



WELCOME TO MORANBAH

**WINCHESTER SOUTH PROJECT**  
Environmental Impact Statement  
Response to Submissions

## TABLE OF CONTENTS

<b>6</b>	<b>SUBMISSIONS ANALYSIS</b>	<b>6-1</b>
6.1	GOVERNMENT AGENCY AND COUNCIL SUBMISSIONS	6-1
6.2	PUBLIC AND ORGANISATION SUBMISSIONS	6-1
6.3	CATEGORISING SUBMISSIONS	6-5

## LIST OF FIGURES

Figure 6-1	Nature of Public & Organisation Submissions by Location
------------	---

## LIST OF CHARTS

Chart 6-1	Summary of All Submissions
Chart 6-2	Summary of Non-Government Organisation Submissions
Chart 6-3	Summary of Public Submissions
Chart 6-4	Summary of Public Supporting Submissions by Location
Chart 6-5	Summary of Public Objecting Submissions by Location
Chart 6-6	Key Matters Raised in Submissions

## 6 SUBMISSIONS ANALYSIS

A total of 637 submissions on the Project were received from Government agencies, non-government organisations (NGOs) and members of the public. Of these, some 198 of the NGO and public submissions received on the Revised Draft Environmental Impact Statement (EIS) were in the form of pro forma submissions. As advised by the Office of the Coordinator-General, in describing the number of submissions, these pro forma submissions have been counted as one submission for each group (e.g. Matrix Geoscience or the Do Gooder Group), as the issues raised are identical.

Chart 6-1 presents a summary of the total number of submissions by submitter category. The key aspects raised in submissions are summarised in Section 6.3.

### 6.1 GOVERNMENT AGENCY AND COUNCIL SUBMISSIONS

A total of 11 submissions were received from State and Commonwealth Government agencies and local council, which were in the form of comments, or suggested conditions. The Department of Environment and Science (DES), Department of Transport and Main Roads (DTMR), Isaac Regional Council (IRC) provided comments on the Project and suggested conditions.

The following agencies provided comments on the Revised Draft EIS, and formal responses from Whitehaven WS Pty Ltd (Whitehaven WS) are required and provided within the Response to Submissions package (e.g. cover letter, spreadsheets and attachments):

- DES;
- DTMR;
- IRC;
- Department of Employment Small Business, and Training;
- Department of Resources;
- Department of Seniors, Disability Services and Aboriginal and Torres Strait Islander Partnerships;

- Department of Agriculture and Fisheries;
- Department of Regional Development, Manufacturing and Water;
- Queensland Police Service;
- Queensland Ambulance Service; and
- Queensland Fire and Emergency Services.

### 6.2 PUBLIC AND ORGANISATION SUBMISSIONS

A total of 78 submissions were received from NGOs (excluding pro forma submissions, which are counted as one group submission). Of these, 71 supported the Project, one provided comment and six objected to the Project (Chart 6-2).

A total of 350 submissions were received from members of the public (excluding pro forma submissions, which are counted as one group submission). Of these, 344 supported the Project and six objected to the Project (Chart 6-3).

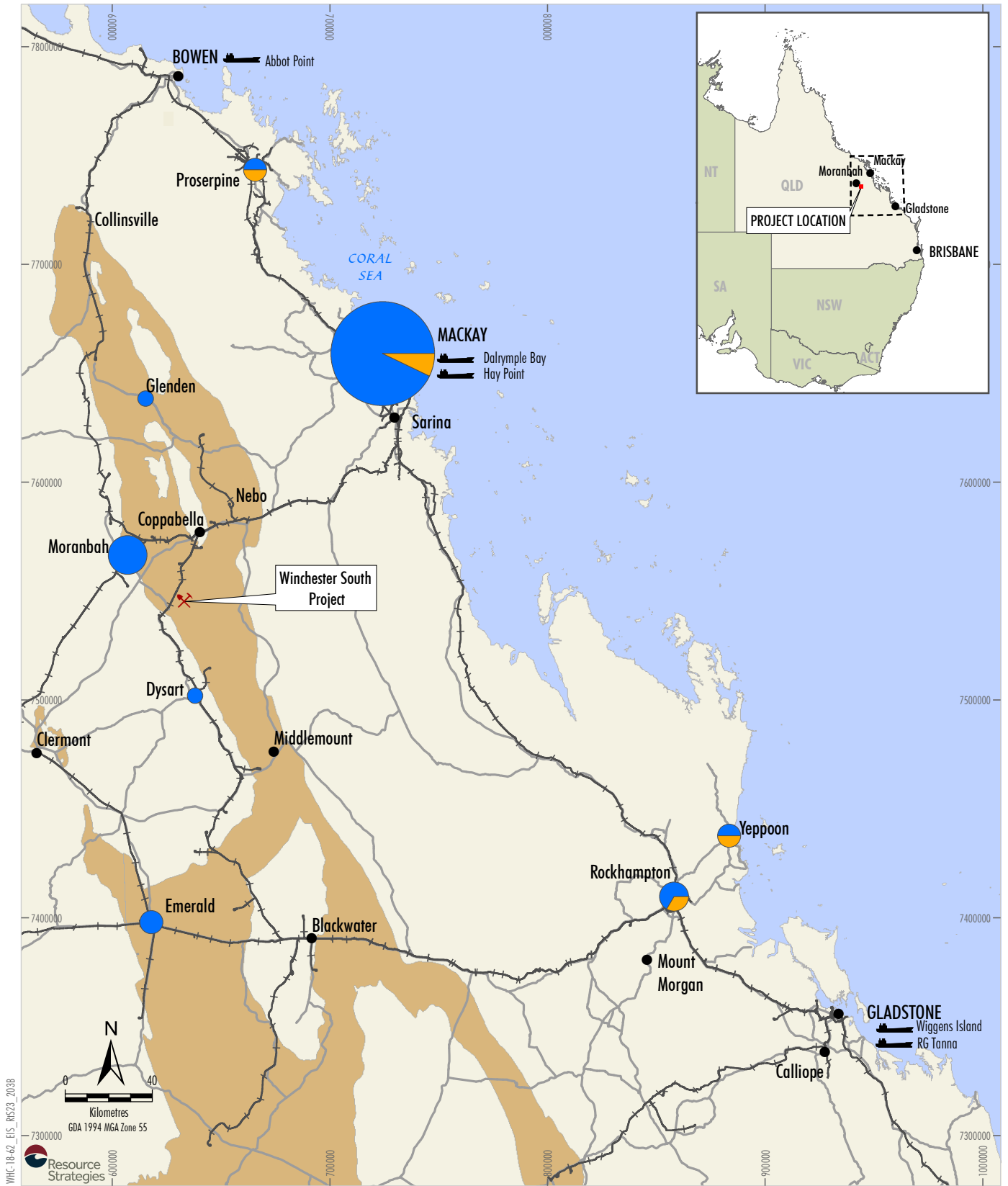
Public submissions were received from a range of locations, including the two nearest local government areas (LGAs) (i.e. Isaac LGA and Mackay LGA), Queensland more generally or interstate locations. Within the Isaac and Mackay LGAs, 32 supported the Project, three provided comment and two objected the Project (public and organisation submissions, excluding pro forma submissions). These two LGAs make up the relevant local region to assess the Project in the Social Impact Assessment and Economic Assessment.

Further analysis of the distribution of objecting and supporting public and organisation submissions between these LGAs and other states is provided in Charts 6-4 and 6-5.

A large proportion of the public and organisation objections received on the Project were from elsewhere in Queensland or otherwise the address was not provided in the submission (Chart 6-5). As stated above, a large proportion of the supporting submissions were from the Isaac and Mackay LGAs (Charts 6-4 and 6-5).

The nature of submissions received from members of the public and organisations in the Project region is shown on Figure 6-1.





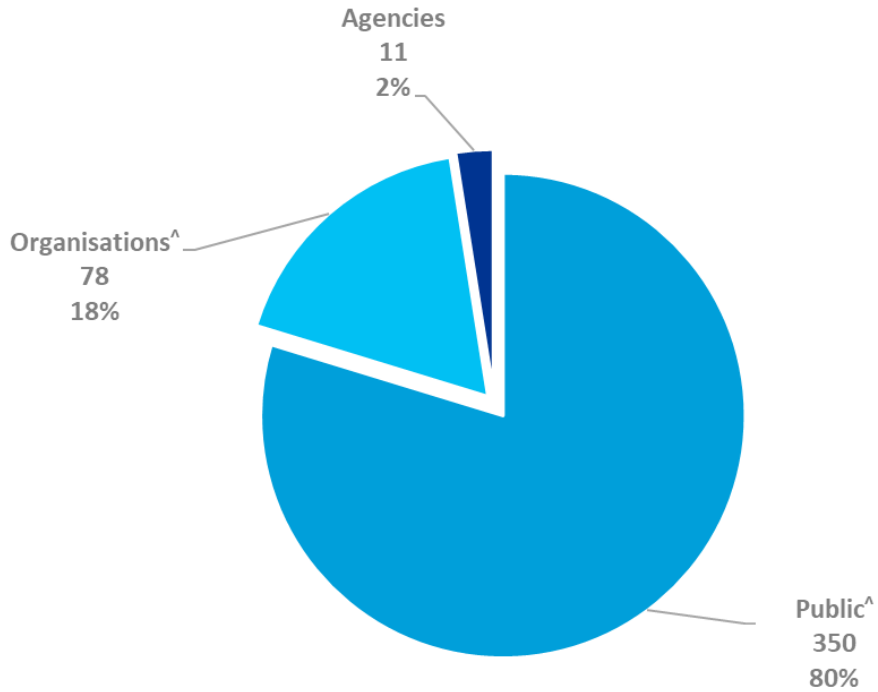
Source: The State of Queensland (2018 - 2020); Geoscience Australia (2018)



**WINCHESTER SOUTH PROJECT**  
**Nature of Public & Organisation**  
**Submissions by Location**

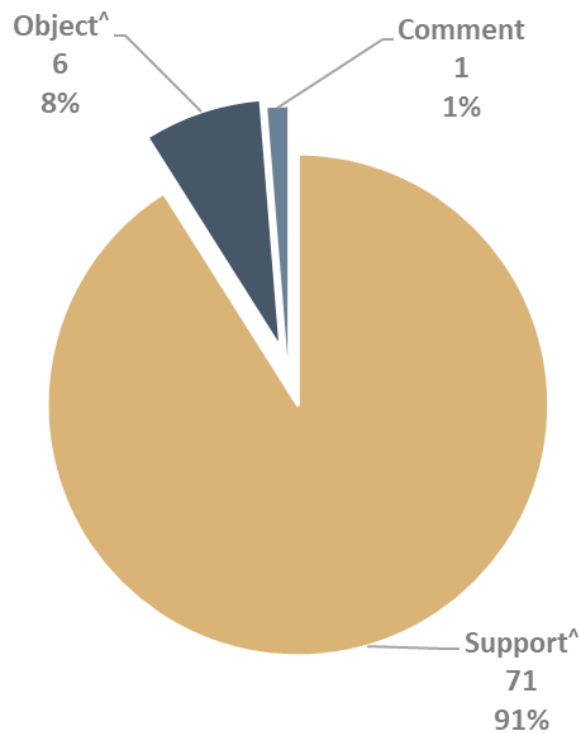
**Figure 6-1**

**Chart 6-1**  
**Summary of All Submissions**



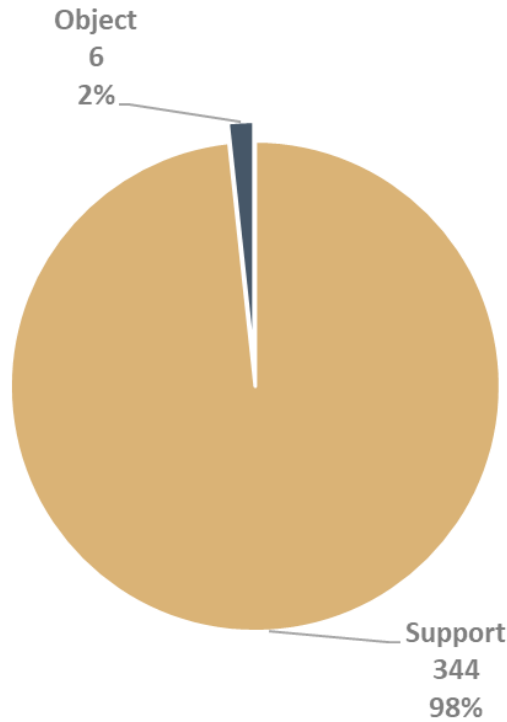
<sup>^</sup> Excludes the pro forma submissions as they have been grouped into one submission.

**Chart 6-2**  
**Summary of Non-Government Organisation Submissions**



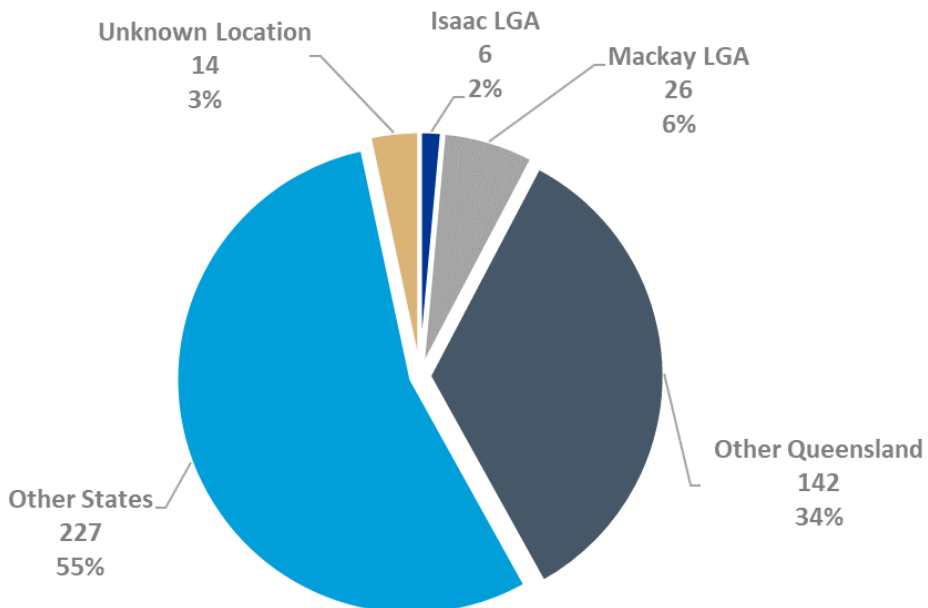
<sup>^</sup> Excludes the pro forma submissions as they have been grouped into one submission.

**Chart 6-3**  
**Summary of Public Submissions**



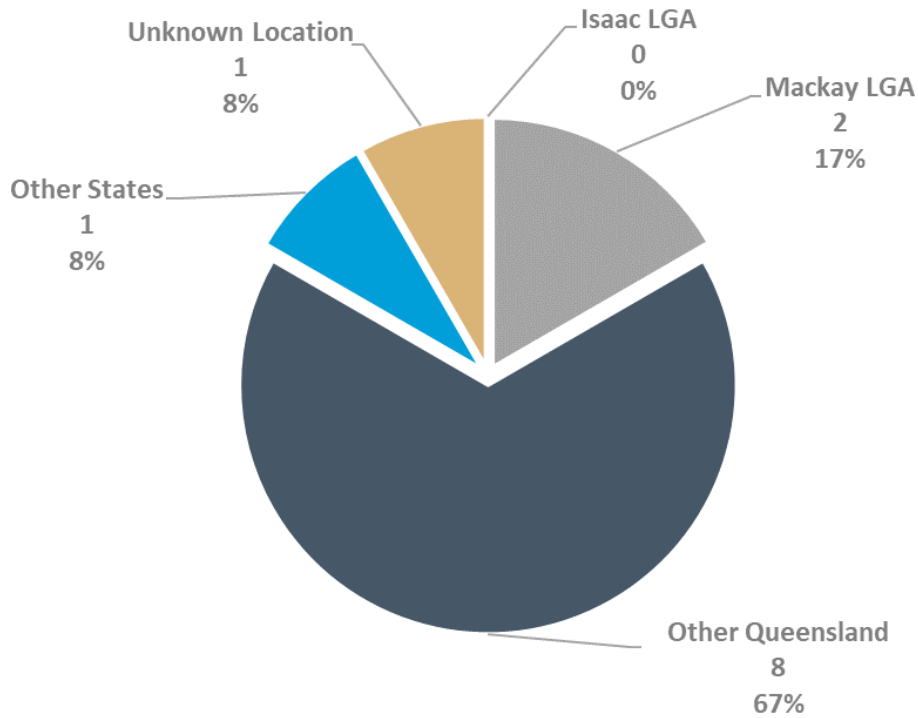
Note: Excludes the pro forma submissions as they have been grouped into one submission.

**Chart 6-4**  
**Summary of Public Supporting Submissions by Location**



Note: Excludes the pro forma submissions as they have been grouped into one submission.

**Chart 6-5**  
**Summary of Public Objecting Submissions by Location**



Note: Excludes the pro forma submissions as they have been grouped into one submission.

### 6.3 CATEGORISING SUBMISSIONS

Whitehaven WS has categorised the issues raised in submissions. The most commonly raised matters in relation to the Project are illustrated in Chart 6-6. As shown, the majority of comments pertained to the following matters:

- social and economic matters;
- environmental records;
- rehabilitation and final landform;
- climate change and greenhouse gas emissions;
- groundwater resources;
- surface water resources and flooding; and
- potential impacts to ecology.

**Chart 6-6**  
**Key Matters Raised in Submissions**

