CLIENTS | PEOPLE | PERFORMANCE

Gladstone Ports Corporation

Report for Western Basin Dredging & Disposal Project

Acid Sulphate Soils Assessment

September 2009

INFRASTRUCTURE | MINING & INDUSTRY | DEFENCE | PROPERTY & BUILDINGS | ENVIRONMENT

Contents

List of Abbreviations i

1. Introduction 1
   - 1.1 Purpose and Scope 1
2. Methodology 4
   - 2.1 Overview 4
   - 2.2 Review of Existing Information 4
   - 2.3 ASS Investigation and Assessment for the Western Basin Dredging and Disposal Project 5
   - 2.4 Action Criteria for Assessment of ASS 6
3. Results 9
   - 3.1 Reports Reviewed 9
   - 3.2 ASS Mapping 10
   - 3.3 Bathymetry and Tides 11
   - 3.4 Stratigraphy Overview of the Western Basin Dredging and Disposal Project Area 15
   - 3.5 Particle Size Distribution 19
   - 3.6 Summary of Historic ASS Investigation Results Within the Western Basin Project Area 20
   - 3.7 ASS Investigation Results for the Western Basin Dredging and Disposal Project 21
   - 3.8 Conclusion 53
4. Potential Impacts and Management Options 54
   - 4.1 Bund Construction 54
   - 4.2 Capital Dredging 56
   - 4.3 Placement of Dredged Material Within Reclamation Area 56
   - 4.4 Maintenance Dredging 58
5. References 59

Table Index

Table 1	Proposed Dredging Program - Summary	1
Table 2	Field pH Testing Classifications	6
Table 3	Action Criteria Based on ASS Analysis for Three Broad Texture Categories	7
Table 4	Sample Locations	21
Table 5	pH_F Summary Statistics	22
Table 6	pH_{FOX} Summary Statistics	22
Table 7	Chromium Reducible Sulfur	23
Table 8	Acid Neutralising Capacity (%$CaCO_3$)	24
Table 9	Net Acidity Summary Statistics	28

Figure Index

Figure 1-1	Western Basin Project Area	3
Figure 2-1	Acid Sulfate Soils Investigation Locations, ERM and GeoCoastal (2009)	8
Figure 3-1	Acid Sulfate Soil Mapping for Tannum Sands and Gladstone	12
Figure 3-2	Acid Sulfate Soil Hazard Mapping for Tannum Sands and Gladstone	13
Figure 3-3	Bathymetry, Western Basin Reclamation Area	14
Figure 3-4	Box Plot of Chromium Reducible Sulphur	25
Figure 3-5	Box Plot of Acid Neutralising Capacity	26
Figure 3-6	Box Plot of Net Acidity	27
Figure 3-7	Stage 1A Scatter Plot of ANC against S_{CR}	29
Figure 3-8	Stage 1B Scatter Plot of ANC against S_{CR}	31
Figure 3-9	Stage 2 Scatter Plot of ANC against S_{CR}	33
Figure 3-10	Stage 3 Scatter Plot of ANC against S_{CR}	35
Figure 3-11	Stage 4 Scatter Plot of ANC against S_{CR}	37
Figure 3-12	Net Acidity ≥ 18 moles H^+/t –Targinie Channel, Western Basin South, Hamilton Point (south) and Clinton Bypass	40
Figure 3-13	Chromium Reducible Sulphur ≥ 18 moles H^+/t - Targinie Channel, Western Basin South, Hamilton Point (south) and Clinton Bypass	41

Figure 3-14	Net Acidity ≥ 18 moles H^+/t – Northern Targinie Channel, Western Basin and Hamilton Point Dredge areas	42
Figure 3-15	Chromium Reducible Sulphur ≥ 18 moles H^+/t – Northern Targinie Channel, Western Basin and Hamilton Point	43
Figure 3-16	Net Acidity ≥ 18 moles H^+/t – Fisherman's Landing, Laird Point and Fisherman's Landing Swing Basin dredge areas	44
Figure 3-17	Chromium Reducible ≥ 18 moles H^+/t - Fisherman's Landing, Laird Point and Fisherman's Landing Swing Basin	45
Figure 3-18	Western Basin Reclamation Area - Sampling Locations	48
Figure 3-19	Western Basin Reclamation Area Scatter Plot of ANC against S_{CR}	49
Figure 3-20	Net Acidity >18 moles H^+/t - Western Basin Reclamation Area Within 2 m of Surface	51
Figure 3-21	S_{CR} >18 moles H^+/t - Western Basin Reclamation Area Within 2 m of Surface	52

Appendices

A Investigation Locations (Douglas Partners 2005)

B Investigation Locations (Douglas Partners 2006)

C Western Basin Investigation Locations (GHD 2008)

D Investigation Locations (URS January 2009)

E ASS Investigation Results

List of Abbreviations

AEC	Areas of Environmental Concern
AHD	Australian Height Datum
AgLime	Pure, fine agricultural lime (~99% pure $CaCO_3$)
ALS	Australian Laboratory Services
ANC	Acid neutralising capacity
AASS	Actual acid sulphate sediment/soil
ASS	Acid sulphate sediment/soil
ASSMAC	Acid Sulphate Soil Management Advisory Committee
ASSMP	Acid Sulphate Soil Management Plan
ANZECC	Australian & New Zealand Environment and Conservation Council
BGL	Below Ground Level
BH	Borehole
CLR	Contaminated Land Register
CoC	Chain of Custody
EPA	Environmental Protection Agency
HA	Hand Auger
GED	General Environmental Duty
GPC	Gladstone Ports Corporation
LOR	Limit of Reporting
mg/kg	milligrams per kilogram
NA	Not Applicable
NATA	National Association of Testing Authorities of Australia
ND	Not Defined
NHMRC	National Health and Medical Research Council
NR	Not Reported
NT	Not Tested
PASS	Potential Acid Sulphate Soil/sediment
ppm	Parts per million (by volume)
pH_{KCL}	pH of the soil before oxidation (lab)

pH_F	field pH (lab)
pH_{FOX}	field pH following oxidation with peroxide (lab)
PL	Post larvae
PQL	Practical Quantification Limit
QA	Quality Assurance
QASSIT	Queensland Acid Sulfate Soil Investigation Team
QWQG	Queensland Water Quality Guidelines, EPA 2006
QC	Quality Control
RPD	Relative Percentage Difference
S_{CR}	Chromium reducible sulfur
S_{POS}%	Peroxide oxidisable sulfur
SPP2/02	State Planning Policy 2002
TAA	Titratable actual acidity (mol H^+/tonne)
TPA	Titratable peroxide acidity (mol H^+/tonne)
TSA	Titratable sulfidic acidity (mol H^+/tonne)
UCL	Upper Confidence Limit

1. Introduction

This Acid Sulfate Soil (ASS) study has been prepared as part of the Environmental Impact Statement (EIS) for the Western Basin Dredging and Disposal Project. This study uses published information, including historic investigation data from within and in the vicinity of the Project area and laboratory analysis results collected by GeoCoastal and ERM as part of the Queensland Curtis Liquefied Natural Gas (QCLNG) Project, for Queensland Gas Corporation Ltd (QGC).

The Western Basin EIS Project Area is shown in Figure 1-1 along with the proposed dredging areas. A summary of the proposed dredging program is shown in Table 1.

1.1 Purpose and Scope

1.1.1 Purpose

The purpose of the ASS assessment was designed to address the objectives detailed in the EIS Terms of Reference (TOR). In summary, the main aims of this work are:

- To define areas of the Western Basin Project Area that contain actual acid sulfate soils (AASS) or potential acid sulfate soils (PASS); and
- To characterise these materials and the dredged material in terms of sediment characteristics and potential for ASS, in order to identify potential impacts of the proposed development (construction and operation) and to determine if a management strategy for the proposed bund construction and placement of dredge spoil with respect to the materials encountered is required.

1.1.2 Scope

The following scope of work was undertaken to satisfy the requirements of the TOR:

- Desktop review of published information;
- Review of previous investigations;
- Interpretation of laboratory analysis results provided by QGC;
- Reporting; and
- Assessment of the potential impacts of the proposed development and identification of mitigation strategies.

Table 1 Proposed Dredging Program - Summary

Stage	Start	Completion	Dredge Volume (Mm^3)	Portion	Dredge Volume (Mm^3)
1A	Late 2010	Late 2012	16	North China Bay LNG Precinct	12.7
				Clinton By-Pass Channel	3.3

Stage	Start	Completion	Dredge Volume (Mm^3)	Portion	Dredge Volume (Mm^3)
1B	Late 2010	Late 2012	1.5	Targinie Channel	0.5
(Stage 1)				Fisherman's Landing Swing Basin	1
1B	Late 2012	Late 2014	4.6	Targinie Channel	2
				Fisherman's Landing Swing Basin	2.6
2	Late 2012	Late 2014	4.5	Laird Point	4.5
3	Late 2014	Unknown	5.5	Fisherman's Landing	5.5
4	Late 2014	Unknown	3.9	Hamilton Point	3.9

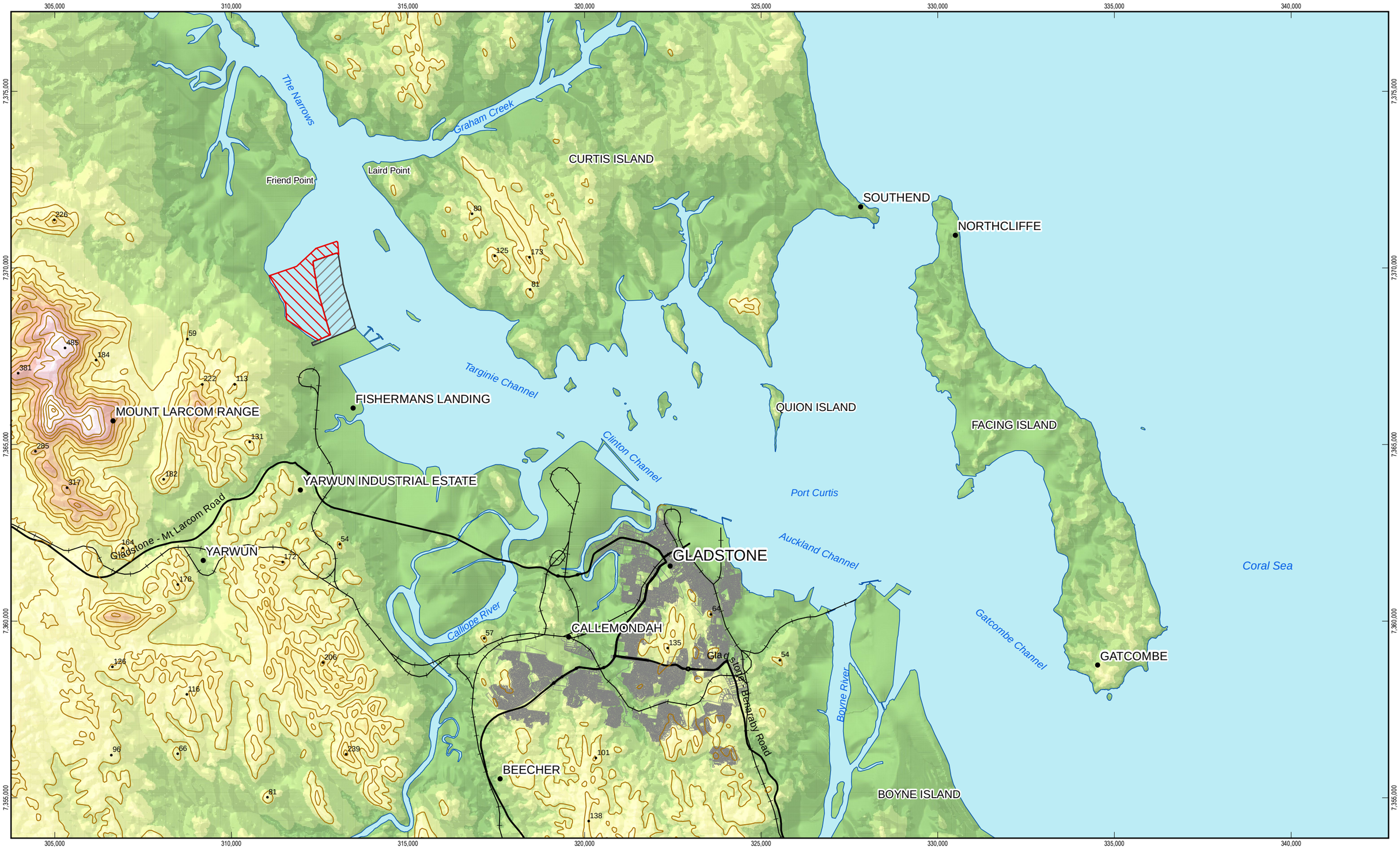

1:100,000 (at A3)

0 1 2 3 4 5

Kilometres

Map Projection: Universal Transverse Mercator
Horizontal Datum: Geocentric Datum of Australia
Grid: Map Grid of Australia 1994, Zone 56

N

LEGEND

- Town and Locality
- Contour (50m interval)
- Railway
- Major Road
- Western Basin Reclamation
- Fisherman's Landing Northern Expansion
- Built Up Area

Port of Gladstone
Western Basin Dredging and Disposal Project

Job Number	42-15386
Revision	A
Date	30 Aug 2009

Western Basin Project Area

Figure 1-1

G:\42\15386\GIS\WesternBasinProjects\MXDs\42-15386_WB_006_ass.mxd

Level 4 201 Charlotte Street Brisbane QLD 4000 Australia T +61 7 3316 3000 F +61 7 3316 3333 E bnemail@ghd.com W www.ghd.com

This map contains data that is sourced from Data Custodians under Copyright. Please refer to EIS Appendices for Ownership and Copyright details.
© **2009.** This document is and shall remain the property of GHD. The document may only be used for the purpose for which it was produced. Unauthorised use of this document in any way is prohibited.
While GHD has taken care to ensure the accuracy of this product, GHD Pty Ltd and Data Custodians make no representations or warranties about its accuracy, completeness or suitability for any particular purpose. GHD Pty Ltd and Data Custodians cannot accept liability of any kind (whether in contract, tort or otherwise) for any expenses, losses, damages and/or costs (including indirect or consequential damage) which are or may be incurred as a result of the product being inaccurate, incomplete or unsuitable in any way and for any reason.

2. Methodology

2.1 Overview

The following activities have been conducted as part of this ASS technical study:

- Review of existing published reports, maps and data (see Section 2.2);
- Interpretation and analysis of field investigation data and ASS laboratory testing results, provided by QGC, for the Western Basin Dredging and Disposal Project (see Section 2.3).

2.2 Review of Existing Information

Published reports, maps and data have been used in the preparation of this study in order to determine likely ASS conditions in the vicinity of the Project Area and associated dredge areas are detailed below.

The Gladstone LNG Project – Fisherman's Landing Environmental Impact Statement, Volume 1 (Worley Parsons 2008) was not included in the data review as this report does not include soil or marine sediment investigations.

Reports, Maps and Data in the Vicinity of the EIS Project Area

- Report on Soils Investigation: Proposed Dredging Works Existing Shipping Channels, Gladstone (Douglas Partners 2005). A report of investigations conducted for proposed dredging works between Fisherman's Landing wharves and Gladstone;
- Report on Geotechnical, Environmental and Acid Sulfate Soils Investigations for Proposed Offshore Works, Wiggins Island Coal Terminal (Douglas Partners 2006), presented in Appendix E1 of the Wiggins Island Coal Terminal Environmental Impact Statement (EIS) (Connell Hatch 2006);
- Wiggins Island Coal Terminal Environmental Impact Statement project (CQPA, QR, Connell HATCH 2006). The offshore area investigated for ASS is at the proposed coal terminal site around 6 km south of Fisherman's Landing wharves;
- Terrain Soils and Land Capability, Gladstone LNG Facility (URS February 2009), presented in Appendix L4 of the GLNG Environmental Impact Statement (URS 2009);
- Marine Sediment Investigation: Environmental Investigations of Proposed Capital Dredging at China Bay and Pipeline Crossing at the Narrows, Gladstone (URS January 2009), presented in Appendix R3 of the Gladstone Liquefied Natural Gas (GLNG) Environmental Impact Statement (URS 2009);
- 1:100 000 Geological Series map, Gladstone Special, Sheet 9150 (Department of Natural Resources and Mines, 2001);
- Gladstone, Sheet 9150, 1:100 000 Geological Map Commentary (Department of Resource Industries, 1991); and
- ASS map for the Gladstone area (DNRM&E 2004).

Site Specific Data

- Draft Environmental Impact Assessment and Preliminary Engineering, Acid Sulfate Soil Investigation (GHD 2008), prepared for GPC. Reporting of ASS investigations conducted for the proposed Northern Expansion to Fisherman's Landing.

2.3 ASS Investigation and Assessment for the Western Basin Dredging and Disposal Project

ASS field investigations within the proposed dredging areas (Stages 1 to 4) and within and in the vicinity of the proposed Western Basin Reclamation Area have been conducted by ERM Australia (ERM), in conjunction with GeoCoastal, on behalf of QGC. Data collected from these investigations have been provided to GHD and have been used by GHD to assess ASS for the Western Basin EIS Project, in conjunction with historic data and published information for the Project Area and near vicinity.

Sections 2.3.1 to 2.3.3 summarise the field investigation methodologies used by ERM, which have been compiled by GHD, with reference to the standard operations procedures outlined in ERM (April 2009) and the field investigation data provided by QGC. In the absence of a factual report of the field investigations, it has been assumed in the preparation of the following sections that the procedures detailed in ERM (April 2009) were followed.

2.3.1 Field Works

The investigation boreholes for ASS investigations were drilled between November 2008 and May 2009 inclusive, using a combination of hydraulic vibrocoring (GeoCoastal), standard penetration testing (SPT) sampling (Drill Search) and coring (Drill Search).

It is understood that geological borehole logs were in preparation at the time of writing this report.

2.3.2 Investigation Locations

The investigation locations and proposed dredging stage areas are shown in Figure 2-1.

2.3.3 Sampling Rationale

The following points summarise the proposed ASS sampling intervals outlined in ERM Australia (April 2009) for field pH testing (conducted at the time of sampling) and for laboratory analysis.

- Field pH testing:
  - 0.1 m;
  - 0.25 m;
  - 0.5 m;
  - 0.75 m;
  - 1.0 m; and
  - then every 0.25 m to the end of the core.
- Laboratory analysis;
  - 0 - 0.1 m;

- 0.3 - 0.5 m;
- 0.8 - 1.0 m; and
- Then every 0.5 m from the 0.8 to 1.0 m interval (i.e. 1.3 – 1.5 m etc.) to the end of the core.

- For samples obtained from >5.5 m below the sediment surface (using the SPT method of sampling or from a core barrel):
  - 5.5 - 5.6 m;
  - 6.0 - 6.1 m;
  - 6.5 - 6.6 m;
  - 7.0 - 7.1 m; and
  - Then the same intervals to the end of the core.

It is understood that no samples were obtained for ASS testing from rock.

2.4 Action Criteria for Assessment of ASS

Field pH testing gives an indication of existing sediment acidity and its potential to produce acid once oxidised. Table 2 summarises the soil pH values that are used to categorise acidic soils, actual ASS (AASS), and potential ASS (PASS).

Table 2 Field pH Testing Classifications

Soil pH	Classification
< 5.5 (pH_F)	Acidic Soil
< 4.0 (pH_F)	AASS
< 3.0 (pH_{Fox})(1)	PASS
ΔpH <-2 or >2(2)	PASS

1) pH_{fox} is the pH measures after the sample has been fully oxidised using H_2O_2.

2) ΔpH is the change in pH.

The SPP 2/02 defines action criteria based on oxidisable sulfur levels constituting significant environmental risk are detailed in Table 3.

Table 3 Action Criteria Based on ASS Analysis for Three Broad Texture Categories

Soil Texture	Clay Content %	< 1,000 Tonnes Disturbed		> 1,000 Tonnes Disturbed	
		SCR %	H+ mol/tonne	SCR %	H+ mol/tonne
Coarse (sands – gravels)	< 5	0.03	18		
Medium (sandy loam – light clay)	5 – 40	0.06	36	0.03	18
Fine (medium to heavy clays, silty clays)	> 40	0.10	62		

Materials containing acid (H^+) or sulfur (S_{CR}) levels in excess of the values presented in the above table are deemed to be soils that require treatment, if the volume of disturbance is > 100 tonnes or where fill with a thickness of 0.5 m or greater (with a total volume > 500 m^3) is applied to the site.

Other analytical measure of importance:

- TAA – Titratable Actual Acidity;
- pH_{KCL} – pH of the soil before oxidation (the pH of the soil before TAA is measured in a 1:40 1 M KCl suspension);
- S_{Cr} – Chromium-reducible sulfur (provides an estimate of the un-oxidized inorganic sulfur); and
- ANC – Acid Neutralising Capacity.

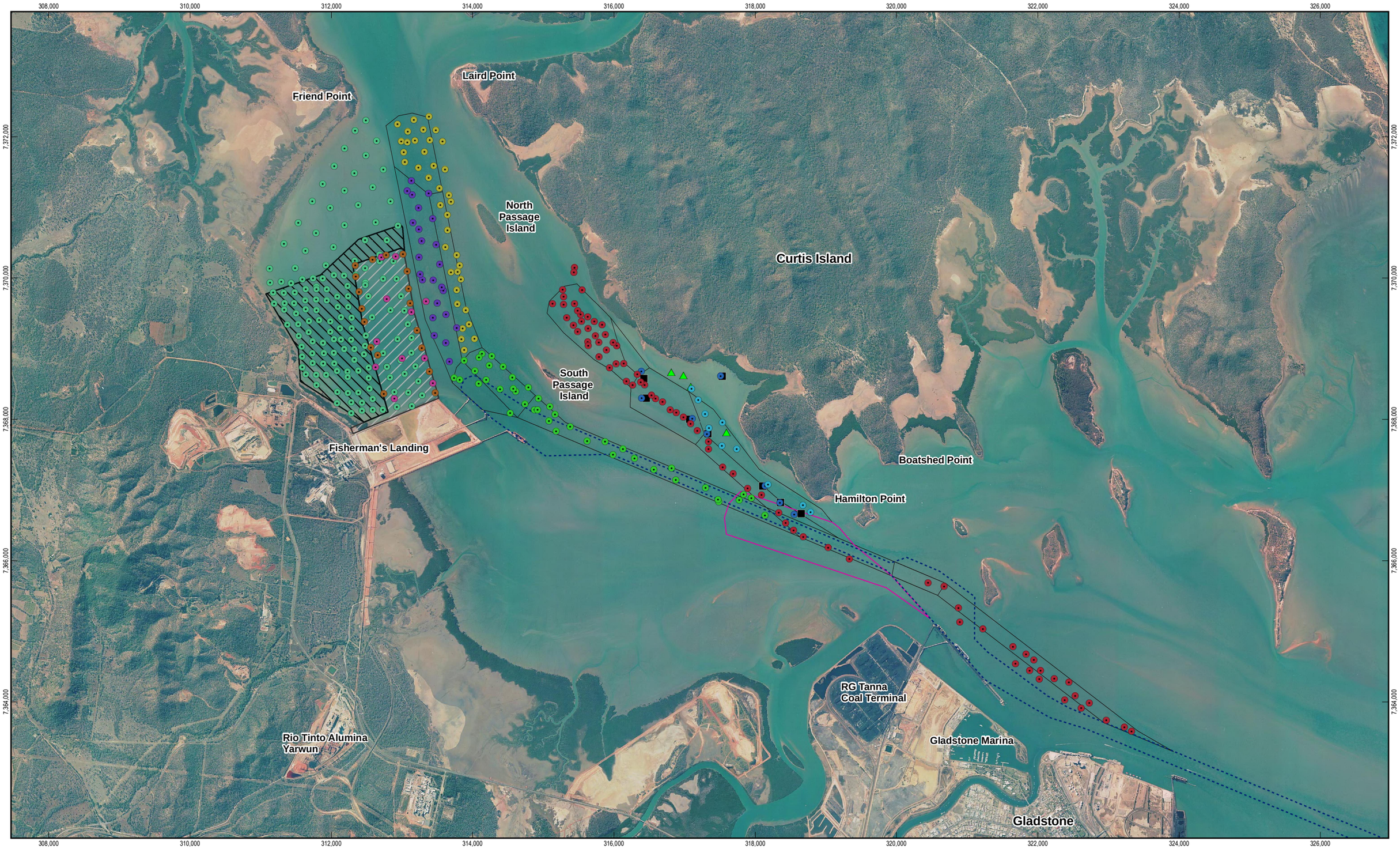

1:50,000 (at A3)

0 0.5 1 1.5 2

Kilometres

Map Projection: Universal Transverse Mercator
Horizontal Datum: Geocentric Datum of Australia
Grid: Map Grid of Australia 1994, Zone 56

N

LEGEND

Core Location
- Stage 1A
- Stage 1B
- Stage 2
- Stage 3
- Stage 4
- AS
- FL
- GLNG
- GT
- Geocoastal Pty Ltd
- Connell Wagner Pty Ltd

- Existing Channels, Swing Basins, Berths
- Western Basin Reclamation Area
- Fisherman's Landing Northern Expansion
- Proposed Dredging
- Wiggins Island Coal Terminal (Approved)

Port of Gladstone

Western Basin Dredging and Disposal Project

Acid Sulphate Soil Investigation Locations, ERM and GeoCoastal (2009)

Job Number	42-15386
Revision	A
Date	30 Aug 2009

Figure 2-1

G:\42\15386\GIS\WesternBasinProjects\MXDs\42-15386_WB_430_rev_a.mxd

Level 4 201 Charlotte Street Brisbane QLD 4000 Australia T +61 7 3316 3000 F +61 7 3316 3333 E bnemail@ghd.com W www.ghd.com

This map contains data that is sourced from Data Custodians under Copyright. Please refer to EIS Appendices for Ownership and Copyright details.

© 2009. This document is and shall remain the property of GHD. The document may only be used for the purpose for which it was produced. Unauthorised use of this document in any way is prohibited.
While GHD has taken care to ensure the accuracy of this product, GHD Pty Ltd and Data Custodians make no representations or warranties about its accuracy, completeness or suitability for any particular purpose. GHD Pty Ltd and Data Custodians cannot accept liability of any kind (whether in contract, tort or otherwise) for any expenses, losses, damages and/or costs (including indirect or consequential damage) which are or may be incurred as a result of the product being inaccurate, incomplete or unsuitable in any way and for any reason.

3. Results

Sections 3.1 to 3.3 summarise existing relevant reports and mapping for the Western Basin Dredging and Disposal Project Area. Sections 3.4 to 3.7 describe the lithology and characteristics of the sub-surface material with regard to acid sulfate soils (ASS), based on the review of published information (reports, data, maps) and interpretation of field investigation data and laboratory results collected for QGC.

3.1 Reports Reviewed

Previous investigations conducted in the vicinity of the Western Basin Project Area provide some background information on the lithology of the marine sediments and assessment of ASS, including:

- Report on Soils Investigation: Proposed Dredging Works Existing Shipping Channels, Gladstone (Douglas Partners 2005). A report of investigations conducted for dredging works between Fisherman's Landing wharves and Gladstone;
- Report on Geotechnical, Environmental and Acid Sulfate Soils Investigations for Proposed Offshore Works, Wiggins Island Coal Terminal (Douglas Partners 2006), presented in Appendix E1 of the Wiggins Island Coal Terminal Environmental Impact Statement (EIS) (Connell Hatch 2006);
- Environmental Impact Assessment and Preliminary Engineering, Acid Sulfate Soil Investigation (GHD 2008). Reporting of ASS investigations conducted for the northern expansion to Fisherman's Landing;
- Marine Sediment Investigation: Environmental Investigations of Proposed Capital Dredging at China Bay and Pipeline Crossing at the Narrows, Gladstone (URS January 2009), presented in Appendix R3 of the Gladstone Liquefied Natural Gas (GLNG) Environmental Impact Statement (URS March 2009); and
- Terrain Soils and Land Capability, Gladstone LNG Facility (URS February 2009), presented in Appendix L4 of the GLNG Environmental Impact Statement (URS 2009).

Relevant findings are summarised in the following paragraphs.

3.1.1 Report on Soils Investigation: Proposed Dredging Works Existing Shipping Channels, Gladstone (Douglas Partners 2005)

Douglas Partners conducted soils investigations for proposed channel and swing basins dredging extending from the wharves at Fisherman's Landing (Targinie Swing Basin) to just south of the marina at Gladstone (Clinton Channel), via the Targinie Channel. Fifteen offshore locations were investigated as part of this study and provide information on sub-surface lithologies. Selected samples were tested for ASS at approximately 1 m intervals, however chromium suite analysis was generally only conducted on the uppermost sample in each borehole. The investigation locations are shown in Appendix A of this report.

3.1.2 Report on Geotechnical, Environmental and Acid Sulfate Soils Investigations for Proposed Offshore Works, Wiggins Island Coal Terminal (Douglas Partners 2006)

The Wiggins Island Coal Terminal (WICT) is located approximately 4.5 km south east of the proposed Western Basin Reclamation Area. Two proposed dredge stages of the Project (Stage 1A and 1B) pass through the approved WICT site area. As part of the investigations reported in Douglas Partners (2006) assessment of ASS (pH_F, pH_{FOX}, and chromium suite) was conducted on samples from 13 offshore boreholes. All of the investigation locations are shown to be located to the south of the Targinie Channel, except for one that is shown to the north (see Appendix B of this report).

3.1.3 Draft Environmental Impact Assessment and Preliminary Engineering, Acid Sulfate Soil Investigation (GHD 2008)

ASS investigations have been conducted as part of investigative works for the proposed Fisherman's Landing Reclamation Area (referred to as the Northern Expansion, see Figure 1-1), which is located immediately east of the proposed Western Basin Reclamation Area and directly north of the existing Fisherman's Landing area (GHD 2009). Thirty locations were drilled and sampled for ASS, shown in Appendix C.

3.1.4 Marine Sediment Investigation: Environmental Investigations of Proposed Capital Dredging at China Bay and Pipeline Crossing at the Narrows, Gladstone (URS January 2009)

An assessment of marine sediments was conducted as part of environmental investigations for contaminants and ASS, which included a number of locations close to Curtis Island to the east of Fisherman's Landing at China Bay, for proposed capital dredging. The report also incorporates ASS investigations conducted by GeoCoastal in 2008 in the same area, reported in URS (February 2009).

A total of 16 locations were investigated for ASS as part of the capital dredging assessment (BH01 to BH14, BH17 and BH18), including 8 locations investigated by GeoCoastal. The offshore capital dredging investigations (GeoCoastal and URS) conducted in the vicinity of China Bay fall within Stages 1A and 4 of the proposed dredge areas of the Western Basin EIS Project. The investigation locations for the proposed capital dredging (shown in light blue), along with locations for marine facility infrastructure, are shown in Appendix D.

3.1.5 Terrain Soils and Land Capability, Gladstone LNG Facility (URS February 2009)

This document reports offshore ASS investigations conducted by GeoCoastal in 2008. The data collected and the analysis of results feeds into the Marine Sediment Investigation: Environmental Investigations of Proposed Capital Dredging at China Bay and Pipeline Crossing at the Narrows, Gladstone report (URS January 2009) summarised above.

3.2 ASS Mapping

The 1:50,000-scale acid sulfate soils map for Tannum Sands- Gladstone (DNRM&E 2004) is shown in Figure 3-1 and the acid sulfate soil hazard map for Tannum Sands- Gladstone is shown in Figure 3-2.

The acid sulfate soil map for Tannum Sands- Gladstone (DNRM&E 2004) identifies a narrow strip of land in the vicinity of the mangroves, which parallels the coastline west of the Western Basin Reclamation Area, as having PASS at less than 0.5 m below the surface. The acid sulfate hazard map

identifies this strip of land as medium (southern end) and high (northern end) potential for acid generation. The published 1:100,000-scale geology map for Gladstone (Sheet 9150, Department of Natural Resources and Mines, 2001) shows Holocene-aged estuarine and marine deposits mapped at outcrop along the coastline adjacent to the proposed Reclamation Area coincide with the mapped PASS. Similar Holocene-aged estuarine and marine deposits are likely to continue beneath the proposed Reclamation Area and potentially the channel beyond.

3.3 Bathymetry and Tides

The bathymetric map of the Western Basin Reclamation Area (see Figure 3-3) shows the seabed elevation relative to the Lowest Astronomical Tide (LAT). The seabed ranges from around 0 m LAT in the east to around +2 m LAT in the west of the proposed Reclamation Area. The mean low-water neap tide level for the Fisherman's Landing area is 0.71 m LAT and the mean low-water spring tide level is 1.61 m LAT (GHD 2009), thus central and eastern parts of the proposed Reclamation Area prior to filling will be under water at the mean low water neap tide level.

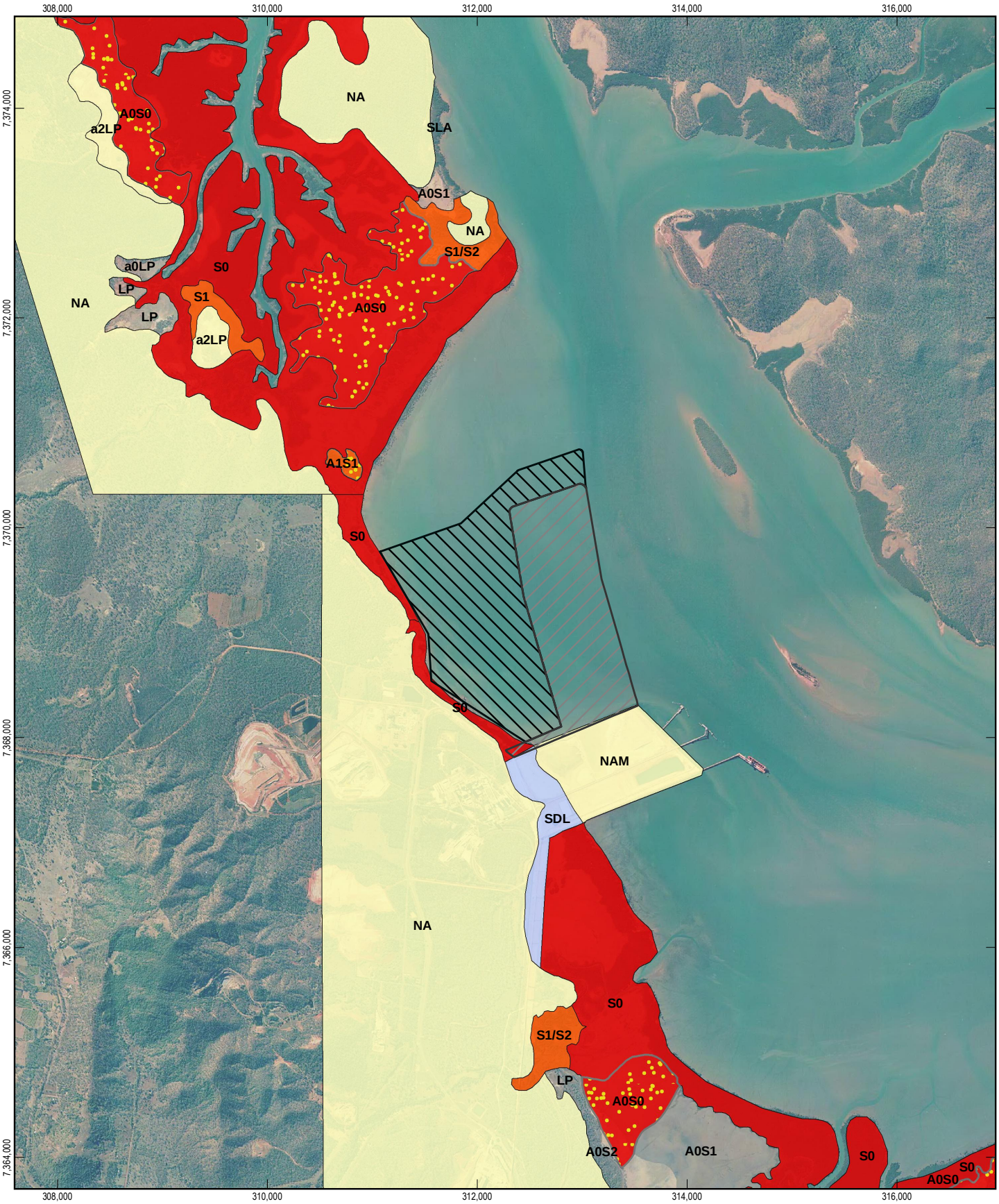

LEGEND

- Western Basin Reclamation Area
- Fisherman's Landing Northern Expansion

Acid Sulphate Soils

- A0S0 - AASS & PASS (0 - 0.5m)
- A1S1 - AASS & PASS (0.5 - 1m)
- S0 - PASS (0 - 0.5m)
- S1 - PASS (0.5 - 1m)
- S1/S2 - PASS (0.5 - 2m)
- SDL - Disturbed land likely to contain ASS. Limited field investigation.
- NA - Land not assessed for sulfidic materials
- NAM - Made land over subtidal flats and sea.
- a2LP - Low probability of ASS. Strong acid field pH may or may not be result of sulfide oxidation.

1:50,000 (at A4)

0 0.5 1 1.5 2

Kilometres

Map Projection: Universal Transverse Mercator
Horizontal Datum: Geocentric Datum of Australia 1994
Grid: Map Grid of Australia, Zone 56

N

Port of Gladstone
Western Basin Dredging and Disposal Project

Acid Sulphate Soil Mapping
for Tannum Sands and Gladstone

Job Number	42-15386
Revision	A
Date	01 Sept 2009

Figure 3-1

G:\42\15386\GIS\WesternBasinProjects\MXDs\WB_506_rev_a.mxd

Level 4 201 Charlotte Street Brisbane QLD 4000 Australia T +61 7 3316 3000 F +61 7 3316 3333 E bnemail@ghd.com W www.ghd.com

This map contains data that is sourced from Data Custodians under Copyright. Please refer to EIS Appendices for Ownership and Copyright details.
© 2009. This document is and shall remain the property of GHD. The document may only be used for the purpose for which it was produced. Unauthorised use of this document in any way is prohibited.
While GHD has taken care to ensure the accuracy of this product, GHD Pty Ltd and Data Custodians make no representations or warranties about its accuracy, completeness or suitability for any particular purpose. GHD Pty Ltd and Data Custodians cannot accept liability of any kind (whether in contract, tort or otherwise) for any expenses, losses, damages and/or costs (including indirect or consequential damage) which are or may be incurred as a result of the product being inaccurate, incomplete or unsuitable in any way and for any reason.

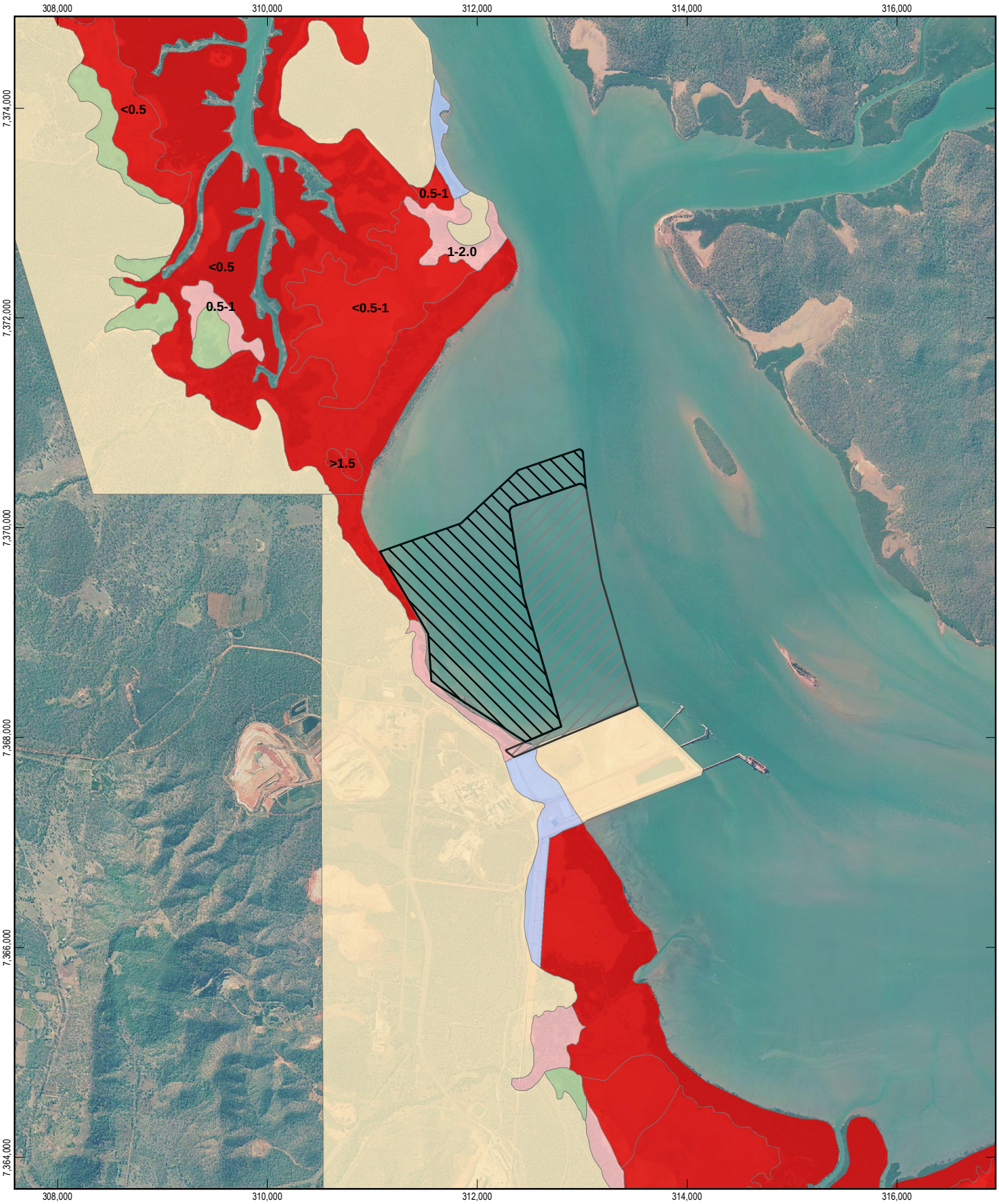

LEGEND

- Western Basin Reclamation Area
- Fisherman's Landing Northern Expansion

Potential for Acid Generation

- Very Low
- Low
- Moderate
- High
- Not Classified
- Not Assessed

1:50,000 (at A4)

0 0.5 1 1.5 2

Kilometers

Map Projection: Universal Transverse Mercator
Horizontal Datum: Geocentric Datum of Australia 1994
Grid: Map Grid of Australia, Zone 56

N

Port of Gladstone
Western Basin Dredging and Disposal Project

Acid Sulphate Soil Hazard Mapping for Tannum Sands and Gladstone

Job Number	42-15386
Revision	A
Date	01 Sept 2009

Figure 3-2

G:\42\15386\GIS\WesternBasinProjects\MXDs\WB_507_rev_a.mxd

Level 4 201 Charlotte Street Brisbane QLD 4000 Australia T +61 7 3316 3000 F +61 7 3316 3333 E bnemail@ghd.com W www.ghd.com

This map contains data that is sourced from Data Custodians under Copyright. Please refer to EIS Appendices for Ownership and Copyright details.
© **2009.** This document is and shall remain the property of GHD. The document may only be used for the purpose for which it was produced. Unauthorised use of this document in any way is prohibited.
While GHD has taken care to ensure the accuracy of this product, GHD Pty Ltd and Data Custodians make no representations or warranties about its accuracy, completeness or suitability for any particular purpose. GHD Pty Ltd and Data Custodians cannot accept liability of any kind (whether in contract, tort or otherwise) for any expenses, losses, damages and/or costs (including indirect or consequential damage) which are or may be incurred as a result of the product being inaccurate, incomplete or unsuitable in any way and for any reason.

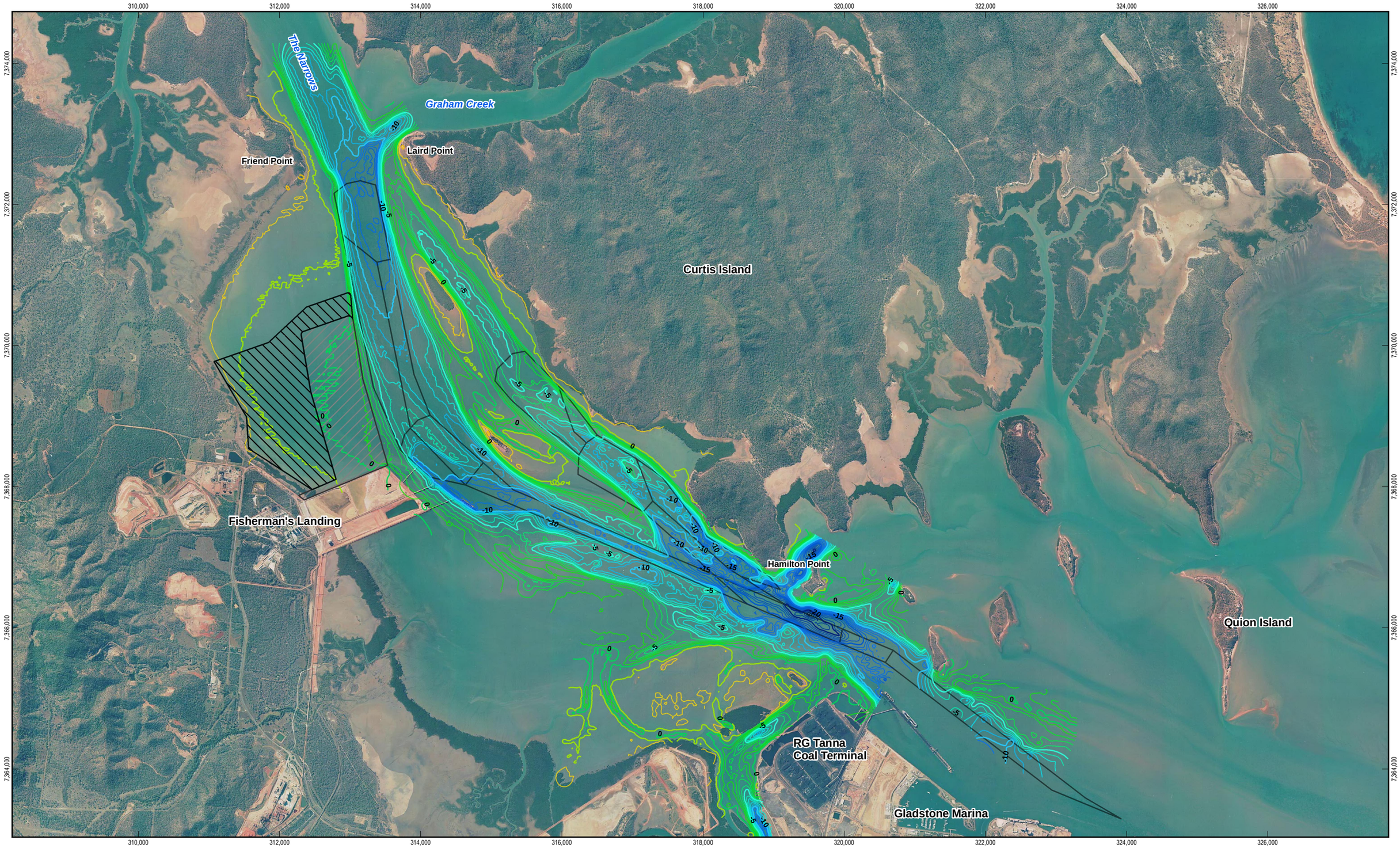

1:50,000 (at A3)

0 0.5 1 1.5 2

Kilometres

Map Projection: Universal Transverse Mercator
Horizontal Datum: Geocentric Datum of Australia
Grid: Map Grid of Australia 1994, Zone 56

N

LEGEND

- Western Basin Reclamation
- Fisherman's Landing Northern Expansion
- Proposed Dredge Footprint

Bathymetry
(1 metre contour interval LAT)

- 3
- 1
- 0
- -5
- -10
- -15
- -20
- -25

Port of Gladstone
Western Basin Dredging and Disposal Project

Bathymetry, Western Basin Reclamation Area

Job Number	42-15386
Revision	A
Date	30 Sept 2009

Figure 3-3

G:\42\15386\GIS\WesternBasinProjects\MXDs\42-15386_WB_508_rev_a.mxd

This map contains data that is sourced from Data Custodians under Copyright. Please refer to EIS Appendices for Ownership and Copyright details.
© 2009. This document is and shall remain the property of GHD. The document may only be used for the purpose for which it was produced. Unauthorised use of this document in any way is prohibited.
While GHD has taken care to ensure the accuracy of this product, GHD Pty Ltd and Data Custodians make no representations or warranties about its accuracy, completeness or suitability for any particular purpose. GHD Pty Ltd and Data Custodians cannot accept liability of any kind (whether in contract, tort or otherwise) for any expenses, losses, damages and/or costs (including indirect or consequential damage) which are or may be incurred as a result of the product being inaccurate, incomplete or unsuitable in any way and for any reason.

Level 4 201 Charlotte Street Brisbane QLD 4000 Australia **T** +61 7 3316 3000 **F** +61 7 3316 3333 **E** bnemail@ghd.com **W** www.ghd.com

3.4 Stratigraphy Overview of the Western Basin Dredging and Disposal Project Area

Available geological logs for investigation boreholes within Stages 1A, 1B, 2, 3 and 4, provided by QGC, investigated by ERM have been reviewed and summarised in this section. Published reports for historic investigations conducted within and in the vicinity of Stage 1A, 1B and 4 and for the Fishermans Landing Northern Expansion have also been reviewed. No published historic lithology information has been identified for the proposed Stage 2 and Stage 3 dredging areas. With regard to the term 'organics' included on some of the geological logs provided, this word has not been explicitly defined (on the logs) but based on review of core profile photographs it has been assumed that 'organics' refers to plant fragments.

Published information on the lithology of the Stage 1A area is limited to the vicinity of China Bay (reported in URS January 2009) and also further to the east in the vicinity of the Targinie and Clinton Bypass channels (reported in Douglas Partners 2005 and 2006). Published information on the lithology of the Stage 1B area is limited to the investigations conducted by Douglas Partners (2005) and for the Stage 4 area is limited to the vicinity of China Bay (reported in URS January 2009).

Based on the review of available information, the stratigraphy within the proposed dredge areas is likely to include one or more of:

- Marine sediment layers comprising sands, gravels, silts and clays with vertically and laterally variable proportions of shell fragments (where present);
- Underlain by alluvial silts, clays, sands and gravels (where present); and
- Underlain by residual soils material and the Wandilla Formation.

3.4.1 Stage 1A (North China Bay LNG Precinct)

Review of available borehole logs provided by QGC indicate brown/green/grey, silty/clayey sand and gravel deposits are present throughout much of the Stage 1A area and contain variable proportions of shell fragments and whole shells, ranging from absent to abundant. The deposits include some fining- and coarsening-upwards sequences, fine to coarse-grained gravels and cobbles have been identified and sand is generally described as poorly-sorted to well-sorted, fine to coarse and very coarse-grained. The reported depositional environments for these sediments indicate that these materials are essentially estuarine channel deposits of Holocene-age.

Dark green/grey silts and clays (including silt/clay, sandy and gravelly silt/clay) with occasional interbeds of silty/clayey sand and silty/clayey gravel and variable proportions of shell fragments were also encountered within Stage 1A, reported as estuarine depositional environments. These deposits were predominantly encountered in the area west of Hamilton Point.

Shells are present within the sand and gravel dominated deposits (estuarine channel deposits) and also within the estuarine basin silt/clay deposits. Occurrences of shells vary both laterally and vertically, but typically occur in a layer extending from the sea bed typically to between 0.5 and 5.5 m depth. Shell size is generally not reported in the borehole logs however core photographs indicate coarse-sand size and fine-gravel size shells and shell fragments are present.

For the reviewed borehole logs, the presence of shells and organic material in Stage 1A is summarised below:

- North of Clinton Channel. Shell fragments and occasional whole shells ranged from absent to abundant, but are most prevalent at cores #6029, #6143 and #6086 in the sand and gravel deposits to between 0.5 and 3.0 m below the sea bed;
- Targinie Channel (south of Hamilton Point). Shell fragments ranged from occasional to abundant identified at most borehole locations to between 1.25 and 5.25 m below the sea bed in sand and gravel deposits. Fine, medium and coarse-grained sand size fragments and whole shells have been reported in selected borehole logs;
- West of Hamilton Point. Abundant shell fragments in silts and clays, including fine-grained fragments and whole shells, to between 4.1 and 5.0 m below the sea bed with occasional organic material, although the organic material is not widespread;
- West of China Bay. Numerous to abundant shell fragments identified throughout the investigated locations to between 1.45 and 5.5 m below the sea bed in both the sandy and silt/clay deposits. Fine-grained shell fragments were noted on selected borehole logs; and
- North west of China Bay. Shell fragments identified from the sea bed to between 0.6 and 6.9 m depth (core #3884) in the sand and gravel deposits and also the silt/clay interbeds. Fine-grained shell fragments have been reported for selected boreholes. Organic material does not appear to be widespread, rather are indicated to be confined to discrete silt/clay layers.

The above-described sand/gravel and silt/clay deposits, where present, are indicated to be underlain by brown/green/grey silts and clays typically with ochre mottling, and also by layers of silty and clayey sands and gravels. Shell is typically absent from these deposits however the presence of fine organic material ranges from absent to abundant and concentrations vary both laterally and vertically. The borehole logs report a Pleistocene depositional environment for such deposits, which has been interpreted as alluvial by GHD given the absence of shell and presence of mottling.

The investigation findings are consistent with URS (2009) and Douglas Partners (2005 and 2006). URS (2009) indicates marine sediments in the vicinity of Western Basin (south) and Western Basin (middle) between 2.2 m (BH04) and 11.2 m below the seabed (BH13) in the areas investigated.

3.4.2 Stage 1B (Fishermans Landing LNG)

Review of the available borehole logs indicate brown/green/grey silty/clayey sand and gravel estuarine channel deposits, similar to those encountered in Stage 1A (in Section 3.4.1), east (up to 2.1 m below the sea bed) and south east (and to between 0.8 and 5.3 m below the sea bed in the Targinie Channel) of Fishermans Landing. Similar to Stage 1A, the sand and gravel ranges from fine through to coarse-grained, with varying proportions silt and clay and a variable lateral and vertical distribution of shells and shell fragments. Organic material appears to be rare.

A variable thickness (0.5 up to at least 8.5 m) of relatively uniform silt and clay with fine/medium-grained sand laminations (described in the borehole logs as an estuarine basin depositional environment) underlies the estuarine channel deposits to the east of Fishermans Landing. Occasional to numerous, fine organic fragments have been identified in the borehole logs throughout the estuarine basin deposits however shell fragments are mostly absent from this silt and clay layer. Estuarine basin deposits were not reported to the south east, in the Targinie Channel within Stage 1B.

In the western one-third of the Stage 1B area immediately east of Fisherman's Landing, the estuarine channel and estuarine basin deposits are absent. Instead, brown/grey/green silt and clay deposits with

ochre mottling predominate typically containing <5% sand and are similar to the Pleistocene sediments reported within parts of Stage 1A. Similar silt and clay deposits were encountered south east of Fisherman's Landing (Targinie Channel) at the sea bed, where the estuarine channel deposits are absent, or lie beneath the estuarine channel deposits.

Shells are present within the sand and gravel dominated deposits (estuarine channel deposits) and also within the estuarine silt/clay basin deposits although are much less frequent. Occurrences of shells vary both laterally and vertically, but typically occur in a layer extending from the sea bed typically to between 1 and 4.6 m depth. As for Stage 1A, shell size is generally not reported in the borehole logs. For the reviewed borehole logs the presence of shells in Stage 1B is summarised below:

- Fishermans Landing. Shells and shell fragments (numerous to abundant) were identified at the majority of the locations reviewed predominantly within the upper sandy layers (to 2.1 m below the sea bed); and
- Targinie Channel. Occasional to abundant shell fragments to between 1 and 4.6 m below the sea bed within the upper sandy deposits predominantly concentrated at the east end of the area (east of and including core #5261).

The investigation data are supported by Douglas Partners (2005), where near surface clay deposits were identified immediately east of Fishermans Landing wharves and sand and clayey sandy gravel was indicated to be underlain by silty clay at the west end of the Targinie Channel (DP7 and DP8) just to the south of the Stage 1B area.

3.4.3 Stage 2 (Laird Point LNG)

The depositional environments of sediments north and west of North Passage Island have been reported as interbedded (estuarine) channel sands and estuarine marine depositional environments of Holocene and Pleistocene ages in the borehole logs provided. Review of the available borehole logs indicate dark green/grey and green/grey/brown sand (fine to coarse-grained) with variable proportions of gravel (fine to medium-grained), including silty clayey sand, silty sandy gravel and silty sand layers, interbedded with units of silt and clay with and without ochre mottling (containing between 10 and 25% sand). Organic material was generally not identified. Shell fragments (numerous to abundant, including some fine-grained fragments) were encountered in most boreholes from the sea bed to between 0.25 and 3.5 m depth in both sandy and silt/clay sediments. Possible jarosite was identified in sandy silty clay of core #712 at 2.3, 3.25 and 3.5 m below the sea bed.

The majority of the Stage 2 area stretching between North Passage Island and Fisherman's Landing wharves is indicated to comprise thick estuarine basin deposits (to between 5.3 and 9.5 m below the sea bed) of dark green/grey relatively uniform silt and clay with fine/medium grained sand laminations and occasional organic material throughout. A greater proportion of sand (fine to medium-grained) was generally encountered in the first 0.25 to 2 m below the sea bed. Any shell fragments (typically absent) are concentrated in the sandier deposits close to the sea bed (identified 0.25 to 3.5 m below the sea bed) although occasional shell fragments are also identified at some borehole locations within the silt and clay sediments (cores #94, #199 and #19).

3.4.4 Stage 3 (Fishermans Landing)

Review of the borehole logs indicate a similar sediment profile to the investigation locations between North Passage Island and Fisherman's Landing of Stage 2, comprising dark green/grey relatively uniform silt and clay with fine/medium grained sand laminations and occasional to numerous fragments of organic material throughout. These estuarine basin deposits thicken towards the east, from less than 1 m up to 9.0 m below the sea bed. The uppermost 0.25 to 0.75 m of sediment includes around 15% to 50% predominantly fine to medium-grained sand. Shell fragments, including fine-grained fragments, bivalves and gastropods, are sporadic across the area and where present are generally within the top 1 m of sediment however, sparse fine-grained shell fragments are contained within the estuarine silt and clay material although again are not laterally persistent. Occasional to numerous organic fragments are reported throughout the estuarine basin silt and clays.

3.4.5 Stage 4 (Hamilton Point)

No sediment cores were collected for Hamilton Point (north) in the ERM (2009) investigations.

For the Hamilton Point (south) area, review of the available borehole logs indicate brown/green sand and gravel estuarine channel deposits with typically <10% silt/clay. Fining-upwards sequences of sands (described as poorly and moderately sorted, fine to very coarse-grained) and gravels (fine to coarse-grained) contain shell fragments (occasional to numerous) and are indicated to be relatively persistent throughout this area. The shell fragments ranged to between 3.25 and 4.95 m below the sea bed.

West of China Bay, soft dark green/grey silt and clay estuarine deposits were encountered to between 0.4 and 5.0 m below the sea bed. Fine organic fragments and shell fragments ranged from occasional to abundant and varied with location.

3.4.6 Western Basin Reclamation Area and Fisherman's Landing Northern Expansion

A review of the borehole logs and cross sections (ERM for QGC August 2009) provided indicates that the sediment under much of these two areas is generally characterised by an upper layer of dark greenish grey, soft and low-plasticity, silty clay (reported as an estuarine (Holocene-age) depositional environment) over a dark to very dark, greenish grey, stiff to very stiff, highly-plastic silty clay (reported as Pleistocene).

Organic (mangrove) debris (typically described as numerous to abundant) was encountered throughout much of the estuarine clay deposits with shell /shell fragments (occasional to abundant) and sands (fine to medium-grained) also present across approximately the upper 0.5 to 1.0 m of sediment. Shells were not identified in the Pleistocene deposits. Little textural variability was observed with the exception of the region along the coastline directly north of the Fishermen's Landing development where brown/blue clays, gravelly in places, were identified.

Cross sections for the investigation area (ERM for QGC August 2009) indicate that the estuarine sediments range from <0.5 m up to around 5 m depth below the sea bed and show a general trend of increasing thickness from west to east, away from the coastline. The exception is close to the existing Fishermans Landing where the cross sections indicate that stiff clay (Pleistocene) was fist encountered at shallower depths (0.1 to 0.5 m below the seabed).

3.5 Particle Size Distribution

Particle size distribution has been discussed in detail in the Sediment Quality Report (in Appendix L of the main EIS document). A summary is provided below.

3.5.1 Stage 1A – North China Bay LNG Precinct

The results of 191 sediment samples analysed from the Stage 1A area show that the particle size distribution of the sediment was reasonably consistent between the different depths in Stage 1A. The dominant grain size at all depths was sand (ranging from an average of 42% to 55%). Clay was the next most dominant grain size for the shallower sediment samples (20%), however the deeper samples, 0.5 to 1m and 1 m to end, had a higher proportion of gravel to clay with 23% and 26% recorded respectively. This suggests that sediments, overall, are finer in the top 0.5 m than further down the seabed profile.

3.5.2 Stage 1B – Fishermans Landing LNG

The results of 63 sediment samples analysed from the Stage 1B area show that the particle size distribution of the sediment varied between the different depths. Within the shallower depth range (0.0 to 0.5 m) the dominant grain size was sand (average of 45%) followed by clay. Within the deeper sediments gravel and clay were present in equal proportions (average 27%), followed by sand and silt. This suggests that while the upper sediment profile is dominated by finer sediment, the deeper profile has a more even distribution of sediment grain sizes.

3.5.3 Stage 2 – Laird Point LNG

A total of 68 sediment samples were analysed for particle size characteristics within Stage 2 in the following depth ranges:

The results of 68 sediment samples analysed from the Stage 2 area show that the particle size distribution of the sediment varied between the different depths. The dominant grain size at all depths was sand (ranging from average of 38% to 46%). Clay was the next most dominant grain size for the shallower sediment samples (31%) however the deeper samples, 1.0 m to the end, had a higher proportion of gravel to clay (28%). This suggests that sediments overall are finer in the top 0.5 m than deeper in the seabed profile.

3.5.4 Stage 3 – Fisherman's Landing

The results of results of 31 sediment samples analysed from the Stage 3 area show that the particle size distribution of the sediment varied between the different depths. Within the shallower depth range (0.0 to 0.5 m) the dominant grain size was clay (average of 38%) followed by sand. Within the deeper sediments gravel and sand were present in equal proportions (average of 32%), followed by clay and silt. This suggests that sediments overall are finer in the top 0.5 m than further down the seabed profile.

3.5.5 Stage 4 – Hamilton Point

The results of results of 19 sediment samples analysed from the Stage 4 area show that the particle size distribution of the sediment varied between the different depths. Within the shallower depth range (0.0 to 0.5 m) the dominant grain size was sand (average of 44%) followed by clay. Within the deeper

sediments gravel was the dominant grain size (average of 60%), followed by sand. This suggests that sediments overall are finer in the top 0.5 m than further down the seabed profile.

3.6 Summary of Historic ASS Investigation Results Within the Western Basin Project Area

Previous investigations of ASS identified within the Western Basin Dredging and Disposal Project area fall within Stage 1A, Stage 1B and Stage 4 of the proposed dredging areas and within the Fisherman's Landing Northern Expansion area. In addition to the summary in the following paragraphs, selected data from historic investigations have also been incorporated in Section 3.7.

3.6.1 Stage 1A and Stage 4 of Proposed Dredging Areas

The findings of the ASS investigations in the vicinity of China Bay, which includes investigation locations in Stages 1A and 4, reported by URS (January 2009) are summarised in the following points.

- No indication of actual ASS (AASS) throughout the area of offshore investigation;
- Of the locations investigated for dredging assessment purposes (BH01 to BH14, BH17 and BH18) the results presented show values of chromium reducible sulfur (S_{CR}) range from <0.02 to 2.71%S. Reported Net Acidity is, however less than 0.02%S (below the Action Criteria of 0.03%S) in all of the samples tested except for some samples from BH12. BH12 is shown to be located less than 250 m offshore from Curtis Island, which is outside of the proposed dredging areas (Stage 1A and Stage 4) of the Project;
- The potential for microscopic sources of ANC within the sediment was reported in addition to visible shell fragments, as a source of ANC; and
- It was reported that the ANC generally appears to decrease with depth within the capital dredging area (as defined by URS January 2009) and that this may be a result of decreasing shell content with depth.

ASS investigations south of Stage 1A, to the south of the Targinie Channel within the Wiggins Island Coal Terminal site, reported that PASS was likely to be encountered during dredging at the eastern end of the (proposed) coal wharf (Douglas Partners 2006).

3.6.2 Stage 1B

Previous ASS investigations that fall within and in the vicinity of Stage 1B are reported by Douglas Partners (2005) (refer to Appendix A for investigation locations). The reported findings are summarised in the following points:

- None of the samples screened (pH_F and pH_{FOX}) indicate the presence of AASS;
- None of the samples satisfied the criteria for PASS (pH_{FOX} <3, pH_{FOX} at least one pH unit below pH_F, plus strong reaction with peroxide); and
- The net acidity did not exceed the action criterion of 0.03%S in samples from 0 to 0.45 m (all locations) and 7 to 7.45 m (DP15). However, the reported results summary indicates that the majority of samples collected were not tested for chromium suite analysis.

3.6.3 Fisherman's Landing Northern Expansion

Reported values of chromium-reducible sulfur exceeded the Action Criteria of 0.03%S in 48 out of 50 samples tested, however reported values of net acidity (i.e. taking into account the acid-neutralising capacity and titratable actual acidity) were <0.02%S for all of the samples tested.

3.7 ASS Investigation Results for the Western Basin Dredging and Disposal Project

The ASS investigation results, provided by QGC, are summarised in Appendix E.

Table 4 provides a comparison of the number of locations investigated for each dredge area and volume of proposed dredging/disturbance. The QASSIT (1998) guidelines for samples of ASS indicate dredging projects should be assessed using a 50-100 m transect spacing. Another method which can be employed for non linear projects to calculate the number of investigation locations required is based on the area of disturbance. Generally, for projects of the size of Western Basin, 2 boreholes per hectare would meet QASSIT guidelines. Unfortunately, comparison of the number of locations sampled to both of these methods for investigation spacing do not meet the ASSMAC guidelines or the National Assessment Guidelines for Dredging (NAGD, Commonwealth of Australia 2009) guidelines. However the number of locations does meet the requirements of a pilot study with 20% of the required locations for under the NAGD being sampled.

Table 4 Sample Locations

Area	No. Locations	Dredge volume (Mm^3)	Area (Hectare)	QASSIT compliant
Western Basin Area	100		233	No
Stage 1A	76	16	295	No
Stage 1B	41	6.1	148	No
Stage 2	38	4.5	107	No
Stage 3	24	5.5	103	No
Stage 4	10	3.9	62	No

3.7.1 Field pH testing

Field pH testing was conducted on samples collected at 0.25 m intervals down the borehole profiles to the maximum depth of the proposed dredging plus 1 m. The pH_F ranged from 4.12 to 9.9, however only 1 sample within Stage 3, at 0.5 m below the sea bed, recorded a pH of below 5.5. This indicates the samples are slightly acidity to alkaline. Once oxidised, the pH_{FOX} ranged from 0.4 to 9.4 with 19% of samples below the QASSIT (1998) trigger for PASS of pH_{FOX} of 3. The change in pH (delta pH), however, ranged from 0.01 to 8.2 with 90% of samples' pH decrease greater than 1 pH unit. A delta pH of greater than 1, for >1000 tonnes of material, indicates the possible presence of PASS, with the greater the change between the pH_F and pH_{FOX} more indicative.

The ASSMAC guidelines recommend the use of a 30% hydrogen peroxide (H_2O_2) solution adjusted to a pH of between 4.5 – 5.5 for measurement of pH_{FOX}. An artificial drop in pH has been recorded in a

larger percentage of samples due to the pH of the 30% hydrogen peroxide solution, rather than due to oxidisation of sulfides, indicated by samples which reported a significant change in pH (delta pH) but which reported a percentage of chromium-reducible sulfur (%S_{CR}) of <0.02%S. Therefore field pH testing results for a number of samples incorrectly indicates the presence of PASS based on the delta pH alone.

Table 5 and Table 6 summarise the field pH testing for each of the dredging stages.

Table 5 pH_F Summary Statistics

	Stage 1A	Stage 1B	Stage 2	Stage 3	Stage 4
Number of Results	829	512	620	368	162
Minimum pH	5.59	6.49	6.20	4.12	6.97
Maximum pH	9.33	9.42	9.74	9.69	9.03
Average pH	7.90	8.05	8.28	8.38	8.27
Median pH	7.98	8.29	8.49	8.52	8.41
Standard Deviation	0.59	0.76	0.61	0.61	0.48
Number of Guideline Exceedances	0	0	0	0	0
% of Detects at or above Guidelines	0	0	0	0	0

Table 6 pH_{FOX} Summary Statistics

	Stage 1A	Stage 1B	Stage 2	Stage 3	Stage 4
Number of Results	822	516	623	368	162
Minimum pH	1.07	1.36	0.40	1.06	1.35
Maximum pH	9.40	9.10	8.77	8.84	8.93
Average pH	5.90	5.46	4.75	4.34	5.41
Median pH	6.13	5.73	5.48	4.80	5.92
Standard Deviation	1.38	1.72	1.84	1.88	1.51
Number of Guideline Exceedances	55	75	165	132	17
% of Detects at or above Guidelines	7	15	26	36	10

3.7.2 Chromium Reducible Sulfur Suite

Areas to be Dredged

Of the samples collected for field pH testing, 38% (Stage 1A) to 51% (Stage 2) of samples per area were submitted for chromium-reducible sulfur suite (S_{CR}). The summary statistics for all areas are presented in Table 7, Table 8 and Table 9 and box plots of the data are shown in Figure 3-4, Figure 3-5 and Figure 3-6. The pH_{KCL} ranged between 5 and 9.8, which is similar to the field-tested pH_F values

recorded. This pH range was consistent across all dredging areas and is slightly larger that the QWQG for enclosed coastal water of 8.0-8.4 pH units.

The Titratable Actual Acidity (TAA) was reported as <2 moles H^+/tonne for all samples in all dredging areas indicating no existing acidity. Sample HPAP_2804 located 1.1-1.3 m below sea bed level at the northern end of China Bay, Stage 1A (BH No. 1A-030) was the only sample to return a TAA concentration above the action criteria of 18 mole H+/tonne. This sample recorded a TAA of 85 moles H+/tonne which is over 4 times the QASSIT Action Criteria but the TPA and S_{CR} value was below LOR. Borehole 1A-030 is located less than 100 m from the existing shoreline and is located near other boreholes with elevated levels outside the dredging footprint. The absence of any S_{CR} indicates the acidity is likely to be from a non-sulfidic source such as organics.

The percentage of chromium-reducible sulfur (S_{CR}%) was detected above the QASSMAC[1] (Dear et al. 2002) action criteria of 0.03%S in all dredging areas with 38% to 74% of samples analysed. The maximum concentration was recorded in the Stage 1A dredge area of 1.62%S_{CR} (equivalent to 1010 moles H^+/t). These results suggest majority of analysed samples contain sulfidic minerals in sufficient concentration to potentially cause environmental harm if fully oxidised, without neutralisation. All average concentrations where above the action criteria however the median concentrations in Stage 1A and Stage 1B where at or below the action criteria (see Table 7).

Table 7 Chromium Reducible Sulfur

	Stage 1A	Stage 1B	Stage 2	Stage 3	Stage 4
Number of Results	317	236	323	185	76
Number of Detects	151	125	251	119	48
Minimum Concentration	<0.02 %S	<0.02 %S	<0.02 %S	<0.02 %S	<0.02 %S
Maximum Concentration	1.62 %S	1.31 %S	1.61 %S	1.14 %S	0.95 %S
Average Concentration	0.12 %S	0.21 %S	0.33 %S	0.32 %S	0.31 %S
Median Concentration	0.01 %S	0.03 %S	0.28 %S	0.22 %S	0.24 %S
Standard Deviation	0.22	0.28	0.31	0.32	0.32
Number of Guideline Exceedances	119	116	242	113	47
% of Detects at or above Guidelines	38%	49%	75%	61%	62%

A sample's acid neutralising capacity (ANC) is primarily a measure of its calcium carbonate concentration, which is available for neutralisation of generated acid. ANC of the samples analysed ranged from <10 to 1380 %$CaCO_2$ (equivalent to <10 to 11,100 moles H^+/t). Table 8 and Figure 3-5 summarise the ANC statistics for each area. Four outliers from the Stage 1A dredging area are not shown on Figure 3-5 as their concentrations ranged from 56 to 1400 %$CaCO_2$.

[1] Queensland Acid Sulphate Soil Management Advisory Committee

Table 8 Acid Neutralising Capacity (%$CaCO_3$)

	Stage 1A	Stage 1B	Stage 2	Stage 3	Stage 4
Number of Results	313	228	317	159	76
Number of Detects	299	226	312	153	76
Minimum Concentration (%CaCO)	<0.01	<0.01	<0.01	<0.01	0.17
Maximum Concentration (%CaCO)	1380	35.8	37.2	22.1	31.5
Average Concentration (%CaCO)	14	4.30	6.10	4.40	5.80
Median Concentration (%CaCO)	5.95	1.87	2.40	1.96	2.51
Standard Deviation	78	5.70	7.00	5.10	7.00

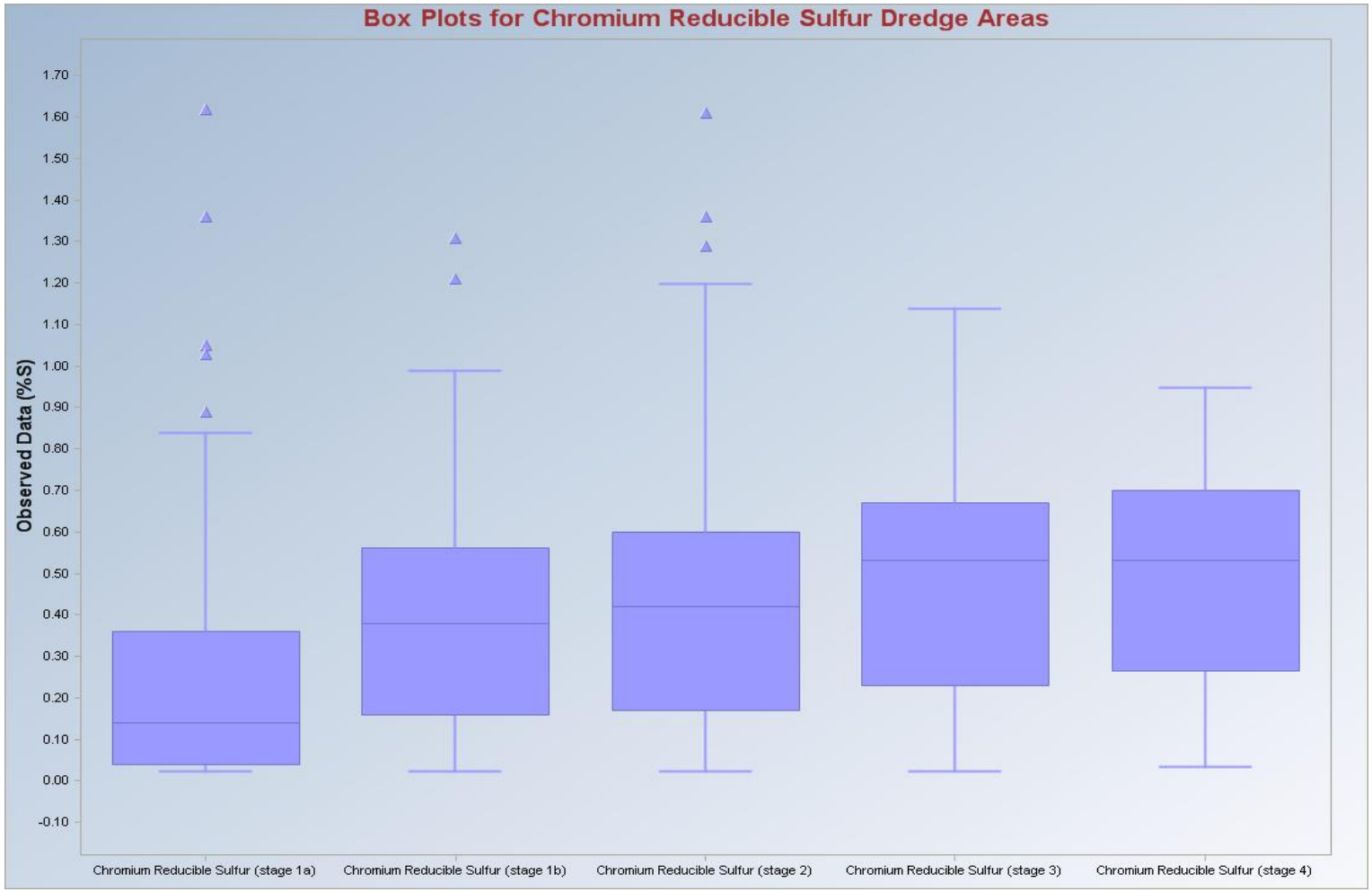

Figure 3-4 Box Plot of Chromium Reducible Sulphur

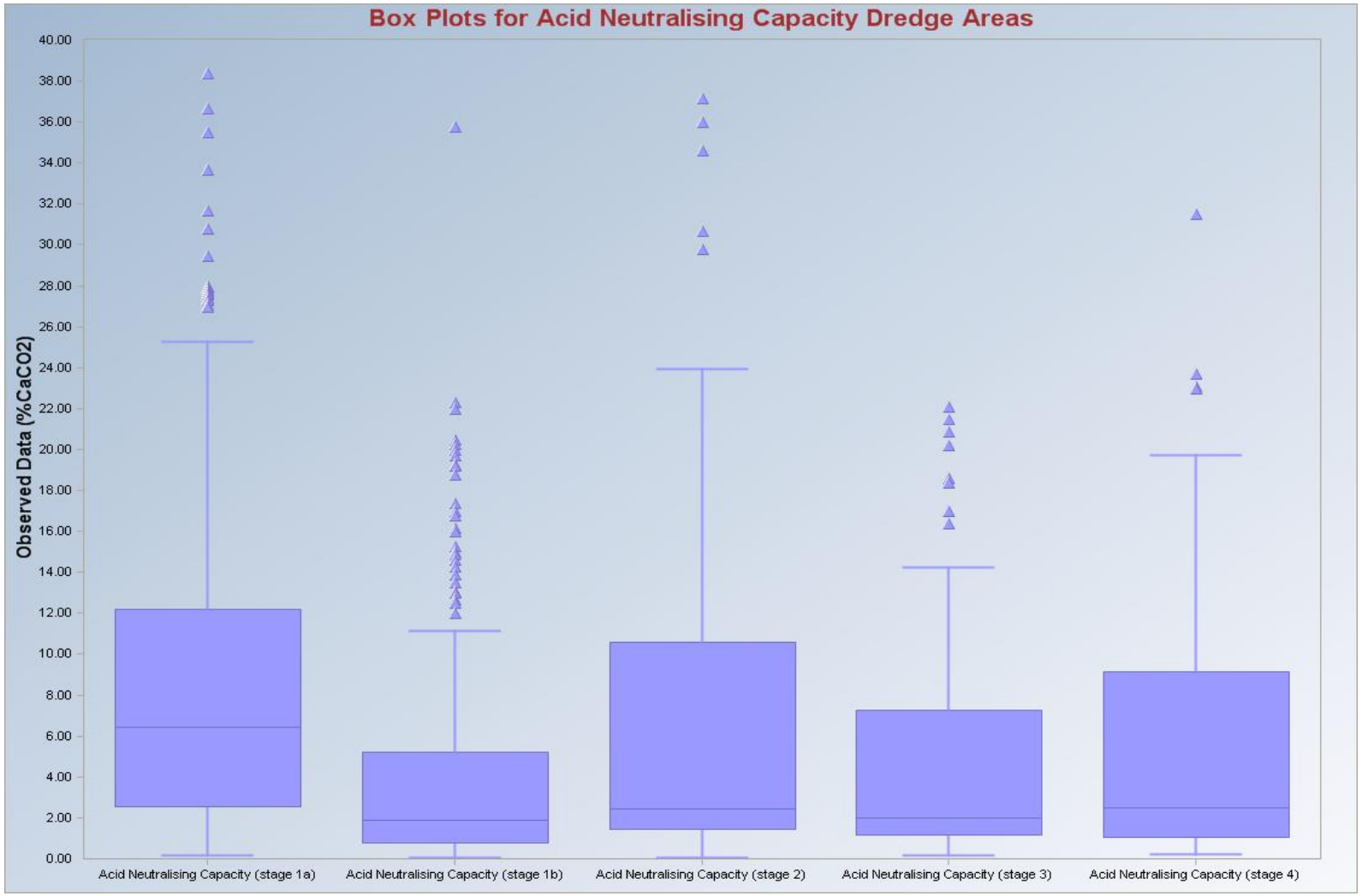

Figure 3-5 Box Plot of Acid Neutralising Capacity

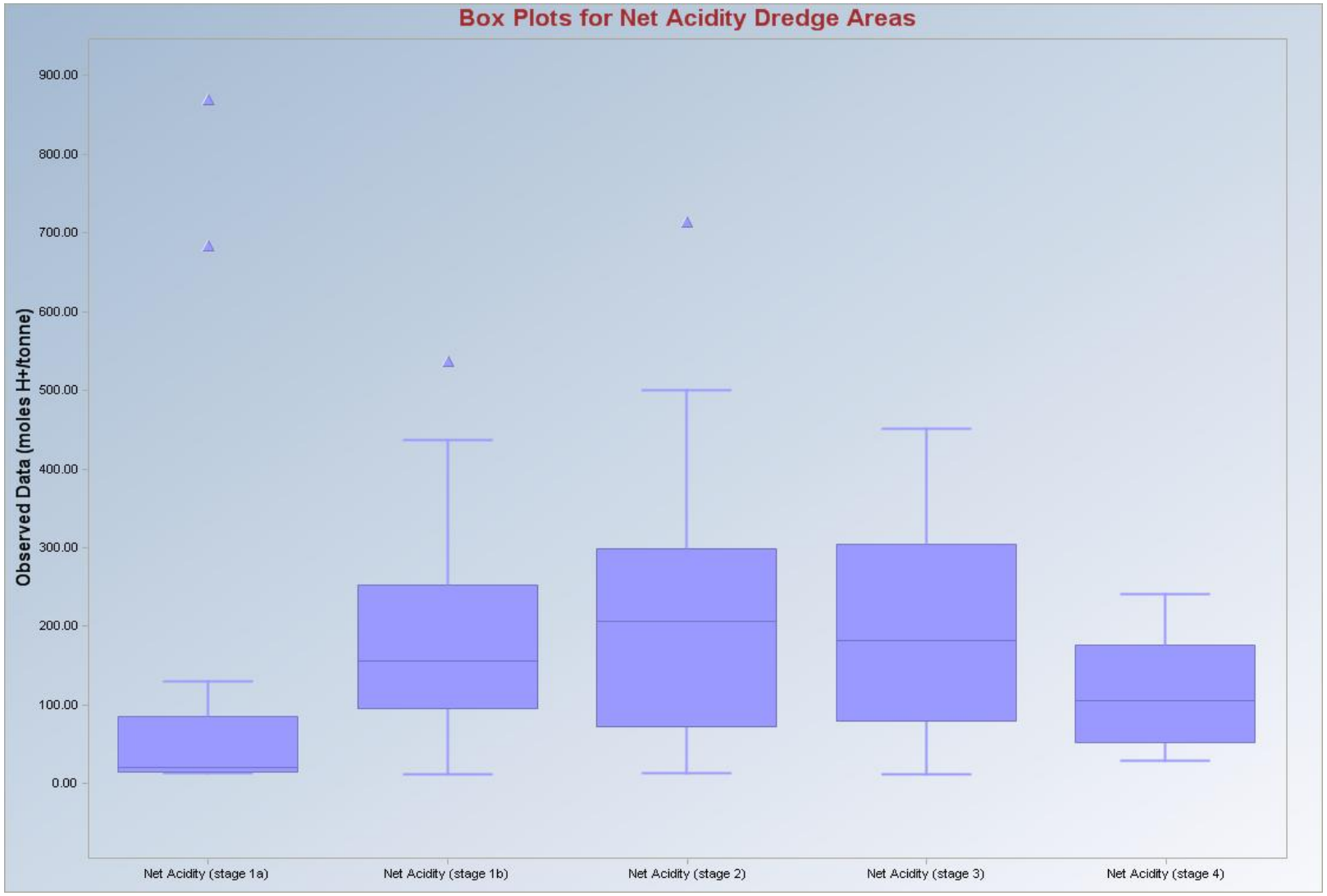

Figure 3-6 Box Plot of Net Acidity

The net acidity, a measure of the net potential acid generation, is calculated by subtracting the potential acid generation from the acid neutralising capacity (see formula below). Of the samples analysed the percentage that exceeded the guidelines ranged between 3% (Stage 1A) and 30% (Stage 3). This indicates majority of the samples collected contain enough ANC to neutralise any acid generation from an organic and/or inorganic source. The median values for all dredge areas was below the QASSMAC (Dear et al. 2002) action criteria however with the exception of Stage 1A the all dredging areas' average concentrations were above the action criteria. Table 9 and Figure 3-6 present the summary statistics for each dredging area for Net Acidity.

Net Acidity = Potential Sulfidic acidity + *Existing Acidity – ANC

For our purposes, existing acidity is defined as follows:

**Existing Acidity = Actual Acidity + Retained Acidity*

and ANC as follows:

ANC = measured ANC/fineness factor

Table 9 Net Acidity Summary Statistics

	Stage 1A	**Stage 1B**	**Stage 2**	**Stage 3**	**Stage 4**
Number of Results	321	240	326	185	76
Number of Detects	17	42	81	59	12
Minimum Concentration (moles H^+/t)	<10	<10	<10	<10	<10
Maximum Concentration (moles H^+/t)	870	538	1015	452	243
Average Concentration (moles H^+/t)	11	36	55	66	22
Median Concentration (moles H^+/t)	5	5	5	5	5
Standard Deviation	62	83	111	117	49
Number of Guideline Exceedances	10	40	80	56	12
% of Detects at or above Guidelines	3 %	17 %	24 %	30 %	16 %

Scatter plots comparing ANC against S_{CR} for each dredging area are shown in the following figures (

Figure **3-7**, Figure 3-8,

Figure 3-9, Figure 3-10 and Figure 3-11). The pink line on the plots represents the point at which the value of ANC equals the level of S_{CR} (i.e. the theoretical net acidity would be zero). Samples with ANC levels twice S_{CR} levels will plot along the orange line, samples with ANC levels three time their S_{CR} levels plot along the red line, samples with ANC levels 4 times their S_{CR} levels plot along the blue line and samples with ANC levels 5 times or great then their S_{CR} levels plot along or above the purple line. Any samples that plot below the pink line have a lower reported value of ANC than S_{CR}. The effectiveness of a material's ANC is dependent on the mineralogy and grainsize. Because the samples are crushed before testing, even though coarse shell fragments are removed the laboratory, ANC may overestimate the actual neutralising capacity of the sediment.

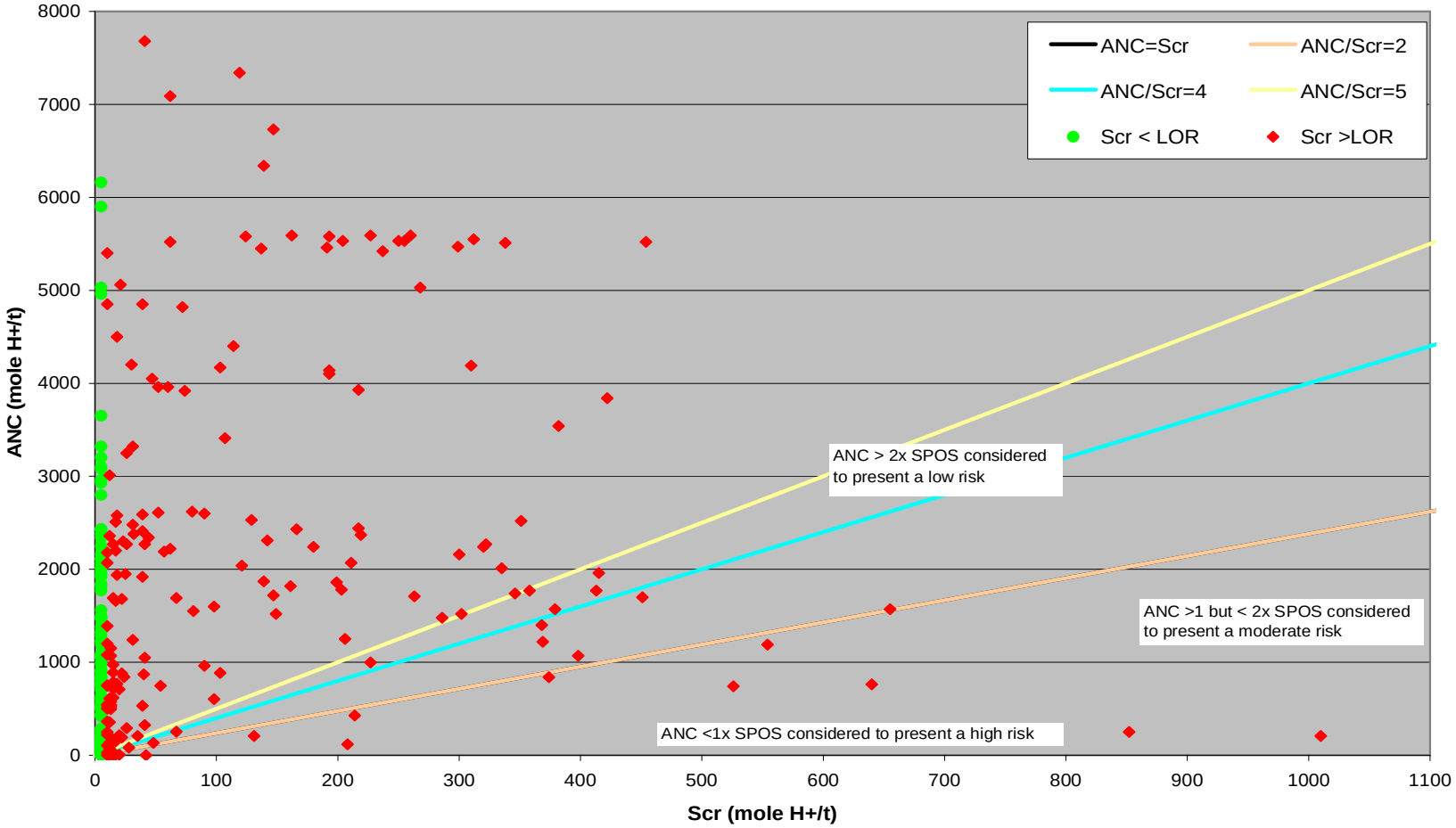

Figure 3-7 Stage 1A Scatter Plot of ANC against S_{CR}

Of the 321 samples analysis in the Stage 1A area:

- 17 or 5% of samples S_{CR} and ANC levels were below LOR;
- 272 or 85% of samples ANC was 5 times or greater then their S_{CR};
- 19 or 6% of samples ANC was 2 to 4 times greater then their S_{CR};
- 5 or 2% of samples ANC was 1 to 2 times greater than their S_{CR}; and
- 7 or 2% of samples S_{CR} levels were greater than its ANC giving a positive Net Acidity level.

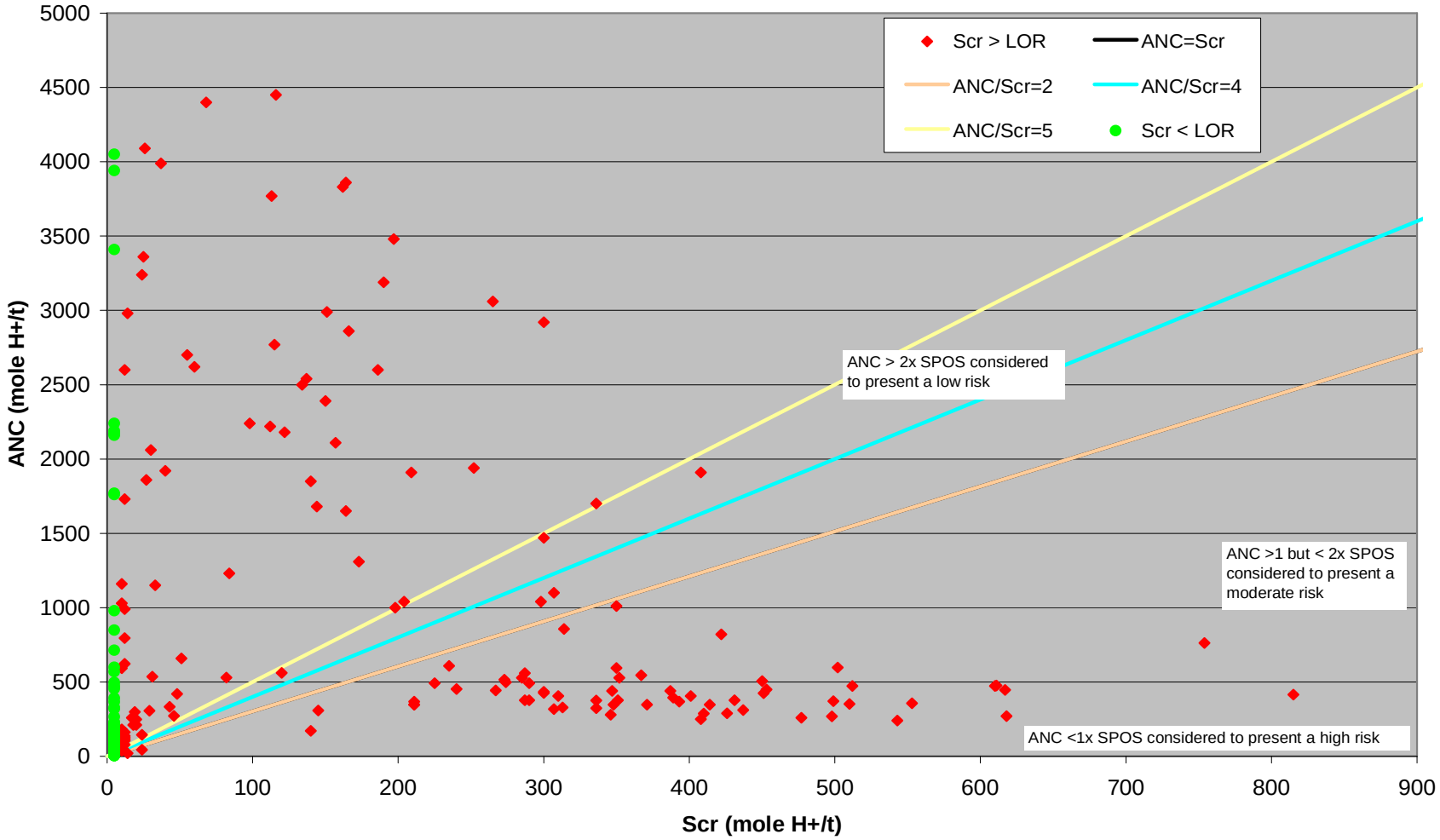

Figure 3-8 Stage 1B Scatter Plot of ANC against S_{CR}

Of the 236 samples analysis in the Stage 1B area:

- 92 or 39% of samples S_{CR} and ANC levels were below LOR;
- 75 or 32% of samples ANC was 5 times or greater then their S_{CR};
- 11 or 5% of samples ANC was 2 to 4 times greater then their S_{CR};
- 36 or 15% of samples ANC was 1 to 2 times greater than their S_{CR}; and
- 22 or 9% of samples S_{CR} levels were greater than its ANC giving a positive Net Acidity level.

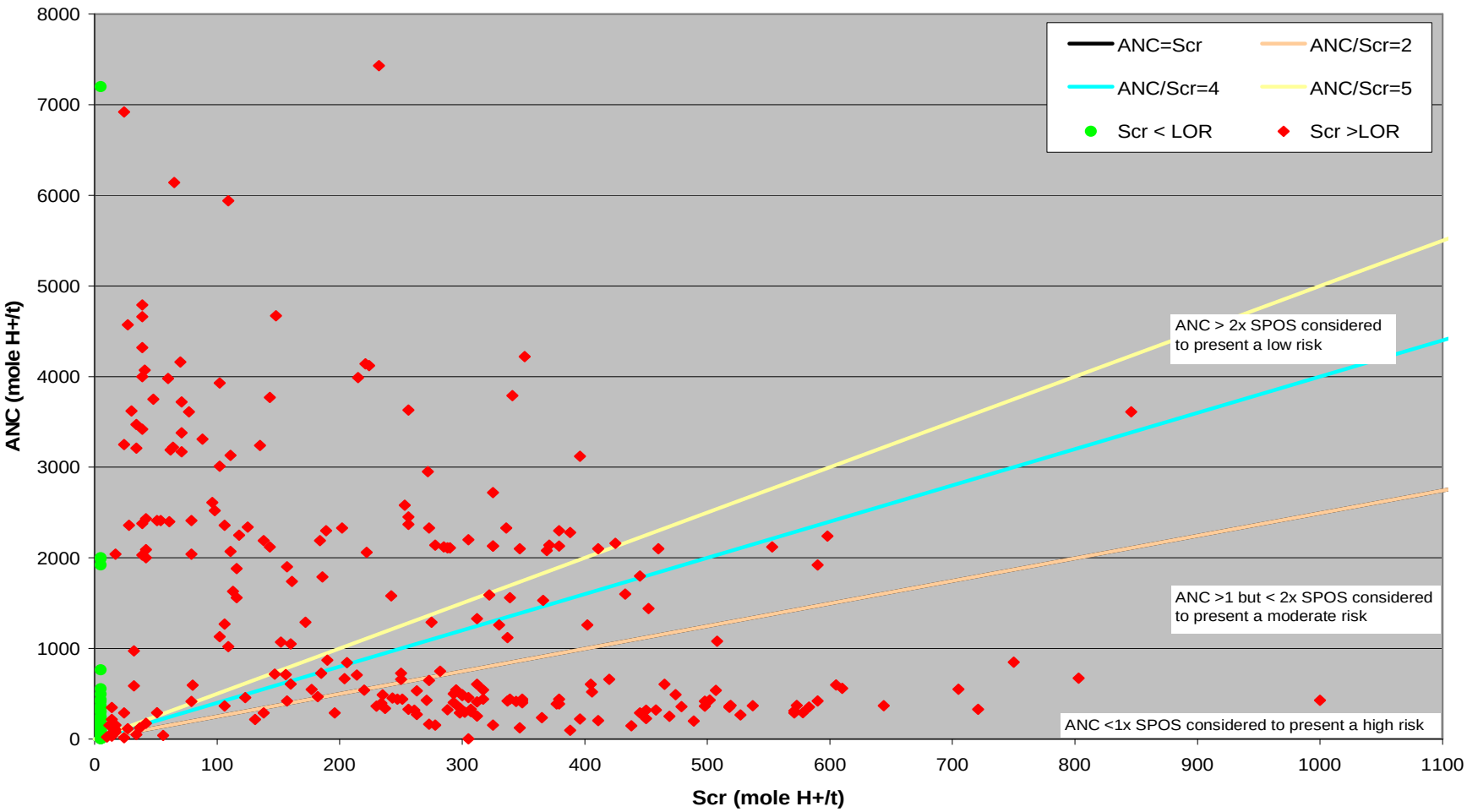

Figure 3-9 Stage 2 Scatter Plot of ANC against S_{CR}

Of the 310 samples analysis in the Stage 2 area:

- 71 or 23% of samples S_{CR} and ANC levels were below LOR;
- 108 or 35% of samples ANC was 5 times or greater then their S_{CR};
- 45 or 15% of samples ANC was 2 to 4 times greater then their S_{CR};
- 42 or 13% of samples ANC was 1 to 2 times greater than their S_{CR}; and
- 44 or 14% of samples S_{CR} levels were greater than its ANC giving a positive Net Acidity level.

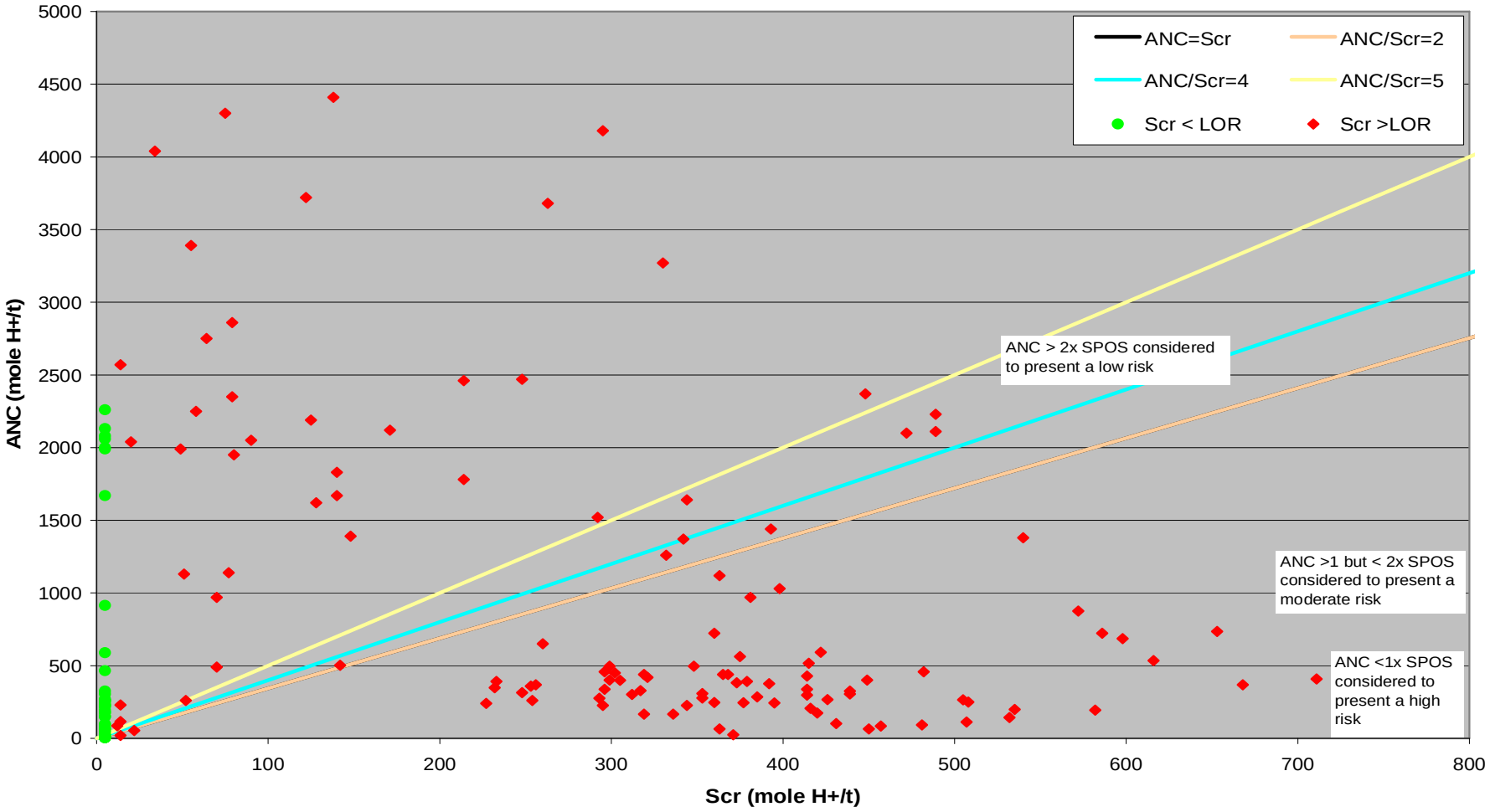

Figure 3-10 Stage 3 Scatter Plot of ANC against S_{CR}

Of the 181 samples analysis in the Stage 3 area:

- 63 or 35% of samples S_{CR} and ANC levels were below LOR;
- 36 or 20% of samples ANC was 5 times or greater then their S_{CR};
- 15 or 8% of samples ANC was 2 to 4 times greater then their S_{CR};
- 30 or 17% of samples ANC was 1 to 2 times greater than their S_{CR}; and
- 37 or 20% of samples S_{CR} levels were greater than its ANC giving a positive Net Acidity level.

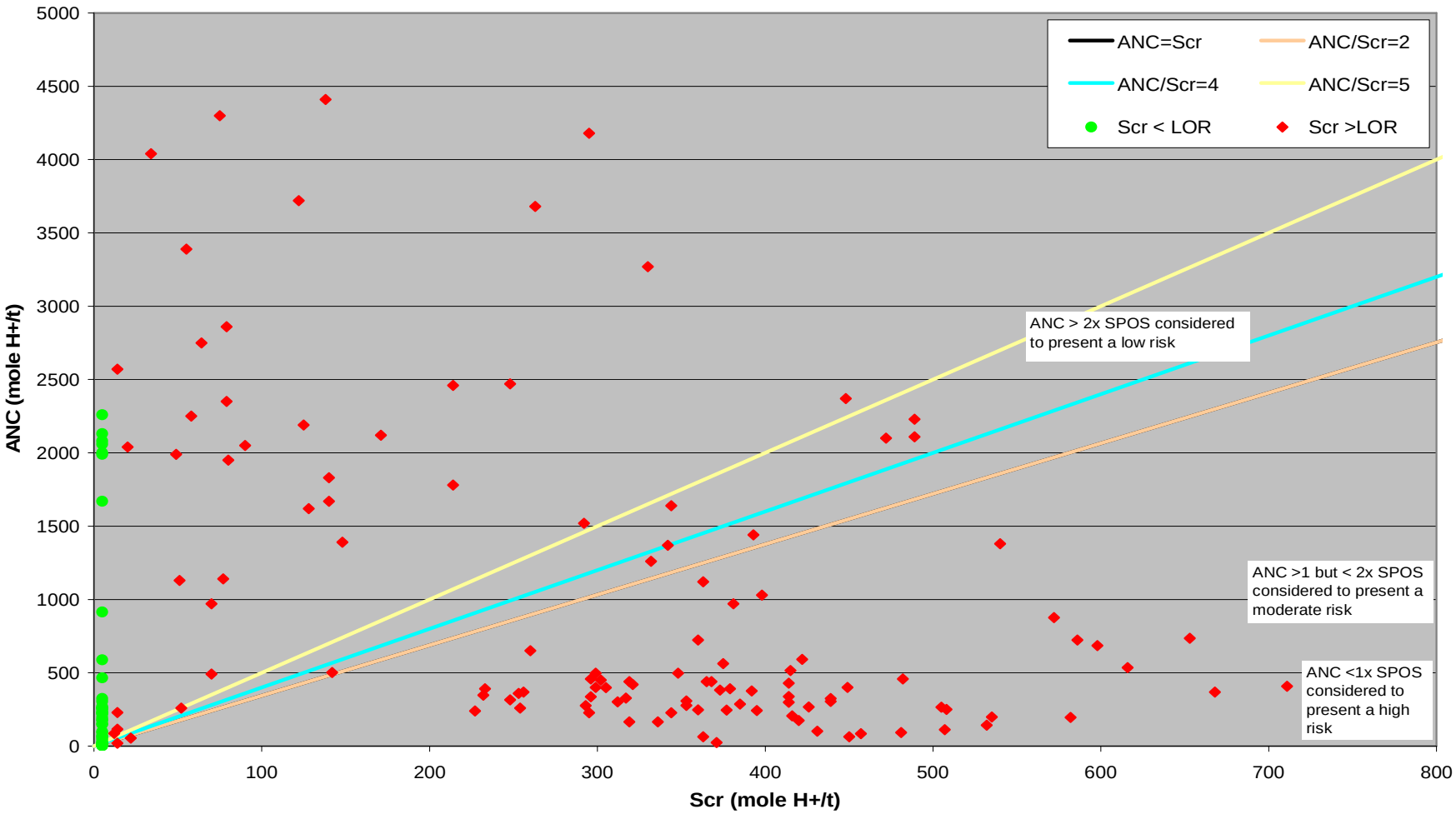

Figure 3-11 Stage 4 Scatter Plot of ANC against S_{CR}

Of the 76 samples analysis in the Stage 4 area:

- 24 or 32% of samples S_{CR} and ANC levels were below LOR;
- 27 or 36% of samples ANC was 5 times or greater then their S_{CR};
- 11 or 14% of samples ANC was 2 to 4 times greater then their S_{CR};
- 10 or 13% of samples ANC was 1 to 2 times greater than their S_{CR}; and
- 4 or 5% of samples S_{CR} levels were greater than its ANC giving a positive Net Acidity level.

Aerial Distribution

As the aerial distribution and volume of specific sediment each sample represents is currently unknown and areas of elevated net acidity and potential acidity over-lap the different stages, the dredge sediments have been assessed aerially as a whole. Potential acidity existed in all areas at varied depths however; areas containing excess net acidity are confined to discrete pockets (depths). Figure 3-12, Figure 3-14 and Figure 3-16 show the aerial distribution of borehole locations where one or more samples reported excess net acidity (i.e. greater than or equal to 18 moles H^+/tonne) and Figure 3-13, Figure 3-15 and Figure 3-17 show the aerial distribution of borehole locations where one or more samples reported Chromium Reducible Sulphur (S_{CR}) above the action criteria (greater than or equal to 18 moles H^+/tonne). The following conclusions have been drawn from assessment of the distributions of the results.

The area west of Hamilton Point, Targinie Channel, Clinton Bypass Channel and Hamilton Point (south) are part of the Stage 1A, Stage 1B and Stage 4 dredging areas. Only minor pockets of PASS in the form of Net Acidity were identified within these areas (Figure 3-12 and Figure 3-14). The interval identified as PASS was generally between 0.3 and 1.5 m thick however in some areas the interval was smaller, being less than 0.3 m thick. PASS identification based on the Chromium Reducible Sulphur levels do not vary much in the Clinton Bypass Channel but increase in the Northern Targinie Channel, the Stage 1A area west of Hamilton Point and the Hamilton Point (south) dredge areas (Figure 3-15 and Figure 3-17). *In-situ*, these samples are generally indicated to contain enough buffering capacity to self-neutralise, however it is unknown how effective this buffering capacity will be after dredging and placement of materials.

The Stage 1A dredge area to the north west of China Bay recorded Net Acidity above the action criteria in a single sample at the northern end of the area. All other cores and samples returned Net Acidity and S_{CR} levels below the action criteria. S_{CR} concentrations in 1A-009 (0 - 4.1 m) which is located on the boundary between the Stage 1A dredge area to the north west of China Bay and Hamilton Point (north) (Stage 4) dredge areas were above the action criteria of 0.03 %S but contained enough ANC to self neutralise. No cores were located within the Hamilton Point (north) area.

The Stage 1A dredge area to the west of China Bay contains a pocket of Net Acidity above the action criteria at depths between 2.6 to 4 m within the middle of the dredge area (Figure 3-14). Due to the spatial distribution of the cores, the potential area containing PASS has been extended across the dredge area.

Figure 3-15 displays an area of S_{CR} concentrations which exceed the action criteria which extend over the Stage 1A dredge area to the west and south west of China Bay and the Hamilton Point (south) dredge area. This pocket of potential PASS covers a depth range of 0.1 to 5 m. In the majority of this area, Net Acidity, however, is below the action criteria.

The majority of the Fishermans Landing (Stage 3), Laird Point LNG (Stage 2) and Fishermans Landing LNG swing basin (Stage 1B) dredge areas are characterised by samples containing elevated levels of S_{CR} (Figure 3-17). The depth range and interval of materials that contain elevated levels of S_{CR} varies from 0-7 to 6 m. The Net Acidity concentrations are not exceeded as widely as the S_{CR}, however. Figure 3-16 presents the areas which contain Net Acidity above the action criteria in one or more samples and indicates large intervals of PASS occur along the eastern side of the Fishermans Landing LNG swing basin, Laird Point LNG and Fishermans Landing dredge area (Stage 3).

Review of the borehole logs (see Section 3.4) indicate that borehole locations with a Net Acidity less than the Action Criteria (≤ 18 moles H^+/tonne) typically coincide with areas where shells have been identified in the core profile. The predominant sediment type (i.e. silt, clay, sand or gravel) does not appear to be the determining factor in whether or not the sample tested reported an excess Net Acidity. The geological descriptions in the borehole logs provided by QGC do not generally identify the grain size of the shells and shell fragments however where such information is provided it indicates a wide range of sizes (fine-sand size to whole shells) and that shell/shell fragment size can vary within the core profile and between borehole locations. Reported shell sizes include; fine, medium and coarse-grained (assumed to mean sand size) shell fragments; shell described as partially representing the gravel portion of sediment; and whole shells. Bivalves and gastropods have also been identified at a number of borehole locations.

Given that there appears to be components of medium and coarse-grained shell fragment sizes in the sediments as well as fine-grained sizes it is likely that in reality the buffering capacity of the sediment will be less than indicated by the laboratory results. This is because these shell fragments (fine, medium and coarse-grained sand size) will have been ground up as part of the testing process to make much more surface area available for reactions to occur than will actually be available *in-situ*.

LEGEND

- Core with Net Acidity ≥18 moles H+/tonne
- Core Sample Location
- Area Containing Potential Acid Sulphate Soils
- Existing Channels, Swing Basins and Berths

Proposed Dredge Stages

- Stage 1A - North China Bay LNG Precinct
- Stage 1B - Fisherman's Landing LNG
- Stage 2 - Laird Point LNG
- Stage 3 - Fisherman's Landing
- Stage 4 - Hamilton Point

1:30,000 (at A4)

0 200 400 600 800 1,000

Metres

Map Projection: Universal Transverse Mercator
Horizontal Datum: Geocentric Datum of Australia 1994
Grid: Map Grid of Australia, Zone 56

N

Port of Gladstone
Western Basin Dredging and Disposal Project

Net Acidity ≥18 moles H+/tonne
Targinie Channel, Western Basin South,
Hamilton Point (south) and Clinton Bypass

Job Number	42-15386
Revision	A
Date	01 Sept 2009

Figure 3-12

G:\42\15386\GIS\WesternBasinProjects\MXDs\WB_457_rev_a.mxd

Level 4 201 Charlotte Street Brisbane QLD 4000 Australia T +61 7 3316 3000 F +61 7 3316 3333 E bnemail@ghd.com W www.ghd.com

This map contains data that is sourced from Data Custodians under Copyright. Please refer to EIS Appendices for Ownership and Copyright details.
© 2009. This document is and shall remain the property of GHD. The document may only be used for the purpose for which it was produced. Unauthorised use of this document in any way is prohibited.
While GHD has taken care to ensure the accuracy of this product, GHD Pty Ltd and Data Custodians make no representations or warranties about its accuracy, completeness or suitability for any particular purpose. GHD Pty Ltd and Data Custodians cannot accept liability of any kind (whether in contract, tort or otherwise) for any expenses, losses, damages and/or costs (including indirect or consequential damage) which are or may be incurred as a result of the product being inaccurate, incomplete or unsuitable in any way and for any reason.

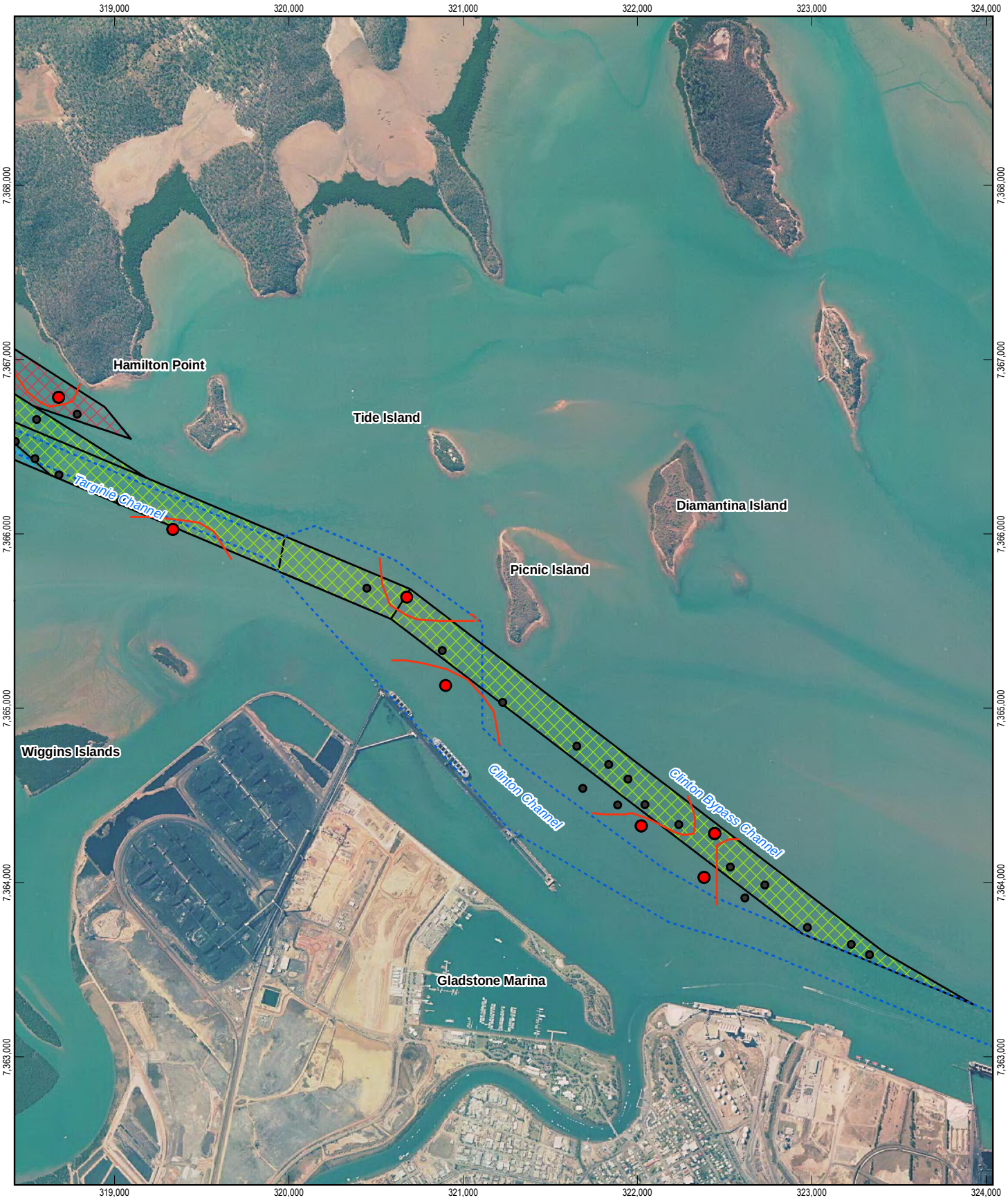

LEGEND

- Chromium Reducible Sulphur ≥18 moles H+/tonne
- Core Sample Location
- Area Containing Potential Acid Sulfate Soils
- Existing Channels, Swing Basins and Berths

Proposed Dredge Stages

- Stage 1A - North China Bay LNG Precinct
- Stage 1B - Fisherman's Landing LNG
- Stage 2 - Laird Point LNG
- Stage 3 - Fisherman's Landing
- Stage 4 - Hamilton Point

1:30,000 (at A4)

0 200 400 600 800 1,000

Metres

Map Projection: Universal Transverse Mercator
Horizontal Datum: Geocentric Datum of Australia 1994
Grid: Map Grid of Australia, Zone 56

N

Port of Gladstone
Western Basin Dredging and Disposal Project

Chromium Reducible Sulphur ≥18 moles H+/tonne
Targinie Channel, Western Basin South,
Hamilton Point (south) and Clinton Bypass

Job Number	42-15386
Revision	A
Date	01 Sept 2009

Figure 3-13

G:\42\15386\GIS\WesternBasinProjects\MXDs\WB_454_rev_a.mxd

Level 4 201 Charlotte Street Brisbane QLD 4000 Australia T +61 7 3316 3000 F +61 7 3316 3333 E bnemail@ghd.com W www.ghd.com

This map contains data that is sourced from Data Custodians under Copyright. Please refer to EIS Appendices for Ownership and Copyright details.
© **2009.** This document is and shall remain the property of GHD. The document may only be used for the purpose for which it was produced. Unauthorised use of this document in any way is prohibited.
While GHD has taken care to ensure the accuracy of this product, GHD Pty Ltd and Data Custodians make no representations or warranties about its accuracy, completeness or suitability for any particular purpose. GHD Pty Ltd and Data Custodians cannot accept liability of any kind (whether in contract, tort or otherwise) for any expenses, losses, damages and/or costs (including indirect or consequential damage) which are or may be incurred as a result of the product being inaccurate, incomplete or unsuitable in any way and for any reason.

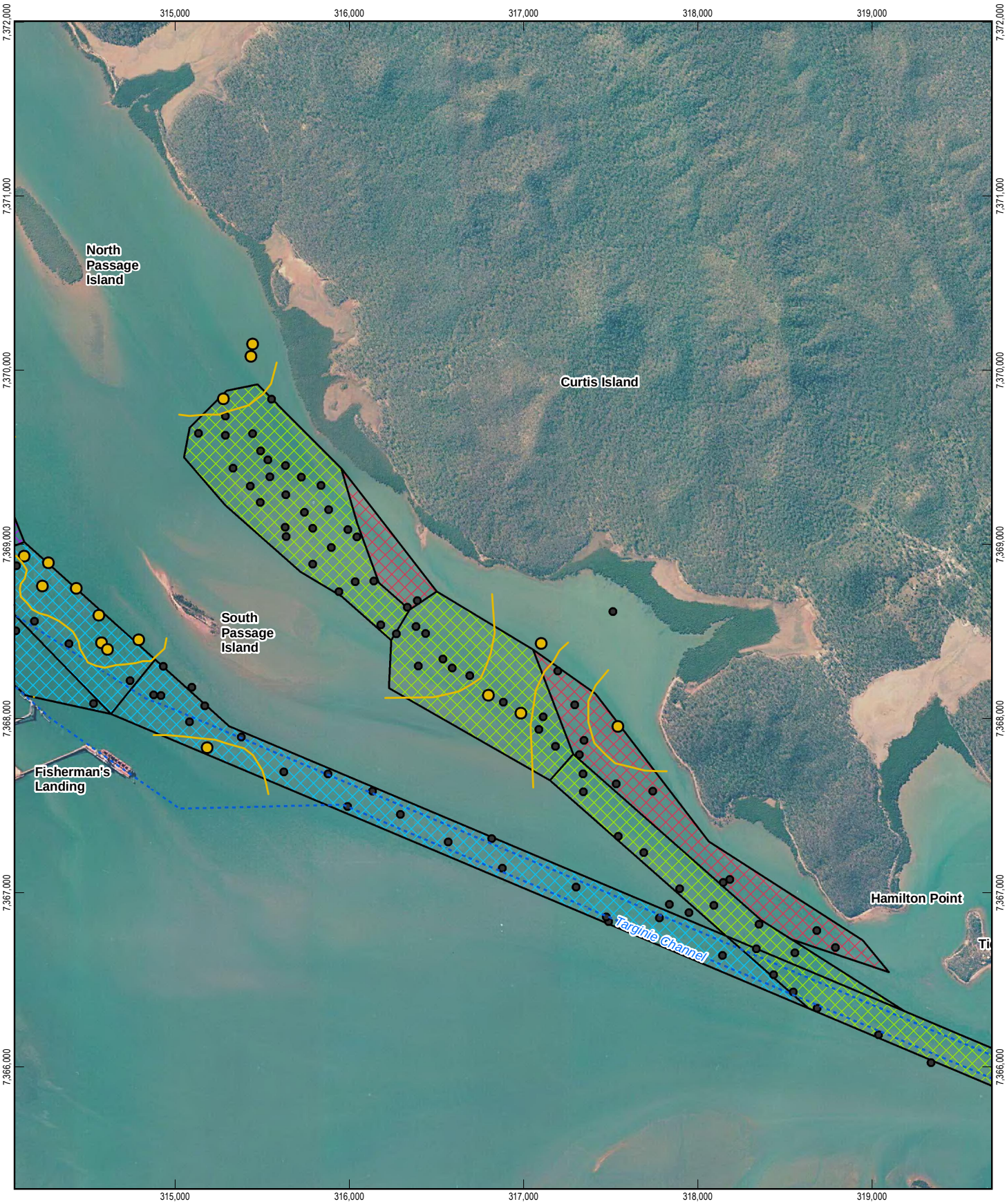

LEGEND

- Core with Net Acidity ≥18 moles H+/tonne
- Core Sample Location
- Area Containing Potential Acid Sulphate Soils
- Existing Channels, Swing Basins and Berths

Proposed Dredge Stages

- Stage 1A - North China Bay LNG Precinct
- Stage 1B - Fisherman's Landing LNG
- Stage 2 - Laird Point LNG
- Stage 3 - Fisherman's Landing
- Stage 4 - Hamilton Point

1:30,000 (at A4)

0 200 400 600 800 1,000

Metres

Map Projection: Universal Transverse Mercator
Horizontal Datum: Geocentric Datum of Australia 1994
Grid: Map Grid of Australia, Zone 56

N

Port of Gladstone
Western Basin Dredging and Disposal Project

Net Acidity ≥18 moles H+/tonne
Northern Targinie Channel,
Western Basin and Hamilton Point

Job Number	42-15386
Revision	A
Date	01 Sept 2009

Figure 3-14

G:\42\15386\GIS\WesternBasinProjects\MXDs\WB_458_rev_a.mxd

Level 4 201 Charlotte Street Brisbane QLD 4000 Australia T +61 7 3316 3000 F +61 7 3316 3333 E bnemail@ghd.com W www.ghd.com

This map contains data that is sourced from Data Custodians under Copyright. Please refer to EIS Appendices for Ownership and Copyright details.
© 2009. This document is and shall remain the property of GHD. The document may only be used for the purpose for which it was produced. Unauthorised use of this document in any way is prohibited.
While GHD has taken care to ensure the accuracy of this product, GHD Pty Ltd and Data Custodians make no representations or warranties about its accuracy, completeness or suitability for any particular purpose. GHD Pty Ltd and Data Custodians cannot accept liability of any kind (whether in contract, tort or otherwise) for any expenses, losses, damages and/or costs (including indirect or consequential damage) which are or may be incurred as a result of the product being inaccurate, incomplete or unsuitable in any way and for any reason.

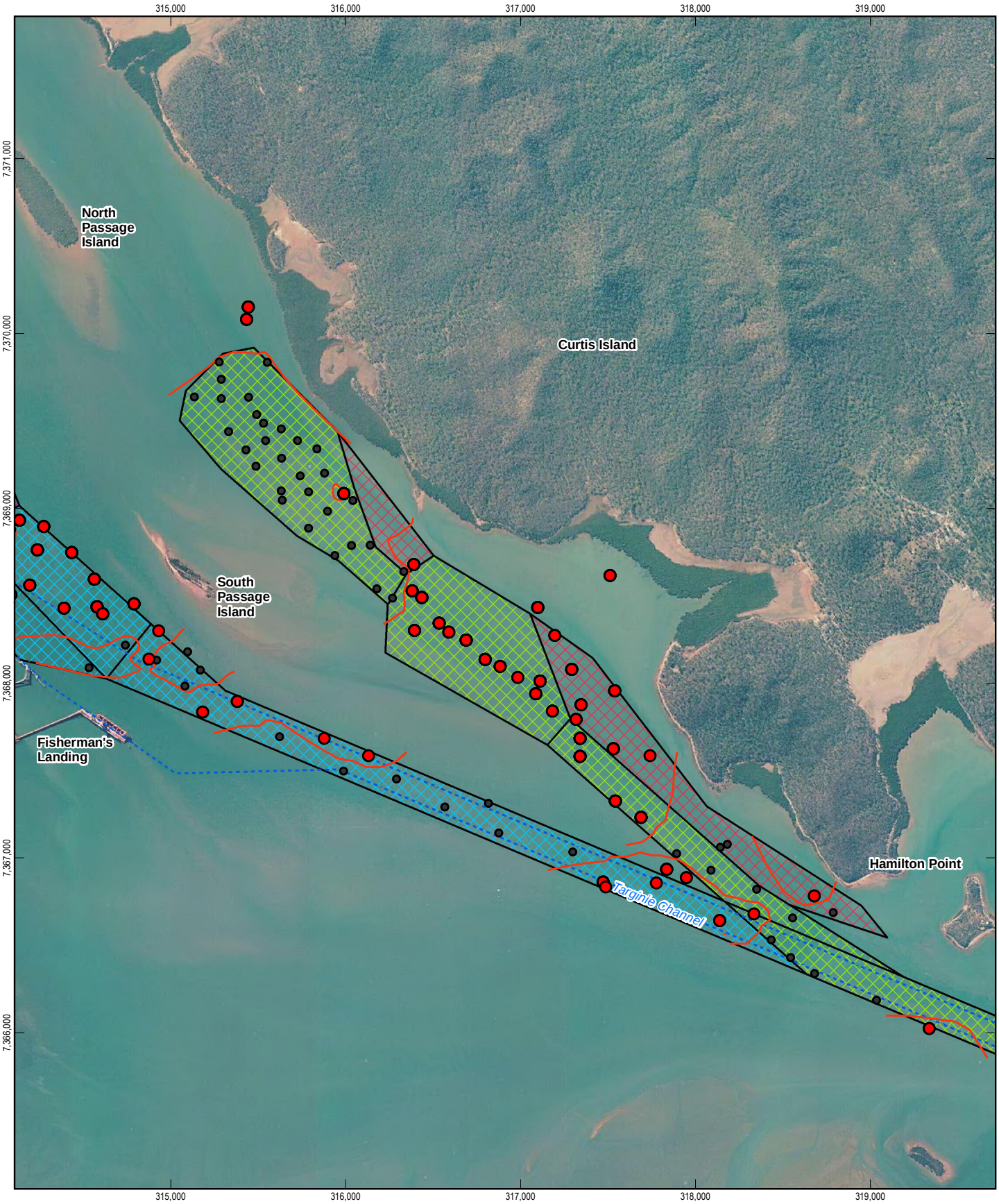

LEGEND

- Chromium Reducible Sulphur ≥18 moles H+/tonne
- Core Sample Location
- Area Containing Potential Acid Sulfate Soils
- Existing Channels, Swing Basins and Berths

Proposed Dredge Stages

- Stage 1A - North China Bay LNG Precinct
- Stage 1B - Fisherman's Landing LNG
- Stage 2 - Laird Point LNG
- Stage 3 - Fisherman's Landing
- Stage 4 - Hamilton Point

1:30,000 (at A4)

0 200 400 600 800 1,000

Metres

Map Projection: Universal Transverse Mercator
Horizontal Datum: Geocentric Datum of Australia 1994
Grid: Map Grid of Australia, Zone 56

N

Port of Gladstone
Western Basin Dredging and Disposal Project

Chromium Reducible Sulphur ≥18 moles H+/tonne
Northern Targinie Channel, Western Basin and Hamilton Point

Job Number	42-15386
Revision	A
Date	01 Sept 2009

Figure 3-15

G:\42\15386\GIS\WesternBasinProjects\MXDs\WB_455_rev_a.mxd

Level 4 201 Charlotte Street Brisbane QLD 4000 Australia T +61 7 3316 3000 F +61 7 3316 3333 E bnemail@ghd.com W www.ghd.com

This map contains data that is sourced from Data Custodians under Copyright. Please refer to EIS Appendices for Ownership and Copyright details.
© **2009.** This document is and shall remain the property of GHD. The document may only be used for the purpose for which it was produced. Unauthorised use of this document in any way is prohibited.
While GHD has taken care to ensure the accuracy of this product, GHD Pty Ltd and Data Custodians make no representations or warranties about its accuracy, completeness or suitability for any particular purpose. GHD Pty Ltd and Data Custodians cannot accept liability of any kind (whether in contract, tort or otherwise) for any expenses, losses, damages and/or costs (including indirect or consequential damage) which are or may be incurred as a result of the product being inaccurate, incomplete or unsuitable in any way and for any reason.

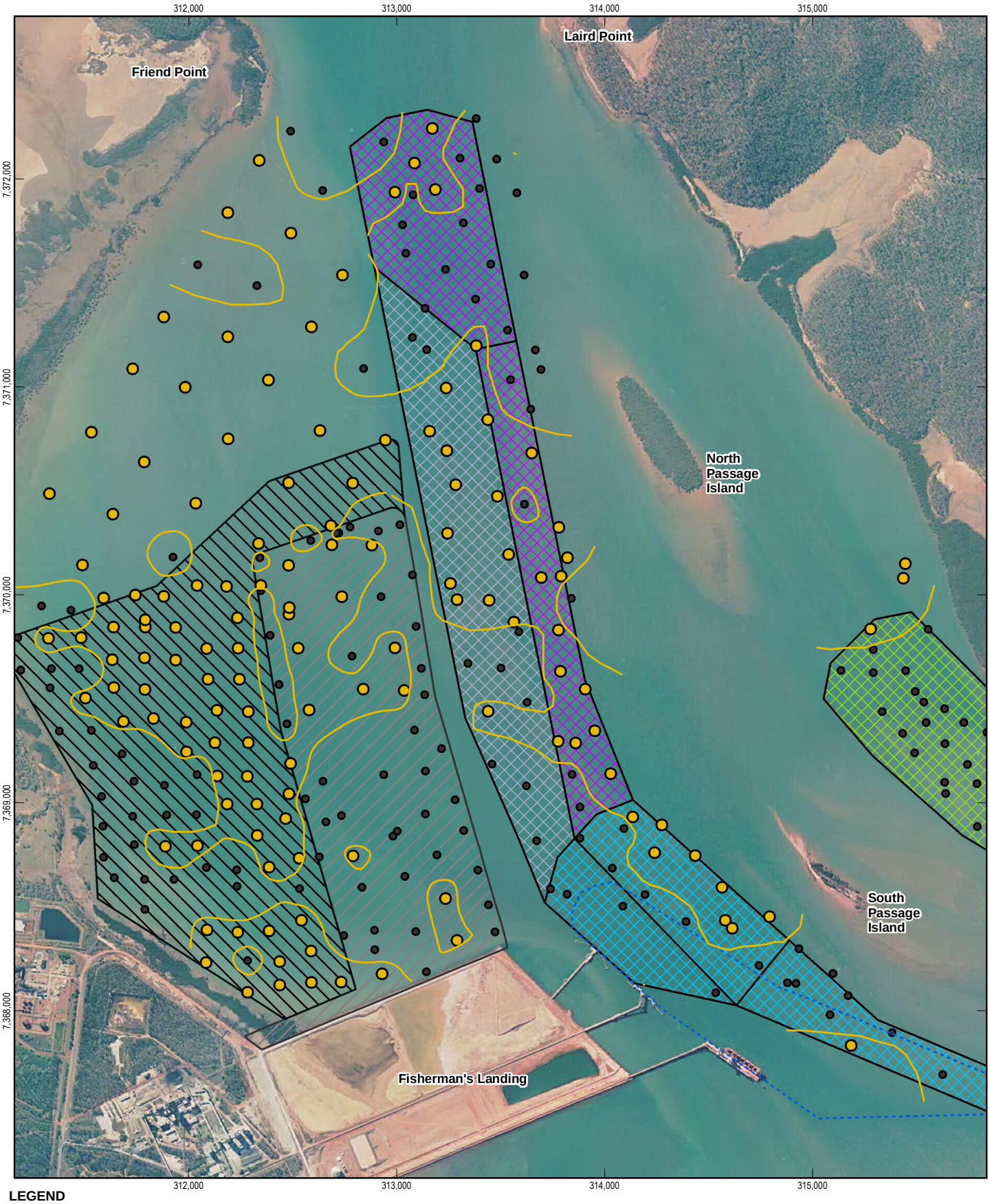

LEGEND

- Core with Net Acidity ≥18 moles H+/tonne
- Core Sample Location
- Area Containing Potential Acid Sulphate Soils
- Existing Channels, Swing Basins and Berths
- Western Basin Reclamation
- Fisherman's Landing Northern Expansion

Proposed Dredge Stages

- Stage 1A - North China Bay LNG Precinct
- Stage 1B - Fisherman's Landing LNG
- Stage 2 - Laird Point LNG
- Stage 3 - Fisherman's Landing
- Stage 4 - Hamilton Point

1:25,000 (at A4)

0 200 400 600 800 1,000

Metres

Map Projection: Universal Transverse Mercator
Horizontal Datum: Geocentric Datum of Australia 1994
Grid: Map Grid of Australia, Zone 56

N

Port of Gladstone
Western Basin Dredging and Disposal Project

Net Acidity ≥18 moles H+/tonne
Fisherman's Landing, Laird Point
and Fisherman's Landing Swing Basin

Job Number	42-15386
Revision	A
Date	01 Sept 2009

Figure 3-16

G:\42\15386\GIS\WesternBasinProjects\MXDs\WB_459_rev_a.mxd

Level 4 201 Charlotte Street Brisbane QLD 4000 Australia T +61 7 3316 3000 F +61 7 3316 3333 E bnemail@ghd.com W www.ghd.com

This map contains data that is sourced from Data Custodians under Copyright. Please refer to EIS Appendices for Ownership and Copyright details.
© **2009.** This document is and shall remain the property of GHD. The document may only be used for the purpose for which it was produced. Unauthorised use of this document in any way is prohibited.
While GHD has taken care to ensure the accuracy of this product, GHD Pty Ltd and Data Custodians make no representations or warranties about its accuracy, completeness or suitability for any particular purpose. GHD Pty Ltd and Data Custodians cannot accept liability of any kind (whether in contract, tort or otherwise) for any expenses, losses, damages and/or costs (including indirect or consequential damage) which are or may be incurred as a result of the product being inaccurate, incomplete or unsuitable in any way and for any reason.

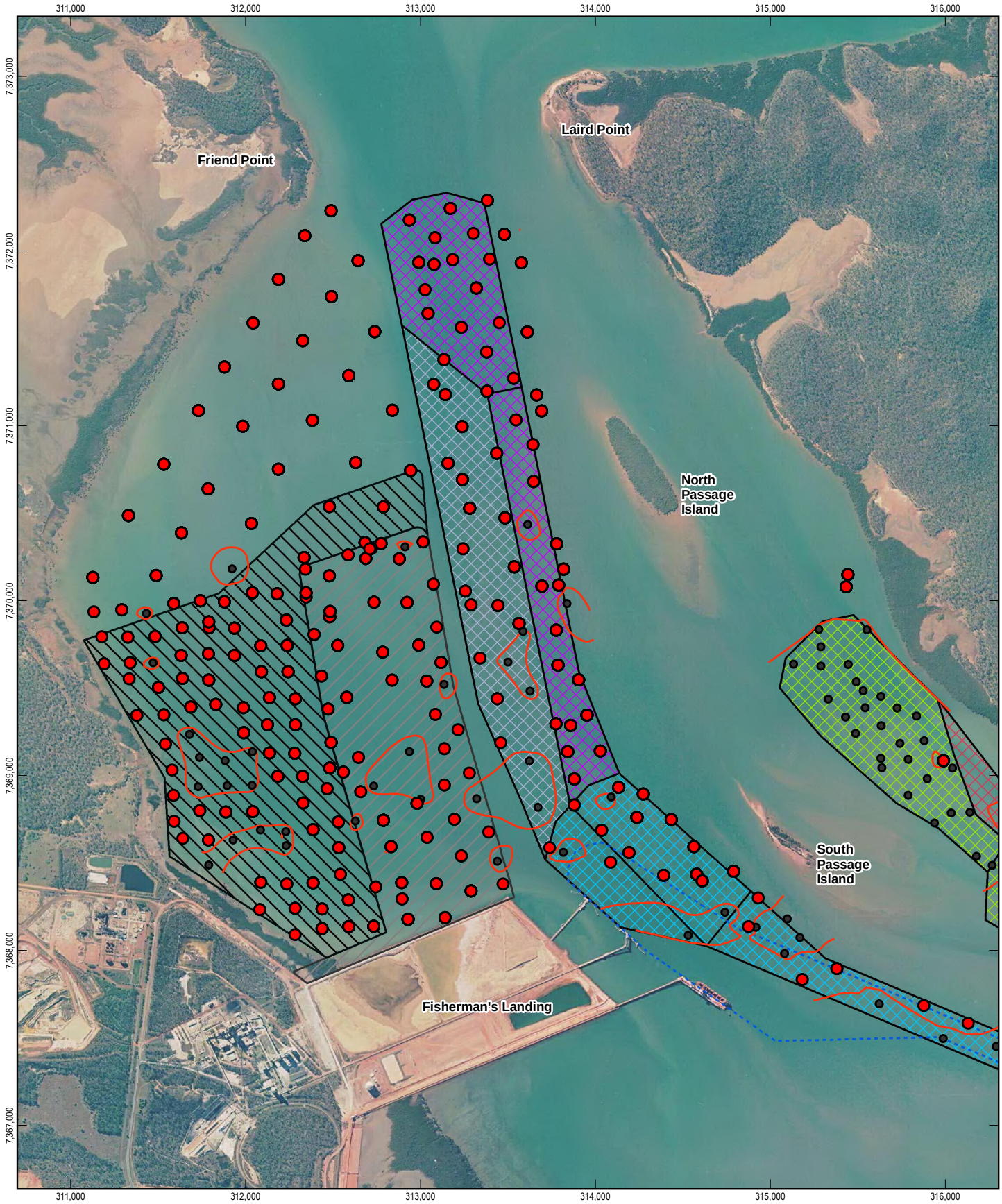

LEGEND

- Chromium Reducible Sulphur ≥18 moles H+/tonne
- Core Sample Location
- Areas Containing Potential Acid Sulphate Soils
- Western Basin Reclamation
- Fisherman's Landing Northern Expansion

Proposed Dredge Stages

- Stage 1A - North China Bay LNG Precinct
- Stage 1B - Fisherman's Landing LNG
- Stage 2 - Laird Point LNG
- Stage 3 - Fisherman's Landing
- Stage 4 - Hamilton Point

1:30,000 (at A4)

0 200 400 600 800 1,000

Metres

Map Projection: Universal Transverse Mercator
Horizontal Datum: Geocentric Datum of Australia 1994
Grid: Map Grid of Australia, Zone 56

N

Port of Gladstone
Western Basin Dredging and Disposal Project

Chromium Reducible Sulphur ≥18 moles H+/tonne
Fisherman's Landing, Laird Point
and Fisherman's Landing Swing Basin

Job Number	42-15386
Revision	A
Date	01 Sept 2009

Figure 3-17

G:\42\15386\GIS\WesternBasinProjects\MXDs\WB_456_rev_a.mxd

Level 4 201 Charlotte Street Brisbane QLD 4000 Australia T +61 7 3316 3000 F +61 7 3316 3333 E bnemail@ghd.com W www.ghd.com

This map contains data that is sourced from Data Custodians under Copyright. Please refer to EIS Appendices for Ownership and Copyright details.
© **2009.** This document is and shall remain the property of GHD. The document may only be used for the purpose for which it was produced. Unauthorised use of this document in any way is prohibited.
While GHD has taken care to ensure the accuracy of this product, GHD Pty Ltd and Data Custodians make no representations or warranties about its accuracy, completeness or suitability for any particular purpose. GHD Pty Ltd and Data Custodians cannot accept liability of any kind (whether in contract, tort or otherwise) for any expenses, losses, damages and/or costs (including indirect or consequential damage) which are or may be incurred as a result of the product being inaccurate, incomplete or unsuitable in any way and for any reason.

3.7.3 Western Basin Reclamation Area

Figure 3-18 shows the sampling locations considered during this assessment. As the footprint of the Reclamation Area does not extend into the northern area of the bay and no disturbance (filling or excavations) is currently proposed within this area, only the highlighted sampling locations on Figure 3-18 were considered during the ASS assessment of the Reclamation Area. Likewise as the area within the Fisherman's Landing Northern extent (156 hectare) has been addressed separately (GHD July 2009) these locations have are also excluded from the interpretation.

Field pH testing

144 cores (boreholes) were located in the embayment to the north of the existing Fishermans Landing for the assessment of the potential Western Basin Reclamation (ERM 2009). Of these cores, only 100 fall within the footprint of the Western Basin Reclamation. Ten of the cores taken as part of the Fisherman's Landing Northern Expansion investigations by GHD (2008) were added to the ERM data set. Field pH testing was not conducted on the ERM cores; however the 10 GHD cores' pH_F ranged from 7.4 to 9.5, indicating the sediments are neutral to alkaline. Once oxidised, the pH_{FOX} ranged from 0.7 to 6 with 55% of samples below the ASSMAC trigger for PASS of pH_{FOX} of 3. The change in pH (delta pH), however, ranged from 1 to 4 with 100% of samples' pH decrease greater than 1 pH unit. A delta pH of greater than 1 indicates the possible presences of PASS, with the greater the change between the pHf and pHfox more indicative.

The ASSMAC guidelines recommend the use of a 30% hydrogen peroxide (H_2O_2) solution adjusted to a pH of between 4.5 – 5.5 for measurement of pH_{FOX}. An artificial drop in pH has been recorded in a larger percentage of samples due pH of the 30% hydrogen peroxide solution. Therefore, for a number of samples the field pH testing results incorrectly indicate the presence of PASS based on the delta pH.

Chromium reducible sulphur suite

Samples were collected at 0.25 m intervals down the borehole profiles to a depth of 7.1m. Of the 100 cores within the area 548 samples were submitted for chromium-reducible sulphur suite (S_{CR}).

The pH_{KCL} ranged between 4.1 and 9.3, which is larger than the field-tested pH_F range and the QWQG for enclosed costal water of 8.0-8.4 pH units. pH values below 5 generally indicate existing acidy which may be due to the occurrence of acidic soils or AASS. Only 3 samples (FL-113 0.3-0.5 m and FL-138 0.9-1.0 m and 1.0-1.2 m) recorded a pH_{KCL} below 5. These cores are located within the shallow intertidal zone along the coastline.

The Titratable Actual Acidity (TAA) was reported as <2 moles H^+/tonne for all samples analysed. This suggests no existing acidity. Two samples within the Fisherman's Landing Northern Expansion and one north of the Western Basin Reclamation footprint however did exceed the action criteria by between 3 and 4 times.

The percentage of chromium-reducible sulphur (S_{CR}%) was detected above the QASSMAC (Dear et. al 2002) guideline action criteria of 0.03 %S in 413 out of 548 samples analysed, with a maximum of 7.37 %S_{CR} (equivalent to 4600 moles H^+/t), a mean of 0.47%S_{CR} and a median of 0.23 %S_{CR}. These results suggest that 75% of the analysed samples contain sulfidic minerals in sufficient concentration to potentially cause environmental harm if fully oxidised, without neutralisation. A sample's acid neutralising capacity (ANC) is a measure of its calcium carbonate concentration, which is available for neutralisation of generated acid.

ANC of the samples analysed ranged from <0.01 to 42.9 %$CaCO_3$ (equivalent to <10 to 8560 moles H^+/t) with an average of 5.2%$CaCO_3$ and a median of 1.64 %$CaCO_3$. The net acidity, a measure of the net potential acid generation, is calculated by subtracting the potential acid generation from the acid neutralising capacity as shown in the formula in section 0. Of the 548 samples analysed, 141 recorded net acidity greater than the action criteria, with a maximum of 4400 mole H+/tonne (7.06%S (FL-062, 1.6-1.8 m depth), but a mean of 153 mole H+/tonne and median of 5 mole H+/tonne. This indicates only 26% of samples contain more acid generating capacity than neutralising capacity.

Scatter plots comparing ANC against S_{CR} for the Reclamation Area are shown in Figure 3-19. The pink line on the plots represents the point at which the value of ANC equals the level of S_{CR} (i.e. the theoretical net acidity would be zero). Samples with ANC levels twice S_{CR} levels will plot along the orange line, samples with ANC levels three time their S_{CR} levels plot along the red line, samples with ANC levels 4 times their SCR levels plot along the blue line and samples with ANC levels 5 times or great then their S_{CR} levels plot along or above the purple line. Any samples that plot below the pink line have a lower reported value of ANC than S_{CR}. The effectiveness of a material's ANC is dependent on the mineralogy and grainsize. Because the samples are crushed before testing, even though course shell fragments are removed the laboratory ANC may overestimate the actual neutralising capacity of the sediment.

LEGEND

- Core Locations within Western Basin
- Core Sample Location
- Western Basin Reclamation
- Fisherman's Landing Northern Expansion
- Existing Channels, Swing Basins and Berths

Proposed Dredge Stages

- Stage 1A - North China Bay LNG Precinct
- Stage 1B - Fisherman's Landing LNG
- Stage 2 - Laird Point LNG
- Stage 3 - Fisherman's Landing
- Stage 4 - Hamilton Point

1:20,000 (at A4)

0 100 200 300 400 500

Metres

Map Projection: Universal Transverse Mercator
Horizontal Datum: Geocentric Datum of Australia 1994
Grid: Map Grid of Australia, Zone 56

N

Port of Gladstone
Western Basin Dredging and Disposal Project

Western Basin Reclamation Area
Sample Locations

Job Number	42-15386
Revision	A
Date	01 Sept 2009

Figure 3-18

G:\42\15386\GIS\WesternBasinProjects\MXDs\WB_460_rev_a.mxd

Level 4 201 Charlotte Street Brisbane QLD 4000 Australia T +61 7 3316 3000 F +61 7 3316 3333 E bnemail@ghd.com W www.ghd.com

This map contains data that is sourced from Data Custodians under Copyright. Please refer to EIS Appendices for Ownership and Copyright details.
© **2009.** This document is and shall remain the property of GHD. The document may only be used for the purpose for which it was produced. Unauthorised use of this document in any way is prohibited.
While GHD has taken care to ensure the accuracy of this product, GHD Pty Ltd and Data Custodians make no representations or warranties about its accuracy, completeness or suitability for any particular purpose. GHD Pty Ltd and Data Custodians cannot accept liability of any kind (whether in contract, tort or otherwise) for any expenses, losses, damages and/or costs (including indirect or consequential damage) which are or may be incurred as a result of the product being inaccurate, incomplete or unsuitable in any way and for any reason.

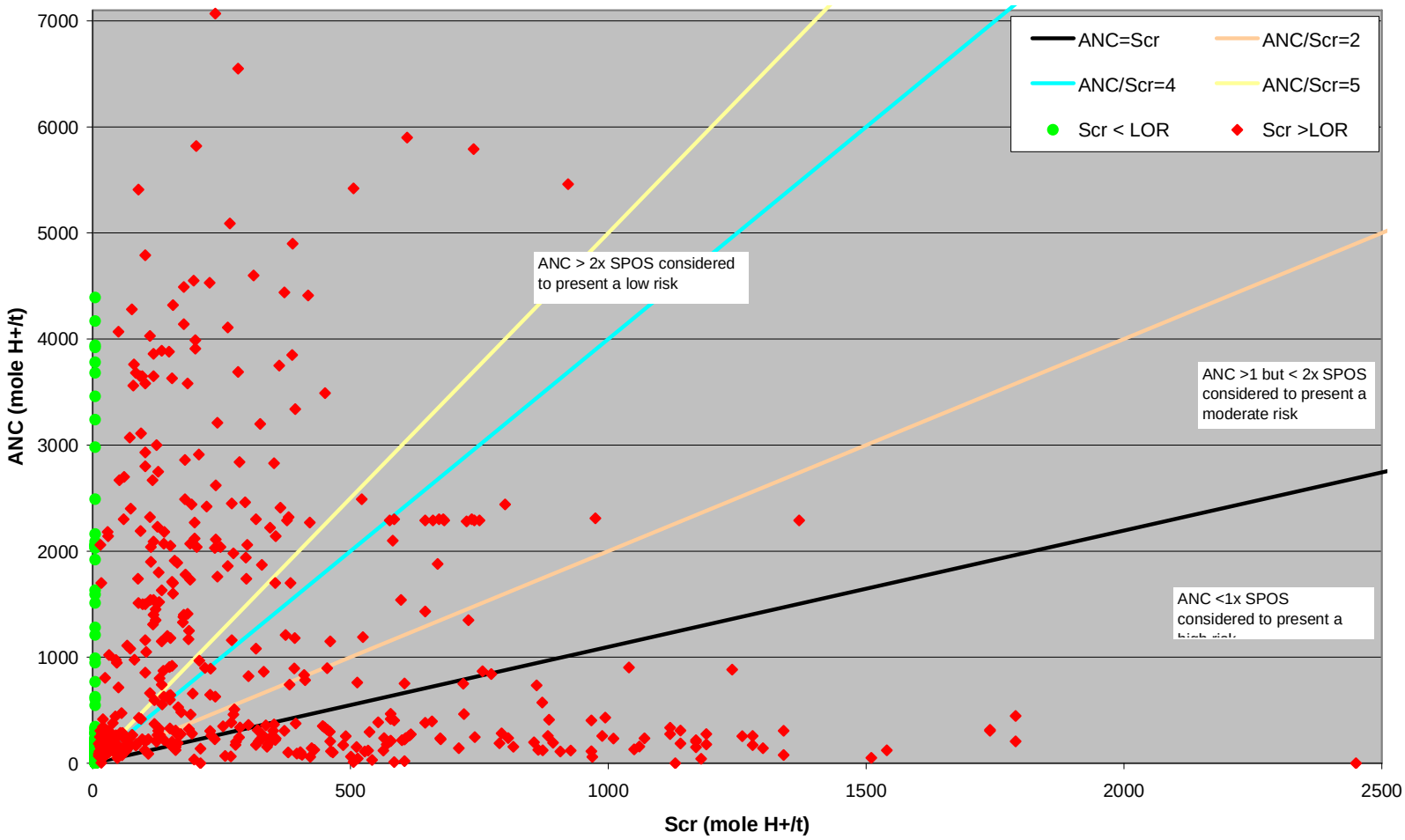

Figure 3-19 Western Basin Reclamation Area Scatter Plot of ANC against S_{CR}

Of the 548 samples analysis:

- 117 or 21% samples S_{CR} and ANC levels were below LOR;
- 185 or 34% of samples ANC was 5 times or greater then their S_{CR};
- 82 or 15% of samples ANC was 2 to 4 times great then their S_{CR};
- 37 or 7% of samples ANC was 1 to 2 times greater than their S_{CR}; and
- 127 or 23% of samples S_{CR} levels were greater than is ANC giving a positive Net Acidity level.

Aerial Distribution

As the aerial distribution and volume of specific sediment each sample represents is currently unknown. Figure 3-20 illustrates areas of potential acidity based on the Net Acidity results for the Reclamation Area, where boreholes with one or more samples with a Net Acidity ≥ 18 moles H+/tonne are identified. The majority of the Reclamation Area contains excess sulphur acidity and Net Acidity at varying depths. At the time of writing it has been assumed that a maximum of 2 m may possibly be disturbed during the construction of the bund wall. Figure 3-21 illustrates the locations with reported Chromium Reducible Sulphur above the Action Criteria (≥ 18 moles H^+/tonne) within the top 2 m of the Reclamation Area, which may heave during placement of the bund wall material and require ASS management. Based on laboratory testing results the majority of these samples do not appear to contain enough buffering capacity to self-neutralise.

Review of the available borehole logs for the Reclamation Area indicate shell fragments are not present everywhere and where they are present (occasional to abundant) are typically concentrated in the uppermost 0.25 to 0.5 m of sediment. Net Acidity reported for samples between 0 and 0.5 m depth (not shown) indicate greater potential for self-neutralising capacity than samples below this depth and hence suggests a link between the presence of shell and capacity to neutralise acidity.

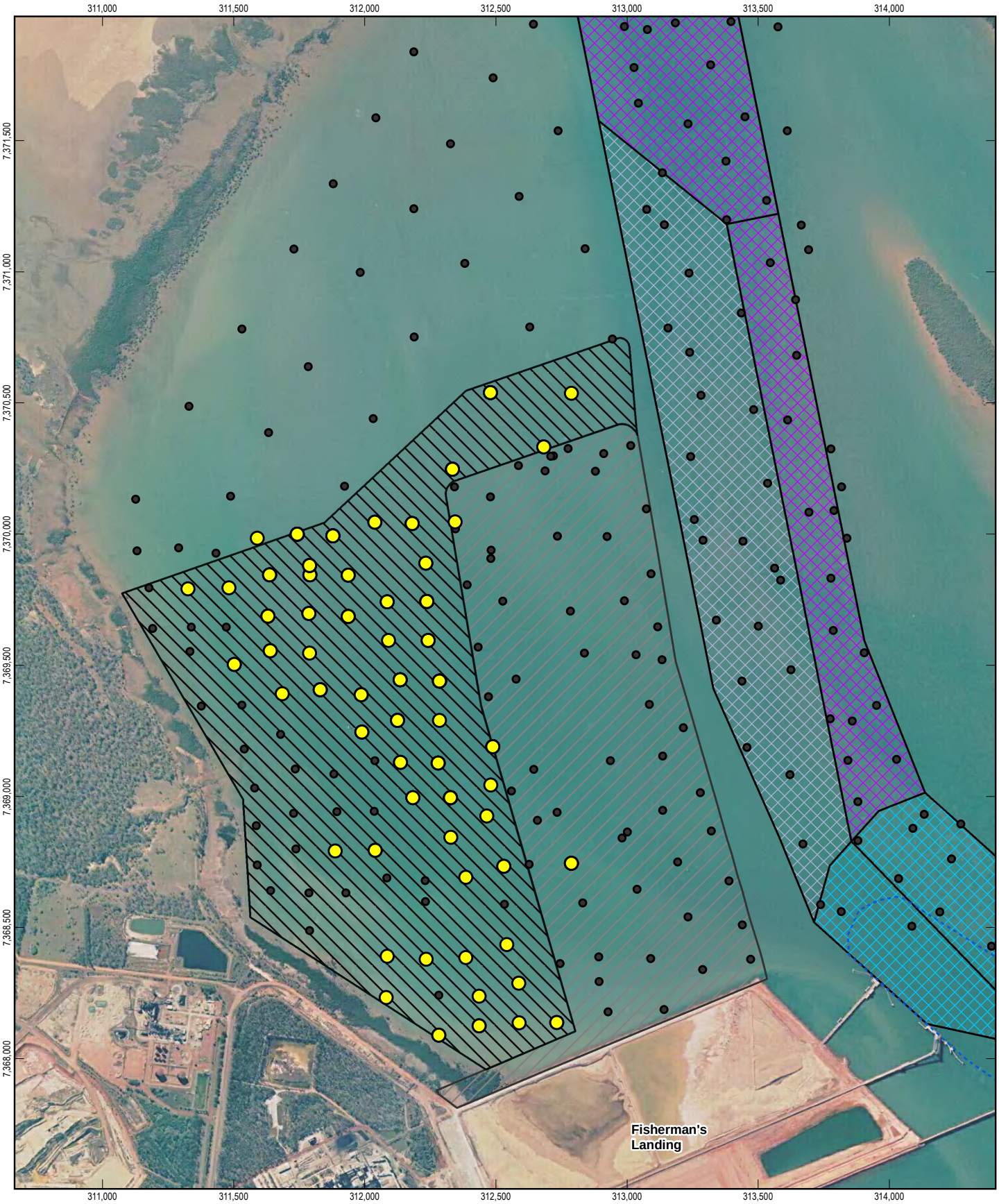

LEGEND

- Net Acidity ≥18 moles H+/tonne within 2 metres of surface
- Core Sample Location
- Western Basin Reclamation
- Fisherman's Landing Northern Expansion
- Existing Channels, Swing Basins and Berths

Proposed Dredge Stages

- Stage 1A - North China Bay LNG Precinct
- Stage 1B - Fisherman's Landing LNG
- Stage 2 - Laird Point LNG
- Stage 3 - Fisherman's Landing
- Stage 4 - Hamilton Point

1:20,000 (at A4)

0 100 200 300 400 500

Metres

Map Projection: Universal Transverse Mercator
Horizontal Datum: Geocentric Datum of Australia 1994
Grid: Map Grid of Australia, Zone 56

N

Port of Gladstone
Western Basin Dredging and Disposal Project

Western Basin Reclamation Area
Net Acidity ≥18 moles H+/tonne
within 2 metres of Surface

Job Number	42-15386
Revision	A
Date	01 Sept 2009

Figure 3-20

G:\42\15386\GIS\WesternBasinProjects\MXDs\WB_461_rev_a.mxd

Level 4 201 Charlotte Street Brisbane QLD 4000 Australia T +61 7 3316 3000 F +61 7 3316 3333 E bnemail@ghd.com W www.ghd.com

This map contains data that is sourced from Data Custodians under Copyright. Please refer to EIS Appendices for Ownership and Copyright details.
© **2009.** This document is and shall remain the property of GHD. The document may only be used for the purpose for which it was produced. Unauthorised use of this document in any way is prohibited.
While GHD has taken care to ensure the accuracy of this product, GHD Pty Ltd and Data Custodians make no representations or warranties about its accuracy, completeness or suitability for any particular purpose. GHD Pty Ltd and Data Custodians cannot accept liability of any kind (whether in contract, tort or otherwise) for any expenses, losses, damages and/or costs (including indirect or consequential damage) which are or may be incurred as a result of the product being inaccurate, incomplete or unsuitable in any way and for any reason.

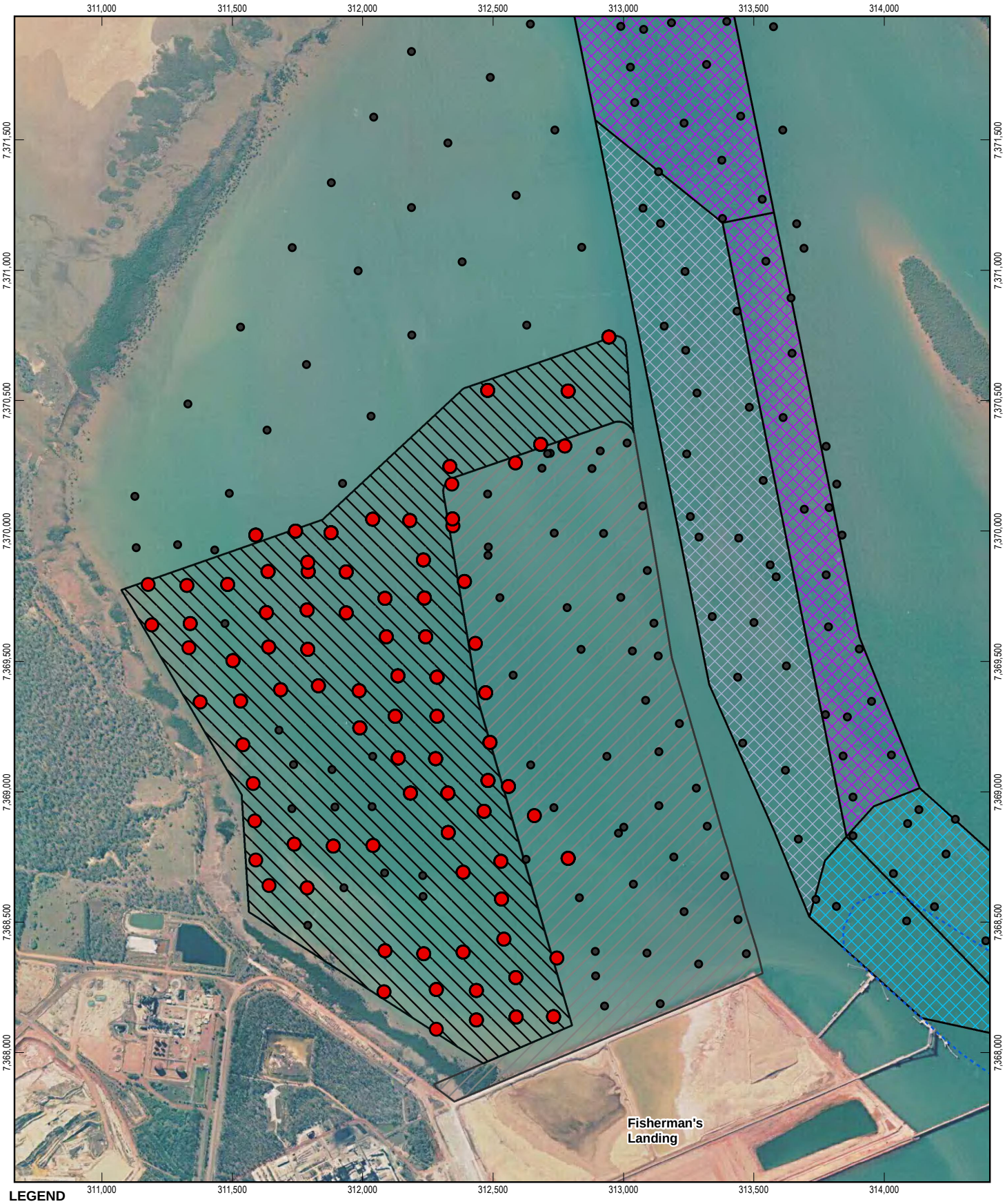

LEGEND

- Chromium Reducible Sulphur ≥18 moles H+/tonne within 2m of Surface
- Core Sample Location
- Western Basin Reclamation
- Fisherman's Landing Northern Expansion
- Existing Channels, Swing Basins and Berths

Proposed Dredge Stages

- Stage 1A - North China Bay LNG Precinct
- Stage 1B - Fisherman's Landing LNG
- Stage 2 - Laird Point LNG
- Stage 3 - Fisherman's Landing
- Stage 4 - Hamilton Point

1:20,000 (at A4)

0 100 200 300 400 500

Metres

Map Projection: Universal Transverse Mercator
Horizontal Datum: Geocentric Datum of Australia 1994
Grid: Map Grid of Australia, Zone 56

N

Port of Gladstone
Western Basin Dredging and Disposal Project

Western Basin Reclamation Area
Chromium Reducible Sulphur ≥18 moles H+/tonne within 2 metres of Surface

Job Number	42-15386
Revision	A
Date	01 Sept 2009

Figure 3-21

G:\42\15386\GIS\WesternBasinProjects\MXDs\WB_462_rev_a.mxd

Level 4 201 Charlotte Street Brisbane QLD 4000 Australia T +61 7 3316 3000 F +61 7 3316 3333 E bnemail@ghd.com W www.ghd.com

This map contains data that is sourced from Data Custodians under Copyright. Please refer to EIS Appendices for Ownership and Copyright details.
© **2009.** This document is and shall remain the property of GHD. The document may only be used for the purpose for which it was produced. Unauthorised use of this document in any way is prohibited.
While GHD has taken care to ensure the accuracy of this product, GHD Pty Ltd and Data Custodians make no representations or warranties about its accuracy, completeness or suitability for any particular purpose. GHD Pty Ltd and Data Custodians cannot accept liability of any kind (whether in contract, tort or otherwise) for any expenses, losses, damages and/or costs (including indirect or consequential damage) which are or may be incurred as a result of the product being inaccurate, incomplete or unsuitable in any way and for any reason.

3.8 Conclusion

Based on the laboratory analysis results and spatial distribution, approximately 3% of Stage 1A samples, 17% of Stage 1B samples, 24% of Stage 2 samples, 30% of Stage 3 samples and 16% of Stage 4 samples (including the MOF) are classed as potential acid sulphate sediments (PASS) containing elevated amounts of Net Acidity (i.e. have the potential to generate excess acidity of ≥ 18 moles H^+/tonne when the ANC is taken into account) if they become oxidised and will therefore require treatment. The occurrence of sufficient natural neutralising capacity in many samples, particularly within Stage 1A and Stage 1B and Stage 4 reduces the number of areas that may cause environmental harm when the sediments oxidise, however the potential for acidity generation remains and should still be considered as an impact. Based on the volume of sediment and the amount of ANC in the samples, indicated to be due to the presence of shell, there is potential for the majority of the sediments to self neutralise when placed within the Reclamation Area, reducing the potential impact of the acid producing fraction. As a number of samples did not record any potential acidity, but did record excess amounts of ANC, it can be assumed this buffering capacity will be available for neutralisation of the potentially acidic materials, further reducing the risk. However, it is possible that separation of the potential acid-producing fraction (pyritic material) and the neutralising fraction (calcium carbonate) may occur during dredged material placement, if the sulphide minerals and shell calcareous material have different settling velocities, leading to accumulation of pockets with insufficient ANC to ensure neutralisation.

Shell fragment size has been reported on some borehole logs and indicates the presence of fine shell fragments, in addition to the identification of larger shell fragments and whole shells. Although not reported, the fine shell fragment component is probably present at a number of other locations where the presence of shell has been recorded however this cannot be verified. Also, as the spatial distribution of the investigation locations do not meet the QASSMAC (Dear et al. 2002) guidelines and the volume of sediment represented by a single sample is quite high, uncertainty in the laboratory results is increased. At a confidence interval of 95%, none of the laboratory results (chromium reducible sulphur or Net Acidity) for the dredge stages were normally, gamma or log-normally distributed indicating high variability. A conservative approach to the ability of the sediment to self neutralise should therefore be taken and be reflected in the management approach.

To reduce the risk of potential impacts on the surrounding environment, active management of these sediments during placement within the Reclamation Area is recommended. Additional in-situ testing is likely to increase the confidence interval however it will not negate the need for verification sampling during the operational stage of the dredging. Verification sampling will be required to ensure separation of the neutralising fraction and the acid producing fraction does not occur and that the sediments do not produce acidity in high enough concentrations to cause environmental harm. Section 4 details the recommended management options to mitigate the potential impacts in relation to ASS.

4. Potential Impacts and Management Options

Potential impacts have been identified in relation to the proposed development based on the current information presented. The potential impacts and management options have been separated into the three main operations to occur in this Project:

- Construction of the Reclamation Area (bund wall construction);
- Dredging; and
- Deposition of dredged material into the Reclamation Area.

4.1 Bund Construction

As specified in the preliminary design of bunds documentation (GHD, July 2009 Doc No. 392905) the core material for the bund will sink through the soft seabed to found on the competent underlying stratum. In the process of sinking through the soft bed:

- The soft sediment will become embodied in the matrix of the core material;
- The soft sediments will also push out a mud wave ahead of the bund; and
- The soft sediments will push out mud waves to either side of the bund.

After placement of the core material, armour material will be placed on the core material for protection against wave attack. Further displacement of the soft silts is likely during this process. Geotextile will be placed on the inner face of the bund to minimise migration of the fines from the dredged material through bund and into the harbour. With the geotextile, the generation of turbid plumes due to the migration of the fines through the bund will be minimised.

4.1.1 Potential Impacts – Bund Construction

During construction of the bund wall the following activities are likely to cause potential impacts to the receiving environment without mitigation:

- Oxidisation of sediments and release of acidic leachate into the receiving environment (harbour) with potential for the transport of heavy metals during placement of the bund materials. This potential impact is related to any AASS or PASS displaced above the mean high water neap level as a result of the creation of a 'mud wave' from lateral movement of soft material. The extent of the 'mud wave' cannot easily be estimated given this will depend on the geotechnical properties of sediments which vary both laterally and vertically throughout the Reclamation Area;
- Production of acidic leachate and increased concentrations of heavy metals from unconsolidated soft materials entrapped within the core material and bunded area resulting from oxidation of PASS and release of acidity from AASS previously located in anoxic conditions under surface sediments or as a result of reduction in tidal movement; and
- Potential for the production and release of acid leachate into the receiving environment from any PASS and AASS material that is displaced (i.e. as part of a mud wave) as a result of bund construction and subsequently removed if the material is not managed appropriately. It is understood that there are no plans to excavate material for bund construction. Any removal/excavation of material related to bund construction may cause environmental harm to the

receiving environment if no management occurs exposing PASS or AASS and allowing the production and release of acidity leachate into the receiving environment.

4.1.2 Potential Management Options - Bund Construction

Based on the information provided on the proposed construction design, the following points outline a management option for each of the 'types' of disturbance anticipated to occur during construction (i.e. mud wave creation and trapping of unconsolidated material):

Mud Wave

- Excavation of unconsolidated materials forming the 'mud wave' above the mean high water neap level, ensuring that the remaining material is inundated each tidal cycle; and
  - Neutralisation treatment and validation of these excavated materials as required; or
  - Placement of 'mud wave' material permanently under water within the bunded area, for material where exposure time to the atmosphere has not exceeded the ASSMAC stockpiling guideline limits of Dear et al. (2002).

Any unconsolidated material in the 'mud wave' below the mean high water neap level will be managed passively through the natural inundation of water each tidal cycle.

Trapped Soft Unconsolidated Material within the Bunded Area and on the Western Side of the Reclamation Area

- Re-distribution of any material trapped within the bunded area so that it remains permanently under water, within the bunded area. The material is to be re-distributed in compliance with the guidelines for stockpiling of ASS;
- Excavation of disturbed, trapped, unconsolidated materials from the western side of the Reclamation Area which are no longer inundated by the mean high water neap tide and placement of this excavated material either:
  - permanently below the water table within the bunded area subject to compliance with the ASSMAC ASS material stockpiling guidelines in Dear et al. (2002), or
  - placement in the bunded area following treatment with lime and validation sampling.

Excavation (if required)

It is understood that no excavation for bund construction is planned however if excavation does become necessary as part of construction (in addition to any mud wave material removal) the following strategy could be adopted:

- Neutralisation treatment and validation of excavated materials;
- Collection, treatment and appropriate disposal of any potentially contaminated leachate from such excavations; and
- Lime dusting of excavation surfaces prior to back filling.

4.2 Capital Dredging

As specified in the Western Basin Dredging Works Description (GHD, 2009) three scenarios have been presented for the capital dredging methodology. Table 1 of GHD (2009) summarises the dredge methodologies, which include the likely equipment to be employed for the various stages and scenarios.

4.2.1 Potential Impacts - Capital Dredging

- The suspension of fine sediments in the water column as a result of bottom dumping outside the Reclamation Area which could result in the re-deposition of PASS in new areas of the harbour. Potential for large quantities of PASS to deposit above the intertidal zones in the northern section of the harbour close to the proposed bottom dumping area;
- Potential for the generation of acid from dredge spoil if saturation of the material is not maintained throughout the dredging process;
- Separation of fines from granular material during the dredging process resulting in the concentration of PASS materials, for example this could occur when spoil is pumped into a holding vessel and/or when dredge spoil is placed as fill; and
- Release and redistribution of PASS material into the harbour during the dredging operations from the dredge overflow.

4.2.2 Potential Management Options - Capital Dredging

- Temporary bottom dumping outside the Reclamation Area is not to occur with any dredged material that has TPA, TSA or TAA concentrations above the ASSMAC guidelines without appropriate turbidity/siltation control; and
- During dredging, dredged material is to be kept in a saturated state to reduce the potential impact of oxidising PASS.

4.3 Placement of Dredged Material Within Reclamation Area

4.3.1 Potential Impacts - Placement within the Reclamation Area

- Oxidation of PASS which are allowed to dry out within the Reclamation Area and subsequent generation of acidic leachate;
- Migration of acidic groundwater from within the Reclamation Area into the harbour which could potentially contain elevated concentrations of metals;
- Precipitation of metals including iron, arsenic and manganese out of solution when acidic groundwater from within the reclaim area, containing elevated concentrations of iron in solution mixes with sea water, given that the oxidisable sulphur reported in the dredge spoil appears to be inorganic (i.e. likely to be pyritic). The waters from the reclaim area will become less acidic on mixing with seawater and can result in precipitation of iron, thus the potential to create extensive red/orange iron staining (rust) in the water, on infrastructure and boats/vessels;
- Iron staining at ground surface within the reclaimed land if dredged material containing PASS is placed at ground surface, where it will dry out, oxidise, generate acid and mobilise iron from within the sediments and result in the precipitation of iron;

- Fish kills and algal blooms as a result of increased levels of nutrients produced from reactions within acid sulphate soils and discharge of the nutrient rich water to the sea. The impacts of elevated nutrients are likely to be most significant on the western side of the reclaim where flushing with 'fresh' seawater may be limited and hence potential for limited dilution of any nutrients discharged to sea;
- Discolouration and noxious odours emitted from open water bodies which are not regularly flushed (e.g. western channel, dredge decant ponds);
- Generation of acid within *in-situ* sediments (identified as PASS) if they are exposed to the atmosphere (and oxidised) such as through dewatering or through excavation during future development of the reclamation;
- Lateral flow of groundwater from within the placed dredged material into existing fill material at Fisherman's Landing, with the potential to change the existing groundwater quality at Fisherman's Landing. The predominant groundwater flow direction is however likely to be to the north and east;
- Temporary increase in groundwater levels in materials adjacent to the Reclamation Area (e.g. Fishermans Landing and land to the west) when *in-situ* sediments, which includes material identified as PASS, are compacted during reclamation (such as placement of fill and bund construction);
- Degradation/corrosion of concrete and steel structures founded in dredge material or founded in material where groundwater has become acidic as a result of oxidation of overlying materials;
- Cracking, shrinking and subsidence of PASS material that are allowed to dry out; and
- Potential health issues for workers that handling and work around PASS, any leachate or groundwater.

4.3.2 Management Option - Placement within the Reclamation Area

To mitigate the above potential impacts, management during placement of the dredged material will be required. A detailed ASS Management Plan will be required outlining the recommended strategy during placement, after completion and any other excavation works for future developments within the reclamation. The ASS Management Plan could include the following activities in more detail:

- Strategic placement of dredged material. Dredging of the following areas within the early stages of the Project to allow strategic placement of sediments identified as having high sulphur levels. These materials should be placed under the permanent watertable within the Reclamation Area. Figure 3-13, Figure 3-15 and Figure 3-17 detail the preliminary areas that have been classified as 'Hot spots';
- Dewatering and lowering of the water table within the Reclamation Area should be avoided where possible, to allow the maximum volume of sediment stay in a saturated state;
- Preparation of a water management strategy for the Reclamation Area, to mitigate the potential impacts of contaminated leachate and runoff entering the receiving environment. The strategy should include:
  - Collection of any runoff and any water pumped from excavations;
  - Testing and treatment of any contained water prior to release into the harbour. Any water should be validated to ensure it is of similar or better quality than that of the receiving environment;

- Testing and treatment of the decant pond water prior to release into the harbour. All decant water is to be validated prior to release to ensure it is of similar or better quality than that of the receiving environment;

- Lime dosing of dredged sediments (as required) as they are pumped into the reclaim area to ensure sufficient neutralising agent is available and negate the effect of beaching which may cause the sediments natural buffering capacity to be separated from the pyritic material within reclamation;
- Validation testing of the sediments after placement to confirm that sediments have sufficient buffering capacity. If samples located above the permanent water table fail the validation testing then additional sampling will be conducted and the management options will be assessed on a case by case basis;
- Placement of a capping layer of at least 2 m of clean sand or the like over the untreated PASS that has been placed up to the mean high water neap level (i.e. is inundated at least once per tide cycle) to ensure materials stay near their optimum moisture content and do not dry out over time. ;
- Installation of groundwater monitoring bores to allow early detection of any contamination plumes, fluctuations in groundwater levels and degradation of groundwater quality as a result of oxidation of PASS; and
- A groundwater management plan should be developed once stage 1 (filling to RL7 m) of the reclamation is completed, to provide a framework for routine monitoring and data analysis, special event monitoring, due diligence auditing and corrective actions to be taken in the event of a non-compliance.

4.4 Maintenance Dredging

The impacts listed for the capital dredging works are the same for the maintenance dredging, however there is an increased likelihood of the oxidation of PASS as the maintenance dredged material is unlikely to be placed below the permanent water table. See Section 4.2.1 for a summary of the impacts.

To mitigate the potential impacts, an ASS investigation of the areas to be dredged should be conducted prior to commencement of the dredging, but no more than 6 months before the proposed start date. Materials identified as PASS or AASS should be dredged in a way to ensure material is not oxidised during the dredging process and any overflow from the dredge is kept to a minimum. Once the materials are ready to be placed within the Reclamation Area, the same management process used for the capital dredging is to be adopted.

5. References

Ahern, C.R., Ahern, M.R. and Powell, B (QASSIT) October 1998. Guidelines for Sampling and Analysis of Lowland Acid Sulphate Soils (ASS) in Queensland. Queensland Department of Natural Resources and Mines, Indooroopilly, Queensland, Australia

Connell Hatch 2006. Wiggins Island Coal Terminal Environmental Impact Statement

Dear S.E., Moore, N.G., Dobos, S.K, Watling, K.M. and Ahern, C.R. (Dear et al.) 2002. Queensland Acid Sulphate Soil Technical Manual – Soil Management Guidelines Version 3.8 November 2002. Acid Sulphate Soils Queensland, Natural Heritage Trust and Queensland Department of Natural Resources and Mines, Indooroopilly, Queensland, Australia

Douglas Partners 2005. Report on Soils Investigation: Proposed Dredging Works Existing Shipping Channels, Gladstone

Douglas Partners 2006. Report on Geotechnical, Environmental and Acid Sulphate Soils Investigations, for Proposed Offshore Works Wiggins Island Coal Terminal

Department of Natural Resources, Mines and Energy (DNRM&E). 2004. 1:50,000 scale map Acid Sulphate Soils Tannum Sands – Gladstone

Environmental Resources Management Australia (ERM) 2009. QCLNG Dredging Assessment – Port Curtis, Queensland

Environmental Resources Management Australia (ERM) August 2009, for QGC Ltd. Acid Sulphate Soil and Geomorphological Modelling Report QCLNG Dredging Assessment, Gladstone Harbour, Queensland

Environmental Resources Management Australia (ERM) April 2009. Untitled.

GHD 2008. Environmental Impact Assessment and Preliminary Engineering, Acid Sulphate Soil Investigation (doc. ref 380907)

GHD 2009. GC LNG Dredge Study – Geotechnical Services (doc. ref 389596)

GHD July 2009. Fisherman's Landing Northern Expansion Environmental Impact Statement (doc. ref 51219)

URS March 2009. GLNG Project - Environmental Impact Statement. Prepared for Santos Ltd

URS February 2009. Terrain Soils and Land Capability Gladstone LNG Facility

URS January 2009. Marine Sediment Investigation: Environment Investigations of Proposed Capital Dredging at China Bay and Pipeline Crossing at the Narrows

Appendix A

Investigation Locations (Douglas Partners 2005)

Drawing No. 2 and No. 3

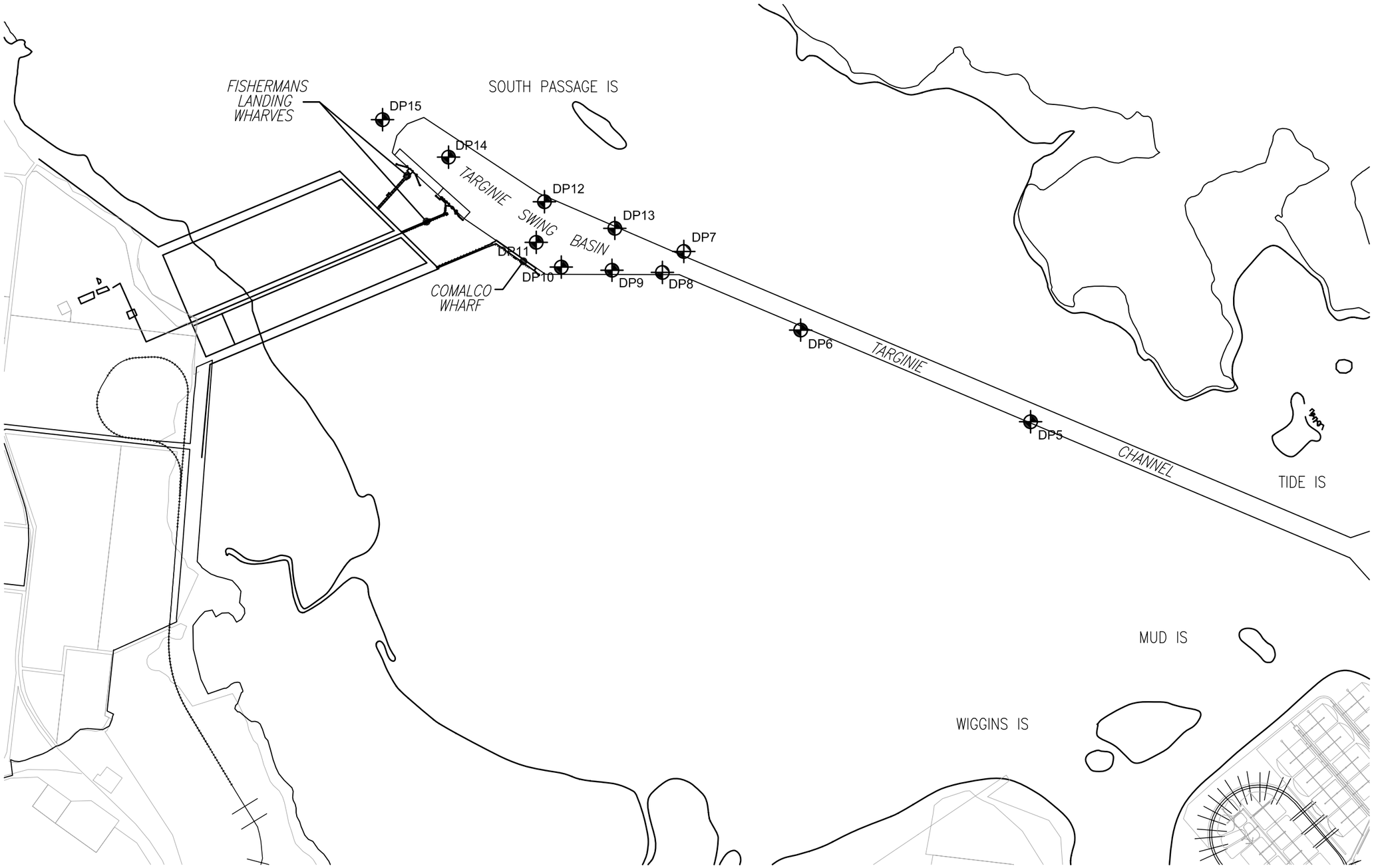

NOTES:-

1. Adapted from Drawing No. 337500B9 provided by KFM PARTNERSHIP
2. Bore locations are approximate only, and shown with reference to existing and proposed site features

O:\Geotech projects\33597A - Gladstone Shipping Channel\Drawings\33597A DP Site Plan.dwg

Douglas Partners Geotechnics · Environment · Groundwater	Sydney, Newcastle, Brisbane, Melbourne, Perth, Darwin	Campbelltown, Townsville, Cairns, Wollongong, Wyong	
TITLE:	TEST LOCATION PLAN PROPOSED DREDGING WORKS EXISTING SHIPPING CHANNELS, GLADSTONE		
CLIENT:	CENTRAL QUEENSLAND PORTS AUTHORITY	OFFICE:	BRISBANE
DRAWN BY: SAR	SCALE: 1:25,000	PROJECT No: 33597A	DRAWING No: 2
APPROVED BY:		DATE: June 2005	

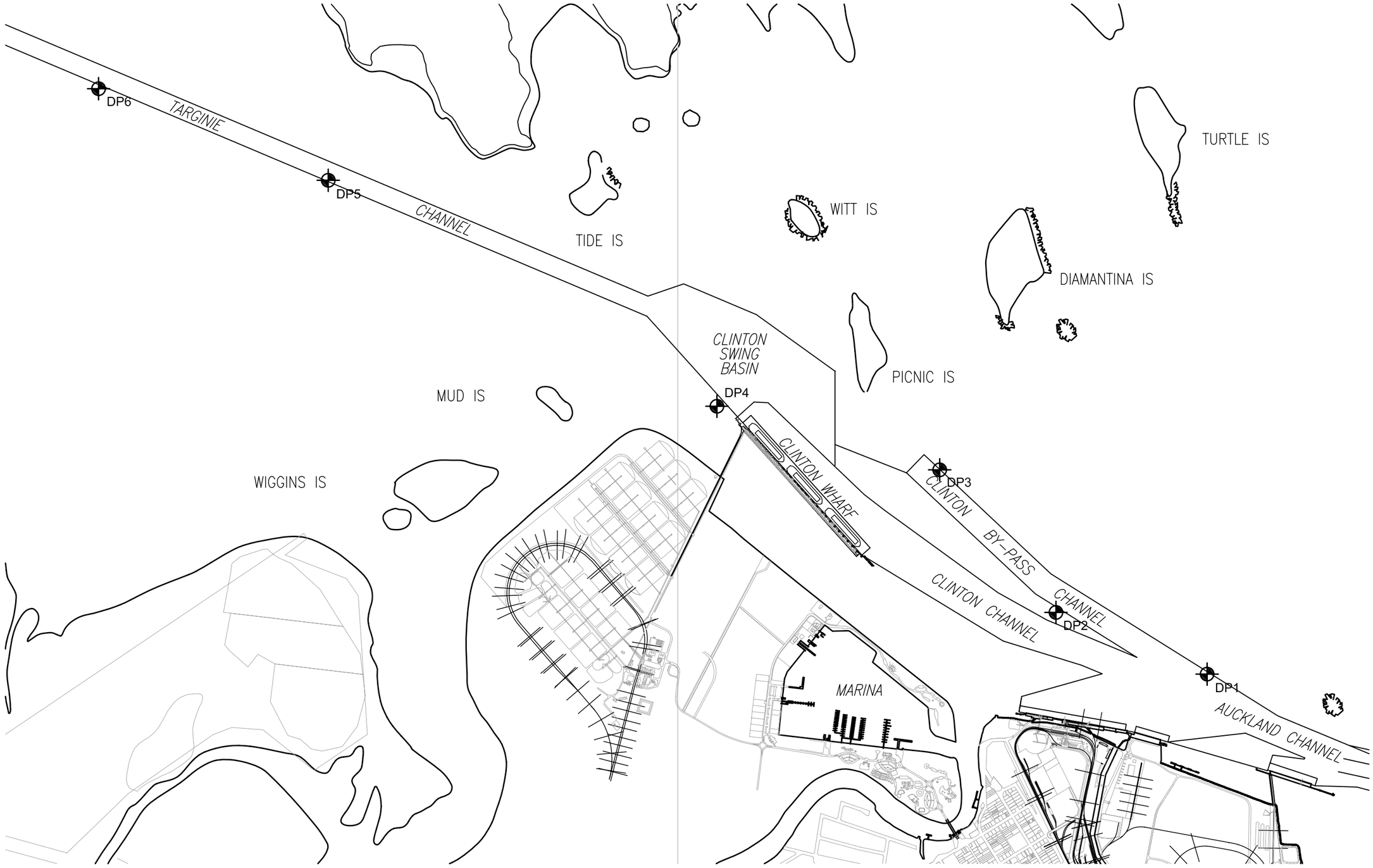

NOTES:-

1. Adapted from Drawing No. 337500B9 provided by KFM PARTNERSHIP
2. Bore locations are approximate only, and shown with reference to existing and proposed site features

O:\Geotech projects\33597A – Gladstone Shipping Channel\Drawings\33597A DP Site Plan.dwg

Douglas Partners Geotechnics · Environment · Groundwater	Sydney, Newcastle, Brisbane, Melbourne, Perth, Darwin	Campbelltown, Townsville, Cairns, Wollongong, Wyong	
TITLE:	TEST LOCATION PLAN PROPOSED DREDGING WORKS EXISTING SHIPPING CHANNELS, GLADSTONE		
CLIENT:	CENTRAL QUEENSLAND PORTS AUTHORITY	OFFICE:	BRISBANE
DRAWN BY: SAR	SCALE: 1:25,000	PROJECT No: 33597A	DRAWING No: 3
APPROVED BY:	DATE: June 2005		

Appendix B

Investigation Locations (Douglas Partners 2006)

Drawing No. 2

TEST LOCATION CO-ORDINATES MGA GPA 94 ZONE 56			
LOCATION	EASTING	NORTHING	RL(LAT)
J1	317786	7364422	+0.04
J2	317901	7364492	-0.26
J3	318027	7364582	+0.52
J4	318152	7364647	+1.17
J5	318275	7364729	+1.70
J6	318428	7364864	+1.96
J7	318595	7364940	+2.10
J8	318742	7365035	+2.28
J9	318900	7365135	+2.12
J10	319050	7365233	+0.46
J11	319196	7365327	+0.63
J12	319279	7365386	+1.17
J13	319419	7365470	+0.55
J14	319566	7365564	-2.82
J15	318183	7365851	-6.21
D1	319407	7365918	-9.05
D2	318130	7366228	-7.42
D3	318817	7366084	-7.71
D4	318779	7366664	-8.31
D5	320155	7365467	-9.65
D6	319102	7366085	-12.56
D7	320606	7365273	-16.98
D8	318009	7366484	-6.17
D9	319971	7365593	-8.49
D10	318253	7366366	-8.13
F1	318678	7365936	-7.90
F2	318925	7366002	-13.25
F3	319042	7365878	-9.81
F4	319222	7365925	-6.16
C1	318200	7363956	+1.47
C2	318200	7363771	+1.37
W1	319370	7365757	-9.39
W2	319392	7365696	-8.92
W3	319450	7365726	-9.52
W4	319471	7365669	-8.83
W5	319527	7365694	-9.33
W6	319557	7365643	-7.79
W7	319605	7365667	-9.06
W8	319635	7365614	-7.94
W9	319687	7365635	-6.79
W10	318520	7366034	-7.92
W11	318376	7366102	-10.01
W12	318183	7366147	-6.73
W13	318041	7366225	-7.94

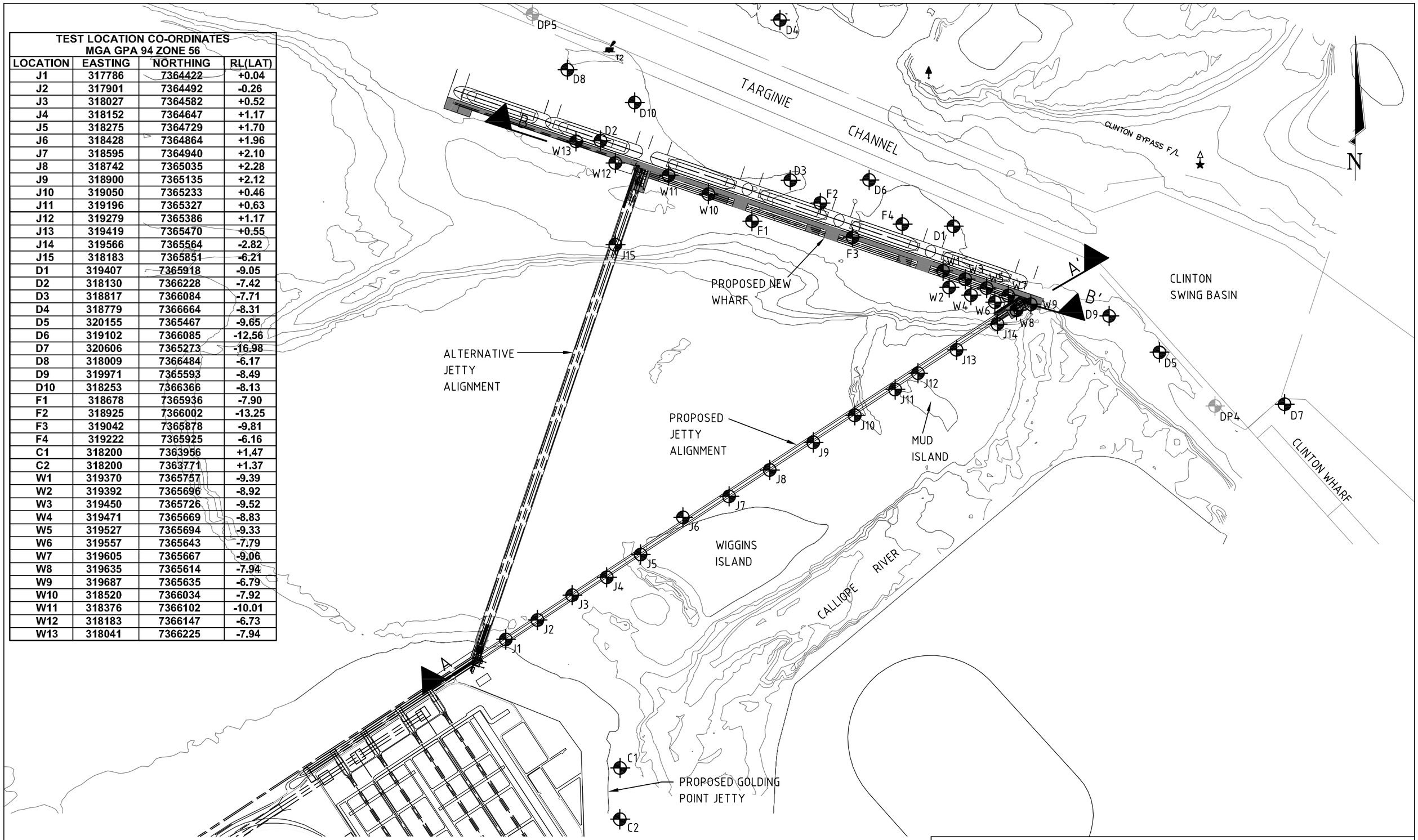

LEGEND
- TEST BORE LOCATION AND NUMBER (THIS INVESTIGATION)
- TEST BORE LOCATION AND NUMBER (PREVIOUS INVESTIGATION)

NOTES:

1. **PLAN ADAPTED FROM DRAWING "layout plan.dwg" PROVIDED BY CONNELL HATCH.**
2. **COORDINATES FOR TEST LOCATIONS WERE PROVIDED BY CQPA SURVEYORS.**
3. **REFER DRAWING 1 FOR SITE LOCATION.**

Douglas Partners
Geotechnics Environment Groundwater

Sydney, Newcastle, Brisbane, Melbourne, Perth, Darwin

Townsville, Cairns Wyong, Campbelltown, Wollongong

TITLE: TEST LOCATION PLAN, MARINE
Off-Shore Geotechnical Investigation
Wiggins Island Coal Terminal, Gladstone

CLIENT: CENTRAL QUEENSLAND PORTS AUTHORITY			OFFICE: BRISBANE
DRAWN BY: SM	SCALE: 1:12,500 (A3)	PROJECT No: 33824	DRAWING No: 2
APPROVED BY: KAB		DATE: JULY 2006	

Appendix C

Western Basin Investigation Locations (GHD 2008)

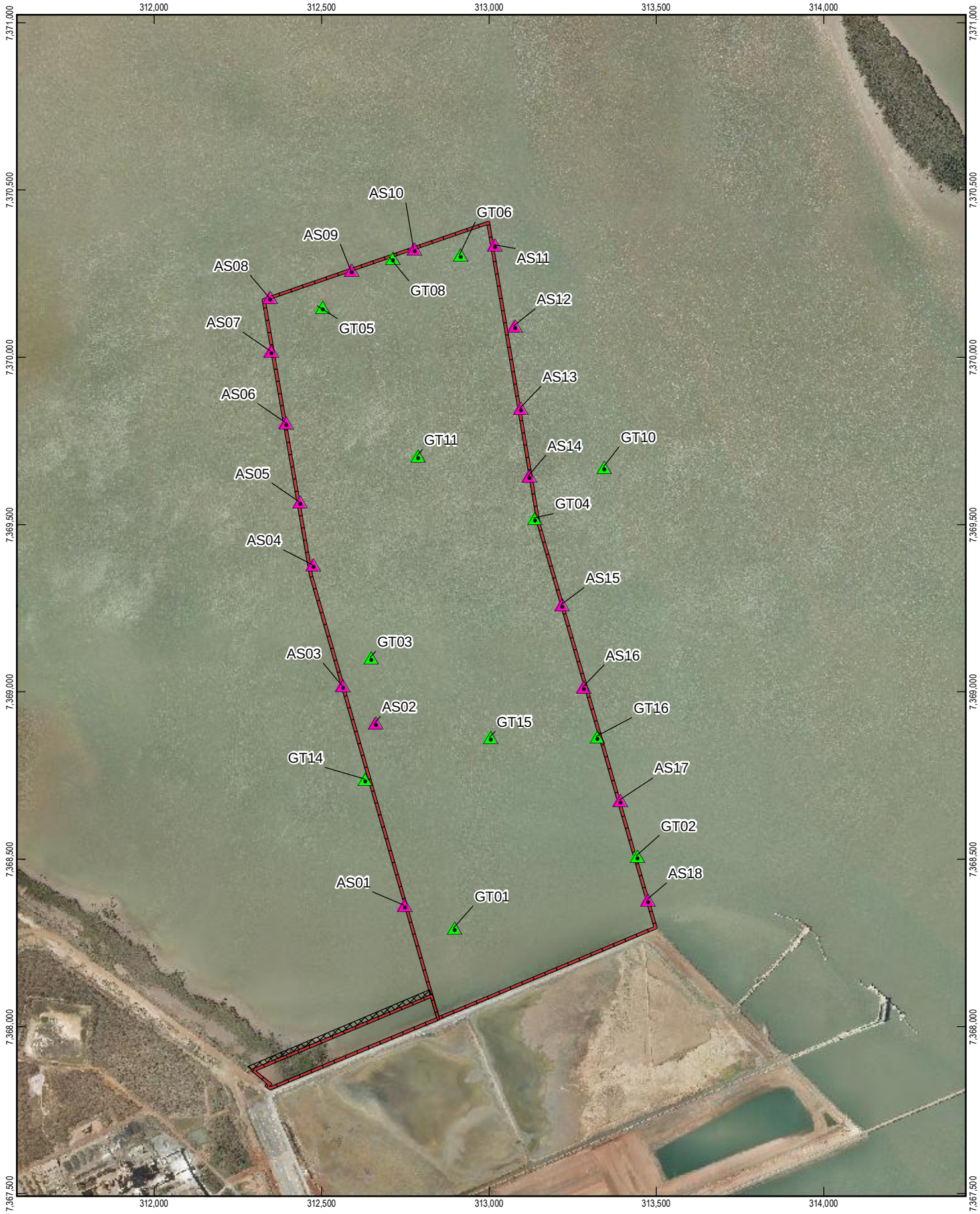

LEGEND

- Acid Sulfate Soil Investigation
- Acid Sulfate Soil and Geotechnical Investigation
- Reclamation Area
- Batter

1:15,000 (at A4)

0 100 200 300 400 500

Metres

Map Projection: Transverse Mercator
Horizontal Datum: Geocentric Datum of Australia 1994
Grid: Map Grid of Australia, Zone 56

N

Gladstone Ports Corporation
Fishermans Landing EIS

Job Number 42-15386
Revision A
Date 29 Jan 2009

Acid Sulfate Soil Investigation Monitoring Location Plan

Figure 5

G:\42\15386\GIS\Projects\42-15386_404_rev_a.mxd

2 / 100 Goondoon Street Gladstone QLD 4680 Australia T 61 7 4972 6377 F 61 7 4972 6236 E gltmail@ghd.com.au W www.ghd.com.au

©2008. While GHD has taken care to ensure the accuracy of this product, GHD Pty Ltd, DIP and GPC make no representations or warranties about its accuracy, completeness or suitability for any particular purpose. GHD Pty Ltd, DIP and GPC cannot accept liability of any kind (whether in contract, tort or otherwise) for any expenses, losses, damages and/or costs (including indirect or consequential damage) which are or may be incurred as a result of the product being inaccurate, incomplete or unsuitable in any way and for any reason.

Data source: Aerial imagery (2005) - ©The State of Queensland (Department of Infrastructure and Planning); Reclamation Area - ©Gladstone Ports Corporation. Created by: T Hatfield

Appendix D

Investigation Locations (URS January 2009)

This drawing is subject to COPYRIGHT. It remains the property of URS Australia Pty Ltd.

ID	Easting	Northing	Longitude	Latitude
BH01	316425	7368679	151.198349	-23.782592
BH02	316689	7368463	151.200912	-23.784573
BH02B	316693	7368461	151.200951	-23.784591
BH03	316460	7368301	151.198645	-23.786009
BH04	316969	7368270	151.203635	-23.786347
BH05	317074	7368002	151.204632	-23.788779
BH06	317331	7367796	151.207127	-23.790668
BH07	317423	7367428	151.207984	-23.794000
BH08A	317725	7367159	151.210914	-23.796463
BH08B	317728	7367160	151.210944	-23.796455
BH09	318109	7367056	151.214669	-23.797437
BH10	318361	7366824	151.217113	-23.799560
BH11	318654	7366665	151.219968	-23.801029
BH12	317536	7368611	151.209240	-23.783333
BH13	316759	7367998	151.201541	-23.788779
BH14	317139	7367692	151.205231	-23.791585
BH15	317747	7368079	151.211244	-23.788160
BH15	317747	7368079	151.211244	-23.788160
BH16	317125	7368707	151.205219	-23.782419
BH17	317377	7367975	151.207601	-23.789057
BH18	316363	7368158	151.197675	-23.787289
BH27	317743	7367967	151.211191	-23.789171
BH27B	317742	7367968	151.211181	-23.789162
BH28	316930	7368499	151.203280	-23.784275
BH28B	316930	7368496	151.203280	-23.784302
BH29	319316	7367379	151.226551	-23.794657
BH30	319596	7367551	151.229320	-23.793136
BH31	317089	7368792	151.204877	-23.781648
BH32	317031	7368698	151.204296	-23.782490
BH33	316986	7368625	151.203845	-23.783144
BH34	316813	7368667	151.202153	-23.782745
BH35	317091	7368464	151.204856	-23.784609
BH36	317596	7367817	151.209730	-23.790508

Source: This map may contain data which is sourced and Copyright. Refer to Section 18.2 of the EIS for Ownership and Copyright.

Client

Project
GLADSTONE LNG PROJECT
MARINE SEDIMENT INVESTIGATION

Title
MARINE SEDIMENT INVESTIGATION
DREDGE AREA/BUND
PLF/JETTY AND MOF

Drawn: RG | Approved: JB | Date: 28-01-2009

Job No: **4262 6220** | File No: 42626220-g-720.wor

Figure: **3**

Rev: A

A4

Appendix E

ASS Investigation Results

Summary Tables of data provided by QGC, collected by ERM

									ASS Field Test				ASS																																
									pH (F)	pH Change	pH OX	Reaction Rate	Acid Neutralising Capacity	Acid Reacted Calcium	Acid Reacted Magnesium	acidity - Acid Neutralising Capacity (19A2)	acidity - Acid Reacted Calcium	acidity - Acid Reacted Magnesium	acidity - Chromium Reducible Sulfur (a-22B)	acidity - Excess Acid Neutralising Capacity	acidity - Peroxide Oxidisable Sulfur	ANC Fineness Factor	Calcium in Peroxide	Chromium Reducible Sulfur	Excess Acid Neutralising Capacity	KCl Extractable Calcium	KCl Extractable Magnesium	KCl Extractable Sulfur	Liming Rate	Magnesium in Peroxide	Net Acidity (acidity units)	Net Acidity (sulfur units)	Peroxide Oxidisable Sulfur	pH KCl	sulfidic - Acid Reacted Calcium	sulfidic - Acid Reacted Magnesium	sulfidic - Excess Acid Neutralising Capacity	sulfidic - Titratable Actual Acidity	sulfidic - Titratable Peroxide Acidity	sulfidic - Titratable Sulfidic Acidity	sulfidic-Acid Neutral	Sulfur in Peroxide	Titratable Actual Acidity	Titratable Peroxide Acidity	Titratable Sulfidic Acidity
									pH Unit	pH Units	pH Unit	Units	m H+/t	%	%	mol h+/t	mole H+/t	mole H+/t	m H+/t	mole H+/t	mole H+/t	-	%	% S	%	%	%	%	kg CaCO3/t	%	mole H+/t	%S	%	pH Unit	% S	%S	%S	%S	%S	%S	%S	%	mole H+/t	mole H+/t	mole H+/t
EQL									0.1		0.1	1	0.01	0.02	0.02	10	10	10	10	10	10	0.5	0.02	0.02	0.02	0.02	0.02	0.02	1	0.02	10	0.02	0.02	0.1	0.01	0.02	0.02	0.02	0.02	0.02	0.01	0.02	2	2	2
National Assessment Guidelines for Dredging- Maximum																																													
National Assessment Guidelines for Dredging- Screening																																													
QASSIT 1998 (Field Screen)									5-14	1	5-14	2																																	
QASSIT 1998 (Minimum)																															18	0.03													
x coord	y coord	Field ID	Core #	Depth (m)	Date Sample	SDG	GC Borelog Approved	Purpose																																					
151.1646	-23.7506	1163	1163	0 - 0.1	15/03/2009	EB0904394		Stage 2	-	-	-	-	17.4	-	-	3470	-	-	34	-	-	1.5	-	0.05	-	-	-	-	<1	-	<10	<0.02	-	9.4	-	-	-	<0.02	-	-	5.57	-	<2	-	-
151.1646	-23.7506	1163	1163	0 - 0.5	15/03/2009	ES0903808		Stage 2	-	-	-	-	-	-	-	-	-	-	-	-	-	-	-	-	-	-	-	-	-	-	-	-	-	-	-	-	-	-	-	-	-	-	-	-	-
151.1646	-23.7506	1163	1163	0 - 0.5	15/03/2009	ES0904163		Stage 2	-	-	-	-	-	-	-	-	-	-	-	-	-	-	-	-	-	-	-	-	-	-	-	-	-	-	-	-	-	-	-	-	-	-	-	-	-
151.1646	-23.7506	1163	1163	0 - 0.5	15/03/2009	ES0904190		Stage 2	-	-	-	-	-	-	-	-	-	-	-	-	-	-	-	-	-	-	-	-	-	-	-	-	-	-	-	-	-	-	-	-	-	-	-	-	-
151.1646	-23.7506	1163	1163	0.3-0.5	15/03/2009	EB0904394		Stage 2	-	-	-	-	6.31	-	-	1260	-	-	402	-	-	1.5	-	0.64	-	-	-	-	<1	-	<10	<0.02	-	8.8	-	-	-	<0.02	-	-	2.02	-	<2	-	-
151.1646	-23.7506	1163	1163	0.5-0.95	15/03/2009	ES0903808		Stage 2	-	-	-	-	-	-	-	-	-	-	-	-	-	-	-	-	-	-	-	-	-	-	-	-	-	-	-	-	-	-	-	-	-	-	-	-	-
151.1646	-23.7506	1163	1163	0.8-0.95	15/03/2009	EB0904394		Stage 2	-	-	-	-	9.4	-	-	1880	-	-	116	-	-	1.5	-	0.19	-	-	-	-	<1	-	<10	<0.02	-	9	-	-	-	<0.02	-	-	3.01	-	<2	-	-
151.1646	-23.7506	1163	1163	0.95-1.5	15/03/2009	ES0903808		Stage 2	-	-	-	-	-	-	-	-	-	-	-	-	-	-	-	-	-	-	-	-	-	-	-	-	-	-	-	-	-	-	-	-	-	-	-	-	-
151.1646	-23.7506	1163	1163	1.3-1.5	15/03/2009	EB0904394		Stage 2	-	-	-	-	1.46	-	-	292	-	-	51	-	-	1.5	-	0.08	-	-	-	-	<1	-	<10	<0.02	-	9.4	-	-	-	<0.02	-	-	0.47	-	<2	-	-
151.1646	-23.7506	1163	1163	1.5-2	15/03/2009	ES0904190		Stage 2	-	-	-	-	-	-	-	-	-	-	-	-	-	-	-	-	-	-	-	-	-	-	-	-	-	-	-	-	-	-	-	-	-	-	-	-	-
151.1646	-23.7506	1163	1163	1.5-2.2	15/03/2009	ES0903808		Stage 2	-	-	-	-	-	-	-	-	-	-	-	-	-	-	-	-	-	-	-	-	-	-	-	-	-	-	-	-	-	-	-	-	-	-	-	-	-
151.1646	-23.7506	1163	1163	1.8-2	15/03/2009	EB0904394		Stage 2	-	-	-	-	0.32	-	-	64	-	-	14	-	-	1.5	-	0.02	-	-	-	-	<1	-	<10	<0.02	-	9.4	-	-	-	<0.02	-	-	0.1	-	<2	-	-
151.1646	-23.7506	1163_0.1	1163	0.1	15/03/2009	Field Test		Stage 2	8.96	2.79	6.17	-	-	-	-	-	-	-	-	-	-	-	-	-	-	-	-	-	-	-	-	-	-	-	-	-	-	-	-	-	-	-	-	-
151.1646	-23.7506	1163_0.25	1163	0.25	15/03/2009	Field Test		Stage 2	8.9	7.2	1.7	1	-	-	-	-	-	-	-	-	-	-	-	-	-	-	-	-	-	-	-	-	-	-	-	-	-	-	-	-	-	-	-	-	-
151.1646	-23.7506	1163_0.5	1163	0.5	15/03/2009	Field Test		Stage 2	8.84	3.44	5.4	1	-	-	-	-	-	-	-	-	-	-	-	-	-	-	-	-	-	-	-	-	-	-	-	-	-	-	-	-	-	-	-	-	-
151.1646	-23.7506	1163_0.75	1163	0.75	15/03/2009	Field Test		Stage 2	9.03	7.03	2	1	-	-	-	-	-	-	-	-	-	-	-	-	-	-	-	-	-	-	-	-	-	-	-	-	-	-	-	-	-	-	-	-	-
151.1646	-23.7506	1163_1	1163	1	15/03/2009	Field Test		Stage 2	8.27	2.31	5.96	-	-	-	-	-	-	-	-	-	-	-	-	-	-	-	-	-	-	-	-	-	-	-	-	-	-	-	-	-	-	-	-	-	-
151.1646	-23.7506	1163_1.25	1163	1.25	15/03/2009	Field Test		Stage 2	8.18	2.17	6.01	-	-	-	-	-	-	-	-	-	-	-	-	-	-	-	-	-	-	-	-	-	-	-	-	-	-	-	-	-	-	-	-	-	-
151.1646	-23.7506	1163_1.5	1163	1.5	15/03/2009	Field Test		Stage 2	8.12	2.35	5.77	-	-	-	-	-	-	-	-	-	-	-	-	-	-	-	-	-	-	-	-	-	-	-	-	-	-	-	-	-	-	-	-	-	-
151.1646	-23.7506	1163_1.75	1163	1.75	15/03/2009	Field Test		Stage 2	8.2	2.17	6.03	-	-	-	-	-	-	-	-	-	-	-	-	-	-	-	-	-	-	-	-	-	-	-	-	-	-	-	-	-	-	-	-	-	-
151.1646	-23.7506	1163_2	1163	2	15/03/2009	Field Test		Stage 2	8.21	2.54	5.67	-	-	-	-	-	-	-	-	-	-	-	-	-	-	-	-	-	-	-	-	-	-	-	-	-	-	-	-	-	-	-	-	-	-
151.1646	-23.7506	1163_2.2	1163	2.2	15/03/2009	Field Test		Stage 2	7.55	1.84	5.71	-	-	-	-	-	-	-	-	-	-	-	-	-	-	-	-	-	-	-	-	-	-	-	-	-	-	-	-	-	-	-	-	-	-
151.1646	-23.7506	D01_1503	1163	0 - 0.5	15/03/2009	ES0903808		Stage 2	-	-	-	-	-	-	-	-	-	-	-	-	-	-	-	-	-	-	-	-	-	-	-	-	-	-	-	-	-	-	-	-	-	-	-	-	-
151.1646	-23.7506	D02_1503	1163	0.95-1.5	15/03/2009	ES0903808		Stage 2	-	-	-	-	-	-	-	-	-	-	-	-	-	-	-	-	-	-	-	-	-	-	-	-	-	-	-	-	-	-	-	-	-	-	-	-	-
151.1646	-23.7506	D03_1503	1163	1.5-2.2	15/03/2009	ES0903808		Stage 2	-	-	-	-	-	-	-	-	-	-	-	-	-	-	-	-	-	-	-	-	-	-	-	-	-	-	-	-	-	-	-	-	-	-	-	-	-
151.1651	-23.7528	1119	1119	0 - 0.1	15/03/2009	EB0904394		Stage 2	-	-	-	-	21.6	-	-	4320	-	-	39	-	-	1.5	-	0.06	-	-	-	-	<1	-	<10	<0.02	-	9.3	-	-	-	<0.02	-	-	6.92	-	<2	-	-
151.1651	-23.7528	1119	1119	0 - 0.5	15/03/2009	ES0903808		Stage 2	-	-	-	-	-	-	-	-	-	-	-	-	-	-	-	-	-	-	-	-	-	-	-	-	-	-	-	-	-	-	-	-	-	-	-	-	-
151.1651	-23.7528	1119	1119	0 - 0.5	15/03/2009	ES0904190		Stage 2	-	-	-	-	-	-	-	-	-	-	-	-	-	-	-	-	-	-	-	-	-	-	-	-	-	-	-	-	-	-	-	-	-	-	-	-	-
151.1651	-23.7528	1119	1119	0.3-0.5	15/03/2009	EB0904394		Stage 2	-	-	-	-	8.94	-	-	1790	-	-	186	-	-	1.5	-	0.3	-	-	-	-	<1	-	<10	<0.02	-	9.1	-	-	-	<0.02	-	-	2.86	-	<2	-	-
151.1651	-23.7528	1119	1119	0.5-1	15/03/2009	ES0903808		Stage 2	-	-	-	-	-	-	-	-	-	-	-	-	-	-	-	-	-	-	-	-	-	-	-	-	-	-	-	-	-	-	-	-	-	-	-	-	-
151.1651	-23.7528	1119	1119	0.8-1	15/03/2009	EB0904394		Stage 2	-	-	-	-	8.03	-	-	1600	-	-	433	-	-	1.5	-	0.69	-	-	-	-	<1	-	<10	<0.02	-	8.7	-	-	-	<0.02	-	-	2.57	-	<2	-	-
151.1651	-23.7528	1119	1119	1.3-1.5	15/03/2009	EB0904394		Stage 2	-	-	-	-	10.5	-	-	2100	-	-	460	-	-	1.5	-	0.74	-	-	-	-	<1	-	<10	<0.02	-	8.6	-	-	-	<0.02	-	-	3.37	-	<2	-	-
151.1651	-23.7528	1119	1119	1.5-2	15/03/2009	ES0904190		Stage 2	-	-	-	-	-	-	-	-	-	-	-	-	-	-	-	-	-	-	-	-	-	-	-	-	-	-	-	-	-	-	-	-	-	-	-	-	-
151.1651	-23.7528	1119	1119	1.6-2	15/03/2009	ES0903808		Stage 2	-	-	-	-	-	-	-	-	-	-	-	-	-	-	-	-	-	-	-	-	-	-	-	-	-	-	-	-	-	-	-	-	-	-	-	-	-
151.1651	-23.7528	1119	1119	1.8-2	15/03/2009	EB0904394		Stage 2	-	-	-	-	5.09	-	-	1020	-	-	109	-	-	1.5	-	0.17	-	-	-	-	<1	-	<10	<0.02	-	9.1	-	-	-	<0.02	-	-	1.63	-	<2	-	-
151.1651	-23.7528	1119	1119	1-1.6	15/03/2009	ES0903808		Stage 2	-	-	-	-	-	-	-	-	-	-	-	-	-	-	-	-	-	-	-	-	-	-	-	-	-	-	-	-	-	-	-	-	-	-	-	-	-
151.1651	-23.7528	1119	1119	2.3-2.5	15/03/2009	EB0904394		Stage 2	-	-	-	-	1.08	-	-	216	-	-	131	-	-	1.5	-	0.21	-	-	-	-	<1	-	<10	<0.02	-	8.8	-	-	-	<0.02	-	-	0.35	-	<2	-	-
151.1651	-23.7528	1119	1119	2.5-3	15/03/2009	ES0904190		Stage 2	-	-	-	-	-	-	-	-	-	-	-	-	-	-	-	-	-	-	-	-	-	-	-	-	-	-	-	-	-	-	-	-	-	-	-	-	-
151.1651	-23.7528	1119	1119	2.8-3	15/03/2009	EB0904394		Stage 2	-	-	-	-	3.37	-	-	672	-	-	803	-	-	1.5	-	1.29	-	-	-	-	27	-	355	0.57	-	8.5	-	-	-	<0.02	-	-	1.08	-	<2	-	-
151.1651	-23.7528	1119	1119	2-3	15/03/2009	ES0903808		Stage 2	-	-	-	-	-	-	-	-	-	-	-	-	-	-	-	-	-	-	-	-	-	-	-	-	-	-	-	-	-	-	-	-	-	-	-	-	-
151.1651	-23.7528	1119	1119	3.3-3.5	15/03/2009	EB0904394		Stage 2	-	-	-	-	1.08	-	-	216	-	-	14	-	-	1.5	-	0.02	-	-	-	-	<1	-	<10	<0.02	-	9	-	-	-	<0.02	-	-	0.35	-	<2	-	-
151.1651	-23.7528	1119	1119	3-3.6	15/03/2009	ES0903808		Stage 2	-	-	-	-	-	-	-	-	-	-	-	-	-	-	-	-	-	-	-	-	-	-	-	-	-	-	-	-	-	-	-	-	-	-	-	-	-
151.1651	-23.7528	1119_0.1	1119	0.1	15/03/2009	Field Test		Stage 2	8.49	2.61	5.88	-	-	-	-	-	-	-	-	-	-	-	-	-	-	-	-	-	-	-	-	-	-	-	-	-	-	-	-	-	-	-	-	-	-
151.1651	-23.7528	1119_0.25	1119	0.25	15/03/2009	Field Test		Stage 2	8.9	2.87	6.03	-	-	-	-	-	-	-	-	-	-	-	-	-	-	-	-	-	-	-	-	-	-	-	-	-	-	-	-	-	-	-	-	-	-
151.1651	-23.7528	1119_0.5	1119	0.5	15/03/2009	Field Test		Stage 2	8.86	3.51	5.35	-	-	-	-	-	-	-	-	-	-	-	-	-	-	-	-	-	-	-	-	-	-	-	-	-	-	-	-	-	-	-	-	-	-
151.1651	-23.7528	1119_0.75	1119	0.75	15/03/2009	Field Test		Stage 2	8.63	2.69	5.94	-	-	-	-	-	-	-	-	-	-	-	-	-	-	-	-	-	-	-	-	-	-	-	-	-	-	-	-	-	-	-	-	-	-
151.1651	-23.7528	1119_1	1119	1	15/03/2009	Field Test		Stage 2	8.91	5.12	3.79	3	-	-	-	-	-	-	-	-	-	-	-	-	-	-	-	-	-	-	-	-	-	-	-	-	-	-	-	-	-	-	-	-	-
151.1651	-23.7528	1119_1.25	1119	1.25	15/03/2009	Field Test		Stage 2	8.73	4.95	3.78	1	-	-	-	-	-	-	-	-	-	-	-	-	-	-	-	-	-	-	-	-	-	-	-	-	-	-	-	-	-	-	-	-	-
151.1651	-23.7528	1119_1.5	1119	1.5	15/03/2009	Field Test		Stage 2	8.84	6.14	2.7	1	-	-	-	-	-	-	-	-	-	-	-	-	-	-	-	-	-	-	-	-	-	-	-	-	-	-	-	-	-	-	-	-	-
151.1651	-23.7528	1119_1.75	1119	1.75	15/03/2009	Field Test		Stage 2	8.04	2.29	5.75	1	-	-	-	-	-	-	-	-	-	-	-	-	-	-	-	-	-	-	-	-	-	-	-	-	-	-	-	-	-	-	-	-	-
151.1651	-23.7528	1119_2	1119	2	15/03/2009	Field Test		Stage 2	8.28	5.69	2.59	4	-	-	-	-	-	-	-	-	-	-	-	-	-	-	-	-	-	-	-	-	-	-	-	-	-	-	-	-	-	-	-	-	-
151.1651	-23.7528	1119_2.25	1119	2.25	15/03/2009	Field Test		Stage 2	8.02	5.83	2.19	-	-	-	-	-	-	-	-	-	-	-	-	-	-	-	-	-	-	-	-	-	-	-	-	-	-	-	-	-	-	-	-	-	-
151.1651	-23.7528	1119_2.5	1119	2.5	15/03/2009	Field Test		Stage 2	7.73	5.85	1.88	4	-	-	-	-	-	-	-	-	-	-	-	-	-	-	-	-	-	-	-	-	-	-	-	-	-	-	-	-	-	-	-	-	-
151.1651	-23.7528	1119_2.75	1119	2.75	15/03/2009	Field Test		Stage 2	7.97	6.06	1.91	-	-	-	-	-	-	-	-	-	-	-	-	-	-	-	-	-	-	-	-	-	-	-	-	-	-	-	-	-	-	-	-	-	-
151.1651	-23.7528	1119_3	1119	3	15/03/2009	Field Test		Stage 2	7.96	6.45	1.51	4	-	-	-	-	-	-	-	-	-	-	-	-	-	-	-	-	-	-	-	-	-	-	-	-	-	-	-	-	-	-	-	-	-
151.1651	-23.7528	1119_3.25	1119	3.25	15/03/2009	Field Test		Stage 2	8.54	2.51	6.03	-	-	-	-	-	-	-	-	-	-	-	-	-	-	-	-	-	-	-	-	-	-	-	-	-	-	-	-	-	-	-	-	-	-
151.1651	-23.7528	1119_3.5	1119	3.5	15/03/2009	Field Test		Stage 2	8.2	2.15	6.05	-	-	-	-	-	-	-	-	-	-	-	-	-	-	-	-	-	-	-	-	-	-	-	-	-	-	-	-	-	-	-	-	-	-
151.1654	-23.7542	1070	1070	0 - 0.1	26/02/2009	EB0903447		Stage 2	-	-	-	-	9.49	-	-	1900	-	-	157	-	-	1.5	-	0.25	-	-	-	-	<1	-	<10	<0.02	-	8.9	3.04	-	-	<0.02	-	-	-	-	<2	-	-	-
151.1654	-23.7542	1070	1070	0 - 0.5	26/02/2009	ES0902935		Stage 2	-	-	-	-	-	-	-	-	-	-	-	-	-	-	-	-	-	-	-	-	-	-	-	-	-	-	-	-	-	-	-	-	-	-	-	-	-
151.1654	-23.7542	1070	1070	0 - 0.5	26/02/2009	ES0903492		Stage 2	-	-	-	-	-	-	-	-	-	-	-	-	-	-	-	-	-	-	-	-	-	-	-	-	-	-	-	-	-	-	-	-	-	-	-	-	-
151.1654	-23.7542	1070	1070	0.3-0.5	26/02/2009	EB0903447		Stage 2	-	-	-	-	7.83	-	-	1560	-	-	339	-	-	1.5	-	0.54	-	-	-	-	<1	-	<10	<0.02	-	8.8	2.51	-	-	<0.02	-	-	-	-	<2	-	-	-
151.1654	-23.7542	1070	1070	0.5-0.75	26/02/2009	ES0902935		Stage 2	-	-	-	-	-	-	-	-	-	-	-	-	-	-	-	-	-	-	-	-	-	-	-	-	-	-	-	-	-	-	-	-	-	-	-	-	-
151.1654	-23.7542	1070	1070	0.75-1.25	26/02/2009	ES0902935		Stage 2	-	-	-	-	-	-	-	-	-	-	-	-	-	-	-	-	-	-	-	-	-	-	-	-	-	-	-	-	-	-	-	-	-	-	-	-	-
151.1654	-23.7542	1070	1070	0.8-1	26/02/2009	EB0903447		Stage 2	-	-	-	-	0.52	-	-	104	-	-	<10	-	-	1.5	-	<0.02	-	-	-	-	<1	-	<10	<0.02	-	8.8	0.17	-	-	<0.02	-	-	-	-	<2	-	-	-
151.1654	-23.7542	1070	1070	1.25-1.5	26/02/2009	ES0902935		Stage 2	-	-	-	-	-	-	-	-	-	-	-	-	-	-	-	-	-	-	-	-	-	-	-	-	-	-	-	-	-	-	-	-	-	-	-	-	-
151.1654	-23.7542	1070	1070	1.3-1.5	26/02/2009	EB0903447		Stage 2	-	-	-	-	0.15	-	-	30	-	-	<10	-	-	1.5	-	<0.02	-	-	-	-	<1	-	<10	<0.02	-	7.2	0.05	-	-	<0.02	-	-	-	-	<2	-	-	-
151.1654	-23.7542	1070	1070	1.5-2.2	26/02/2009	ES0902935		Stage 2	-	-	-	-	-	-	-	-	-	-	-	-	-	-	-	-	-	-	-	-	-	-	-	-	-	-	-	-	-	-	-	-	-	-	-	-	-
151.1654	-23.7542	1070	1070	1.8-2	26/02/2009	EB0903447		Stage 2	-	-	-	-	0.08	-	-	15	-	-	<10	-	-	1.5	-	<0.02	-	-	-	-	<1	-	<10	<0.02	-	7.5	0.02	-	-	<0.02	-	-	-	-	<2	-	-	-
151.1654	-23.7542	1070	1070	1-1.5	26/02/2009	ES0903492		Stage 2	-	-	-	-	-	-	-	-	-	-	-	-	-	-	-	-	-	-	-	-	-	-	-	-	-	-	-	-	-	-	-	-	-	-	-	-	-
151.1654	-23.7542	1070	1070	2.2-3	26/02/2009	ES0902935		Stage 2	-	-	-	-	-	-	-	-	-	-	-	-	-	-	-	-	-	-	-	-	-	-	-	-	-	-	-	-	-	-	-	-	-	-	-	-	-
151.1654	-23.7542	1070	1070	2.3-2.5	26/02/2009	EB0903447		Stage 2	-	-	-	-	0.15	-	-	30	-	-	<10	-	-	1.5	-	<0.02	-	-	-	-	<1	-	<10	<0.02	-	8.8	0.05	-	-	<0.02	-	-	-	-	<2	-	-	-
151.1654	-23.7542	1070	1070	2.8-3	26/02/2009	EB0903447		Stage 2	-	-	-	-	0.43	-	-	86	-	-	<10	-	-	1.5	-	<0.02	-	-	-	-	<1	-	<10	<0.02	-	8.8	0.14	-	-	<0.02	-	-	-	-	<2	-	-	-
151.1654	-23.7542	1070	1070	3.3-3.5	26/02/2009	EB0903447		Stage 2	-	-	-	-	0.62	-	-	124	-	-	<10	-	-	1.5	-	<0.02	-	-	-	-	<1	-	<10	<0.02	-	9.4	0.2	-	-	<0.02	-	-	-	-	<2	-	-	-
151.1654	-23.7542	1070	1070	3.8-4.1	26/02/2009	EB0903447		Stage 2	-	-	-	-	0.27	-	-	54	-	-	<10	-	-	1.5	-	<0.02	-	-	-	-	<1	-	<10	<0.02	-	9.2	0.09	-	-	<0.02	-	-	-	-	<2	-	-	-
151.1654	-23.7542	1070	1070	3-4.1	26/02/2009	ES0902935		Stage 2	-	-	-	-	-	-	-	-	-	-	-	-	-	-	-	-	-	-	-	-	-	-	-	-	-	-	-	-	-	-	-	-	-	-	-	-	-
151.1654	-23.7542	1070_0.1	1070	0.1	26/02/2009	Field Test		Stage 2	8.81	6.4	2.41	2	-	-	-	-	-	-	-	-	-	-	-	-	-	-	-	-	-	-	-	-	-	-	-	-	-	-	-	-	-	-	-	-	-
151.1654	-23.7542	1070_0.25	1070	0.25	26/02/2009	Field Test		Stage 2	8.8	4.63	4.17	3	-	-	-	-	-	-	-	-	-	-	-	-	-	-	-	-	-	-	-	-	-	-	-	-	-	-	-	-	-	-	-	-	-
151.1654	-23.7542	1070_0.5	1070	0.5	26/02/2009	Field Test		Stage 2	8.74	5.02	3.72	2	-	-	-	-	-	-	-	-	-	-	-	-	-	-	-	-	-	-	-	-	-	-	-	-	-	-	-	-	-	-	-	-	-
151.1654	-23.7542	1070_0.75	1070	0.75	26/02/2009	Field Test		Stage 2	8.54	5.69	2.85	1	-	-	-	-	-	-	-	-	-	-	-	-	-	-	-	-	-	-	-	-	-	-	-	-	-	-	-	-	-	-	-	-	-
151.1654	-23.7542	1070_1	1070	1	26/02/2009	Field Test		Stage 2	8.75	2.63	6.12	-	-	-	-	-	-	-	-	-	-	-	-	-	-	-	-	-	-	-	-	-	-	-	-	-	-	-	-	-	-	-	-	-	-
151.1654	-23.7542	1070_1.25	1070	1.25	26/02/2009	Field Test		Stage 2	7.63	1.63	6	-	-	-	-	-	-	-	-	-	-	-	-	-	-	-	-	-	-	-	-	-	-	-	-	-	-	-	-	-	-	-	-	-	-
151.1654	-23.7542	1070_1.5	1070	1.5	26/02/2009	Field Test		Stage 2	7.31	1.59	5.72	-	-	-	-	-	-	-	-	-	-	-	-	-	-	-	-	-	-	-	-	-	-	-	-	-	-	-	-	-	-	-	-	-	-
151.1654	-23.7542	1070_1.75	1070	1.75	26/02/2009	Field Test		Stage 2	7.13	1.56	5.57	-	-	-	-	-	-	-	-	-	-	-	-	-	-	-	-	-	-	-	-	-	-	-	-	-	-	-	-	-	-	-	-	-	-
151.1654	-23.7542	1070_2	1070	2	26/02/2009	Field Test		Stage 2	7.37	1.35	6.02	-	-	-	-	-	-	-	-	-	-	-	-	-	-	-	-	-	-	-	-	-	-	-	-	-	-	-	-	-	-	-	-	-	-
151.1654	-23.7542	1070_2.25	1070	2.25	26/02/2009	Field Test		Stage 2	7.02	1.45	5.57	-	-	-	-	-	-	-	-	-	-	-	-	-	-	-	-	-	-	-	-	-	-	-	-	-	-	-	-	-	-	-	-	-	-
151.1654	-23.7542	1070_2.5	1070	2.5	26/02/2009	Field Test		Stage 2	7.04	1.54	5.5	-	-	-	-	-	-	-	-	-	-	-	-	-	-	-	-	-	-	-	-	-	-	-	-	-	-	-	-	-	-	-	-	-	-
151.1654	-23.7542	1070_2.75	1070	2.75	26/02/2009	Field Test		Stage 2	7.07	1.6	5.47	-	-	-	-	-	-	-	-	-	-	-	-	-	-	-	-	-	-	-	-	-	-	-	-	-	-	-	-	-	-	-	-	-	-
151.1654	-23.7542	1070_3	1070	3	26/02/2009	Field Test		Stage 2	6.97	1.52	5.45	-	-	-	-	-	-	-	-	-	-	-	-	-	-	-	-	-	-	-	-	-	-	-	-	-	-	-	-	-	-	-	-	-	-
151.1654	-23.7542	1070_3.25	1070	3.25	26/02/2009	Field Test		Stage 2	7	1.52	5.48	-	-	-	-	-	-	-	-	-	-	-	-	-	-	-	-	-	-	-	-	-	-	-	-	-	-	-	-	-	-	-	-	-	-
151.1654	-23.7542	1070_3.5	1070	3.5	26/02/2009	Field Test		Stage 2	7.08	1.58	5.5	-	-	-	-	-	-	-	-	-	-	-	-	-	-	-	-	-	-	-	-	-	-	-	-	-	-	-	-	-	-	-	-	-	-
151.1654	-23.7542	1070_3.75	1070	3.75	26/02/2009	Field Test		Stage 2	6.98	1.81	5.17	-	-	-	-	-	-	-	-	-	-	-	-	-	-	-	-	-	-	-	-	-	-	-	-	-	-	-	-	-	-	-	-	-	-
151.1654	-23.7542	1070_4	1070	4	26/02/2009	Field Test		Stage 2	7.13	1.7	5.43	-	-	-	-	-	-	-	-	-	-	-	-	-	-	-	-	-	-	-	-	-	-	-	-	-	-	-	-	-	-	-	-	-	-
151.1656	-23.7555	1073	1073	0 - 0.1	1/03/2009	EB0903492		Stage 2	-	-	-	-	12	-	-	2400	-	-	61	-	-	1.5	-	0.1	-	-	-	-	<1	-	<10	<0.02	-	9	-	-	-	<0.02	-	-	3.86	-	<2	-	-
151.1656	-23.7555	1073	1073	0 - 0.5	1/03/2009	ES0903029		Stage 2	-	-	-	-	-	-	-	-	-	-	-	-	-	-	-	-	-	-	-	-	-	-	-	-	-	-	-	-	-	-	-	-	-	-	-	-	-
151.1656	-23.7555	1073	1073	0.3-0.5	1/03/2009	EB0903492		Stage 2	-	-	-	-	11.7	-	-	2330	-	-	202	-	-	1.5	-	0.32	-	-	-	-	<1	-	<10	<0.02	-	8.9	-	-	-	<0.02	-	-	3.74	-	<2	-	-
151.1656	-23.7555	1073	1073	0.5-1.2	1/03/2009	ES0903029		Stage 2	-	-	-	-	-	-	-	-	-	-	-	-	-	-	-	-	-	-	-	-	-	-	-	-	-	-	-	-	-	-	-	-	-	-	-	-	-
151.1656	-23.7555	1073	1073	0.8-1	1/03/2009	EB0903492		Stage 2	-	-	-	-	20.7	-	-	4140	-	-	221	-	-	1.5	-	0.35	-	-	-	-	<1	-	<10	<0.02	-	8.7	-	-	-	<0.02	-	-	6.64	-	<2	-	-
151.1656	-23.7555	1073	1073	1.2-1.5	1/03/2009	ES0903029		Stage 2	-	-	-	-	-	-	-	-	-	-	-	-	-	-	-	-	-	-	-	-	-	-	-	-	-	-	-	-	-	-	-	-	-	-	-	-	-

ERM

GEO COASTAL Operations

x coord	y coord	Field ID	Core #	Depth (m)	Date Sampled	SDG	GC Borelog Approved	Purpose	pH (F)	pH Change	pH OX	Reaction Rate	Acid Neutralising Capacity	Acid Reacted Calcium	Acid Reacted Magnesium	acidity - Acid Neutralising Capacity (19A2)	acidity - Acid Reacted Calcium	acidity - Acid Reacted Magnesium	acidity - Chromium Reducible Sulfur (a-22B)	acidity - Excess Acid Neutralising Capacity	acidity - Peroxide Oxidisable Sulfur	ANC Fineness Factor	Calcium in Peroxide	Chromium Reducible Sulfur	Excess Acid Neutralising Capacity	KCl Extractable Calcium	KCl Extractable Magnesium	KCl Extractable Sulfur	Liming Rate	Magnesium in Peroxide	Net Acidity (acidity units)	Net Acidity (sulfur units)	Peroxide Oxidisable Sulfur	pH KCl	sulfidic - Acid Reacted Calcium	sulfidic - Acid Reacted Magnesium	sulfidic - Excess Acid Neutralising Capacity	sulfidic - Titratable Actual Acidity	sulfidic - Titratable Peroxide Acidity	sulfidic - Titratable Sulfidic Acidity	sulfidic-Acid Neutral	Sulfur in Peroxide	Titratable Actual Acidity	Titratable Peroxide Acidity	Titratable Sulfidic Acidity
									ASS Field Test				ASS																																
									pH Unit	pH Units	pH Unit	Units	m H+/t	%	%	mol h+/t	mole H+/t	mole H+/t	m H+/t	mole H+/t	mole H+/t	-	%	%S	%	%	%	%	kg CaCO3/t	%	mole H+/t	%S	%	pH Unit	% S	%S	%S	%S	%S	%S	%S	%	mole H+/t	mole H+/t	mole H+/t
EQL									0.1		0.1	1	0.01	0.02	0.02	10	10	10	10	10	10	0.5	0.02	0.02	0.02	0.02	0.02	0.02	1	0.02	10	0.02	0.02	0.1	0.01	0.02	0.02	0.02	0.02	0.02	0.01	0.02	2	2	2
National Assessment Guidelines for Dredging- Maximum																																													
National Assessment Guidelines for Dredging- Screening																																													
QASSIT 1998 (Field Screen)									5-14	1	5-14	2																																	
QASSIT 1998 (Minimum)																															18	0.03													
151.1656	-23.7555	1073	1073	1.3-1.5	1/03/2009	EB0903492		Stage 2	-	-	-	-	10.1	-	-	2030	-	-	39	-	-	1.5	-	0.06	-	-	-	-	<1	-	<10	<0.02	-	9	-	-	-	<0.02	-	-	3.25	-	<2	-	-
151.1656	-23.7555	1073	1073	1.5-2	1/03/2009	ES0903492		Stage 2	-	-	-	-	-	-	-	-	-	-	-	-	-	-	-	-	-	-	-	-	-	-	-	-	-	-	-	-	-	-	-	-	-	-	-	-	-
151.1656	-23.7555	1073	1073	1.5-2.25	1/03/2009	ES0903029		Stage 2	-	-	-	-	-	-	-	-	-	-	-	-	-	-	-	-	-	-	-	-	-	-	-	-	-	-	-	-	-	-	-	-	-	-	-	-	-
151.1656	-23.7555	1073	1073	1.8-2	1/03/2009	EB0903492		Stage 2	-	-	-	-	10.2	-	-	2040	-	-	17	-	-	1.5	-	0.03	-	-	-	-	<1	-	<10	<0.02	-	9.2	-	-	-	<0.02	-	-	3.27	-	<2	-	-
151.1656	-23.7555	1073	1073	2.25-3	1/03/2009	ES0903029		Stage 2	-	-	-	-	-	-	-	-	-	-	-	-	-	-	-	-	-	-	-	-	-	-	-	-	-	-	-	-	-	-	-	-	-	-	-	-	-
151.1656	-23.7555	1073	1073	2.3-2.5	1/03/2009	EB0903492		Stage 2	-	-	-	-	10	-	-	2000	-	-	<10	-	-	1.5	-	<0.02	-	-	-	-	<1	-	<10	<0.02	-	7.6	-	-	-	<0.02	-	-	3.2	-	<2	-	-
151.1656	-23.7555	1073	1073	2.8-3	1/03/2009	EB0903492		Stage 2	-	-	-	-	18.6	-	-	3720	-	-	71	-	-	1.5	-	0.11	-	-	-	-	<1	-	<10	<0.02	-	9.1	-	-	-	<0.02	-	-	5.96	-	<2	-	-
151.1656	-23.7555	1073_0.1	1073	0.1	1/03/2009	Field Test		Stage 2	8.69	2.73	5.96	-	-	-	-	-	-	-	-	-	-	-	-	-	-	-	-	-	-	-	-	-	-	-	-	-	-	-	-	-	-	-	-	-	-
151.1656	-23.7555	1073_0.25	1073	0.25	1/03/2009	Field Test		Stage 2	9	7.46	1.54	1	-	-	-	-	-	-	-	-	-	-	-	-	-	-	-	-	-	-	-	-	-	-	-	-	-	-	-	-	-	-	-	-	-
151.1656	-23.7555	1073_0.5	1073	0.5	1/03/2009	Field Test		Stage 2	8.55	2.87	5.68	1	-	-	-	-	-	-	-	-	-	-	-	-	-	-	-	-	-	-	-	-	-	-	-	-	-	-	-	-	-	-	-	-	-
151.1656	-23.7555	1073_0.75	1073	0.75	1/03/2009	Field Test		Stage 2	8.78	3.53	5.25	-	-	-	-	-	-	-	-	-	-	-	-	-	-	-	-	-	-	-	-	-	-	-	-	-	-	-	-	-	-	-	-	-	-
151.1656	-23.7555	1073_1	1073	1	1/03/2009	Field Test		Stage 2	8.78	3.08	5.7	-	-	-	-	-	-	-	-	-	-	-	-	-	-	-	-	-	-	-	-	-	-	-	-	-	-	-	-	-	-	-	-	-	-
151.1656	-23.7555	1073_1.25	1073	1.25	1/03/2009	Field Test		Stage 2	9.04	2.94	6.1	-	-	-	-	-	-	-	-	-	-	-	-	-	-	-	-	-	-	-	-	-	-	-	-	-	-	-	-	-	-	-	-	-	-
151.1656	-23.7555	1073_1.5	1073	1.5	1/03/2009	Field Test		Stage 2	8.9	2.79	6.11	-	-	-	-	-	-	-	-	-	-	-	-	-	-	-	-	-	-	-	-	-	-	-	-	-	-	-	-	-	-	-	-	-	-
151.1656	-23.7555	1073_1.75	1073	1.75	1/03/2009	Field Test		Stage 2	8.64	2.55	6.09	-	-	-	-	-	-	-	-	-	-	-	-	-	-	-	-	-	-	-	-	-	-	-	-	-	-	-	-	-	-	-	-	-	-
151.1656	-23.7555	1073_2	1073	2	1/03/2009	Field Test		Stage 2	8.75	2.9	5.85	-	-	-	-	-	-	-	-	-	-	-	-	-	-	-	-	-	-	-	-	-	-	-	-	-	-	-	-	-	-	-	-	-	-
151.1656	-23.7555	1073_2.25	1073	2.25	1/03/2009	Field Test		Stage 2	8.03	2.32	5.71	-	-	-	-	-	-	-	-	-	-	-	-	-	-	-	-	-	-	-	-	-	-	-	-	-	-	-	-	-	-	-	-	-	-
151.1656	-23.7555	1073_2.5	1073	2.5	1/03/2009	Field Test		Stage 2	6.78	1.51	5.27	-	-	-	-	-	-	-	-	-	-	-	-	-	-	-	-	-	-	-	-	-	-	-	-	-	-	-	-	-	-	-	-	-	-
151.1656	-23.7555	1073_2.75	1073	2.75	1/03/2009	Field Test		Stage 2	6.73	1.33	5.4	-	-	-	-	-	-	-	-	-	-	-	-	-	-	-	-	-	-	-	-	-	-	-	-	-	-	-	-	-	-	-	-	-	-
151.1656	-23.7555	1073_3	1073	3	1/03/2009	Field Test		Stage 2	6.57	1.27	5.3	-	-	-	-	-	-	-	-	-	-	-	-	-	-	-	-	-	-	-	-	-	-	-	-	-	-	-	-	-	-	-	-	-	-
151.1658	-23.7591	DR# 39 GC	SAP39	0.5-1	16/01/2009	ES0901087		Stage 3	-	-	-	-	-	-	-	-	-	-	-	-	-	-	-	-	-	-	-	-	-	-	-	-	-	-	-	-	-	-	-	-	-	-	-	-	-
151.1658	-23.7591	DR# 39 GC	SAP39	0 - 0.5	16/01/2009	ES0901087		Stage 3	-	-	-	-	-	-	-	-	-	-	-	-	-	-	-	-	-	-	-	-	-	-	-	-	-	-	-	-	-	-	-	-	-	-	-	-	-
151.1658	-23.7591	DR#39 GC	SAP39	0 - 0.1	16/01/2009	EB0900886		Stage 3	-	-	-	-	18.6	-	-	3720	-	-	122	-	-	1.5	-	0.2	-	-	-	-	<1	-	<10	<0.02	-	8.9	-	-	-	<0.02	-	-	5.96	-	<2	-	-
151.1658	-23.7591	DR#39 GC	SAP39	0.3-0.5	16/01/2009	EB0900886		Stage 3	-	-	-	-	18.4	-	-	3680	-	-	263	-	-	1.5	-	0.42	-	-	-	-	<1	-	<10	<0.02	-	8.9	-	-	-	<0.02	-	-	5.9	-	<2	-	-
151.1658	-23.7591	DR#39 GC	SAP39	0.8-1	16/01/2009	EB0900886		Stage 3	-	-	-	-	5.17	-	-	1030	-	-	398	-	-	1.5	-	0.64	-	-	-	-	<1	-	<10	<0.02	-	8.7	-	-	-	<0.02	-	-	1.66	-	<2	-	-
151.1658	-23.7591	DR#39 GC	SAP39	1.3-1.5	16/01/2009	EB0900886		Stage 3	-	-	-	-	0.43	-	-	87	-	-	12	-	-	1.5	-	0.02	-	-	-	-	<1	-	<10	<0.02	-	8.6	-	-	-	<0.02	-	-	0.14	-	<2	-	-
151.1658	-23.7591	DR#39 GC	SAP39	1.9-2.1	16/01/2009	EB0900886		Stage 3	-	-	-	-	0.27	-	-	54	-	-	<10	-	-	1.5	-	<0.02	-	-	-	-	<1	-	<10	<0.02	-	7.6	-	-	-	<0.02	-	-	0.09	-	<2	-	-
151.1658	-23.7591	DR#39-GC	SAP39	0 - 0.5	16/01/2009	ES0900774		Stage 3	-	-	-	-	-	-	-	-	-	-	-	-	-	-	-	-	-	-	-	-	-	-	-	-	-	-	-	-	-	-	-	-	-	-	-	-	-
151.1658	-23.7591	DR#39-GC	SAP39	0.5-1	16/01/2009	ES0900774		Stage 3	-	-	-	-	-	-	-	-	-	-	-	-	-	-	-	-	-	-	-	-	-	-	-	-	-	-	-	-	-	-	-	-	-	-	-	-	-
151.1658	-23.7591	DR#39-GC	SAP39	1.3-1.5	16/01/2009	ES0900774		Stage 3	-	-	-	-	-	-	-	-	-	-	-	-	-	-	-	-	-	-	-	-	-	-	-	-	-	-	-	-	-	-	-	-	-	-	-	-	-
151.1658	-23.7591	DR#39-GC	SAP39	1.5-2	16/01/2009	ES0900774		Stage 3	-	-	-	-	-	-	-	-	-	-	-	-	-	-	-	-	-	-	-	-	-	-	-	-	-	-	-	-	-	-	-	-	-	-	-	-	-
151.1658	-23.7591	DR#39-GC	SAP39	1-1.3	16/01/2009	ES0900774		Stage 3	-	-	-	-	-	-	-	-	-	-	-	-	-	-	-	-	-	-	-	-	-	-	-	-	-	-	-	-	-	-	-	-	-	-	-	-	-
151.1658	-23.7591	SAP39_0.1	SAP39	0.1-0.1	16/01/2009	Field Test		Stage 3	8.42	2.58	5.84	1	-	-	-	-	-	-	-	-	-	-	-	-	-	-	-	-	-	-	-	-	-	-	-	-	-	-	-	-	-	-	-	-	-
151.1658	-23.7591	SAP39_0.2	SAP39	0.25-0.25	16/01/2009	Field Test		Stage 3	8.61	2.59	6.02	1	-	-	-	-	-	-	-	-	-	-	-	-	-	-	-	-	-	-	-	-	-	-	-	-	-	-	-	-	-	-	-	-	-
151.1658	-23.7591	SAP39_0.5	SAP39	0.5-0.5	16/01/2009	Field Test		Stage 3	8.51	6.13	2.38	3	-	-	-	-	-	-	-	-	-	-	-	-	-	-	-	-	-	-	-	-	-	-	-	-	-	-	-	-	-	-	-	-	-
151.1658	-23.7591	SAP39_0.7	SAP39	0.75-0.75	16/01/2009	Field Test		Stage 3	8.41	6.01	2.4	2	-	-	-	-	-	-	-	-	-	-	-	-	-	-	-	-	-	-	-	-	-	-	-	-	-	-	-	-	-	-	-	-	-
151.1658	-23.7591	SAP39_1	SAP39	1-1	16/01/2009	Field Test		Stage 3	8.86	6.5	2.36	4	-	-	-	-	-	-	-	-	-	-	-	-	-	-	-	-	-	-	-	-	-	-	-	-	-	-	-	-	-	-	-	-	-
151.1658	-23.7591	SAP39_1.2	SAP39	1.25-1.25	16/01/2009	Field Test		Stage 3	7.72	0.7	7.02	2	-	-	-	-	-	-	-	-	-	-	-	-	-	-	-	-	-	-	-	-	-	-	-	-	-	-	-	-	-	-	-	-	-
151.1658	-23.7591	SAP39_1.5	SAP39	1.5-1.5	16/01/2009	Field Test		Stage 3	7.26	0.75	6.51	1	-	-	-	-	-	-	-	-	-	-	-	-	-	-	-	-	-	-	-	-	-	-	-	-	-	-	-	-	-	-	-	-	-
151.1658	-23.7591	SAP39_1.7	SAP39	1.75-1.75	16/01/2009	Field Test		Stage 3	7.6	1.94	5.66	-	-	-	-	-	-	-	-	-	-	-	-	-	-	-	-	-	-	-	-	-	-	-	-	-	-	-	-	-	-	-	-	-	-
151.1658	-23.7591	SAP39_2	SAP39	2-2	16/01/2009	Field Test		Stage 3	7.35	1.54	5.81	-	-	-	-	-	-	-	-	-	-	-	-	-	-	-	-	-	-	-	-	-	-	-	-	-	-	-	-	-	-	-	-	-	-
151.1659	-23.7529	SAP #20-G	SAP20	0 - 0.5	18/12/2008	EB0818079		Stage 2	-	-	-	-	-	-	-	-	-	-	-	-	-	-	-	-	-	-	-	-	-	-	-	-	-	-	-	-	-	-	-	-	-	-	-	-	-
151.1659	-23.7529	SAP #20-G	SAP20	0.5-1	18/12/2008	EB0818079		Stage 2	-	-	-	-	-	-	-	-	-	-	-	-	-	-	-	-	-	-	-	-	-	-	-	-	-	-	-	-	-	-	-	-	-	-	-	-	-
151.1659	-23.7529	SAP #20-G	SAP20	1.5-2	18/12/2008	EB0818079		Stage 2	-	-	-	-	-	-	-	-	-	-	-	-	-	-	-	-	-	-	-	-	-	-	-	-	-	-	-	-	-	-	-	-	-	-	-	-	-
151.1659	-23.7529	SAP #20-G	SAP20	1-1.5	18/12/2008	EB0818079		Stage 2	-	-	-	-	-	-	-	-	-	-	-	-	-	-	-	-	-	-	-	-	-	-	-	-	-	-	-	-	-	-	-	-	-	-	-	-	-
151.1659	-23.7529	SAP# 20 G	SAP20	0.5-1	18/12/2008	ES0901087		Stage 2	-	-	-	-	-	-	-	-	-	-	-	-	-	-	-	-	-	-	-	-	-	-	-	-	-	-	-	-	-	-	-	-	-	-	-	-	-
151.1659	-23.7529	SAP# 20 G	SAP20	0 - 0.5	18/12/2008	ES0901087		Stage 2	-	-	-	-	-	-	-	-	-	-	-	-	-	-	-	-	-	-	-	-	-	-	-	-	-	-	-	-	-	-	-	-	-	-	-	-	-
151.1659	-23.7529	SAP# 20 G	SAP20	1-1.5	18/12/2008	ES0901087		Stage 2	-	-	-	-	-	-	-	-	-	-	-	-	-	-	-	-	-	-	-	-	-	-	-	-	-	-	-	-	-	-	-	-	-	-	-	-	-
151.1659	-23.7529	SAP#20 G	SAP20	0 - 0.1	18/12/2008	EB0900447		Stage 2	-	-	-	-	4.35	-	-	870	-	-	190	-	-	1.5	-	0.3	-	-	-	-	<1	-	<10	<0.02	-	8.8	-	-	-	<0.02	-	-	1.39	-	<2	-	-
151.1659	-23.7529	SAP#20 G	SAP20	0.3-0.5	18/12/2008	EB0900447		Stage 2	-	-	-	-	6.28	-	-	1260	-	-	330	-	-	1.5	-	0.53	-	-	-	-	<1	-	<10	<0.02	-	8.8	-	-	-	<0.02	-	-	2.01	-	<2	-	-
151.1659	-23.7529	SAP#20 G	SAP20	0.8-1	18/12/2008	EB0900447		Stage 2	-	-	-	-	6.45	-	-	1290	-	-	275	-	-	1.5	-	0.44	-	-	-	-	<1	-	<10	<0.02	-	8.9	-	-	-	<0.02	-	-	2.06	-	<2	-	-
151.1659	-23.7529	SAP#20 G	SAP20	1.3-1.5	18/12/2008	EB0900447		Stage 2	-	-	-	-	2.98	-	-	594	-	-	80	-	-	1.5	-	0.13	-	-	-	-	<1	-	<10	<0.02	-	8.8	-	-	-	<0.02	-	-	0.95	-	<2	-	-
151.1659	-23.7529	SAP#20 G	SAP20	1.8-2	18/12/2008	EB0900447		Stage 2	-	-	-	-	2.48	-	-	495	-	-	<10	-	-	1.5	-	<0.02	-	-	-	-	<1	-	<10	<0.02	-	6.8	-	-	-	<0.02	-	-	0.79	-	<2	-	-
151.1659	-23.7529	SAP20_0.1	SAP20	0.1-0.1	18/12/2008	Field Test		Stage 2	8.63	2.77	5.86	2	-	-	-	-	-	-	-	-	-	-	-	-	-	-	-	-	-	-	-	-	-	-	-	-	-	-	-	-	-	-	-	-	-
151.1659	-23.7529	SAP20_0.2	SAP20	0.25-0.25	18/12/2008	Field Test		Stage 2	8.57	2.62	5.95	2	-	-	-	-	-	-	-	-	-	-	-	-	-	-	-	-	-	-	-	-	-	-	-	-	-	-	-	-	-	-	-	-	-
151.1659	-23.7529	SAP20_0.5	SAP20	0.5-0.5	18/12/2008	Field Test		Stage 2	8.58	2.6	5.98	3	-	-	-	-	-	-	-	-	-	-	-	-	-	-	-	-	-	-	-	-	-	-	-	-	-	-	-	-	-	-	-	-	-
151.1659	-23.7529	SAP20_0.7	SAP20	0.75-0.75	18/12/2008	Field Test		Stage 2	8.78	2.76	6.02	3	-	-	-	-	-	-	-	-	-	-	-	-	-	-	-	-	-	-	-	-	-	-	-	-	-	-	-	-	-	-	-	-	-
151.1659	-23.7529	SAP20_1	SAP20	1-1	18/12/2008	Field Test		Stage 2	8.69	2.47	6.22	4	-	-	-	-	-	-	-	-	-	-	-	-	-	-	-	-	-	-	-	-	-	-	-	-	-	-	-	-	-	-	-	-	-
151.1659	-23.7529	SAP20_1.2	SAP20	1.25-1.25	18/12/2008	Field Test		Stage 2	8.6	3.29	5.31	4	-	-	-	-	-	-	-	-	-	-	-	-	-	-	-	-	-	-	-	-	-	-	-	-	-	-	-	-	-	-	-	-	-
151.1659	-23.7529	SAP20_1.5	SAP20	1.5-1.5	18/12/2008	Field Test		Stage 2	8.92	0.83	8.09	3	-	-	-	-	-	-	-	-	-	-	-	-	-	-	-	-	-	-	-	-	-	-	-	-	-	-	-	-	-	-	-	-	-
151.1659	-23.7529	SAP20_1.7	SAP20	1.75-1.75	18/12/2008	Field Test		Stage 2	8.16	1.86	6.3	1	-	-	-	-	-	-	-	-	-	-	-	-	-	-	-	-	-	-	-	-	-	-	-	-	-	-	-	-	-	-	-	-	-
151.1659	-23.7529	SAP20_18	SAP20	0.5	18/11/2008	EB0816210		Stage 2	8.7	-	6	1	-	-	-	-	-	-	-	-	-	-	-	-	-	-	-	-	-	-	-	-	-	-	-	-	-	-	-	-	-	-	-	-	-
151.1659	-23.7529	SAP20_18	SAP20	0.5-1	19/11/2008	237454		Stage 2	-	-	-	-	-	-	-	-	-	-	-	-	-	-	-	-	-	-	-	-	-	-	-	-	-	-	-	-	-	-	-	-	-	-	-	-	-
151.1659	-23.7529	SAP20_18	SAP20	1	18/11/2008	EB0816210		Stage 2	9.1	-	4.9	1	-	-	-	-	-	-	-	-	-	-	-	-	-	-	-	-	-	-	-	-	-	-	-	-	-	-	-	-	-	-	-	-	-
151.1659	-23.7529	SAP20_18	SAP20	1-1.5	19/11/2008	237454		Stage 2	-	-	-	-	-	-	-	-	-	-	-	-	-	-	-	-	-	-	-	-	-	-	-	-	-	-	-	-	-	-	-	-	-	-	-	-	-
151.1659	-23.7529	SAP20_18	SAP20	1.6	18/11/2008	EB0816210		Stage 2	8.4	-	5.5	1	-	-	-	-	-	-	-	-	-	-	-	-	-	-	-	-	-	-	-	-	-	-	-	-	-	-	-	-	-	-	-	-	-
151.1659	-23.7529	SAP20_18	SAP20	0 - 0.1	18/11/2008	EB0816210		Stage 2	8.6	-	6.1	1	-	-	-	-	-	-	-	-	-	-	-	-	-	-	-	-	-	-	-	-	-	-	-	-	-	-	-	-	-	-	-	-	-
151.1659	-23.7529	SAP20_18	SAP20	0 - 0.1	19/11/2008	237454		Stage 2	-	-	-	-	-	-	-	-	-	-	-	-	-	-	-	-	-	-	-	-	-	-	-	-	-	-	-	-	-	-	-	-	-	-	-	-	-
151.1659	-23.7529	SAP20_2	SAP20	2-2	18/12/2008	Field Test		Stage 2	7.07	1.26	5.81	1	-	-	-	-	-	-	-	-	-	-	-	-	-	-	-	-	-	-	-	-	-	-	-	-	-	-	-	-	-	-	-	-	-
151.166	-23.7516	1011	1011	0 - 0.1	26/02/2009	EB0903447		Stage 2	-	-	-	-	2.08	-	-	415	-	-	79	-	-	1.5	-	0.13	-	-	-	-	<1	-	<10	<0.02	-	9.3	0.66	-	-	<0.02	-	-	-	-	<2	-	-
151.166	-23.7516	1011	1011	0 - 0.5	26/02/2009	ES0902935		Stage 2	-	-	-	-	-	-	-	-	-	-	-	-	-	-	-	-	-	-	-	-	-	-	-	-	-	-	-	-	-	-	-	-	-	-	-	-	-
151.166	-23.7516	1011	1011	0.3-0.5	26/02/2009	EB0903447		Stage 2	-	-	-	-	0.99	-	-	198	-	-	489	-	-	1.5	-	0.78	-	-	-	-	27	-	358	0.57	-	9.5	0.32	-	-	<0.02	-	-	-	-	<2	-	-
151.166	-23.7516	1011	1011	0.5-1	26/02/2009	ES0902935		Stage 2	-	-	-	-	-	-	-	-	-	-	-	-	-	-	-	-	-	-	-	-	-	-	-	-	-	-	-	-	-	-	-	-	-	-	-	-	-
151.166	-23.7516	1011	1011	0.5-1	26/02/2009	ES0903492		Stage 2	-	-	-	-	-	-	-	-	-	-	-	-	-	-	-	-	-	-	-	-	-	-	-	-	-	-	-	-	-	-	-	-	-	-	-	-	-
151.166	-23.7516	1011	1011	0.8-1	26/02/2009	EB0903447		Stage 2	-	-	-	-	0.25	-	-	50	-	-	<10	-	-	1.5	-	<0.02	-	-	-	-	<1	-	<10	<0.02	-	9.3	0.08	-	-	<0.02	-	-	-	-	<2	-	-
151.166	-23.7516	1011	1011	1.3-1.5	26/02/2009	EB0903447		Stage 2	-	-	-	-	0.25	-	-	50	-	-	34	-	-	1.5	-	0.06	-	-	-	-	<1	-	<10	<0.02	-	9.3	0.08	-	-	<0.02	-	-	-	-	<2	-	-
151.166	-23.7516	1011	1011	1.5-2.3	26/02/2009	ES0902935		Stage 2	-	-	-	-	-	-	-	-	-	-	-	-	-	-	-	-	-	-	-	-	-	-	-	-	-	-	-	-	-	-	-	-	-	-	-	-	-
151.166	-23.7516	1011	1011	1-1.5	26/02/2009	ES0902935		Stage 2	-	-	-	-	-	-	-	-	-	-	-	-	-	-	-	-	-	-	-	-	-	-	-	-	-	-	-	-	-	-	-	-	-	-	-	-	-
151.166	-23.7516	1011	1011	2-2.3	26/02/2009	ES0903492		Stage 2	-	-	-	-	-	-	-	-	-	-	-	-	-	-	-	-	-	-	-	-	-	-	-	-	-	-	-	-	-	-	-	-	-	-	-	-	-
151.1664	-23.7579	969	969	0 - 0.1	1/03/2009	EB0903492		Stage 3	-	-	-	-	10.2	-	-	2040	-	-	20	-	-	1.5	-	0.03	-	-	-	-	<1	-	<10	<0.02	-	8.8	-	-	-	<0.02	-	-	3.28	-	<2	-	-
151.1664	-23.7579	969	969	0 - 0.5	1/03/2009	ES0903029		Stage 3	-	-	-	-	-	-	-	-	-	-	-	-	-	-	-	-	-	-	-	-	-	-	-	-	-	-	-	-	-	-	-	-	-	-	-	-	-
151.1664	-23.7579	969	969	0 - 0.5	1/03/2009	ES0903492		Stage 3	-	-	-	-	-	-	-	-	-	-	-	-	-	-	-	-	-	-	-	-	-	-	-	-	-	-	-	-	-	-	-	-	-	-	-	-	-
151.1664	-23.7579	969	969	0.3-0.5	1/03/2009	EB0903492		Stage 3	-	-	-	-	11.9	-	-	2370	-	-	448	-	-	1.5	-	0.72	-	-	-	-	<1	-	<10	<0.02	-	8.6	-	-	-	<0.02	-	-	3.8	-	<2	-	-
151.1664	-23.7579	969	969	0.5-1	1/03/2009	ES0903029		Stage 3	-	-	-	-	-	-	-	-	-	-	-	-	-	-	-	-	-	-	-	-	-	-	-	-	-	-	-	-	-	-	-	-	-	-	-	-	-
151.1664	-23.7579	969	969	0.8-1	1/03/2009	EB0903492		Stage 3	-	-	-	-	16.4	-	-	3270	-	-	330	-	-	1.5	-	0.53	-	-	-	-	<1	-	<10	<0.02	-	8.7	-	-	-	<0.02	-	-	5.24	-	<2	-	-
151.1664	-23.7579	969	969	1.3-1.5	1/03/2009	EB0903492		Stage 3	-	-	-	-	20.9	-	-	4180	-	-	295	-	-	1.5	-	0.47	-	-	-	-	<1	-	<10	<0.02	-	8.7	-	-	-	<0.02	-	-	6.69	-	<2	-	-
151.1664	-23.7579	969	969	1.5-2	1/03/2009	ES0903029		Stage 3	-	-	-	-	-	-	-	-	-	-	-	-	-	-	-	-	-	-	-	-	-	-	-	-	-	-	-	-	-	-	-	-	-	-	-	-	-
151.1664	-23.7579	969	969	1.8-2	1/03/2009	EB0903492		Stage 3	-	-	-	-	12.4	-	-	2470	-	-	248	-	-	1.5	-	0.4	-	-	-	-	<1	-	<10	<0.02	-	8.8	-	-	-	<0.02	-	-	3.96	-	<2	-	-
151.1664	-23.7579	969	969	1-1.5	1/03/2009	ES0903029		Stage 3	-	-	-	-	-	-	-	-	-	-	-	-	-	-	-	-	-	-	-	-	-	-	-	-	-	-	-	-	-	-	-	-	-	-	-	-	-
151.1664	-23.7579	969	969	2.3-2.5	1/03/2009	EB0903492		Stage 3	-	-	-	-	12.3	-	-	2460	-	-	214	-	-	1.5	-	0.34	-	-	-	-	<1	-	<10	<0.02	-	8.8	-	-	-	<0.02	-	-	3.95	-	<2	-	-
151.1664	-23.7579	969	969	2.6-3	1/03/2009	ES0903029		Stage 3	-	-	-	-	-	-	-	-	-	-	-	-	-	-	-	-	-	-	-	-	-	-	-	-	-	-	-	-	-	-	-	-	-	-	-	-	-
151.1664	-23.7579	969	969	2.8-3	1/03/2009	EB0903492		Stage 3	-	-	-	-	9.99	-	-	2000	-	-	<10	-	-	1.5	-	<0.02	-	-	-	-	<1	-	<10	<0.02	-	7.6	-	-	-	<0.02	-	-	3.2	-	<2	-	-
151.1664	-23.7579	969	969	2-2.6	1/03/2009	ES0903029		Stage 3	-	-	-	-	-	-	-	-	-	-	-	-	-	-	-	-	-	-	-	-	-	-	-	-	-	-	-	-	-	-	-	-	-	-	-	-	-
151.1664	-23.7579	969	969	3.5-4	1/03/2009	ES0903492		Stage 3	-	-	-	-	-	-	-	-	-	-	-	-	-	-	-	-	-	-	-	-	-	-	-	-	-	-	-	-	-	-	-	-	-	-	-	-	-
151.1664	-23.7579	969	969	3.8-4	1/03/2009	EB0903492		Stage 3	-	-	-	-	9.98	-	-	1990	-	-	<10	-	-	1.5	-	<0.02	-	-	-	-	<1	-	<10	<0.02	-	7.5	-	-	-	<0.02	-	-	3.2	-	<2	-	-
151.1664	-23.7579	969	969	3-4	1/03/2009	ES0903029		Stage 3	-	-	-	-	-	-	-	-	-	-	-	-	-	-	-	-	-	-	-	-	-	-	-	-	-	-	-	-	-	-	-	-	-	-	-	-	-
151.1664	-23.7579	969	969	4.7-4.8	1/03/2009	EB0903492		Stage 3	-	-	-	-	9.97	-	-	1990	-	-	49	-	-	1.5	-	0.08	-	-	-	-	<1	-	<10	<0.02	-	6.7	-	-	-	<0.02	-	-	3.19	-	<2	-	-
151.1664	-23.7579	969	969	4-4.8	1/03/2009	ES0903029		Stage 3	-	-	-	-	-	-	-	-	-	-	-	-	-	-	-	-	-	-	-	-	-	-	-	-	-	-	-	-	-	-	-	-	-	-	-	-	-

									ASS Field Test				ASS																														
									pH (F)	pH Change	pH OX	Reaction Rate	Acid Neutralising Capacity	Acid Reacted Calcium	Acid Reacted Magnesium	acidity - Acid Neutralising Capacity (19A2)	acidity - Acid Reacted Calcium	acidity - Acid Reacted Magnesium	acidity - Chromium Reducible Sulfur (a-22B)	acidity - Excess Acid Neutralising Capacity	acidity - Peroxide Oxidisable Sulfur	ANC Fineness Factor	Calcium in Peroxide	Chromium Reducible Sulfur	Excess Acid Neutralising Capacity	KCl Extractable Calcium	KCl Extractable Magnesium	KCl Extractable Sulfur	Liming Rate	Magnesium in Peroxide	Net Acidity (acidity units)	Net Acidity (sulfur units)	Peroxide Oxidisable Sulfur	pH KCl	sulfidic - Acid Reacted Calcium	sulfidic - Acid Reacted Magnesium	sulfidic - Excess Acid Neutralising Capacity	sulfidic - Titratable Actual Acidity	sulfidic - Titratable Peroxide Acidity	sulfidic - Titratable Sulfidic Acidity	sulfidic-Acid Neutral	Sulfur in Peroxide	Titratable Actual Acidity	Titratable Peroxide Acidity	Titratable Sulfidic Acidity
									pH Unit	pH Units	pH Unit	Units	m H+/t	%	%	mol h+/t	mole H+/t	mole H+/t	m H+/t	mole H+/t	mole H+/t	-	%	% S	%	%	%	%	%	kg CaCO3/t	%	mole H+/t	%S	%	pH Unit	% S	%S	%S	%S	%S	%S	%	mole H+/t	mole H+/t	mole H+/t
EQL									0.1		0.1	1	0.01	0.02	0.02	10	10	10	10	10	10	0.5	0.02	0.02	0.02	0.02	0.02	0.02	1	0.02	10	0.02	0.02	0.1	0.01	0.02	0.02	0.02	0.02	0.02	0.01	0.02	2	2	2
National Assessment Guidelines for Dredging- Maximum																																											
National Assessment Guidelines for Dredging- Screening																																											
QASSIT 1998 (Field Screen)									5-14	1	5-14	2																															
QASSIT 1998 (Minimum)																															18	0.03											
x coord	**y coord**	**Field ID**	**Core #**	**Depth (m)**	**Date Sample**	**SDG**	**GC Borelog Approved**	**Purpose**																																			
151.1664	-23.7579	969_0.1	969	0.1	1/03/2009	Field Test		Stage 3	8.35	2.59	5.76	1	-	-	-	-	-	-	-	-	-	-	-	-	-	-	-	-	-	-	-	-	-	-	-	-	-	-	-	-	-	-	-
151.1664	-23.7579	969_0.25	969	0.25	1/03/2009	Field Test		Stage 3	8.72	3.45	5.27	2	-	-	-	-	-	-	-	-	-	-	-	-	-	-	-	-	-	-	-	-	-	-	-	-	-	-	-	-	-	-	-
151.1664	-23.7579	969_0.5	969	0.5	1/03/2009	Field Test		Stage 3	8.64	3.03	5.61	2	-	-	-	-	-	-	-	-	-	-	-	-	-	-	-	-	-	-	-	-	-	-	-	-	-	-	-	-	-	-	-
151.1664	-23.7579	969_0.75	969	0.75	1/03/2009	Field Test		Stage 3	8.51	2.76	5.75	1	-	-	-	-	-	-	-	-	-	-	-	-	-	-	-	-	-	-	-	-	-	-	-	-	-	-	-	-	-	-	-
151.1664	-23.7579	969_1	969	1	1/03/2009	Field Test		Stage 3	8.18	2.72	5.46	-	-	-	-	-	-	-	-	-	-	-	-	-	-	-	-	-	-	-	-	-	-	-	-	-	-	-	-	-	-	-	-
151.1664	-23.7579	969_1.25	969	1.25	1/03/2009	Field Test		Stage 3	7.95	4.73	3.22	-	-	-	-	-	-	-	-	-	-	-	-	-	-	-	-	-	-	-	-	-	-	-	-	-	-	-	-	-	-	-	-
151.1664	-23.7579	969_1.5	969	1.5	1/03/2009	Field Test		Stage 3	8.03	5.75	2.28	-	-	-	-	-	-	-	-	-	-	-	-	-	-	-	-	-	-	-	-	-	-	-	-	-	-	-	-	-	-	-	-
151.1664	-23.7579	969_1.75	969	1.75	1/03/2009	Field Test		Stage 3	7.65	5.66	1.99	-	-	-	-	-	-	-	-	-	-	-	-	-	-	-	-	-	-	-	-	-	-	-	-	-	-	-	-	-	-	-	-
151.1664	-23.7579	969_2	969	2	1/03/2009	Field Test		Stage 3	7.89	5.82	2.07	-	-	-	-	-	-	-	-	-	-	-	-	-	-	-	-	-	-	-	-	-	-	-	-	-	-	-	-	-	-	-	-
151.1664	-23.7579	969_2.25	969	2.25	1/03/2009	Field Test		Stage 3	7.81	3.67	4.14	-	-	-	-	-	-	-	-	-	-	-	-	-	-	-	-	-	-	-	-	-	-	-	-	-	-	-	-	-	-	-	-
151.1664	-23.7579	969_2.5	969	2.5	1/03/2009	Field Test		Stage 3	7.64	5.95	1.69	-	-	-	-	-	-	-	-	-	-	-	-	-	-	-	-	-	-	-	-	-	-	-	-	-	-	-	-	-	-	-	-
151.1664	-23.7579	969_2.75	969	2.75	1/03/2009	Field Test		Stage 3	8.73	2.51	6.22	-	-	-	-	-	-	-	-	-	-	-	-	-	-	-	-	-	-	-	-	-	-	-	-	-	-	-	-	-	-	-	-
151.1664	-23.7579	969_3	969	3	1/03/2009	Field Test		Stage 3	7.68	1.62	6.06	-	-	-	-	-	-	-	-	-	-	-	-	-	-	-	-	-	-	-	-	-	-	-	-	-	-	-	-	-	-	-	-
151.1664	-23.7579	969_3.25	969	3.25	1/03/2009	Field Test		Stage 3	7.42	1.71	5.71	-	-	-	-	-	-	-	-	-	-	-	-	-	-	-	-	-	-	-	-	-	-	-	-	-	-	-	-	-	-	-	-
151.1664	-23.7579	969_3.5	969	3.5	1/03/2009	Field Test		Stage 3	7.49	1.67	5.82	-	-	-	-	-	-	-	-	-	-	-	-	-	-	-	-	-	-	-	-	-	-	-	-	-	-	-	-	-	-	-	-
151.1664	-23.7579	969_3.75	969	3.75	1/03/2009	Field Test		Stage 3	7.36	1.76	5.6	-	-	-	-	-	-	-	-	-	-	-	-	-	-	-	-	-	-	-	-	-	-	-	-	-	-	-	-	-	-	-	-
151.1664	-23.7579	969_4	969	4	1/03/2009	Field Test		Stage 3	7.89	1.8	6.09	-	-	-	-	-	-	-	-	-	-	-	-	-	-	-	-	-	-	-	-	-	-	-	-	-	-	-	-	-	-	-	-
151.1664	-23.7579	969_4.25	969	4.25	1/03/2009	Field Test		Stage 3	7.1	1.1	6	-	-	-	-	-	-	-	-	-	-	-	-	-	-	-	-	-	-	-	-	-	-	-	-	-	-	-	-	-	-	-	-
151.1664	-23.7579	969_4.5	969	4.5	1/03/2009	Field Test		Stage 3	6.97	1.47	5.5	-	-	-	-	-	-	-	-	-	-	-	-	-	-	-	-	-	-	-	-	-	-	-	-	-	-	-	-	-	-	-	-
151.1664	-23.7579	969_4.75	969	4.75	1/03/2009	Field Test		Stage 3	7.11	1.31	5.8	-	-	-	-	-	-	-	-	-	-	-	-	-	-	-	-	-	-	-	-	-	-	-	-	-	-	-	-	-	-	-	-
151.1665	-23.7597	973	973	0 - 0.1	1/03/2009	EB0903492		Stage 3	-	-	-	-	11.8	-	-	2350	-	-	79	-	-	1.5	-	0.13	-	-	-	-	<1	-	<10	<0.02	-	9	-	-	-	<0.02	-	-	3.76	-	<2	-	-
151.1665	-23.7597	973	973	0 - 0.5	1/03/2009	ES0903029		Stage 3	-	-	-	-	-	-	-	-	-	-	-	-	-	-	-	-	-	-	-	-	-	-	-	-	-	-	-	-	-	-	-	-	-	-	-
151.1665	-23.7597	973	973	0 - 0.5	1/03/2009	ES0903492		Stage 3	-	-	-	-	-	-	-	-	-	-	-	-	-	-	-	-	-	-	-	-	-	-	-	-	-	-	-	-	-	-	-	-	-	-	-
151.1665	-23.7597	973	973	0.3-0.5	1/03/2009	EB0903492		Stage 3	-	-	-	-	11.2	-	-	2230	-	-	489	-	-	1.5	-	0.78	-	-	-	-	<1	-	<10	<0.02	-	8.6	-	-	-	<0.02	-	-	3.58	-	<2	-	-
151.1665	-23.7597	973	973	0.5-1	1/03/2009	ES0903029		Stage 3	-	-	-	-	-	-	-	-	-	-	-	-	-	-	-	-	-	-	-	-	-	-	-	-	-	-	-	-	-	-	-	-	-	-	-
151.1665	-23.7597	973	973	0.8-1	1/03/2009	EB0903492		Stage 3	-	-	-	-	10.5	-	-	2100	-	-	472	-	-	1.5	-	0.76	-	-	-	-	<1	-	<10	<0.02	-	8.4	-	-	-	<0.02	-	-	3.37	-	<2	-	-
151.1665	-23.7597	973	973	1.3-1.5	1/03/2009	EB0903492		Stage 3	-	-	-	-	10.6	-	-	2110	-	-	489	-	-	1.5	-	0.78	-	-	-	-	<1	-	<10	<0.02	-	8.4	-	-	-	<0.02	-	-	3.39	-	<2	-	-
151.1665	-23.7597	973	973	1.5-2.4	1/03/2009	ES0903029		Stage 3	-	-	-	-	-	-	-	-	-	-	-	-	-	-	-	-	-	-	-	-	-	-	-	-	-	-	-	-	-	-	-	-	-	-	-
151.1665	-23.7597	973	973	1.8-2	1/03/2009	EB0903492		Stage 3	-	-	-	-	11.3	-	-	2260	-	-	<10	-	-	1.5	-	<0.02	-	-	-	-	<1	-	<10	<0.02	-	8.8	-	-	-	<0.02	-	-	3.63	-	<2	-	-
151.1665	-23.7597	973	973	1-1.5	1/03/2009	ES0903029		Stage 3	-	-	-	-	-	-	-	-	-	-	-	-	-	-	-	-	-	-	-	-	-	-	-	-	-	-	-	-	-	-	-	-	-	-	-
151.1665	-23.7597	973	973	2.3-2.5	1/03/2009	EB0903492		Stage 3	-	-	-	-	10.4	-	-	2080	-	-	<10	-	-	1.5	-	<0.02	-	-	-	-	<1	-	<10	<0.02	-	9.1	-	-	-	<0.02	-	-	3.33	-	<2	-	-
151.1665	-23.7597	973	973	2.4-3.4	1/03/2009	ES0903029		Stage 3	-	-	-	-	-	-	-	-	-	-	-	-	-	-	-	-	-	-	-	-	-	-	-	-	-	-	-	-	-	-	-	-	-	-	-
151.1665	-23.7597	973	973	2.8-3	1/03/2009	EB0903492		Stage 3	-	-	-	-	10.3	-	-	2060	-	-	<10	-	-	1.5	-	<0.02	-	-	-	-	<1	-	<10	<0.02	-	8.3	-	-	-	<0.02	-	-	3.3	-	<2	-	-
151.1665	-23.7597	973	973	3-3.4	1/03/2009	ES0903492		Stage 3	-	-	-	-	-	-	-	-	-	-	-	-	-	-	-	-	-	-	-	-	-	-	-	-	-	-	-	-	-	-	-	-	-	-	-
151.1665	-23.7597	973_0.1	973	0.1	1/03/2009	Field Test		Stage 3	8.7	2.66	6.04	1	-	-	-	-	-	-	-	-	-	-	-	-	-	-	-	-	-	-	-	-	-	-	-	-	-	-	-	-	-	-	-
151.1665	-23.7597	973_0.25	973	0.25	1/03/2009	Field Test		Stage 3	8.63	5.99	2.64	4	-	-	-	-	-	-	-	-	-	-	-	-	-	-	-	-	-	-	-	-	-	-	-	-	-	-	-	-	-	-	-
151.1665	-23.7597	973_0.5	973	0.5	1/03/2009	Field Test		Stage 3	8.78	7.03	1.75	4	-	-	-	-	-	-	-	-	-	-	-	-	-	-	-	-	-	-	-	-	-	-	-	-	-	-	-	-	-	-	-
151.1665	-23.7597	973_0.75	973	0.75	1/03/2009	Field Test		Stage 3	8.42	5.1	3.32	1	-	-	-	-	-	-	-	-	-	-	-	-	-	-	-	-	-	-	-	-	-	-	-	-	-	-	-	-	-	-	-
151.1665	-23.7597	973_1	973	1	1/03/2009	Field Test		Stage 3	8.52	5.89	2.63	1	-	-	-	-	-	-	-	-	-	-	-	-	-	-	-	-	-	-	-	-	-	-	-	-	-	-	-	-	-	-	-
151.1665	-23.7597	973_1.25	973	1.25	1/03/2009	Field Test		Stage 3	8.24	5.98	2.26	4	-	-	-	-	-	-	-	-	-	-	-	-	-	-	-	-	-	-	-	-	-	-	-	-	-	-	-	-	-	-	-
151.1665	-23.7597	973_1.5	973	1.5	1/03/2009	Field Test		Stage 3	8.44	6.14	2.3	4	-	-	-	-	-	-	-	-	-	-	-	-	-	-	-	-	-	-	-	-	-	-	-	-	-	-	-	-	-	-	-
151.1665	-23.7597	973_1.75	973	1.75	1/03/2009	Field Test		Stage 3	8.21	6.09	2.12	4	-	-	-	-	-	-	-	-	-	-	-	-	-	-	-	-	-	-	-	-	-	-	-	-	-	-	-	-	-	-	-
151.1665	-23.7597	973_2	973	2	1/03/2009	Field Test		Stage 3	8.2	5.82	2.38	4	-	-	-	-	-	-	-	-	-	-	-	-	-	-	-	-	-	-	-	-	-	-	-	-	-	-	-	-	-	-	-
151.1665	-23.7597	973_2.25	973	2.25	1/03/2009	Field Test		Stage 3	8.09	5.78	2.31	4	-	-	-	-	-	-	-	-	-	-	-	-	-	-	-	-	-	-	-	-	-	-	-	-	-	-	-	-	-	-	-
151.1665	-23.7597	973_2.5	973	2.5	1/03/2009	Field Test		Stage 3	8.73	2.39	6.34	1	-	-	-	-	-	-	-	-	-	-	-	-	-	-	-	-	-	-	-	-	-	-	-	-	-	-	-	-	-	-	-
151.1665	-23.7597	973_2.75	973	2.75	1/03/2009	Field Test		Stage 3	7.88	2.07	5.81	1	-	-	-	-	-	-	-	-	-	-	-	-	-	-	-	-	-	-	-	-	-	-	-	-	-	-	-	-	-	-	-
151.1665	-23.7597	973_3	973	3	1/03/2009	Field Test		Stage 3	8.01	1.89	6.12	1	-	-	-	-	-	-	-	-	-	-	-	-	-	-	-	-	-	-	-	-	-	-	-	-	-	-	-	-	-	-	-
151.1665	-23.7597	973_3.25	973	3.25	1/03/2009	Field Test		Stage 3	8.46	2.38	6.08	1	-	-	-	-	-	-	-	-	-	-	-	-	-	-	-	-	-	-	-	-	-	-	-	-	-	-	-	-	-	-	-
151.1666	-23.7632	DR# 40 G	SAP40	0 - 0.5	17/01/2009	ES0901087		Stage 3	-	-	-	-	-	-	-	-	-	-	-	-	-	-	-	-	-	-	-	-	-	-	-	-	-	-	-	-	-	-	-	-	-	-	-
151.1666	-23.7632	DR# 40 G	SAP40	1-1.5	17/01/2009	ES0901087		Stage 3	-	-	-	-	-	-	-	-	-	-	-	-	-	-	-	-	-	-	-	-	-	-	-	-	-	-	-	-	-	-	-	-	-	-	-
151.1666	-23.7632	DR# 40 G	SAP40	3.5-4	17/01/2009	ES0901087		Stage 3	-	-	-	-	-	-	-	-	-	-	-	-	-	-	-	-	-	-	-	-	-	-	-	-	-	-	-	-	-	-	-	-	-	-	-
151.1666	-23.7632	DR# 40 G	SAP40	4-4.5	17/01/2009	ES0901087		Stage 3	-	-	-	-	-	-	-	-	-	-	-	-	-	-	-	-	-	-	-	-	-	-	-	-	-	-	-	-	-	-	-	-	-	-	-
151.1666	-23.7632	DR#40 GC	SAP40	0 - 0.1	17/01/2009	EB0900886		Stage 3	-	-	-	-	8.92	-	-	1780	-	-	214	-	-	1.5	-	0.34	-	-	-	-	<1	-	<10	<0.02	-	8.6	-	-	-	<0.02	-	-	2.86	-	<2	-	-
151.1666	-23.7632	DR#40 GC	SAP40	0.3-0.5	17/01/2009	EB0900886		Stage 3	-	-	-	-	7.24	-	-	1440	-	-	393	-	-	1.5	-	0.63	-	-	-	-	<1	-	<10	<0.02	-	8.6	-	-	-	<0.02	-	-	2.32	-	<2	-	-
151.1666	-23.7632	DR#40 GC	SAP40	0.8-1	17/01/2009	EB0900886		Stage 3	-	-	-	-	1.58	-	-	315	-	-	248	-	-	1.5	-	0.4	-	-	-	-	3	-	38	0.06	-	8.4	-	-	-	<0.02	-	-	0.5	-	<2	-	-
151.1666	-23.7632	DR#40 GC	SAP40	1.3-1.5	17/01/2009	EB0900886		Stage 3	-	-	-	-	1.63	-	-	325	-	-	439	-	-	1.5	-	0.7	-	-	-	-	17	-	222	0.36	-	8.4	-	-	-	<0.02	-	-	0.52	-	<2	-	-
151.1666	-23.7632	DR#40 GC	SAP40	1.8-2	17/01/2009	EB0900886		Stage 3	-	-	-	-	1.8	-	-	359	-	-	253	-	-	1.5	-	0.4	-	-	-	-	1	-	14	0.02	-	8.4	-	-	-	<0.02	-	-	0.58	-	<2	-	-
151.1666	-23.7632	DR#40 GC	SAP40	2.3-2.5	17/01/2009	EB0900886		Stage 3	-	-	-	-	1.52	-	-	305	-	-	439	-	-	1.5	-	0.7	-	-	-	-	18	-	236	0.38	-	8.3	-	-	-	<0.02	-	-	0.49	-	<2	-	-
151.1666	-23.7632	DR#40 GC	SAP40	2.8-3	17/01/2009	EB0900886		Stage 3	-	-	-	-	1.25	-	-	250	-	-	508	-	-	1.5	-	0.81	-	-	-	-	26	-	341	0.55	-	8.3	-	-	-	<0.02	-	-	0.4	-	<2	-	-
151.1666	-23.7632	DR#40 GC	SAP40	3.3-3.5	17/01/2009	EB0900886		Stage 3	-	-	-	-	1.68	-	-	337	-	-	296	-	-	1.5	-	0.47	-	-	-	-	5	-	72	0.11	-	8.4	-	-	-	<0.02	-	-	0.54	-	<2	-	-
151.1666	-23.7632	DR#40 GC	SAP40	3.8-4	17/01/2009	EB0900886		Stage 3	-	-	-	-	0.11	-	-	22	-	-	<10	-	-	1.5	-	<0.02	-	-	-	-	<1	-	<10	<0.02	-	7.5	-	-	-	<0.02	-	-	0.03	-	<2	-	-
151.1666	-23.7632	DR#40 GC	SAP40	4.3-4.5	17/01/2009	EB0900886		Stage 3	-	-	-	-	0.11	-	-	22	-	-	<10	-	-	1.5	-	<0.02	-	-	-	-	<1	-	<10	<0.02	-	6.7	-	-	-	<0.02	-	-	0.03	-	<2	-	-
151.1666	-23.7632	DR#40 GC	SAP40	4.6-4.8	17/01/2009	EB0900886		Stage 3	-	-	-	-	-	-	-	-	-	-	<10	-	-	1.5	-	<0.02	-	-	-	-	<1	-	<10	<0.02	-	6.3	-	-	-	<0.02	-	-	-	-	<2	-	-
151.1666	-23.7632	DR#40-GC	SAP40	0 - 0.5	17/01/2009	ES0900774		Stage 3	-	-	-	-	-	-	-	-	-	-	-	-	-	-	-	-	-	-	-	-	-	-	-	-	-	-	-	-	-	-	-	-	-	-	-
151.1666	-23.7632	DR#40-GC	SAP40	0.5-1	17/01/2009	ES0900774		Stage 3	-	-	-	-	-	-	-	-	-	-	-	-	-	-	-	-	-	-	-	-	-	-	-	-	-	-	-	-	-	-	-	-	-	-	-
151.1666	-23.7632	DR#40-GC	SAP40	1.5-2	17/01/2009	ES0900774		Stage 3	-	-	-	-	-	-	-	-	-	-	-	-	-	-	-	-	-	-	-	-	-	-	-	-	-	-	-	-	-	-	-	-	-	-	-
151.1666	-23.7632	DR#40-GC	SAP40	1-1.5	17/01/2009	ES0900774		Stage 3	-	-	-	-	-	-	-	-	-	-	-	-	-	-	-	-	-	-	-	-	-	-	-	-	-	-	-	-	-	-	-	-	-	-	-
151.1666	-23.7632	DR#40-GC	SAP40	2-3	17/01/2009	ES0900774		Stage 3	-	-	-	-	-	-	-	-	-	-	-	-	-	-	-	-	-	-	-	-	-	-	-	-	-	-	-	-	-	-	-	-	-	-	-
151.1666	-23.7632	DR#40-GC	SAP40	3.5-4	17/01/2009	ES0900774		Stage 3	-	-	-	-	-	-	-	-	-	-	-	-	-	-	-	-	-	-	-	-	-	-	-	-	-	-	-	-	-	-	-	-	-	-	-
151.1666	-23.7632	DR#40-GC	SAP40	3-3.5	17/01/2009	ES0900774		Stage 3	-	-	-	-	-	-	-	-	-	-	-	-	-	-	-	-	-	-	-	-	-	-	-	-	-	-	-	-	-	-	-	-	-	-	-
151.1666	-23.7632	DR#40-GC	SAP40	4-4.8	17/01/2009	ES0900774		Stage 3	-	-	-	-	-	-	-	-	-	-	-	-	-	-	-	-	-	-	-	-	-	-	-	-	-	-	-	-	-	-	-	-	-	-	-
151.1666	-23.7632	SAP40_0.1	SAP40	0.1-0.1	17/01/2009	Field Test		Stage 3	8.45	6.15	2.3	3	-	-	-	-	-	-	-	-	-	-	-	-	-	-	-	-	-	-	-	-	-	-	-	-	-	-	-	-	-	-	-
151.1666	-23.7632	SAP40_0.2	SAP40	0.25-0.25	17/01/2009	Field Test		Stage 3	8.32	4.41	3.91	2	-	-	-	-	-	-	-	-	-	-	-	-	-	-	-	-	-	-	-	-	-	-	-	-	-	-	-	-	-	-	-
151.1666	-23.7632	SAP40_0.5	SAP40	0.5-0.5	17/01/2009	Field Test		Stage 3	8.7	5.06	3.64	2	-	-	-	-	-	-	-	-	-	-	-	-	-	-	-	-	-	-	-	-	-	-	-	-	-	-	-	-	-	-	-
151.1666	-23.7632	SAP40_0.7	SAP40	0.75-0.75	17/01/2009	Field Test		Stage 3	8.44	5.53	2.91	3	-	-	-	-	-	-	-	-	-	-	-	-	-	-	-	-	-	-	-	-	-	-	-	-	-	-	-	-	-	-	-
151.1666	-23.7632	SAP40_1	SAP40	1-1	17/01/2009	Field Test		Stage 3	8.58	6.48	2.1	3	-	-	-	-	-	-	-	-	-	-	-	-	-	-	-	-	-	-	-	-	-	-	-	-	-	-	-	-	-	-	-
151.1666	-23.7632	SAP40_1.2	SAP40	1.25-1.25	17/01/2009	Field Test		Stage 3	8.47	5.56	2.91	3	-	-	-	-	-	-	-	-	-	-	-	-	-	-	-	-	-	-	-	-	-	-	-	-	-	-	-	-	-	-	-
151.1666	-23.7632	SAP40_1.5	SAP40	1.5-1.5	17/01/2009	Field Test		Stage 3	8.27	5.68	2.59	3	-	-	-	-	-	-	-	-	-	-	-	-	-	-	-	-	-	-	-	-	-	-	-	-	-	-	-	-	-	-	-
151.1666	-23.7632	SAP40_1.7	SAP40	1.75-1.75	17/01/2009	Field Test		Stage 3	8.5	5.67	2.83	4	-	-	-	-	-	-	-	-	-	-	-	-	-	-	-	-	-	-	-	-	-	-	-	-	-	-	-	-	-	-	-
151.1666	-23.7632	SAP40_18	SAP40	1.5-1.6	18/12/2008	EB0900032		Stage 3	8.7	-	5	2	-	-	-	-	-	-	-	-	-	-	-	-	-	-	-	-	-	-	-	-	-	-	-	-	-	-	-	-	-	-	-
151.1666	-23.7632	SAP40_18	SAP40	4.2-4.3	18/12/2008	EB0900032		Stage 3	8.3	-	4.8	1	-	-	-	-	-	-	-	-	-	-	-	-	-	-	-	-	-	-	-	-	-	-	-	-	-	-	-	-	-	-	-
151.1666	-23.7632	SAP40_2	SAP40	2-2	17/01/2009	Field Test		Stage 3	8.37	6.4	1.97	2	-	-	-	-	-	-	-	-	-	-	-	-	-	-	-	-	-	-	-	-	-	-	-	-	-	-	-	-	-	-	-
151.1666	-23.7632	SAP40_2.2	SAP40	2.25-2.25	17/01/2009	Field Test		Stage 3	8.17	3.25	4.92	3	-	-	-	-	-	-	-	-	-	-	-	-	-	-	-	-	-	-	-	-	-	-	-	-	-	-	-	-	-	-	-
151.1666	-23.7632	SAP40_2.5	SAP40	2.5-2.5	17/01/2009	Field Test		Stage 3	8.07	5.97	2.1	2	-	-	-	-	-	-	-	-	-	-	-	-	-	-	-	-	-	-	-	-	-	-	-	-	-	-	-	-	-	-	-
151.1666	-23.7632	SAP40_2.7	SAP40	2.75-2.75	17/01/2009	Field Test		Stage 3	8.35	5.64	2.71	3	-	-	-	-	-	-	-	-	-	-	-	-	-	-	-	-	-	-	-	-	-	-	-	-	-	-	-	-	-	-	-
151.1666	-23.7632	SAP40_3	SAP40	3-3	17/01/2009	Field Test		Stage 3	8.43	5.81	2.62	3	-	-	-	-	-	-	-	-	-	-	-	-	-	-	-	-	-	-	-	-	-	-	-	-	-	-	-	-	-	-	-
151.1666	-23.7632	SAP40_3.2	SAP40	3.25-3.25	17/01/2009	Field Test		Stage 3	7.98	5.53	2.45	4	-	-	-	-	-	-	-	-	-	-	-	-	-	-	-	-	-	-	-	-	-	-	-	-	-	-	-	-	-	-	-
151.1666	-23.7632	SAP40_3.5	SAP40	3.5-3.5	17/01/2009	Field Test		Stage 3	7.71	1.15	6.56	4	-	-	-	-	-	-	-	-	-	-	-	-	-	-	-	-	-	-	-	-	-	-	-	-	-	-	-	-	-	-	-
151.1666	-23.7632	SAP40_3.7	SAP40	3.75-3.75	17/01/2009	Field Test		Stage 3	9.09	2.12	6.97	-	-	-	-	-	-	-	-	-	-	-	-	-	-	-	-	-	-	-	-	-	-	-	-	-	-	-	-	-	-	-	-
151.1666	-23.7632	SAP40_4	SAP40	4-4	17/01/2009	Field Test		Stage 3	8.42	1.98	6.44	1	-	-	-	-	-	-	-	-	-	-	-	-	-	-	-	-	-	-	-	-	-	-	-	-	-	-	-	-	-	-	-
151.1666	-23.7632	SAP40_4.2	SAP40	4.25-4.25	17/01/2009	Field Test		Stage 3	7.71	1.41	6.3	-	-	-	-	-	-	-	-	-	-	-	-	-	-	-	-	-	-	-	-	-	-	-	-	-	-	-	-	-	-	-	-
151.1666	-23.7632	SAP40_4.5	SAP40	4.5-4.5	17/01/2009	Field Test		Stage 3	7.72	1.59	6.13	-	-	-	-	-	-	-	-	-	-	-	-	-	-	-	-	-	-	-	-	-	-	-	-	-	-	-	-	-	-	-	-
151.1666	-23.7632	SAP40_4.7	SAP40	4.75-4.75	17/01/2009	Field Test		Stage 3	7.98	1.88	6.1	-	-	-	-	-	-	-	-	-	-	-	-	-	-	-	-	-	-	-	-	-	-	-	-	-	-	-	-	-	-	-	-
151.1669	-23.7501	894	894	0 - 0.1	25/02/2009	EB0903447		Stage 2	-	-	-	-	11.5	-	-	2300	-	-	379	-	-	1.5	-	0.61	-	-	-	-	<1	-	<10	<0.02	-	9	3.7	-	-	<0.02	-	-	-	-	<2	-	-
151.1669	-23.7501	894	894	0 - 0.5	25/02/2009	ES0902823		Stage 2	-	-	-	-	-	-	-	-	-	-	-	-	-	-	-	-	-	-	-	-	-	-	-	-	-	-	-	-	-	-	-	-	-	-	-
151.1669	-23.7501	894	894	0 - 0.5	25/02/2009	ES0903492		Stage 2	-	-	-	-	-	-	-	-	-	-	-	-	-	-	-	-	-	-	-	-	-	-	-	-	-	-	-	-	-	-	-	-	-	-	-
151.1669	-23.7501	894	894	0.3-0.5	25/02/2009	EB0903447		Stage 2	-	-	-	-	13.6	-	-	2720	-	-	325	-	-	1.5	-	0.52	-	-	-	-	<1	-	<10	<0.02	-	9.2	4.37	-	-	<0.02	-	-	-	-	<2	-	-
151.1669	-23.7501	894	894	0.5-1	25/02/2009	ES0902823		Stage 2	-	-	-	-	-	-	-	-	-	-	-	-	-	-	-	-	-	-	-	-	-	-	-	-	-	-	-	-	-	-	-	-	-	-	-

									ASS Field Test				ASS																																
									pH (F)	pH Change	pH OX	Reaction Rate	Acid Neutralising Capacity	Acid Reacted Calcium	Acid Reacted Magnesium	acidity - Acid Neutralising Capacity (19A2)	acidity - Acid Reacted Calcium	acidity - Acid Reacted Magnesium	acidity - Chromium Reducible Sulfur (a-22B)	acidity - Excess Acid Neutralising Capacity	acidity - Peroxide Oxidisable Sulfur	ANC Fineness Factor	Calcium in Peroxide	Chromium Reducible Sulfur	Excess Acid Neutralising Capacity	KCl Extractable Calcium	KCl Extractable Magnesium	KCl Extractable Sulfur	Liming Rate	Magnesium in Peroxide	Net Acidity (acidity units)	Net Acidity (sulfur units)	Peroxide Oxidisable Sulfur	pH KCl	sulfidic - Acid Reacted Calcium	sulfidic - Acid Reacted Magnesium	sulfidic - Excess Acid Neutralising Capacity	sulfidic - Titratable Actual Acidity	sulfidic - Titratable Peroxide Acidity	sulfidic - Titratable Sulfidic Acidity	sulfidic-Acid Neutral	Sulfur in Peroxide	Titratable Actual Acidity	Titratable Peroxide Acidity	Titratable Sulfidic Acidity
									pH Unit	pH Units	pH Unit	Units	m H+/t	%	%	mol h+/t	mole H+/t	mole H+/t	m H+/t	mole H+/t	mole H+/t	-	%	% S	%	%	%	%	kg CaCO3/t	%	mole H+/t	%S	%	pH Unit	% S	%S	%S	%S	%S	%S	%S	%	mole H+/t	mole H+/t	mole H+/t
EQL									0.1		0.1	1	0.01	0.02	0.02	10	10	10	10	10	10	0.5	0.02	0.02	0.02	0.02	0.02	0.02	1	0.02	10	0.02	0.02	0.1	0.01	0.02	0.02	0.02	0.02	0.02	0.01	0.02	2	2	2
National Assessment Guidelines for Dredging- Maximum																																													
National Assessment Guidelines for Dredging- Screening																																													
QASSIT 1998 (Field Screen)									5-14	1	5-14	2																																	
QASSIT 1998 (Minimum)																															18	0.03													
x coord	**y coord**	**Field ID**	**Core #**	**Depth (m)**	**Date Sample**	**SDG**	**GC Borelog Approved**	**Purpose**																																					
151.1669	-23.7501	894	894	0.8-1	25/02/2009	EB0903447		Stage 2	-	-	-	-	0.77	-	-	154	-	-	278	-	-	1.5	-	0.44	-	-	-	-	13	-	175	0.28	-	8.5	0.25	-	-	<0.02	-	-	-	-	<2	-	-
151.1669	-23.7501	894	894	1.3-1.5	25/02/2009	EB0903447		Stage 2	-	-	-	-	0.86	-	-	173	-	-	42	-	-	1.5	-	0.07	-	-	-	-	<1	-	<10	<0.02	-	9.3	0.28	-	-	<0.02	-	-	-	-	<2	-	-
151.1669	-23.7501	894	894	1.5-1.8	25/02/2009	ES0902823		Stage 2	-	-	-	-	-	-	-	-	-	-	-	-	-	-	-	-	-	-	-	-	-	-	-	-	-	-	-	-	-	-	-	-	-	-	-	-	-	-
151.1669	-23.7501	894	894	1-1.5	25/02/2009	ES0902823		Stage 2	-	-	-	-	-	-	-	-	-	-	-	-	-	-	-	-	-	-	-	-	-	-	-	-	-	-	-	-	-	-	-	-	-	-	-	-	-	-
151.1669	-23.7501	894	894	1-1.5	25/02/2009	ES0903492		Stage 2	-	-	-	-	-	-	-	-	-	-	-	-	-	-	-	-	-	-	-	-	-	-	-	-	-	-	-	-	-	-	-	-	-	-	-	-	-	-
151.1669	-23.7501	894_0.1	894	0.1	25/02/2009	Field Test		Stage 2	8.41	2.27	6.14	3	-	-	-	-	-	-	-	-	-	-	-	-	-	-	-	-	-	-	-	-	-	-	-	-	-	-	-	-	-	-	-	-	-	-
151.1669	-23.7501	894_0.25	894	0.25	25/02/2009	Field Test		Stage 2	8.96	2.63	6.33	-	-	-	-	-	-	-	-	-	-	-	-	-	-	-	-	-	-	-	-	-	-	-	-	-	-	-	-	-	-	-	-	-	-	-
151.1669	-23.7501	894_0.5	894	0.5	25/02/2009	Field Test		Stage 2	8.5	2.45	6.05	-	-	-	-	-	-	-	-	-	-	-	-	-	-	-	-	-	-	-	-	-	-	-	-	-	-	-	-	-	-	-	-	-	-	-
151.1669	-23.7501	894_0.75	894	0.75	25/02/2009	Field Test		Stage 2	8.01	1.86	6.15	-	-	-	-	-	-	-	-	-	-	-	-	-	-	-	-	-	-	-	-	-	-	-	-	-	-	-	-	-	-	-	-	-	-	-
151.1669	-23.7501	894_1	894	1	25/02/2009	Field Test		Stage 2	8.47	2.58	5.89	-	-	-	-	-	-	-	-	-	-	-	-	-	-	-	-	-	-	-	-	-	-	-	-	-	-	-	-	-	-	-	-	-	-	-
151.1669	-23.7501	894_1.25	894	1.25	25/02/2009	Field Test		Stage 2	7.75	1.96	5.79	-	-	-	-	-	-	-	-	-	-	-	-	-	-	-	-	-	-	-	-	-	-	-	-	-	-	-	-	-	-	-	-	-	-	-
151.1669	-23.7501	894_1.5	894	1.5	25/02/2009	Field Test		Stage 2	7.28	1.69	5.59	-	-	-	-	-	-	-	-	-	-	-	-	-	-	-	-	-	-	-	-	-	-	-	-	-	-	-	-	-	-	-	-	-	-	-
151.1669	-23.7501	894_1.75	894	1.75	25/02/2009	Field Test		Stage 2	7.38	1.61	5.77	-	-	-	-	-	-	-	-	-	-	-	-	-	-	-	-	-	-	-	-	-	-	-	-	-	-	-	-	-	-	-	-	-	-	-
151.1669	-23.7501	894B	894	0 - 0.1	25/02/2009	EB0903447		Stage 2	-	-	-	-	18.2	-	-	3630	-	-	256	-	-	1.5	-	0.41	-	-	-	-	<1	-	<10	<0.02	-	9.2	5.82	-	-	<0.02	-	-	-	-	<2	-	-
151.1669	-23.7501	894B	894	0 - 0.5	25/02/2009	ES0902823		Stage 2	-	-	-	-	-	-	-	-	-	-	-	-	-	-	-	-	-	-	-	-	-	-	-	-	-	-	-	-	-	-	-	-	-	-	-	-	-	-
151.1669	-23.7501	894B	894	0.3-0.5	25/02/2009	EB0903447		Stage 2	-	-	-	-	1.83	-	-	366	-	-	106	-	-	1.5	-	0.17	-	-	-	-	<1	-	<10	<0.02	-	9.2	0.59	-	-	<0.02	-	-	-	-	<2	-	-
151.1669	-23.7501	894B	894	0.5-1	25/02/2009	ES0902823		Stage 2	-	-	-	-	-	-	-	-	-	-	-	-	-	-	-	-	-	-	-	-	-	-	-	-	-	-	-	-	-	-	-	-	-	-	-	-	-	-
151.1669	-23.7501	894B	894	0.8-1	25/02/2009	EB0903447		Stage 2	-	-	-	-	0.82	-	-	163	-	-	273	-	-	1.5	-	0.44	-	-	-	-	12	-	164	0.26	-	9.2	0.26	-	-	<0.02	-	-	-	-	<2	-	-
151.1669	-23.7501	894B	894	1.3-1.5	25/02/2009	EB0903447		Stage 2	-	-	-	-	0.48	-	-	96	-	-	388	-	-	1.5	-	0.62	-	-	-	-	24	-	324	0.52	-	7.5	0.15	-	-	<0.02	-	-	-	-	<2	-	-
151.1669	-23.7501	894B	894	1-1.5	25/02/2009	ES0902823		Stage 2	-	-	-	-	-	-	-	-	-	-	-	-	-	-	-	-	-	-	-	-	-	-	-	-	-	-	-	-	-	-	-	-	-	-	-	-	-	-
151.1669	-23.7501	894C	894	0 - 0.5	25/02/2009	ES0902823		Stage 2	-	-	-	-	-	-	-	-	-	-	-	-	-	-	-	-	-	-	-	-	-	-	-	-	-	-	-	-	-	-	-	-	-	-	-	-	-	-
151.1669	-23.7501	894C	894	0.5-1	25/02/2009	ES0902823		Stage 2	-	-	-	-	-	-	-	-	-	-	-	-	-	-	-	-	-	-	-	-	-	-	-	-	-	-	-	-	-	-	-	-	-	-	-	-	-	-
151.1669	-23.7501	894C	894	1-1.5	25/02/2009	ES0902823		Stage 2	-	-	-	-	-	-	-	-	-	-	-	-	-	-	-	-	-	-	-	-	-	-	-	-	-	-	-	-	-	-	-	-	-	-	-	-	-	-
151.167	-23.7527	900	900	0 - 0.1	25/02/2009	EB0903447		Stage 2	-	-	-	-	18.9	-	-	3770	-	-	143	-	-	1.5	-	0.23	-	-	-	-	<1	-	<10	<0.02	-	9	6.05	-	-	<0.02	-	-	-	-	<2	-	-
151.167	-23.7527	900	900	0 - 0.5	25/02/2009	ES0902823		Stage 2	-	-	-	-	-	-	-	-	-	-	-	-	-	-	-	-	-	-	-	-	-	-	-	-	-	-	-	-	-	-	-	-	-	-	-	-	-	-
151.167	-23.7527	900	900	0 - 0.5	25/02/2009	ES0903492		Stage 2	-	-	-	-	-	-	-	-	-	-	-	-	-	-	-	-	-	-	-	-	-	-	-	-	-	-	-	-	-	-	-	-	-	-	-	-	-	-
151.167	-23.7527	900	900	0.3-0.5	25/02/2009	EB0903447		Stage 2	-	-	-	-	0.77	-	-	154	-	-	325	-	-	1.5	-	0.52	-	-	-	-	17	-	222	0.36	-	8.9	0.25	-	-	<0.02	-	-	-	-	<2	-	-
151.167	-23.7527	900	900	0.5-1	25/02/2009	ES0902823		Stage 2	-	-	-	-	-	-	-	-	-	-	-	-	-	-	-	-	-	-	-	-	-	-	-	-	-	-	-	-	-	-	-	-	-	-	-	-	-	-
151.167	-23.7527	900	900	0.8-1	25/02/2009	EB0903447		Stage 2	-	-	-	-	0.62	-	-	125	-	-	347	-	-	1.5	-	0.56	-	-	-	-	20	-	264	0.42	-	8.9	0.2	-	-	<0.02	-	-	-	-	<2	-	-
151.167	-23.7527	900	900	1.45-1.9	25/02/2009	ES0902823		Stage 2	-	-	-	-	-	-	-	-	-	-	-	-	-	-	-	-	-	-	-	-	-	-	-	-	-	-	-	-	-	-	-	-	-	-	-	-	-	-
151.167	-23.7527	900	900	1.8-2	25/02/2009	EB0903447		Stage 2	-	-	-	-	-	-	-	-	-	-	305	-	-	1.5	-	0.49	-	-	-	-	23	-	305	0.49	-	6.5	-	-	-	<0.02	-	-	-	-	<2	-	-
151.167	-23.7527	900	900	1.9-2.2	25/02/2009	ES0902823		Stage 2	-	-	-	-	-	-	-	-	-	-	-	-	-	-	-	-	-	-	-	-	-	-	-	-	-	-	-	-	-	-	-	-	-	-	-	-	-	-
151.167	-23.7527	900	900	1-1.45	25/02/2009	ES0902823		Stage 2	-	-	-	-	-	-	-	-	-	-	-	-	-	-	-	-	-	-	-	-	-	-	-	-	-	-	-	-	-	-	-	-	-	-	-	-	-	-
151.167	-23.7527	900	900	1-1.5	25/02/2009	ES0903492		Stage 2	-	-	-	-	-	-	-	-	-	-	-	-	-	-	-	-	-	-	-	-	-	-	-	-	-	-	-	-	-	-	-	-	-	-	-	-	-	-
151.167	-23.7527	900_0.1	900	0.1	25/02/2009	Field Test		Stage 2	7.23	0.85	6.38	-	-	-	-	-	-	-	-	-	-	-	-	-	-	-	-	-	-	-	-	-	-	-	-	-	-	-	-	-	-	-	-	-	-	-
151.167	-23.7527	900_0.25	900	0.25	25/02/2009	Field Test		Stage 2	8.63	2.14	6.49	-	-	-	-	-	-	-	-	-	-	-	-	-	-	-	-	-	-	-	-	-	-	-	-	-	-	-	-	-	-	-	-	-	-	-
151.167	-23.7527	900_0.5	900	0.5	25/02/2009	Field Test		Stage 2	8.19	2.19	6	-	-	-	-	-	-	-	-	-	-	-	-	-	-	-	-	-	-	-	-	-	-	-	-	-	-	-	-	-	-	-	-	-	-	-
151.167	-23.7527	900_0.75	900	0.75	25/02/2009	Field Test		Stage 2	8.03	2.04	5.99	-	-	-	-	-	-	-	-	-	-	-	-	-	-	-	-	-	-	-	-	-	-	-	-	-	-	-	-	-	-	-	-	-	-	-
151.167	-23.7527	900_1	900	1	25/02/2009	Field Test		Stage 2	7.94	2.14	5.8	-	-	-	-	-	-	-	-	-	-	-	-	-	-	-	-	-	-	-	-	-	-	-	-	-	-	-	-	-	-	-	-	-	-	-
151.167	-23.7527	900_1.25	900	1.25	25/02/2009	Field Test		Stage 2	7.74	1.86	5.88	-	-	-	-	-	-	-	-	-	-	-	-	-	-	-	-	-	-	-	-	-	-	-	-	-	-	-	-	-	-	-	-	-	-	-
151.167	-23.7527	900_1.5	900	1.5	25/02/2009	Field Test		Stage 2	7.57	1.82	5.75	-	-	-	-	-	-	-	-	-	-	-	-	-	-	-	-	-	-	-	-	-	-	-	-	-	-	-	-	-	-	-	-	-	-	-
151.167	-23.7527	900_1.75	900	1.75	25/02/2009	Field Test		Stage 2	7.54	1.8	5.74	-	-	-	-	-	-	-	-	-	-	-	-	-	-	-	-	-	-	-	-	-	-	-	-	-	-	-	-	-	-	-	-	-	-	-
151.167	-23.7527	900_2	900	2	25/02/2009	Field Test		Stage 2	7.22	1.86	5.36	-	-	-	-	-	-	-	-	-	-	-	-	-	-	-	-	-	-	-	-	-	-	-	-	-	-	-	-	-	-	-	-	-	-	-
151.1673	-23.7676	872	872	0 - 0.1	7/03/2009	EB0903990		Stage 3	-	-	-	-	5.72	-	-	1140	-	-	77	-	-	1.5	-	0.12	-	-	-	-	<1	-	<10	<0.02	-	8.9	-	-	-	<0.02	-	-	1.83	-	<2	-	-
151.1673	-23.7676	872	872	0 - 0.5	7/03/2009	ES0903492		Stage 3	-	-	-	-	-	-	-	-	-	-	-	-	-	-	-	-	-	-	-	-	-	-	-	-	-	-	-	-	-	-	-	-	-	-	-	-	-	-
151.1673	-23.7676	872	872	0 - 0.6	7/03/2009	ES0903362		Stage 3	-	-	-	-	-	-	-	-	-	-	-	-	-	-	-	-	-	-	-	-	-	-	-	-	-	-	-	-	-	-	-	-	-	-	-	-	-	-
151.1673	-23.7676	872	872	0.3-0.5	7/03/2009	EB0903990		Stage 3	-	-	-	-	0.51	-	-	102	-	-	431	-	-	1.5	-	0.69	-	-	-	-	27	-	363	0.58	-	8.6	-	-	-	<0.02	-	-	0.16	-	<2	-	-
151.1673	-23.7676	872	872	0.6-1	7/03/2009	ES0903362		Stage 3	-	-	-	-	-	-	-	-	-	-	-	-	-	-	-	-	-	-	-	-	-	-	-	-	-	-	-	-	-	-	-	-	-	-	-	-	-	-
151.1673	-23.7676	872	872	0.8-1	7/03/2009	EB0903990		Stage 3	-	-	-	-	<0.01	-	-	<10	-	-	<10	-	-	1.5	-	<0.02	-	-	-	-	<1	-	<10	<0.02	-	7.4	-	-	-	<0.02	-	-	<0.01	-	<2	-	-
151.1673	-23.7676	872	872	1.3-1.5	7/03/2009	EB0903990		Stage 3	-	-	-	-	<0.01	-	-	<10	-	-	<10	-	-	1.5	-	<0.02	-	-	-	-	<1	-	<10	<0.02	-	6.9	-	-	-	<0.02	-	-	<0.01	-	<2	-	-
151.1673	-23.7676	872	872	1-1.5	7/03/2009	ES0903492		Stage 3	-	-	-	-	-	-	-	-	-	-	-	-	-	-	-	-	-	-	-	-	-	-	-	-	-	-	-	-	-	-	-	-	-	-	-	-	-	-
151.1673	-23.7676	872	872	1-1.6	7/03/2009	ES0903362		Stage 3	-	-	-	-	-	-	-	-	-	-	-	-	-	-	-	-	-	-	-	-	-	-	-	-	-	-	-	-	-	-	-	-	-	-	-	-	-	-
151.1673	-23.7676	872_0.1	872	0.1	7/03/2009	Field Test		Stage 3	8.62	3.3	5.32	3	-	-	-	-	-	-	-	-	-	-	-	-	-	-	-	-	-	-	-	-	-	-	-	-	-	-	-	-	-	-	-	-	-	-
151.1673	-23.7676	872_0.25	872	0.25	7/03/2009	Field Test		Stage 3	8.94	7.39	1.55	4	-	-	-	-	-	-	-	-	-	-	-	-	-	-	-	-	-	-	-	-	-	-	-	-	-	-	-	-	-	-	-	-	-	-
151.1673	-23.7676	872_0.5	872	0.5	7/03/2009	Field Test		Stage 3	8.71	7.05	1.66	4	-	-	-	-	-	-	-	-	-	-	-	-	-	-	-	-	-	-	-	-	-	-	-	-	-	-	-	-	-	-	-	-	-	-
151.1673	-23.7676	872_0.75	872	0.75	7/03/2009	Field Test		Stage 3	9.35	1.29	8.06	4	-	-	-	-	-	-	-	-	-	-	-	-	-	-	-	-	-	-	-	-	-	-	-	-	-	-	-	-	-	-	-	-	-	-
151.1673	-23.7676	872_1	872	1	7/03/2009	Field Test		Stage 3	8.74	2.34	6.4	1	-	-	-	-	-	-	-	-	-	-	-	-	-	-	-	-	-	-	-	-	-	-	-	-	-	-	-	-	-	-	-	-	-	-
151.1673	-23.7676	872_1.25	872	1.25	7/03/2009	Field Test		Stage 3	8.08	2.1	5.98	1	-	-	-	-	-	-	-	-	-	-	-	-	-	-	-	-	-	-	-	-	-	-	-	-	-	-	-	-	-	-	-	-	-	-
151.1673	-23.7676	872_1.5	872	1.5	7/03/2009	Field Test		Stage 3	7.49	1.76	5.73	1	-	-	-	-	-	-	-	-	-	-	-	-	-	-	-	-	-	-	-	-	-	-	-	-	-	-	-	-	-	-	-	-	-	-
151.1674	-23.7641	864	864	0 - 0.1	11/03/2009	EB0904394		Stage 3	-	-	-	-	5.65	-	-	1130	-	-	51	-	-	1.5	-	0.08	-	-	-	-	<1	-	<10	<0.02	-	9	-	-	-	<0.02	-	-	1.81	-	<2	-	-
151.1674	-23.7641	864	864	0 - 0.5	11/03/2009	ES0903631		Stage 3	-	-	-	-	-	-	-	-	-	-	-	-	-	-	-	-	-	-	-	-	-	-	-	-	-	-	-	-	-	-	-	-	-	-	-	-	-	-
151.1674	-23.7641	864	864	0 - 0.5	11/03/2009	ES0904190		Stage 3	-	-	-	-	-	-	-	-	-	-	-	-	-	-	-	-	-	-	-	-	-	-	-	-	-	-	-	-	-	-	-	-	-	-	-	-	-	-
151.1674	-23.7641	864	864	0.3-0.5	11/03/2009	EB0904394		Stage 3	-	-	-	-	10.3	-	-	2050	-	-	90	-	-	1.5	-	0.14	-	-	-	-	<1	-	<10	<0.02	-	9.1	-	-	-	<0.02	-	-	3.29	-	<2	-	-
151.1674	-23.7641	864	864	0.5-1	11/03/2009	ES0903631		Stage 3	-	-	-	-	-	-	-	-	-	-	-	-	-	-	-	-	-	-	-	-	-	-	-	-	-	-	-	-	-	-	-	-	-	-	-	-	-	-
151.1674	-23.7641	864	864	0.8-1	11/03/2009	EB0904394		Stage 3	-	-	-	-	2.15	-	-	429	-	-	414	-	-	1.5	-	0.66	-	-	-	-	10	-	127	0.2	-	8.7	-	-	-	<0.02	-	-	0.69	-	<2	-	-
151.1674	-23.7641	864	864	1.3-1.5	11/03/2009	EB0904394		Stage 3	-	-	-	-	1.54	-	-	308	-	-	353	-	-	1.5	-	0.57	-	-	-	-	11	-	148	0.24	-	8.6	-	-	-	<0.02	-	-	0.49	-	<2	-	-
151.1674	-23.7641	864	864	1.5-2	11/03/2009	ES0903631		Stage 3	-	-	-	-	-	-	-	-	-	-	-	-	-	-	-	-	-	-	-	-	-	-	-	-	-	-	-	-	-	-	-	-	-	-	-	-	-	-
151.1674	-23.7641	864	864	1.8-2	11/03/2009	EB0904394		Stage 3	-	-	-	-	0.32	-	-	64	-	-	363	-	-	1.5	-	0.58	-	-	-	-	24	-	320	0.51	-	8.5	-	-	-	<0.02	-	-	0.1	-	<2	-	-
151.1674	-23.7641	864	864	1-1.5	11/03/2009	ES0903631		Stage 3	-	-	-	-	-	-	-	-	-	-	-	-	-	-	-	-	-	-	-	-	-	-	-	-	-	-	-	-	-	-	-	-	-	-	-	-	-	-
151.1674	-23.7641	864	864	2.3-2.5	11/03/2009	EB0904394		Stage 3	-	-	-	-	0.83	-	-	166	-	-	319	-	-	1.5	-	0.51	-	-	-	-	16	-	209	0.33	-	8.5	-	-	-	<0.02	-	-	0.26	-	<2	-	-
151.1674	-23.7641	864	864	2-3	11/03/2009	ES0903631		Stage 3	-	-	-	-	-	-	-	-	-	-	-	-	-	-	-	-	-	-	-	-	-	-	-	-	-	-	-	-	-	-	-	-	-	-	-	-	-	-
151.1674	-23.7641	864	864	3.3-3.5	11/03/2009	EB0904394		Stage 3	-	-	-	-	1.64	-	-	328	-	-	317	-	-	1.5	-	0.51	-	-	-	-	7	-	98	0.16	-	8.5	-	-	-	<0.02	-	-	0.52	-	<2	-	-
151.1674	-23.7641	864	864	3-4	11/03/2009	ES0903631		Stage 3	-	-	-	-	-	-	-	-	-	-	-	-	-	-	-	-	-	-	-	-	-	-	-	-	-	-	-	-	-	-	-	-	-	-	-	-	-	-
151.1674	-23.7641	864	864	4.3-4.5	11/03/2009	EB0904394		Stage 3	-	-	-	-	1.03	-	-	206	-	-	416	-	-	1.5	-	0.67	-	-	-	-	21	-	278	0.45	-	8.4	-	-	-	<0.02	-	-	0.33	-	<2	-	-
151.1674	-23.7641	864	864	4.8-5	11/03/2009	EB0904394		Stage 3	-	-	-	-	5.6	-	-	1120	-	-	363	-	-	1.5	-	0.58	-	-	-	-	<1	-	<10	<0.02	-	8.7	-	-	-	<0.02	-	-	1.79	-	<2	-	-
151.1674	-23.7641	864	864	4-5	11/03/2009	ES0903631		Stage 3	-	-	-	-	-	-	-	-	-	-	-	-	-	-	-	-	-	-	-	-	-	-	-	-	-	-	-	-	-	-	-	-	-	-	-	-	-	-
151.1674	-23.7641	864_0.1	864	0.1	11/03/2009	Field Test		Stage 3	9.11	3.51	5.6	1	-	-	-	-	-	-	-	-	-	-	-	-	-	-	-	-	-	-	-	-	-	-	-	-	-	-	-	-	-	-	-	-	-	-
151.1674	-23.7641	864_0.25	864	0.25	11/03/2009	Field Test		Stage 3	9	3.09	5.91	1	-	-	-	-	-	-	-	-	-	-	-	-	-	-	-	-	-	-	-	-	-	-	-	-	-	-	-	-	-	-	-	-	-	-
151.1674	-23.7641	864_0.5	864	0.5	11/03/2009	Field Test		Stage 3	8.55	5.25	3.3	1	-	-	-	-	-	-	-	-	-	-	-	-	-	-	-	-	-	-	-	-	-	-	-	-	-	-	-	-	-	-	-	-	-	-
151.1674	-23.7641	864_0.75	864	0.75	11/03/2009	Field Test		Stage 3	8.71	3.11	5.6	1	-	-	-	-	-	-	-	-	-	-	-	-	-	-	-	-	-	-	-	-	-	-	-	-	-	-	-	-	-	-	-	-	-	-
151.1674	-23.7641	864_1	864	1	11/03/2009	Field Test		Stage 3	8.58	6.17	2.41	1	-	-	-	-	-	-	-	-	-	-	-	-	-	-	-	-	-	-	-	-	-	-	-	-	-	-	-	-	-	-	-	-	-	-
151.1674	-23.7641	864_1.25	864	1.25	11/03/2009	Field Test		Stage 3	8.38	2.65	5.73	1	-	-	-	-	-	-	-	-	-	-	-	-	-	-	-	-	-	-	-	-	-	-	-	-	-	-	-	-	-	-	-	-	-	-
151.1674	-23.7641	864_1.5	864	1.5	11/03/2009	Field Test		Stage 3	8.11	3.86	4.25	1	-	-	-	-	-	-	-	-	-	-	-	-	-	-	-	-	-	-	-	-	-	-	-	-	-	-	-	-	-	-	-	-	-	-
151.1674	-23.7641	864_1.75	864	1.75	11/03/2009	Field Test		Stage 3	8.53	4.7	3.83	1	-	-	-	-	-	-	-	-	-	-	-	-	-	-	-	-	-	-	-	-	-	-	-	-	-	-	-	-	-	-	-	-	-	-
151.1674	-23.7641	864_2	864	2	11/03/2009	Field Test		Stage 3	8.51	4.09	4.42	2	-	-	-	-	-	-	-	-	-	-	-	-	-	-	-	-	-	-	-	-	-	-	-	-	-	-	-	-	-	-	-	-	-	-
151.1674	-23.7641	864_2.25	864	2.25	11/03/2009	Field Test		Stage 3	8.43	2.51	5.92	2	-	-	-	-	-	-	-	-	-	-	-	-	-	-	-	-	-	-	-	-	-	-	-	-	-	-	-	-	-	-	-	-	-	-
151.1674	-23.7641	864_2.5	864	2.5	11/03/2009	Field Test		Stage 3	8.39	3.92	4.47	1	-	-	-	-	-	-	-	-	-	-	-	-	-	-	-	-	-	-	-	-	-	-	-	-	-	-	-	-	-	-	-	-	-	-
151.1674	-23.7641	864_2.75	864	2.75	11/03/2009	Field Test		Stage 3	8.27	5.39	2.88	1	-	-	-	-	-	-	-	-	-	-	-	-	-	-	-	-	-	-	-	-	-	-	-	-	-	-	-	-	-	-	-	-	-	-
151.1674	-23.7641	864_3	864	3	11/03/2009	Field Test		Stage 3	8.59	2.71	5.88	2	-	-	-	-	-	-	-	-	-	-	-	-	-	-	-	-	-	-	-	-	-	-	-	-	-	-	-	-	-	-	-	-	-	-
151.1674	-23.7641	864_3.25	864	3.25	11/03/2009	Field Test		Stage 3	8.87	5.33	3.54	1	-	-	-	-	-	-	-	-	-	-	-	-	-	-	-	-	-	-	-	-	-	-	-	-	-	-	-	-	-	-	-	-	-	-
151.1674	-23.7641	864_3.5	864	3.5	11/03/2009	Field Test		Stage 3	8.62	4.89	3.73	1	-	-	-	-	-	-	-	-	-	-	-	-	-	-	-	-	-	-	-	-	-	-	-	-	-	-	-	-	-	-	-	-	-	-
151.1674	-23.7641	864_3.75	864	3.75	11/03/2009	Field Test		Stage 3	8.97	7.2	1.77	3	-	-	-	-	-	-	-	-	-	-	-	-	-	-	-	-	-	-	-	-	-	-	-	-	-	-	-	-	-	-	-	-	-	-
151.1674	-23.7641	864_4	864	4	11/03/2009	Field Test		Stage 3	8.68	5.81	2.87	1	-	-	-	-	-	-	-	-	-	-	-	-	-	-	-	-	-	-	-	-	-	-	-	-	-	-	-	-	-	-	-	-	-	-
151.1674	-23.7641	864_4.25	864	4.25	11/03/2009	Field Test		Stage 3	8.7	6.19	2.51	2	-	-	-	-	-	-	-	-	-	-	-	-	-	-	-	-	-	-	-	-	-	-	-	-	-	-	-	-	-	-	-	-	-	-
151.1674	-23.7641	864_4.5	864	4.5	11/03/2009	Field Test		Stage 3	8.78	6.96	1.82	2	-	-	-	-	-	-	-	-	-	-	-	-	-	-	-	-	-	-	-	-	-	-	-	-	-	-	-	-	-	-	-	-	-	-
151.1674	-23.7641	864_4.75	864	4.75	11/03/2009	Field Test		Stage 3	8.69	2.01	6.68	2	-	-	-	-	-	-	-	-	-	-	-	-	-	-	-	-	-	-	-	-	-	-	-	-	-	-	-	-	-	-	-	-	-	-
151.1674	-23.7641	864_5	864	5	11/03/2009	Field Test		Stage 3	8.69	4.92	3.77	3	-	-	-	-	-	-	-	-	-	-	-	-	-	-	-	-	-	-	-	-	-	-	-	-	-	-	-	-	-	-	-	-	-	-
151.1674	-23.7613	858	858	0 - 0.1	2/03/2009	EB0903558		Stage 3	-	-	-	-	17	-	-	3390	-	-	55	-	-	1.5	-	0.09	-	-	-	-	<1	-	<10	<0.02	-	9	-	-	-	<0.02	-	-	5.44	-	<2	-	-

x coord	y coord	Field ID	Core #	Depth (m)	Date Sampled	SDG	GC Borelog Approved	Purpose	pH (F)	pH Change	pH OX	Reaction Rate	Acid Neutralising Capacity	Acid Reacted Calcium	Acid Reacted Magnesium	acidity - Acid Neutralising Capacity (19A2)	acidity - Acid Reacted Calcium	acidity - Acid Reacted Magnesium	acidity - Chromium Reducible Sulfur (a-22B)	acidity - Excess Acid Neutralising Capacity	acidity - Peroxide Oxidisable Sulfur	ANC Fineness Factor	Calcium in Peroxide	Chromium Reducible Sulfur	Excess Acid Neutralising Capacity	KCl Extractable Calcium	KCl Extractable Magnesium	KCl Extractable Sulfur	Liming Rate	Magnesium in Peroxide	Net Acidity (acidity units)	Net Acidity (sulfur units)	Peroxide Oxidisable Sulfur	pH KCl	sulfidic - Acid Reacted Calcium	sulfidic - Acid Reacted Magnesium	sulfidic - Excess Acid Neutralising Capacity	sulfidic - Titratable Actual Acidity	sulfidic - Titratable Peroxide Acidity	sulfidic - Titratable Sulfidic Acidity	sulfidic-Acid Neutral	Sulfur in Peroxide	Titratable Actual Acidity	Titratable Peroxide Acidity	Titratable Sulfidic Acidity
									ASS Field Test				ASS																																	
									pH Unit	pH Units	pH Unit	Units	m H+/t	%	%	mol h+/t	mole H+/t	mole H+/t	m H+/t	mole H+/t	mole H+/t	-	%	% S	%	%	%	%	kg CaCO3/t	%	mole H+/t	%S	%	pH Unit	% S	%S	%S	%S	%S	%S	%S	%	mole H+/t	mole H+/t	mole H+/t
EQL									0.1		0.1	1	0.01	0.02	0.02	10	10	10	10	10	10	0.5	0.02	0.02	0.02	0.02	0.02	1	0.02	10	0.02	0.02	0.1	0.01	0.02	0.02	0.02	0.02	0.02	0.01	0.02	2	2	2
National Assessment Guidelines for Dredging- Maximum																																														
National Assessment Guidelines for Dredging- Screening																																														
QASSIT 1998 (Field Screen)									5-14	1	5-14	2																																		
QASSIT 1998 (Minimum)																															18	0.03														
151.1674	-23.7613	858	858	0 - 0.5	2/03/2009	ES0903119		Stage 3	-	-	-	-	-	-	-	-	-	-	-	-	-	-	-	-	-	-	-	-	-	-	-	-	-	-	-	-	-	-	-	-	-	-	-	-	-	-
151.1674	-23.7613	858	858	0 - 0.5	2/03/2009	ES0903492		Stage 3	-	-	-	-	-	-	-	-	-	-	-	-	-	-	-	-	-	-	-	-	-	-	-	-	-	-	-	-	-	-	-	-	-	-	-	-	-	-
151.1674	-23.7613	858	858	0.3-0.5	2/03/2009	EB0903558		Stage 3	-	-	-	-	6.93	-	-	1380	-	-	540	-	-	1.5	-	0.86	-	-	-	-	<1	-	<10	<0.02	-	8.7	-	-	-	<0.02	-	-	2.22	-	<2	-	-
151.1674	-23.7613	858	858	0.5-1	2/03/2009	ES0903119		Stage 3	-	-	-	-	-	-	-	-	-	-	-	-	-	-	-	-	-	-	-	-	-	-	-	-	-	-	-	-	-	-	-	-	-	-	-	-	-	-
151.1674	-23.7613	858	858	0.8-1	2/03/2009	EB0903558		Stage 3	-	-	-	-	1.22	-	-	243	-	-	395	-	-	1.5	-	0.63	-	-	-	-	17	-	233	0.37	-	8.5	-	-	-	<0.02	-	-	0.39	-	<2	-	-
151.1674	-23.7613	858	858	1.3-1.5	2/03/2009	EB0903558		Stage 3	-	-	-	-	2.68	-	-	535	-	-	616	-	-	1.5	-	0.99	-	-	-	-	19	-	259	0.42	-	8.5	-	-	-	<0.02	-	-	0.86	-	<2	-	-
151.1674	-23.7613	858	858	1.5-2	2/03/2009	ES0903119		Stage 3	-	-	-	-	-	-	-	-	-	-	-	-	-	-	-	-	-	-	-	-	-	-	-	-	-	-	-	-	-	-	-	-	-	-	-	-	-	-
151.1674	-23.7613	858	858	1.8-2	2/03/2009	EB0903558		Stage 3	-	-	-	-	0.97	-	-	195	-	-	582	-	-	1.5	-	0.93	-	-	-	-	34	-	452	0.72	-	8.3	-	-	-	<0.02	-	-	0.31	-	<2	-	-
151.1674	-23.7613	858	858	1-1.5	2/03/2009	ES0903119		Stage 3	-	-	-	-	-	-	-	-	-	-	-	-	-	-	-	-	-	-	-	-	-	-	-	-	-	-	-	-	-	-	-	-	-	-	-	-	-	-
151.1674	-23.7613	858	858	2.8-3	2/03/2009	EB0903558		Stage 3	-	-	-	-	4.38	-	-	876	-	-	572	-	-	1.5	-	0.92	-	-	-	-	<1	-	<10	<0.02	-	8.4	-	-	-	<0.02	-	-	1.4	-	<2	-	-
151.1674	-23.7613	858	858	2-3.1	2/03/2009	ES0903119		Stage 3	-	-	-	-	-	-	-	-	-	-	-	-	-	-	-	-	-	-	-	-	-	-	-	-	-	-	-	-	-	-	-	-	-	-	-	-	-	-
151.1674	-23.7613	858	858	3.1-4	2/03/2009	ES0903119		Stage 3	-	-	-	-	-	-	-	-	-	-	-	-	-	-	-	-	-	-	-	-	-	-	-	-	-	-	-	-	-	-	-	-	-	-	-	-	-	-
151.1674	-23.7613	858	858	3.3-3.5	2/03/2009	EB0903558		Stage 3	-	-	-	-	0.27	-	-	54	-	-	22	-	-	1.5	-	0.04	-	-	-	-	<1	-	<10	<0.02	-	9.4	-	-	-	<0.02	-	-	0.09	-	<2	-	-
151.1674	-23.7613	858	858	3.5-4	2/03/2009	ES0903492		Stage 3	-	-	-	-	-	-	-	-	-	-	-	-	-	-	-	-	-	-	-	-	-	-	-	-	-	-	-	-	-	-	-	-	-	-	-	-	-	-
151.1674	-23.7613	858	858	4.2-4.4	2/03/2009	EB0903558		Stage 3	-	-	-	-	<0.01	-	-	<10	-	-	<10	-	-	1.5	-	<0.02	-	-	-	-	<1	-	<10	<0.02	-	8.6	-	-	-	<0.02	-	-	<0.01	-	<2	-	-
151.1674	-23.7613	858	858	4-4.5	2/03/2009	ES0903119		Stage 3	-	-	-	-	-	-	-	-	-	-	-	-	-	-	-	-	-	-	-	-	-	-	-	-	-	-	-	-	-	-	-	-	-	-	-	-	-	-
151.1674	-23.7613	858_0.1	858	0.1	2/03/2009	Field Test		Stage 3	8.86	2.8	6.06	1	-	-	-	-	-	-	-	-	-	-	-	-	-	-	-	-	-	-	-	-	-	-	-	-	-	-	-	-	-	-	-	-	-	-
151.1674	-23.7613	858_0.25	858	0.25	2/03/2009	Field Test		Stage 3	9.24	3.05	6.19	1	-	-	-	-	-	-	-	-	-	-	-	-	-	-	-	-	-	-	-	-	-	-	-	-	-	-	-	-	-	-	-	-	-	-
151.1674	-23.7613	858_0.5	858	0.5	2/03/2009	Field Test		Stage 3	9.08	4.57	4.51	1	-	-	-	-	-	-	-	-	-	-	-	-	-	-	-	-	-	-	-	-	-	-	-	-	-	-	-	-	-	-	-	-	-	-
151.1674	-23.7613	858_0.75	858	0.75	2/03/2009	Field Test		Stage 3	8.73	3.37	5.36	1	-	-	-	-	-	-	-	-	-	-	-	-	-	-	-	-	-	-	-	-	-	-	-	-	-	-	-	-	-	-	-	-	-	-
151.1674	-23.7613	858_1	858	1	2/03/2009	Field Test		Stage 3	8.54	2.61	5.93	1	-	-	-	-	-	-	-	-	-	-	-	-	-	-	-	-	-	-	-	-	-	-	-	-	-	-	-	-	-	-	-	-	-	-
151.1674	-23.7613	858_1.25	858	1.25	2/03/2009	Field Test		Stage 3	8.68	2.93	5.75	1	-	-	-	-	-	-	-	-	-	-	-	-	-	-	-	-	-	-	-	-	-	-	-	-	-	-	-	-	-	-	-	-	-	-
151.1674	-23.7613	858_1.5	858	1.5	2/03/2009	Field Test		Stage 3	9.11	5.67	3.44	1	-	-	-	-	-	-	-	-	-	-	-	-	-	-	-	-	-	-	-	-	-	-	-	-	-	-	-	-	-	-	-	-	-	-
151.1674	-23.7613	858_1.75	858	1.75	2/03/2009	Field Test		Stage 3	8.6	3.49	5.11	1	-	-	-	-	-	-	-	-	-	-	-	-	-	-	-	-	-	-	-	-	-	-	-	-	-	-	-	-	-	-	-	-	-	-
151.1674	-23.7613	858_2	858	2	2/03/2009	Field Test		Stage 3	8.99	3.57	5.42	1	-	-	-	-	-	-	-	-	-	-	-	-	-	-	-	-	-	-	-	-	-	-	-	-	-	-	-	-	-	-	-	-	-	-
151.1674	-23.7613	858_2.25	858	2.25	2/03/2009	Field Test		Stage 3	9.02	6.38	2.64	1	-	-	-	-	-	-	-	-	-	-	-	-	-	-	-	-	-	-	-	-	-	-	-	-	-	-	-	-	-	-	-	-	-	-
151.1674	-23.7613	858_2.5	858	2.5	2/03/2009	Field Test		Stage 3	8.86	4.06	4.8	1	-	-	-	-	-	-	-	-	-	-	-	-	-	-	-	-	-	-	-	-	-	-	-	-	-	-	-	-	-	-	-	-	-	-
151.1674	-23.7613	858_2.75	858	2.75	2/03/2009	Field Test		Stage 3	8.87	5.62	3.25	1	-	-	-	-	-	-	-	-	-	-	-	-	-	-	-	-	-	-	-	-	-	-	-	-	-	-	-	-	-	-	-	-	-	-
151.1674	-23.7613	858_3	858	3	2/03/2009	Field Test		Stage 3	8.72	3.47	5.25	1	-	-	-	-	-	-	-	-	-	-	-	-	-	-	-	-	-	-	-	-	-	-	-	-	-	-	-	-	-	-	-	-	-	-
151.1674	-23.7613	858_3.25	858	3.25	2/03/2009	Field Test		Stage 3	8.94	6.96	1.98	1	-	-	-	-	-	-	-	-	-	-	-	-	-	-	-	-	-	-	-	-	-	-	-	-	-	-	-	-	-	-	-	-	-	-
151.1674	-23.7613	858_3.5	858	3.5	2/03/2009	Field Test		Stage 3	8.56	6.15	2.41	-	-	-	-	-	-	-	-	-	-	-	-	-	-	-	-	-	-	-	-	-	-	-	-	-	-	-	-	-	-	-	-	-	-	-
151.1674	-23.7613	858_3.75	858	3.75	2/03/2009	Field Test		Stage 3	7.91	3.34	4.57	-	-	-	-	-	-	-	-	-	-	-	-	-	-	-	-	-	-	-	-	-	-	-	-	-	-	-	-	-	-	-	-	-	-	-
151.1674	-23.7613	858_4	858	4	2/03/2009	Field Test		Stage 3	8.01	5.5	2.51	-	-	-	-	-	-	-	-	-	-	-	-	-	-	-	-	-	-	-	-	-	-	-	-	-	-	-	-	-	-	-	-	-	-	-
151.1674	-23.7613	858_4.25	858	4.25	2/03/2009	Field Test		Stage 3	7.88	2.15	5.73	-	-	-	-	-	-	-	-	-	-	-	-	-	-	-	-	-	-	-	-	-	-	-	-	-	-	-	-	-	-	-	-	-	-	-
151.1674	-23.7613	D03_0203	858	0 - 0.5	2/03/2009	ES0903119		Stage 3	-	-	-	-	-	-	-	-	-	-	-	-	-	-	-	-	-	-	-	-	-	-	-	-	-	-	-	-	-	-	-	-	-	-	-	-	-	-
151.1674	-23.7613	D04_0203	858	0.5-1	2/03/2009	ES0903119		Stage 3	-	-	-	-	-	-	-	-	-	-	-	-	-	-	-	-	-	-	-	-	-	-	-	-	-	-	-	-	-	-	-	-	-	-	-	-	-	-
151.1674	-23.7562	846	846	0 - 0.1	28/02/2009	EB0903447		Stage 2	-	-	-	-	17.1	-	-	3420	-	-	39	-	-	1.5	-	0.06	-	-	-	-	<1	-	<10	<0.02	-	9.2	5.48	-	-	<0.02	-	-	-	-	<2	-	-
151.1674	-23.7562	846	846	0 - 0.25	28/02/2009	ES0902972		Stage 2	-	-	-	-	-	-	-	-	-	-	-	-	-	-	-	-	-	-	-	-	-	-	-	-	-	-	-	-	-	-	-	-	-	-	-	-	-	-
151.1674	-23.7562	846	846	0.25-0.75	28/02/2009	ES0902972		Stage 2	-	-	-	-	-	-	-	-	-	-	-	-	-	-	-	-	-	-	-	-	-	-	-	-	-	-	-	-	-	-	-	-	-	-	-	-	-	-
151.1674	-23.7562	846	846	0.3-0.5	28/02/2009	EB0903447		Stage 2	-	-	-	-	0.37	-	-	74	-	-	<10	-	-	1.5	-	<0.02	-	-	-	-	<1	-	<10	<0.02	-	7.5	0.12	-	-	<0.02	-	-	-	-	<2	-	-
151.1674	-23.7562	846	846	0.75-1.6	28/02/2009	ES0902972		Stage 2	-	-	-	-	-	-	-	-	-	-	-	-	-	-	-	-	-	-	-	-	-	-	-	-	-	-	-	-	-	-	-	-	-	-	-	-	-	-
151.1674	-23.7562	846	846	0.8-1	28/02/2009	EB0903447		Stage 2	-	-	-	-	0.47	-	-	94	-	-	<10	-	-	1.5	-	<0.02	-	-	-	-	<1	-	<10	<0.02	-	7.1	0.15	-	-	<0.02	-	-	-	-	<2	-	-
151.1674	-23.7562	846	846	1.3-1.5	28/02/2009	EB0903447		Stage 2	-	-	-	-	0.52	-	-	104	-	-	<10	-	-	1.5	-	<0.02	-	-	-	-	<1	-	<10	<0.02	-	9.1	0.17	-	-	<0.02	-	-	-	-	<2	-	-
151.1674	-23.7562	846	846	1.6-2	28/02/2009	ES0902972		Stage 2	-	-	-	-	-	-	-	-	-	-	-	-	-	-	-	-	-	-	-	-	-	-	-	-	-	-	-	-	-	-	-	-	-	-	-	-	-	-
151.1674	-23.7562	846	846	1.8-2	28/02/2009	EB0903447		Stage 2	-	-	-	-	0.47	-	-	94	-	-	<10	-	-	1.5	-	<0.02	-	-	-	-	<1	-	<10	<0.02	-	6.8	0.15	-	-	<0.02	-	-	-	-	<2	-	-
151.1674	-23.7562	846	846	1-1.5	28/02/2009	ES0903492		Stage 2	-	-	-	-	-	-	-	-	-	-	-	-	-	-	-	-	-	-	-	-	-	-	-	-	-	-	-	-	-	-	-	-	-	-	-	-	-	-
151.1674	-23.7562	846	846	2.3-2.5	28/02/2009	EB0903447		Stage 2	-	-	-	-	18.1	-	-	3620	-	-	30	-	-	1.5	-	0.05	-	-	-	-	<1	-	<10	<0.02	-	9.2	5.8	-	-	<0.02	-	-	-	-	<2	-	-
151.1674	-23.7562	846	846	2.5-2.9	28/02/2009	ES0903492		Stage 2	-	-	-	-	-	-	-	-	-	-	-	-	-	-	-	-	-	-	-	-	-	-	-	-	-	-	-	-	-	-	-	-	-	-	-	-	-	-
151.1674	-23.7562	846	846	2-2.9	28/02/2009	ES0902972		Stage 2	-	-	-	-	-	-	-	-	-	-	-	-	-	-	-	-	-	-	-	-	-	-	-	-	-	-	-	-	-	-	-	-	-	-	-	-	-	-
151.1674	-23.7562	846_0.1	846	0.1	28/02/2009	Field Test		Stage 2	8.43	2.53	5.9	1	-	-	-	-	-	-	-	-	-	-	-	-	-	-	-	-	-	-	-	-	-	-	-	-	-	-	-	-	-	-	-	-	-	-
151.1674	-23.7562	846_0.25	846	0.25	28/02/2009	Field Test		Stage 2	8	4.5	3.5	1	-	-	-	-	-	-	-	-	-	-	-	-	-	-	-	-	-	-	-	-	-	-	-	-	-	-	-	-	-	-	-	-	-	-
151.1674	-23.7562	846_0.5	846	0.5	28/02/2009	Field Test		Stage 2	7.21	1.64	5.57	-	-	-	-	-	-	-	-	-	-	-	-	-	-	-	-	-	-	-	-	-	-	-	-	-	-	-	-	-	-	-	-	-	-	-
151.1674	-23.7562	846_0.75	846	0.75	28/02/2009	Field Test		Stage 2	7.16	1.52	5.64	-	-	-	-	-	-	-	-	-	-	-	-	-	-	-	-	-	-	-	-	-	-	-	-	-	-	-	-	-	-	-	-	-	-	-
151.1674	-23.7562	846_1	846	1	28/02/2009	Field Test		Stage 2	6.89	1.49	5.4	-	-	-	-	-	-	-	-	-	-	-	-	-	-	-	-	-	-	-	-	-	-	-	-	-	-	-	-	-	-	-	-	-	-	-
151.1674	-23.7562	846_1.25	846	1.25	28/02/2009	Field Test		Stage 2	6.83	1.48	5.35	-	-	-	-	-	-	-	-	-	-	-	-	-	-	-	-	-	-	-	-	-	-	-	-	-	-	-	-	-	-	-	-	-	-	-
151.1674	-23.7562	846_1.5	846	1.5	28/02/2009	Field Test		Stage 2	7	1.48	5.52	-	-	-	-	-	-	-	-	-	-	-	-	-	-	-	-	-	-	-	-	-	-	-	-	-	-	-	-	-	-	-	-	-	-	-
151.1674	-23.7562	846_1.75	846	1.75	28/02/2009	Field Test		Stage 2	6.88	1.5	5.38	-	-	-	-	-	-	-	-	-	-	-	-	-	-	-	-	-	-	-	-	-	-	-	-	-	-	-	-	-	-	-	-	-	-	-
151.1674	-23.7562	846_2	846	2	28/02/2009	Field Test		Stage 2	7.01	1.58	5.43	-	-	-	-	-	-	-	-	-	-	-	-	-	-	-	-	-	-	-	-	-	-	-	-	-	-	-	-	-	-	-	-	-	-	-
151.1674	-23.7562	846_2.25	846	2.25	28/02/2009	Field Test		Stage 2	6.93	1.49	5.44	-	-	-	-	-	-	-	-	-	-	-	-	-	-	-	-	-	-	-	-	-	-	-	-	-	-	-	-	-	-	-	-	-	-	-
151.1674	-23.7562	846_2.5	846	2.5	28/02/2009	Field Test		Stage 2	6.91	1.41	5.5	-	-	-	-	-	-	-	-	-	-	-	-	-	-	-	-	-	-	-	-	-	-	-	-	-	-	-	-	-	-	-	-	-	-	-
151.1674	-23.7562	846_2.75	846	2.75	28/02/2009	Field Test		Stage 2	6.89	1.52	5.37	-	-	-	-	-	-	-	-	-	-	-	-	-	-	-	-	-	-	-	-	-	-	-	-	-	-	-	-	-	-	-	-	-	-	-
151.1674	-23.7562	846B	846	0 - 0.1	28/02/2009	EB0903447		Stage 2	-	-	-	-	2.5	-	-	499	-	-	293	-	-	1.5	-	0.47	-	-	-	-	<1	-	<10	<0.02	-	8.7	0.8	-	-	<0.02	-	-	-	-	<2	-	-
151.1674	-23.7562	846B	846	0 - 0.5	28/02/2009	ES0902972		Stage 2	-	-	-	-	-	-	-	-	-	-	-	-	-	-	-	-	-	-	-	-	-	-	-	-	-	-	-	-	-	-	-	-	-	-	-	-	-	-
151.1674	-23.7562	846B	846	0.3-0.5	28/02/2009	EB0903447		Stage 2	-	-	-	-	0.32	-	-	64	-	-	<10	-	-	1.5	-	<0.02	-	-	-	-	<1	-	<10	<0.02	-	7.4	0.1	-	-	<0.02	-	-	-	-	<2	-	-
151.1674	-23.7562	846B	846	0.5-0.75	28/02/2009	ES0902972		Stage 2	-	-	-	-	-	-	-	-	-	-	-	-	-	-	-	-	-	-	-	-	-	-	-	-	-	-	-	-	-	-	-	-	-	-	-	-	-	-
151.1674	-23.7562	846B	846	0.75-1	28/02/2009	ES0902972		Stage 2	-	-	-	-	-	-	-	-	-	-	-	-	-	-	-	-	-	-	-	-	-	-	-	-	-	-	-	-	-	-	-	-	-	-	-	-	-	-
151.1674	-23.7562	846B	846	0.8-1	28/02/2009	EB0903447		Stage 2	-	-	-	-	0.52	-	-	104	-	-	<10	-	-	1.5	-	<0.02	-	-	-	-	<1	-	<10	<0.02	-	9.5	0.17	-	-	<0.02	-	-	-	-	<2	-	-
151.1674	-23.7562	846B	846	1.3-1.5	28/02/2009	EB0903447		Stage 2	-	-	-	-	0.37	-	-	74	-	-	<10	-	-	1.5	-	<0.02	-	-	-	-	<1	-	<10	<0.02	-	7.3	0.12	-	-	<0.02	-	-	-	-	<2	-	-
151.1674	-23.7562	846B	846	1.5-1.9	28/02/2009	ES0902972		Stage 2	-	-	-	-	-	-	-	-	-	-	-	-	-	-	-	-	-	-	-	-	-	-	-	-	-	-	-	-	-	-	-	-	-	-	-	-	-	-
151.1674	-23.7562	846B	846	1.7-1.9	28/02/2009	EB0903447		Stage 2	-	-	-	-	0.32	-	-	64	-	-	<10	-	-	1.5	-	<0.02	-	-	-	-	<1	-	<10	<0.02	-	6.6	0.1	-	-	<0.02	-	-	-	-	<2	-	-
151.1674	-23.7562	846B	846	1-1.5	28/02/2009	ES0902972		Stage 2	-	-	-	-	-	-	-	-	-	-	-	-	-	-	-	-	-	-	-	-	-	-	-	-	-	-	-	-	-	-	-	-	-	-	-	-	-	-
151.1674	-23.7562	846B	846	1-1.5	28/02/2009	ES0903492		Stage 2	-	-	-	-	-	-	-	-	-	-	-	-	-	-	-	-	-	-	-	-	-	-	-	-	-	-	-	-	-	-	-	-	-	-	-	-	-	-
151.1674	-23.7562	846C	846	0 - 0.4	28/02/2009	ES0902972		Stage 2	-	-	-	-	-	-	-	-	-	-	-	-	-	-	-	-	-	-	-	-	-	-	-	-	-	-	-	-	-	-	-	-	-	-	-	-	-	-
151.1674	-23.7562	846C	846	0 - 0.5	28/02/2009	ES0903492		Stage 2	-	-	-	-	-	-	-	-	-	-	-	-	-	-	-	-	-	-	-	-	-	-	-	-	-	-	-	-	-	-	-	-	-	-	-	-	-	-
151.1674	-23.7562	846C	846	0.5-1	28/02/2009	ES0902972		Stage 2	-	-	-	-	-	-	-	-	-	-	-	-	-	-	-	-	-	-	-	-	-	-	-	-	-	-	-	-	-	-	-	-	-	-	-	-	-	-
151.1674	-23.7562	846C	846	1.5-2.1	28/02/2009	ES0902972		Stage 2	-	-	-	-	-	-	-	-	-	-	-	-	-	-	-	-	-	-	-	-	-	-	-	-	-	-	-	-	-	-	-	-	-	-	-	-	-	-
151.1674	-23.7562	846C	846	1-1.5	28/02/2009	ES0902972		Stage 2	-	-	-	-	-	-	-	-	-	-	-	-	-	-	-	-	-	-	-	-	-	-	-	-	-	-	-	-	-	-	-	-	-	-	-	-	-	-
151.1674	-23.7562	846C	846	1-1.5	28/02/2009	ES0903492		Stage 2	-	-	-	-	-	-	-	-	-	-	-	-	-	-	-	-	-	-	-	-	-	-	-	-	-	-	-	-	-	-	-	-	-	-	-	-	-	-
151.1674	-23.7698	SAP#41 G	SAP41	0 - 0.1	16/12/2008	EB0818041		Stage 3	-	-	-	-	8.12	-	-	1620	-	-	128	-	-	1.5	-	0.2	-	-	-	-	<1	-	<10	<0.02	-	8.8	-	-	-	<0.02	-	-	2.6	-	<2	-	-
151.1674	-23.7698	SAP#41 G	SAP41	0.3-0.5	16/12/2008	EB0818041		Stage 3	-	-	-	-	2.58	-	-	516	-	-	415	-	-	1.5	-	0.66	-	-	-	-	5	-	71	0.11	-	7.2	-	-	-	<0.02	-	-	0.83	-	<2	-	-
151.1674	-23.7698	SAP#41 G	SAP41	0.8-1	16/12/2008	EB0818041		Stage 3	-	-	-	-	1.3	-	-	260	-	-	52	-	-	1.5	-	0.08	-	-	-	-	<1	-	<10	<0.02	-	8.3	-	-	-	<0.02	-	-	0.42	-	<2	-	-
151.1674	-23.7698	SAP#41 G	SAP41	1.3-1.5	16/12/2008	EB0818041		Stage 3	-	-	-	-	1.09	-	-	218	-	-	<10	-	-	1.5	-	<0.02	-	-	-	-	<1	-	<10	<0.02	-	7.1	-	-	-	<0.02	-	-	0.35	-	<2	-	-
151.1674	-23.7698	SAP#41 G	SAP41	1.8-2	16/12/2008	EB0818041		Stage 3	-	-	-	-	1.14	-	-	228	-	-	<10	-	-	1.5	-	<0.02	-	-	-	-	<1	-	<10	<0.02	-	7.3	-	-	-	<0.02	-	-	0.36	-	<2	-	-
151.1674	-23.7698	SAP#41-G	SAP41	0 - 0.5	16/12/2008	EB0818066		Stage 3	-	-	-	-	-	-	-	-	-	-	-	-	-	-	-	-	-	-	-	-	-	-	-	-	-	-	-	-	-	-	-	-	-	-	-	-	-	-
151.1674	-23.7698	SAP#41-G	SAP41	0.5-0.8	16/12/2008	EB0818066		Stage 3	-	-	-	-	-	-	-	-	-	-	-	-	-	-	-	-	-	-	-	-	-	-	-	-	-	-	-	-	-	-	-	-	-	-	-	-	-	-
151.1674	-23.7698	SAP#41-G	SAP41	1.5-1.9	16/12/2008	EB0818066		Stage 3	-	-	-	-	-	-	-	-	-	-	-	-	-	-	-	-	-	-	-	-	-	-	-	-	-	-	-	-	-	-	-	-	-	-	-	-	-	-
151.1674	-23.7698	SAP#41-G	SAP41	1-1.5	16/12/2008	EB0818066		Stage 3	-	-	-	-	-	-	-	-	-	-	-	-	-	-	-	-	-	-	-	-	-	-	-	-	-	-	-	-	-	-	-	-	-	-	-	-	-	-
151.1674	-23.7698	SAP4_171	SAP41	2-2.1	17/12/2008	EB0900032		Stage 3	7.3	-	4.8	1	-	-	-	-	-	-	-	-	-	-	-	-	-	-	-	-	-	-	-	-	-	-	-	-	-	-	-	-	-	-	-	-	-	-
151.1674	-23.7698	SAP4_171	SAP41	3-3.1	17/12/2008	EB0900032		Stage 3	7.3	-	4.9	1	-	-	-	-	-	-	-	-	-	-	-	-	-	-	-	-	-	-	-	-	-	-	-	-	-	-	-	-	-	-	-	-	-	-
151.1674	-23.7698	SAP4_171	SAP41	3.5-3.6	17/12/2008	EB0900032		Stage 3	6.9	-	4.6	1	-	-	-	-	-	-	-	-	-	-	-	-	-	-	-	-	-	-	-	-	-	-	-	-	-	-	-	-	-	-	-	-	-	-
151.1674	-23.7698	SAP4_171	SAP41	4-4.6	17/12/2008	EB0900032		Stage 3	6.8	-	4.6	1	-	-	-	-	-	-	-	-	-	-	-	-	-	-	-	-	-	-	-	-	-	-	-	-	-	-	-	-	-	-	-	-	-	-
151.1674	-23.7698	SAP4_171	SAP41	5-5.1	17/12/2008	EB0900032		Stage 3	6.8	-	4.5	1	-	-	-	-	-	-	-	-	-	-	-	-	-	-	-	-	-	-	-	-	-	-	-	-	-	-	-	-	-	-	-	-	-	-
151.1674	-23.7698	SAP41_0.1	SAP41	0.1-0.1	16/12/2008	Field Test		Stage 3	8.32	2.3	6.02	2	-	-	-	-	-	-	-	-	-	-	-	-	-	-	-	-	-	-	-	-	-	-	-	-	-	-	-	-	-	-	-	-	-	-
151.1674	-23.7698	SAP41_0.2	SAP41	0.25-0.25	16/12/2008	Field Test		Stage 3	8.31	5.33	2.98	2	-	-	-	-	-	-	-	-	-	-	-	-	-	-	-	-	-	-	-	-	-	-	-	-	-	-	-	-	-	-	-	-	-	-
151.1674	-23.7698	SAP41_0.5	SAP41	0.5-0.5	16/12/2008	Field Test		Stage 3	8.32	4.87	3.45	-	-	-	-	-	-	-	-	-	-	-	-	-	-	-	-	-	-	-	-	-	-	-	-	-	-	-	-	-	-	-	-	-	-	-
151.1674	-23.7698	SAP41_0.7	SAP41	0.75-0.75	16/12/2008	Field Test		Stage 3	8.51	5.29	3.22	-	-	-	-	-	-	-	-	-	-	-	-	-	-	-	-	-	-	-	-	-	-	-	-	-	-	-	-	-	-	-	-	-	-	-
151.1674	-23.7698	SAP41_1	SAP41	1-1	16/12/2008	Field Test		Stage 3	8.54	0.38	8.16	2	-	-	-	-	-	-	-	-	-	-	-	-	-	-	-	-	-	-	-	-	-	-	-	-	-	-	-	-	-	-	-	-	-	-
151.1674	-23.7698	SAP41_1.2	SAP41	1.25-1.25	16/12/2008	Field Test		Stage 3	8.86	1.64	7.22	1	-	-	-	-	-	-	-	-	-	-	-	-	-	-	-	-	-	-	-	-	-	-	-	-	-	-	-	-	-	-	-	-	-	-

									ASS Field Test				ASS																															
									pH (F)	pH Change	pH OX	Reaction Rate	Acid Neutralising Capacity	Acid Reacted Calcium	Acid Reacted Magnesium	acidity - Acid Neutralising Capacity (19A2)	acidity - Acid Reacted Calcium	acidity - Acid Reacted Magnesium	acidity - Chromium Reducible Sulfur (a-22B)	acidity - Excess Acid Neutralising Capacity	acidity - Peroxide Oxidisable Sulfur	ANC Fineness Factor	Calcium in Peroxide	Chromium Reducible Sulfur	Excess Acid Neutralising Capacity	KCl Extractable Calcium	KCl Extractable Magnesium	KCl Extractable Sulfur	Liming Rate	Magnesium in Peroxide	Net Acidity (acidity units)	Net Acidity (sulfur units)	Peroxide Oxidisable Sulfur	pH KCl	sulfidic - Acid Reacted Calcium	sulfidic - Acid Reacted Magnesium	sulfidic - Excess Acid Neutralising Capacity	sulfidic - Titratable Actual Acidity	sulfidic - Titratable Peroxide Acidity	sulfidic - Titratable Sulfidic Acidity	sulfidic-Acid Neutral	Sulfur in Peroxide	Titratable Actual Acidity	Titratable Peroxide Acidity	Titratable Sulfidic Acidity
									pH Unit	pH Units	pH Unit	Units	m H+/t	%	%	mol h+/t	mole H+/t	mole H+/t	m H+/t	mole H+/t	mole H+/t	-	%	% S	%	%	%	%	kg CaCO3/t	%	mole H+/t	%S	%	pH Unit	% S	%S	%S	%S	%S	%S	%S	%	mole H+/t	mole H+/t	mole H+/t
EQL									0.1		0.1	1	0.01	0.02	0.02	10	10	10	10	10	10	0.5	0.02	0.02	0.02	0.02	0.02	0.02	1	0.02	10	0.02	0.02	0.1	0.01	0.02	0.02	0.02	0.02	0.02	0.01	0.02	2	2	2
National Assessment Guidelines for Dredging- Maximum																																												
National Assessment Guidelines for Dredging- Screening																																												
QASSIT 1998 (Field Screen)									5-14	1	5-14	2																																
QASSIT 1998 (Minimum)																															18	0.03												
x coord	y coord	Field ID	Core #	Depth (m)	Date Sample	SDG	GC Borelog Approved	Purpose																																				
151.1674	-23.7698	SAP41_1.5	SAP41	1.5-1.5	16/12/2008	Field Test		Stage 3	8.73	1.71	7.02	-	-	-	-	-	-	-	-	-	-	-	-	-	-	-	-	-	-	-	-	-	-	-	-	-	-	-	-	-	-	-	-	-
151.1674	-23.7698	SAP41_1.7	SAP41	1.75-1.75	16/12/2008	Field Test		Stage 3	8.1	1.01	7.09	-	-	-	-	-	-	-	-	-	-	-	-	-	-	-	-	-	-	-	-	-	-	-	-	-	-	-	-	-	-	-	-	-
151.1674	-23.7698	SAP41_1.9	SAP41	1.9-1.9	16/12/2008	Field Test		Stage 3	7.1	1.09	6.01	-	-	-	-	-	-	-	-	-	-	-	-	-	-	-	-	-	-	-	-	-	-	-	-	-	-	-	-	-	-	-	-	-
151.1674	-23.7698	SAP41_17	SAP41	1.5-1.6	17/12/2008	EB0900032		Stage 3	7.4	-	5.2	1	-	-	-	-	-	-	-	-	-	-	-	-	-	-	-	-	-	-	-	-	-	-	-	-	-	-	-	-	-	-	-	-
151.1674	-23.7698	SAP41_17	SAP41	4.5-4.6	17/12/2008	EB0900032		Stage 3	7.3	-	4.4	1	-	-	-	-	-	-	-	-	-	-	-	-	-	-	-	-	-	-	-	-	-	-	-	-	-	-	-	-	-	-	-	-
151.1678	-23.7705	814	814	0 - 0.1	7/03/2009	EB0903990		Stage 3	-	-	-	-	0.72	-	-	143	-	-	532	-	-	1.5	-	0.85	-	-	-	-	33	-	436	0.7	-	8.1	-	-	-	<0.02	-	-	0.23	-	<2	-	-
151.1678	-23.7705	814	814	0 - 0.5	7/03/2009	ES0903362		Stage 3	-	-	-	-	-	-	-	-	-	-	-	-	-	-	-	-	-	-	-	-	-	-	-	-	-	-	-	-	-	-	-	-	-	-	-	-
151.1678	-23.7705	814	814	0 - 0.5	7/03/2009	ES0903492		Stage 3	-	-	-	-	-	-	-	-	-	-	-	-	-	-	-	-	-	-	-	-	-	-	-	-	-	-	-	-	-	-	-	-	-	-	-	-
151.1678	-23.7705	814	814	0.3-0.5	7/03/2009	EB0903990		Stage 3	-	-	-	-	0.1	-	-	20	-	-	<10	-	-	1.5	-	<0.02	-	-	-	-	<1	-	<10	<0.02	-	8.8	-	-	-	<0.02	-	-	0.03	-	<2	-	-
151.1678	-23.7705	814	814	0.5-0.9	7/03/2009	ES0903362		Stage 3	-	-	-	-	-	-	-	-	-	-	-	-	-	-	-	-	-	-	-	-	-	-	-	-	-	-	-	-	-	-	-	-	-	-	-	-
151.1678	-23.7705	814	814	0.9-1.1	7/03/2009	EB0903990		Stage 3	-	-	-	-	12.9	-	-	2570	-	-	14	-	-	1.5	-	0.02	-	-	-	-	<1	-	<10	<0.02	-	7.7	-	-	-	<0.02	-	-	4.12	-	<2	-	-
151.1678	-23.7705	814	814	0.9-1.4	7/03/2009	ES0903362		Stage 3	-	-	-	-	-	-	-	-	-	-	-	-	-	-	-	-	-	-	-	-	-	-	-	-	-	-	-	-	-	-	-	-	-	-	-	-
151.1678	-23.7705	814	814	1.2-1.4	7/03/2009	EB0903990		Stage 3	-	-	-	-	4.85	-	-	970	-	-	70	-	-	1.5	-	0.11	-	-	-	-	<1	-	<10	<0.02	-	9	-	-	-	<0.02	-	-	1.55	-	<2	-	-
151.1678	-23.7705	814_0.1	814	0.1	7/03/2009	Field Test		Stage 3	8.65	2.71	5.94	3	-	-	-	-	-	-	-	-	-	-	-	-	-	-	-	-	-	-	-	-	-	-	-	-	-	-	-	-	-	-	-	-
151.1678	-23.7705	814_0.25	814	0.25	7/03/2009	Field Test		Stage 3	8.75	2.44	6.31	1	-	-	-	-	-	-	-	-	-	-	-	-	-	-	-	-	-	-	-	-	-	-	-	-	-	-	-	-	-	-	-	-
151.1678	-23.7705	814_0.5	814	0.5	7/03/2009	Field Test		Stage 3	8.96	3.23	5.73	1	-	-	-	-	-	-	-	-	-	-	-	-	-	-	-	-	-	-	-	-	-	-	-	-	-	-	-	-	-	-	-	-
151.1678	-23.7705	814_0.75	814	0.75	7/03/2009	Field Test		Stage 3	8.69	5.59	3.1	1	-	-	-	-	-	-	-	-	-	-	-	-	-	-	-	-	-	-	-	-	-	-	-	-	-	-	-	-	-	-	-	-
151.1678	-23.7705	814_1	814	1	7/03/2009	Field Test		Stage 3	9.17	2.32	6.85	2	-	-	-	-	-	-	-	-	-	-	-	-	-	-	-	-	-	-	-	-	-	-	-	-	-	-	-	-	-	-	-	-
151.1678	-23.7705	814_1.25	814	1.25	7/03/2009	Field Test		Stage 3	8.05	2.07	5.98	1	-	-	-	-	-	-	-	-	-	-	-	-	-	-	-	-	-	-	-	-	-	-	-	-	-	-	-	-	-	-	-	-
151.1678	-23.7705	D01_0703	814	0 - 0.5	7/03/2009	ES0903362		Stage 3	-	-	-	-	-	-	-	-	-	-	-	-	-	-	-	-	-	-	-	-	-	-	-	-	-	-	-	-	-	-	-	-	-	-	-	-
151.1678	-23.7705	D02_0703	814	0.5-0.9	7/03/2009	ES0903362		Stage 3	-	-	-	-	-	-	-	-	-	-	-	-	-	-	-	-	-	-	-	-	-	-	-	-	-	-	-	-	-	-	-	-	-	-	-	-
151.1678	-23.7655	803	803	0 - 0.1	29/04/2009	EB0907169		Stage 3	-	-	-	-	9.75	-	-	1950	-	-	80	-	-	1.5	-	0.13	-	-	-	-	<1	-	<10	<0.02	-	9.1	-	-	-	<0.02	-	-	3.12	-	<2	-	-
151.1678	-23.7655	803	803	0 - 0.5	29/04/2009	ES0906272		Stage 3	-	-	-	-	-	-	-	-	-	-	-	-	-	-	-	-	-	-	-	-	-	-	-	-	-	-	-	-	-	-	-	-	-	-	-	-
151.1678	-23.7655	803	803	0 - 0.5	29/04/2009	ES0906568		Stage 3	-	-	-	-	-	-	-	-	-	-	-	-	-	-	-	-	-	-	-	-	-	-	-	-	-	-	-	-	-	-	-	-	-	-	-	-
151.1678	-23.7655	803	803	0.3-0.5	29/04/2009	EB0907169		Stage 3	-	-	-	-	9.18	-	-	1830	-	-	140	-	-	1.5	-	0.22	-	-	-	-	<1	-	<10	<0.02	-	9	-	-	-	<0.02	-	-	2.94	-	<2	-	-
151.1678	-23.7655	803	803	0.5-1	29/04/2009	ES0906272		Stage 3	-	-	-	-	-	-	-	-	-	-	-	-	-	-	-	-	-	-	-	-	-	-	-	-	-	-	-	-	-	-	-	-	-	-	-	-
151.1678	-23.7655	803	803	0.5-1	29/04/2009	ES0906568		Stage 3	-	-	-	-	-	-	-	-	-	-	-	-	-	-	-	-	-	-	-	-	-	-	-	-	-	-	-	-	-	-	-	-	-	-	-	-
151.1678	-23.7655	803	803	0.8-1	29/04/2009	EB0907169		Stage 3	-	-	-	-	2.96	-	-	592	-	-	422	-	-	1.5	-	0.68	-	-	-	-	2	-	27	0.04	-	8.8	-	-	-	<0.02	-	-	0.95	-	<2	-	-
151.1678	-23.7655	803	803	1.3-1.5	29/04/2009	EB0907169		Stage 3	-	-	-	-	2.29	-	-	458	-	-	296	-	-	1.5	-	0.48	-	-	-	-	<1	-	<10	<0.02	-	8.7	-	-	-	<0.02	-	-	0.73	-	<2	-	-
151.1678	-23.7655	803	803	1.5-2	29/04/2009	ES0906272		Stage 3	-	-	-	-	-	-	-	-	-	-	-	-	-	-	-	-	-	-	-	-	-	-	-	-	-	-	-	-	-	-	-	-	-	-	-	-
151.1678	-23.7655	803	803	1.8-2	29/04/2009	EB0907169		Stage 3	-	-	-	-	2.48	-	-	497	-	-	299	-	-	1.5	-	0.48	-	-	-	-	<1	-	<10	<0.02	-	8.7	-	-	-	<0.02	-	-	0.8	-	<2	-	-
151.1678	-23.7655	803	803	1-1.5	29/04/2009	ES0906272		Stage 3	-	-	-	-	-	-	-	-	-	-	-	-	-	-	-	-	-	-	-	-	-	-	-	-	-	-	-	-	-	-	-	-	-	-	-	-
151.1678	-23.7655	803	803	2.3-2.5	29/04/2009	EB0907169		Stage 3	-	-	-	-	2.1	-	-	420	-	-	321	-	-	1.5	-	0.52	-	-	-	-	3	-	41	0.06	-	8.6	-	-	-	<0.02	-	-	0.67	-	<2	-	-
151.1678	-23.7655	803	803	2-3	29/04/2009	ES0906272		Stage 3	-	-	-	-	-	-	-	-	-	-	-	-	-	-	-	-	-	-	-	-	-	-	-	-	-	-	-	-	-	-	-	-	-	-	-	-
151.1678	-23.7655	803	803	3.3-3.5	29/04/2009	EB0907169		Stage 3	-	-	-	-	2.01	-	-	401	-	-	449	-	-	1.5	-	0.72	-	-	-	-	14	-	182	0.29	-	8.6	-	-	-	<0.02	-	-	0.64	-	<2	-	-
151.1678	-23.7655	803	803	3-4	29/04/2009	ES0906272		Stage 3	-	-	-	-	-	-	-	-	-	-	-	-	-	-	-	-	-	-	-	-	-	-	-	-	-	-	-	-	-	-	-	-	-	-	-	-
151.1678	-23.7655	803	803	4.3-4.5	29/04/2009	EB0907169		Stage 3	-	-	-	-	3.25	-	-	650	-	-	260	-	-	1.5	-	0.42	-	-	-	-	<1	-	<10	<0.02	-	8.7	-	-	-	<0.02	-	-	1.04	-	<2	-	-
151.1678	-23.7655	803	803	4-5.3	29/04/2009	ES0906272		Stage 3	-	-	-	-	-	-	-	-	-	-	-	-	-	-	-	-	-	-	-	-	-	-	-	-	-	-	-	-	-	-	-	-	-	-	-	-
151.1678	-23.7655	803	803	5.3-5.5	29/04/2009	EB0907169		Stage 3	-	-	-	-	1.96	-	-	392	-	-	233	-	-	1.5	-	0.37	-	-	-	-	<1	-	<10	<0.02	-	9.1	-	-	-	<0.02	-	-	0.63	-	<2	-	-
151.1678	-23.7655	803_0.1	803	0.1	29/04/2009	Field Test		Stage 3	8.75	2.88	5.87	1	-	-	-	-	-	-	-	-	-	-	-	-	-	-	-	-	-	-	-	-	-	-	-	-	-	-	-	-	-	-	-	-
151.1678	-23.7655	803_0.25	803	0.25	29/04/2009	Field Test		Stage 3	8.8	3.12	5.68	1	-	-	-	-	-	-	-	-	-	-	-	-	-	-	-	-	-	-	-	-	-	-	-	-	-	-	-	-	-	-	-	-
151.1678	-23.7655	803_0.5	803	0.5	29/04/2009	Field Test		Stage 3	8.88	3.8	5.08	1	-	-	-	-	-	-	-	-	-	-	-	-	-	-	-	-	-	-	-	-	-	-	-	-	-	-	-	-	-	-	-	-
151.1678	-23.7655	803_0.75	803	0.75	29/04/2009	Field Test		Stage 3	8.53	7.13	1.4	1	-	-	-	-	-	-	-	-	-	-	-	-	-	-	-	-	-	-	-	-	-	-	-	-	-	-	-	-	-	-	-	-
151.1678	-23.7655	803_1	803	1	29/04/2009	Field Test		Stage 3	8.43	2.08	6.35	4	-	-	-	-	-	-	-	-	-	-	-	-	-	-	-	-	-	-	-	-	-	-	-	-	-	-	-	-	-	-	-	-
151.1678	-23.7655	803_1.25	803	1.25	29/04/2009	Field Test		Stage 3	8.16	5.48	2.68	2	-	-	-	-	-	-	-	-	-	-	-	-	-	-	-	-	-	-	-	-	-	-	-	-	-	-	-	-	-	-	-	-
151.1678	-23.7655	803_1.5	803	1.5	29/04/2009	Field Test		Stage 3	8.14	5.46	2.68	1	-	-	-	-	-	-	-	-	-	-	-	-	-	-	-	-	-	-	-	-	-	-	-	-	-	-	-	-	-	-	-	-
151.1678	-23.7655	803_1.75	803	1.75	29/04/2009	Field Test		Stage 3	8.24	6.4	1.84	4	-	-	-	-	-	-	-	-	-	-	-	-	-	-	-	-	-	-	-	-	-	-	-	-	-	-	-	-	-	-	-	-
151.1678	-23.7655	803_2	803	2	29/04/2009	Field Test		Stage 3	8.3	2.12	6.18	4	-	-	-	-	-	-	-	-	-	-	-	-	-	-	-	-	-	-	-	-	-	-	-	-	-	-	-	-	-	-	-	-
151.1678	-23.7655	803_2.25	803	2.25	29/04/2009	Field Test		Stage 3	8.09	4.75	3.34	3	-	-	-	-	-	-	-	-	-	-	-	-	-	-	-	-	-	-	-	-	-	-	-	-	-	-	-	-	-	-	-	-
151.1678	-23.7655	803_2.5	803	2.5	29/04/2009	Field Test		Stage 3	8.05	6.33	1.72	1	-	-	-	-	-	-	-	-	-	-	-	-	-	-	-	-	-	-	-	-	-	-	-	-	-	-	-	-	-	-	-	-
151.1678	-23.7655	803_2.75	803	2.75	29/04/2009	Field Test		Stage 3	7.98	5.29	2.69	3	-	-	-	-	-	-	-	-	-	-	-	-	-	-	-	-	-	-	-	-	-	-	-	-	-	-	-	-	-	-	-	-
151.1678	-23.7655	803_3	803	3	29/04/2009	Field Test		Stage 3	8.25	6.51	1.74	1	-	-	-	-	-	-	-	-	-	-	-	-	-	-	-	-	-	-	-	-	-	-	-	-	-	-	-	-	-	-	-	-
151.1678	-23.7655	803_3.25	803	3.25	29/04/2009	Field Test		Stage 3	7.44	4.26	3.18	4	-	-	-	-	-	-	-	-	-	-	-	-	-	-	-	-	-	-	-	-	-	-	-	-	-	-	-	-	-	-	-	-
151.1678	-23.7655	803_3.5	803	3.5	29/04/2009	Field Test		Stage 3	8.24	6.35	1.89	1	-	-	-	-	-	-	-	-	-	-	-	-	-	-	-	-	-	-	-	-	-	-	-	-	-	-	-	-	-	-	-	-
151.1678	-23.7655	803_3.75	803	3.75	29/04/2009	Field Test		Stage 3	8.56	6.75	1.81	1	-	-	-	-	-	-	-	-	-	-	-	-	-	-	-	-	-	-	-	-	-	-	-	-	-	-	-	-	-	-	-	-
151.1678	-23.7655	803_4	803	4	29/04/2009	Field Test		Stage 3	8.51	6.94	1.57	1	-	-	-	-	-	-	-	-	-	-	-	-	-	-	-	-	-	-	-	-	-	-	-	-	-	-	-	-	-	-	-	-
151.1678	-23.7655	803_4.25	803	4.25	29/04/2009	Field Test		Stage 3	8.35	6.07	2.28	1	-	-	-	-	-	-	-	-	-	-	-	-	-	-	-	-	-	-	-	-	-	-	-	-	-	-	-	-	-	-	-	-
151.1678	-23.7655	803_4.5	803	4.5	29/04/2009	Field Test		Stage 3	7.66	4.76	2.9	4	-	-	-	-	-	-	-	-	-	-	-	-	-	-	-	-	-	-	-	-	-	-	-	-	-	-	-	-	-	-	-	-
151.1678	-23.7655	803_4.75	803	4.75	29/04/2009	Field Test		Stage 3	8.53	6.24	2.29	2	-	-	-	-	-	-	-	-	-	-	-	-	-	-	-	-	-	-	-	-	-	-	-	-	-	-	-	-	-	-	-	-
151.1678	-23.7655	803_5	803	5	29/04/2009	Field Test		Stage 3	8.4	6.27	2.13	4	-	-	-	-	-	-	-	-	-	-	-	-	-	-	-	-	-	-	-	-	-	-	-	-	-	-	-	-	-	-	-	-
151.1678	-23.7655	803_5.25	803	5.25	29/04/2009	Field Test		Stage 3	8.08	1.39	6.69	4	-	-	-	-	-	-	-	-	-	-	-	-	-	-	-	-	-	-	-	-	-	-	-	-	-	-	-	-	-	-	-	-
151.1678	-23.7655	803_5.5	803	5.5	29/04/2009	Field Test		Stage 3	8.56	2.54	6.02	-	-	-	-	-	-	-	-	-	-	-	-	-	-	-	-	-	-	-	-	-	-	-	-	-	-	-	-	-	-	-	-	-
151.1678	-23.7655	803A	803	0 - 0.5	29/04/2009	ES0906272		Stage 3	-	-	-	-	-	-	-	-	-	-	-	-	-	-	-	-	-	-	-	-	-	-	-	-	-	-	-	-	-	-	-	-	-	-	-	-
151.1678	-23.7655	803A	803	0.5-1	29/04/2009	ES0906272		Stage 3	-	-	-	-	-	-	-	-	-	-	-	-	-	-	-	-	-	-	-	-	-	-	-	-	-	-	-	-	-	-	-	-	-	-	-	-
151.1678	-23.7655	803A	803	1.5-2	29/04/2009	ES0906272		Stage 3	-	-	-	-	-	-	-	-	-	-	-	-	-	-	-	-	-	-	-	-	-	-	-	-	-	-	-	-	-	-	-	-	-	-	-	-
151.1678	-23.7655	803A	803	1-1.5	29/04/2009	ES0906272		Stage 3	-	-	-	-	-	-	-	-	-	-	-	-	-	-	-	-	-	-	-	-	-	-	-	-	-	-	-	-	-	-	-	-	-	-	-	-
151.1678	-23.7655	803A	803	2-3	29/04/2009	ES0906272		Stage 3	-	-	-	-	-	-	-	-	-	-	-	-	-	-	-	-	-	-	-	-	-	-	-	-	-	-	-	-	-	-	-	-	-	-	-	-
151.1678	-23.7655	803A	803	3-4	29/04/2009	ES0906272		Stage 3	-	-	-	-	-	-	-	-	-	-	-	-	-	-	-	-	-	-	-	-	-	-	-	-	-	-	-	-	-	-	-	-	-	-	-	-
151.1678	-23.7655	803A	803	4-5.2	29/04/2009	ES0906272		Stage 3	-	-	-	-	-	-	-	-	-	-	-	-	-	-	-	-	-	-	-	-	-	-	-	-	-	-	-	-	-	-	-	-	-	-	-	-
151.1678	-23.7655	803A	803	5.2-5.5	29/04/2009	ES0906272		Stage 3	-	-	-	-	-	-	-	-	-	-	-	-	-	-	-	-	-	-	-	-	-	-	-	-	-	-	-	-	-	-	-	-	-	-	-	-
151.1678	-23.7655	803B	803	0 - 0.5	29/04/2009	ES0906272		Stage 3	-	-	-	-	-	-	-	-	-	-	-	-	-	-	-	-	-	-	-	-	-	-	-	-	-	-	-	-	-	-	-	-	-	-	-	-
151.1678	-23.7655	803B	803	0.5-1	29/04/2009	ES0906272		Stage 3	-	-	-	-	-	-	-	-	-	-	-	-	-	-	-	-	-	-	-	-	-	-	-	-	-	-	-	-	-	-	-	-	-	-	-	-
151.1678	-23.7655	803B	803	1.5-2	29/04/2009	ES0906272		Stage 3	-	-	-	-	-	-	-	-	-	-	-	-	-	-	-	-	-	-	-	-	-	-	-	-	-	-	-	-	-	-	-	-	-	-	-	-
151.1678	-23.7655	803B	803	1-1.5	29/04/2009	ES0906272		Stage 3	-	-	-	-	-	-	-	-	-	-	-	-	-	-	-	-	-	-	-	-	-	-	-	-	-	-	-	-	-	-	-	-	-	-	-	-
151.1678	-23.7655	803B	803	2-3	29/04/2009	ES0906272		Stage 3	-	-	-	-	-	-	-	-	-	-	-	-	-	-	-	-	-	-	-	-	-	-	-	-	-	-	-	-	-	-	-	-	-	-	-	-
151.1678	-23.7655	803B	803	3-4	29/04/2009	ES0906272		Stage 3	-	-	-	-	-	-	-	-	-	-	-	-	-	-	-	-	-	-	-	-	-	-	-	-	-	-	-	-	-	-	-	-	-	-	-	-
151.1678	-23.7655	803B	803	4-5.3	29/04/2009	ES0906272		Stage 3	-	-	-	-	-	-	-	-	-	-	-	-	-	-	-	-	-	-	-	-	-	-	-	-	-	-	-	-	-	-	-	-	-	-	-	-
151.1678	-23.7655	LV803B (0	803	0.5-1	29/04/2009	A09/1398		Stage 3	-	-	-	-	-	-	-	-	-	-	-	-	-	-	-	-	-	-	-	-	-	-	-	-	-	-	-	-	-	-	-	-	-	-	-	-
151.1682	-23.7514	772	772	0 - 0.1	15/03/2009	EB0904394		Stage 2	-	-	-	-	36	-	-	7200	-	-	<10	-	-	1.5	-	<0.02	-	-	-	-	<1	-	<10	<0.02	-	9.3	-	-	-	<0.02	-	-	11.5	-	<2	-	-
151.1682	-23.7514	772	772	0 - 0.5	15/03/2009	ES0903808		Stage 2	-	-	-	-	-	-	-	-	-	-	-	-	-	-	-	-	-	-	-	-	-	-	-	-	-	-	-	-	-	-	-	-	-	-	-	-
151.1682	-23.7514	772	772	0 - 0.5	15/03/2009	ES0904190		Stage 2	-	-	-	-	-	-	-	-	-	-	-	-	-	-	-	-	-	-	-	-	-	-	-	-	-	-	-	-	-	-	-	-	-	-	-	-
151.1682	-23.7514	772	772	0.3-0.5	15/03/2009	EB0904394		Stage 2	-	-	-	-	9.96	-	-	1990	-	-	<10	-	-	1.5	-	<0.02	-	-	-	-	<1	-	<10	<0.02	-	9.5	-	-	-	<0.02	-	-	3.19	-	<2	-	-
151.1682	-23.7514	772	772	0.5-1	15/03/2009	ES0903808		Stage 2	-	-	-	-	-	-	-	-	-	-	-	-	-	-	-	-	-	-	-	-	-	-	-	-	-	-	-	-	-	-	-	-	-	-	-	-
151.1682	-23.7514	772	772	0.8-1	15/03/2009	EB0904394		Stage 2	-	-	-	-	1.13	-	-	227	-	-	<10	-	-	1.5	-	<0.02	-	-	-	-	<1	-	<10	<0.02	-	9	-	-	-	<0.02	-	-	0.36	-	<2	-	-
151.1682	-23.7514	772	772	1.3-1.5	15/03/2009	EB0904394		Stage 2	-	-	-	-	1.44	-	-	288	-	-	24	-	-	1.5	-	0.04	-	-	-	-	<1	-	<10	<0.02	-	8.9	-	-	-	<0.02	-	-	0.46	-	<2	-	-
151.1682	-23.7514	772	772	1-1.6	15/03/2009	ES0903808		Stage 2	-	-	-	-	-	-	-	-	-	-	-	-	-	-	-	-	-	-	-	-	-	-	-	-	-	-	-	-	-	-	-	-	-	-	-	-
151.1682	-23.7514	772_0.1	772	0.1	15/03/2009	Field Test		Stage 2	8.61	2.43	6.18	-	-	-	-	-	-	-	-	-	-	-	-	-	-	-	-	-	-	-	-	-	-	-	-	-	-	-	-	-	-	-	-	-
151.1682	-23.7514	772_0.25	772	0.25	15/03/2009	Field Test		Stage 2	8.78	2.67	6.11	-	-	-	-	-	-	-	-	-	-	-	-	-	-	-	-	-	-	-	-	-	-	-	-	-	-	-	-	-	-	-	-	-
151.1682	-23.7514	772_0.5	772	0.5	15/03/2009	Field Test		Stage 2	8.98	5.17	3.81	1	-	-	-	-	-	-	-	-	-	-	-	-	-	-	-	-	-	-	-	-	-	-	-	-	-	-	-	-	-	-	-	-
151.1682	-23.7514	772_0.75	772	0.75	15/03/2009	Field Test		Stage 2	9.29	3.2	6.09	-	-	-	-	-	-	-	-	-	-	-	-	-	-	-	-	-	-	-	-	-	-	-	-	-	-	-	-	-	-	-	-	-
151.1682	-23.7514	772_1	772	1	15/03/2009	Field Test		Stage 2	7.71	-1.06	8.77	3	-	-	-	-	-	-	-	-	-	-	-	-	-	-	-	-	-	-	-	-	-	-	-	-	-	-	-	-	-	-	-	-
151.1682	-23.7514	772_1.25	772	1.25	15/03/2009	Field Test		Stage 2	7.09	-1.54	8.63	3	-	-	-	-	-	-	-	-	-	-	-	-	-	-	-	-	-	-	-	-	-	-	-	-	-	-	-	-	-	-	-	-
151.1682	-23.7514	772_1.5	772	1.5	15/03/2009	Field Test		Stage 2	7.1	1.7	5.4	-	-	-	-	-	-	-	-	-	-	-	-	-	-	-	-	-	-	-	-	-	-	-	-	-	-	-	-	-	-	-	-	-
151.1683	-23.7542	712	712	0 - 0.1	26/02/2009	EB0903447		Stage 2	-	-	-	-	20	-	-	4000	-	-	39	-	-	1.5	-	0.06	-	-	-	-	<1	-	<10	<0.02	-	9	6.41	-	-	<0.02	-	-	-	-	<2	-	-
151.1683	-23.7542	712	712	0 - 0.5	26/02/2009	ES0902935		Stage 2	-	-	-	-	-	-	-	-	-	-	-	-	-	-	-	-	-	-	-	-	-	-	-	-	-	-	-	-	-	-	-	-	-	-	-	-
151.1683	-23.7542	712	712	0 - 0.5	26/02/2009	ES0903492		Stage 2	-	-	-	-	-	-	-	-	-	-	-	-	-	-	-	-	-	-	-	-	-	-	-	-	-	-	-	-	-	-	-	-	-	-	-	-
151.1683	-23.7542	712	712	0.3-0.5	26/02/2009	EB0903447		Stage 2	-	-	-	-	6.65	-	-	1330	-	-	312	-	-	1.5	-	0.5	-	-	-	-	<1	-	<10	<0.02	-	8.9	2.13	-	-	<0.02	-	-	-	-	<2	-	-
151.1683	-23.7542	712	712	0.5-1.2	26/02/2009	ES0902935		Stage 2	-	-	-	-	-	-	-	-	-	-	-	-	-	-	-	-	-	-	-	-	-	-	-	-	-	-	-	-	-	-	-	-	-	-	-	-

									ASS Field Test				ASS																																
									pH (F)	pH Change	pH OX	Reaction Rate	Acid Neutralising Capacity	Acid Reacted Calcium	Acid Reacted Magnesium	acidity - Acid Neutralising Capacity (19A2)	acidity - Acid Reacted Calcium	acidity - Acid Reacted Magnesium	acidity - Chromium Reducible Sulfur (a-22B)	acidity - Excess Acid Neutralising Capacity	acidity - Peroxide Oxidisable Sulfur	ANC Fineness Factor	Calcium in Peroxide	Chromium Reducible Sulfur	Excess Acid Neutralising Capacity	KCl Extractable Calcium	KCl Extractable Magnesium	KCl Extractable Sulfur	Liming Rate	Magnesium in Peroxide	Net Acidity (acidity units)	Net Acidity (sulfur units)	Peroxide Oxidisable Sulfur	pH KCl	sulfidic - Acid Reacted Calcium	sulfidic - Acid Reacted Magnesium	sulfidic - Excess Acid Neutralising Capacity	sulfidic - Titratable Actual Acidity	sulfidic - Titratable Peroxide Acidity	sulfidic - Titratable Sulfidic Acidity	sulfidic-Acid Neutral	Sulfur in Peroxide	Titratable Actual Acidity	Titratable Peroxide Acidity	Titratable Sulfidic Acidity
									pH Unit	pH Units	pH Unit	Units	m H+/t	%	%	mol h+/t	mole H+/t	mole H+/t	m H+/t	mole H+/t	mole H+/t	-	%	% S	%	%	%	%	%	kg CaCO3/t	%	mole H+/t	%S	%	pH Unit	% S	%S	%S	%S	%S	%S	%S	%	mole H+/t	mole H+/t	mole H+/t
EQL									0.1		0.1	1	0.01	0.02	0.02	10	10	10	10	10	10	0.5	0.02	0.02	0.02	0.02	0.02	0.02	1	0.02	10	0.02	0.02	0.1	0.01	0.02	0.02	0.02	0.02	0.02	0.01	0.02	2	2	2
National Assessment Guidelines for Dredging- Maximum																																													
National Assessment Guidelines for Dredging- Screening																																													
QASSIT 1998 (Field Screen)									5-14	1	5-14	2																																	
QASSIT 1998 (Minimum)																															18	0.03													
x coord	y coord	Field ID	Core #	Depth (m)	Date Sample	SDG	GC Borelog Approved	Purpose																																					
151.1683	-23.7542	712	712	0.8-1	26/02/2009	EB0903447		Stage 2	-	-	-	-	2.72	-	-	543	-	-	295	-	-	1.5	-	0.47	-	-	-	-	<1	-	<10	<0.02	-	8.8	0.87	-	-	<0.02	-	-	-	-	<2	-	-
151.1683	-23.7542	712	712	1.2-1.6	26/02/2009	ES0902935		Stage 2	-	-	-	-	-	-	-	-	-	-	-	-	-	-	-	-	-	-	-	-	-	-	-	-	-	-	-	-	-	-	-	-	-	-	-	-	-	-	-
151.1683	-23.7542	712	712	1.3-1.5	26/02/2009	EB0903447		Stage 2	-	-	-	-	0.29	-	-	58	-	-	<10	-	-	1.5	-	<0.02	-	-	-	-	<1	-	<10	<0.02	-	8.1	0.09	-	-	<0.02	-	-	-	-	<2	-	-
151.1683	-23.7542	712	712	1.6-2	26/02/2009	ES0902935		Stage 2	-	-	-	-	-	-	-	-	-	-	-	-	-	-	-	-	-	-	-	-	-	-	-	-	-	-	-	-	-	-	-	-	-	-	-	-	-	-	-
151.1683	-23.7542	712	712	1.8-2	26/02/2009	EB0903447		Stage 2	-	-	-	-	-	-	-	-	-	-	<10	-	-	1.5	-	<0.02	-	-	-	-	<1	-	<10	<0.02	-	6.5	-	-	-	<0.02	-	-	-	-	3	-	-
151.1683	-23.7542	712	712	1-1.6	26/02/2009	ES0903492		Stage 2	-	-	-	-	-	-	-	-	-	-	-	-	-	-	-	-	-	-	-	-	-	-	-	-	-	-	-	-	-	-	-	-	-	-	-	-	-	-	-
151.1683	-23.7542	712	712	2.3-2.5	26/02/2009	EB0903447		Stage 2	-	-	-	-	-	-	-	-	-	-	<10	-	-	1.5	-	<0.02	-	-	-	-	<1	-	<10	<0.02	-	6.3	-	-	-	<0.02	-	-	-	-	4	-	-
151.1683	-23.7542	712	712	2.8-3	26/02/2009	EB0903447		Stage 2	-	-	-	-	-	-	-	-	-	-	<10	-	-	1.5	-	<0.02	-	-	-	-	<1	-	<10	<0.02	-	6.2	-	-	-	<0.02	-	-	-	-	6	-	-
151.1683	-23.7542	712	712	2-3	26/02/2009	ES0902935		Stage 2	-	-	-	-	-	-	-	-	-	-	-	-	-	-	-	-	-	-	-	-	-	-	-	-	-	-	-	-	-	-	-	-	-	-	-	-	-	-	-
151.1683	-23.7542	712	712	3.3-3.5	26/02/2009	EB0903447		Stage 2	-	-	-	-	-	-	-	-	-	-	<10	-	-	1.5	-	<0.02	-	-	-	-	<1	-	<10	<0.02	-	6.1	-	-	-	<0.02	-	-	-	-	<2	-	-
151.1683	-23.7542	712	712	3-3.6	26/02/2009	ES0902935		Stage 2	-	-	-	-	-	-	-	-	-	-	-	-	-	-	-	-	-	-	-	-	-	-	-	-	-	-	-	-	-	-	-	-	-	-	-	-	-	-	-
151.1683	-23.7542	712_0.1	712	0.1	26/02/2009	Field Test		Stage 2	8.54	2.47	6.07	-	-	-	-	-	-	-	-	-	-	-	-	-	-	-	-	-	-	-	-	-	-	-	-	-	-	-	-	-	-	-	-	-	-	-
151.1683	-23.7542	712_0.25	712	0.25	26/02/2009	Field Test		Stage 2	9.16	3.05	6.11	-	-	-	-	-	-	-	-	-	-	-	-	-	-	-	-	-	-	-	-	-	-	-	-	-	-	-	-	-	-	-	-	-	-	-
151.1683	-23.7542	712_0.5	712	0.5	26/02/2009	Field Test		Stage 2	8.58	2.41	6.17	-	-	-	-	-	-	-	-	-	-	-	-	-	-	-	-	-	-	-	-	-	-	-	-	-	-	-	-	-	-	-	-	-	-	-
151.1683	-23.7542	712_0.75	712	0.75	26/02/2009	Field Test		Stage 2	9.07	3	6.07	-	-	-	-	-	-	-	-	-	-	-	-	-	-	-	-	-	-	-	-	-	-	-	-	-	-	-	-	-	-	-	-	-	-	-
151.1683	-23.7542	712_1	712	1	26/02/2009	Field Test		Stage 2	8.15	3.04	5.11	-	-	-	-	-	-	-	-	-	-	-	-	-	-	-	-	-	-	-	-	-	-	-	-	-	-	-	-	-	-	-	-	-	-	-
151.1683	-23.7542	712_1.25	712	1.25	26/02/2009	Field Test		Stage 2	9.07	3.41	5.66	-	-	-	-	-	-	-	-	-	-	-	-	-	-	-	-	-	-	-	-	-	-	-	-	-	-	-	-	-	-	-	-	-	-	-
151.1683	-23.7542	712_1.5	712	1.5	26/02/2009	Field Test		Stage 2	7.99	1.9	6.09	-	-	-	-	-	-	-	-	-	-	-	-	-	-	-	-	-	-	-	-	-	-	-	-	-	-	-	-	-	-	-	-	-	-	-
151.1683	-23.7542	712_1.75	712	1.75	26/02/2009	Field Test		Stage 2	6.88	1.4	5.48	-	-	-	-	-	-	-	-	-	-	-	-	-	-	-	-	-	-	-	-	-	-	-	-	-	-	-	-	-	-	-	-	-	-	-
151.1683	-23.7542	712_2	712	2	26/02/2009	Field Test		Stage 2	6.68	1.17	5.51	-	-	-	-	-	-	-	-	-	-	-	-	-	-	-	-	-	-	-	-	-	-	-	-	-	-	-	-	-	-	-	-	-	-	-
151.1683	-23.7542	712_2.25	712	2.25	26/02/2009	Field Test		Stage 2	6.73	1.17	5.56	-	-	-	-	-	-	-	-	-	-	-	-	-	-	-	-	-	-	-	-	-	-	-	-	-	-	-	-	-	-	-	-	-	-	-
151.1683	-23.7542	712_2.5	712	2.5	26/02/2009	Field Test		Stage 2	6.95	1.43	5.52	-	-	-	-	-	-	-	-	-	-	-	-	-	-	-	-	-	-	-	-	-	-	-	-	-	-	-	-	-	-	-	-	-	-	-
151.1683	-23.7542	712_2.75	712	2.75	26/02/2009	Field Test		Stage 2	6.96	1.43	5.53	-	-	-	-	-	-	-	-	-	-	-	-	-	-	-	-	-	-	-	-	-	-	-	-	-	-	-	-	-	-	-	-	-	-	-
151.1683	-23.7542	712_3	712	3	26/02/2009	Field Test		Stage 2	6.74	1.16	5.58	-	-	-	-	-	-	-	-	-	-	-	-	-	-	-	-	-	-	-	-	-	-	-	-	-	-	-	-	-	-	-	-	-	-	-
151.1683	-23.7542	712_3.25	712	3.25	26/02/2009	Field Test		Stage 2	6.76	1.18	5.58	-	-	-	-	-	-	-	-	-	-	-	-	-	-	-	-	-	-	-	-	-	-	-	-	-	-	-	-	-	-	-	-	-	-	-
151.1683	-23.7542	712_3.5	712	3.5	26/02/2009	Field Test		Stage 2	6.97	1.46	5.51	-	-	-	-	-	-	-	-	-	-	-	-	-	-	-	-	-	-	-	-	-	-	-	-	-	-	-	-	-	-	-	-	-	-	-
151.1683	-23.7542	712B	712	0 - 0.1	26/02/2009	EB0903447		Stage 2	-	-	-	-	7.98	-	-	1590	-	-	322	-	-	1.5	-	0.52	-	-	-	-	<1	-	<10	<0.02	-	8.9	2.56	-	-	<0.02	-	-	-	-	<2	-	-
151.1683	-23.7542	712B	712	0 - 0.5	26/02/2009	ES0902935		Stage 2	-	-	-	-	-	-	-	-	-	-	-	-	-	-	-	-	-	-	-	-	-	-	-	-	-	-	-	-	-	-	-	-	-	-	-	-	-	-	-
151.1683	-23.7542	712B	712	0.3-0.5	26/02/2009	EB0903447		Stage 2	-	-	-	-	5.34	-	-	1070	-	-	152	-	-	1.5	-	0.24	-	-	-	-	<1	-	<10	<0.02	-	8.9	1.71	-	-	<0.02	-	-	-	-	<2	-	-
151.1683	-23.7542	712B	712	0.5-1.2	26/02/2009	ES0902935		Stage 2	-	-	-	-	-	-	-	-	-	-	-	-	-	-	-	-	-	-	-	-	-	-	-	-	-	-	-	-	-	-	-	-	-	-	-	-	-	-	-
151.1683	-23.7542	712B	712	0.8-1	26/02/2009	EB0903447		Stage 2	-	-	-	-	0.48	-	-	96	-	-	<10	-	-	1.5	-	<0.02	-	-	-	-	<1	-	<10	<0.02	-	7.5	0.15	-	-	<0.02	-	-	-	-	<2	-	-
151.1683	-23.7542	712B	712	1.2-1.6	26/02/2009	ES0902935		Stage 2	-	-	-	-	-	-	-	-	-	-	-	-	-	-	-	-	-	-	-	-	-	-	-	-	-	-	-	-	-	-	-	-	-	-	-	-	-	-	-
151.1683	-23.7542	712B	712	1.3-1.5	26/02/2009	EB0903447		Stage 2	-	-	-	-	0.62	-	-	125	-	-	<10	-	-	1.5	-	<0.02	-	-	-	-	<1	-	<10	<0.02	-	6.8	0.2	-	-	<0.02	-	-	-	-	<2	-	-
151.1683	-23.7542	712B	712	1.6-2	26/02/2009	ES0902935		Stage 2	-	-	-	-	-	-	-	-	-	-	-	-	-	-	-	-	-	-	-	-	-	-	-	-	-	-	-	-	-	-	-	-	-	-	-	-	-	-	-
151.1683	-23.7542	712B	712	1.8-2	26/02/2009	EB0903447		Stage 2	-	-	-	-	11.3	-	-	2250	-	-	118	-	-	1.5	-	0.19	-	-	-	-	<1	-	<10	<0.02	-	9.1	3.61	-	-	<0.02	-	-	-	-	<2	-	-
151.1683	-23.7542	712B	712	1-1.6	26/02/2009	ES0903492		Stage 2	-	-	-	-	-	-	-	-	-	-	-	-	-	-	-	-	-	-	-	-	-	-	-	-	-	-	-	-	-	-	-	-	-	-	-	-	-	-	-
151.1683	-23.7542	712B	712	2.3-2.5	26/02/2009	EB0903447		Stage 2	-	-	-	-	0.72	-	-	144	-	-	<10	-	-	1.5	-	<0.02	-	-	-	-	<1	-	<10	<0.02	-	7.2	0.23	-	-	<0.02	-	-	-	-	<2	-	-
151.1683	-23.7542	712B	712	2.8-3	26/02/2009	EB0903447		Stage 2	-	-	-	-	0.67	-	-	134	-	-	<10	-	-	1.5	-	<0.02	-	-	-	-	<1	-	<10	<0.02	-	6.8	0.22	-	-	<0.02	-	-	-	-	<2	-	-
151.1683	-23.7542	712B	712	2-3	26/02/2009	ES0902935		Stage 2	-	-	-	-	-	-	-	-	-	-	-	-	-	-	-	-	-	-	-	-	-	-	-	-	-	-	-	-	-	-	-	-	-	-	-	-	-	-	-
151.1683	-23.7542	712B	712	3.3-3.5	26/02/2009	EB0903447		Stage 2	-	-	-	-	0.77	-	-	154	-	-	17	-	-	1.5	-	0.03	-	-	-	-	<1	-	<10	<0.02	-	6.5	0.25	-	-	<0.02	-	-	-	-	<2	-	-
151.1683	-23.7542	712B	712	3-3.6	26/02/2009	ES0902935		Stage 2	-	-	-	-	-	-	-	-	-	-	-	-	-	-	-	-	-	-	-	-	-	-	-	-	-	-	-	-	-	-	-	-	-	-	-	-	-	-	-
151.1683	-23.7542	712B	712	3-3.6	26/02/2009	ES0903492		Stage 2	-	-	-	-	-	-	-	-	-	-	-	-	-	-	-	-	-	-	-	-	-	-	-	-	-	-	-	-	-	-	-	-	-	-	-	-	-	-	-
151.1683	-23.7542	712C	712	0 - 0.5	26/02/2009	ES0902935		Stage 2	-	-	-	-	-	-	-	-	-	-	-	-	-	-	-	-	-	-	-	-	-	-	-	-	-	-	-	-	-	-	-	-	-	-	-	-	-	-	-
151.1683	-23.7542	712C	712	0.5-1	26/02/2009	ES0902935		Stage 2	-	-	-	-	-	-	-	-	-	-	-	-	-	-	-	-	-	-	-	-	-	-	-	-	-	-	-	-	-	-	-	-	-	-	-	-	-	-	-
151.1683	-23.7542	712C	712	1.5-2	26/02/2009	ES0902935		Stage 2	-	-	-	-	-	-	-	-	-	-	-	-	-	-	-	-	-	-	-	-	-	-	-	-	-	-	-	-	-	-	-	-	-	-	-	-	-	-	-
151.1683	-23.7542	712C	712	1-1.5	26/02/2009	ES0902935		Stage 2	-	-	-	-	-	-	-	-	-	-	-	-	-	-	-	-	-	-	-	-	-	-	-	-	-	-	-	-	-	-	-	-	-	-	-	-	-	-	-
151.1683	-23.7542	712C	712	1-1.6	26/02/2009	ES0903492		Stage 2	-	-	-	-	-	-	-	-	-	-	-	-	-	-	-	-	-	-	-	-	-	-	-	-	-	-	-	-	-	-	-	-	-	-	-	-	-	-	-
151.1683	-23.7542	712C	712	2-3.6	26/02/2009	ES0902935		Stage 2	-	-	-	-	-	-	-	-	-	-	-	-	-	-	-	-	-	-	-	-	-	-	-	-	-	-	-	-	-	-	-	-	-	-	-	-	-	-	-
151.1688	-23.7595	658	658	0 - 0.1	2/03/2009	EB0903558		Stage 3	-	-	-	-	20.2	-	-	4040	-	-	34	-	-	1.5	-	0.06	-	-	-	-	<1	-	<10	<0.02	-	9.1	-	-	-	<0.02	-	-	6.48	-	<2	-	-
151.1688	-23.7595	658	658	0 - 0.5	2/03/2009	ES0903119		Stage 3	-	-	-	-	-	-	-	-	-	-	-	-	-	-	-	-	-	-	-	-	-	-	-	-	-	-	-	-	-	-	-	-	-	-	-	-	-	-	-
151.1688	-23.7595	658	658	0 - 0.5	2/03/2009	ES0903492		Stage 3	-	-	-	-	-	-	-	-	-	-	-	-	-	-	-	-	-	-	-	-	-	-	-	-	-	-	-	-	-	-	-	-	-	-	-	-	-	-	-
151.1688	-23.7595	658	658	0.3-0.5	2/03/2009	EB0903558		Stage 3	-	-	-	-	6.88	-	-	1370	-	-	342	-	-	1.5	-	0.55	-	-	-	-	<1	-	<10	<0.02	-	8.7	-	-	-	<0.02	-	-	2.2	-	<2	-	-
151.1688	-23.7595	658	658	0.5-1	2/03/2009	ES0903119		Stage 3	-	-	-	-	-	-	-	-	-	-	-	-	-	-	-	-	-	-	-	-	-	-	-	-	-	-	-	-	-	-	-	-	-	-	-	-	-	-	-
151.1688	-23.7595	658	658	0.8-1	2/03/2009	EB0903558		Stage 3	-	-	-	-	1.88	-	-	376	-	-	392	-	-	1.5	-	0.63	-	-	-	-	11	-	142	0.23	-	8.5	-	-	-	<0.02	-	-	0.6	-	<2	-	-
151.1688	-23.7595	658	658	1.3-1.5	2/03/2009	EB0903558		Stage 3	-	-	-	-	1.33	-	-	265	-	-	505	-	-	1.5	-	0.81	-	-	-	-	25	-	328	0.52	-	8.1	-	-	-	<0.02	-	-	0.42	-	<2	-	-
151.1688	-23.7595	658	658	1.5-2	2/03/2009	ES0903119		Stage 3	-	-	-	-	-	-	-	-	-	-	-	-	-	-	-	-	-	-	-	-	-	-	-	-	-	-	-	-	-	-	-	-	-	-	-	-	-	-	-
151.1688	-23.7595	658	658	1.8-2	2/03/2009	EB0903558		Stage 3	-	-	-	-	1.51	-	-	302	-	-	312	-	-	1.5	-	0.5	-	-	-	-	8	-	111	0.18	-	8.4	-	-	-	<0.02	-	-	0.48	-	<2	-	-
151.1688	-23.7595	658	658	1-1.5	2/03/2009	ES0903119		Stage 3	-	-	-	-	-	-	-	-	-	-	-	-	-	-	-	-	-	-	-	-	-	-	-	-	-	-	-	-	-	-	-	-	-	-	-	-	-	-	-
151.1688	-23.7595	658	658	2.3-3.3	2/03/2009	EB0903558		Stage 3	-	-	-	-	1.43	-	-	286	-	-	385	-	-	1.5	-	0.62	-	-	-	-	14	-	194	0.31	-	8.4	-	-	-	<0.02	-	-	0.46	-	<2	-	-
151.1688	-23.7595	658	658	2-3	2/03/2009	ES0903119		Stage 3	-	-	-	-	-	-	-	-	-	-	-	-	-	-	-	-	-	-	-	-	-	-	-	-	-	-	-	-	-	-	-	-	-	-	-	-	-	-	-
151.1688	-23.7595	658	658	3.3-4.3	2/03/2009	EB0903558		Stage 3	-	-	-	-	2.51	-	-	502	-	-	142	-	-	1.5	-	0.23	-	-	-	-	<1	-	<10	<0.02	-	8.9	-	-	-	<0.02	-	-	0.8	-	<2	-	-
151.1688	-23.7595	658	658	3-4.5	2/03/2009	ES0903119		Stage 3	-	-	-	-	-	-	-	-	-	-	-	-	-	-	-	-	-	-	-	-	-	-	-	-	-	-	-	-	-	-	-	-	-	-	-	-	-	-	-
151.1688	-23.7595	658	658	4.3-5.4	2/03/2009	EB0903558		Stage 3	-	-	-	-	2.46	-	-	491	-	-	70	-	-	1.5	-	0.11	-	-	-	-	<1	-	<10	<0.02	-	9.1	-	-	-	<0.02	-	-	0.79	-	<2	-	-
151.1688	-23.7595	658	658	4.5-5.4	2/03/2009	ES0903119		Stage 3	-	-	-	-	-	-	-	-	-	-	-	-	-	-	-	-	-	-	-	-	-	-	-	-	-	-	-	-	-	-	-	-	-	-	-	-	-	-	-
151.1688	-23.7595	658	658	5-5.4	2/03/2009	ES0903492		Stage 3	-	-	-	-	-	-	-	-	-	-	-	-	-	-	-	-	-	-	-	-	-	-	-	-	-	-	-	-	-	-	-	-	-	-	-	-	-	-	-
151.1688	-23.7595	658_0.1	658	0.1	2/03/2009	Field Test		Stage 3	8.85	2.62	6.23	3	-	-	-	-	-	-	-	-	-	-	-	-	-	-	-	-	-	-	-	-	-	-	-	-	-	-	-	-	-	-	-	-	-	-	-
151.1688	-23.7595	658_0.25	658	0.25	2/03/2009	Field Test		Stage 3	8.46	2.4	6.06	1	-	-	-	-	-	-	-	-	-	-	-	-	-	-	-	-	-	-	-	-	-	-	-	-	-	-	-	-	-	-	-	-	-	-	-
151.1688	-23.7595	658_0.5	658	0.5	2/03/2009	Field Test		Stage 3	8.55	2.51	6.04	1	-	-	-	-	-	-	-	-	-	-	-	-	-	-	-	-	-	-	-	-	-	-	-	-	-	-	-	-	-	-	-	-	-	-	-
151.1688	-23.7595	658_0.75	658	0.75	2/03/2009	Field Test		Stage 3	8.89	7.47	1.42	1	-	-	-	-	-	-	-	-	-	-	-	-	-	-	-	-	-	-	-	-	-	-	-	-	-	-	-	-	-	-	-	-	-	-	-
151.1688	-23.7595	658_1	658	1	2/03/2009	Field Test		Stage 3	8.59	7.27	1.32	1	-	-	-	-	-	-	-	-	-	-	-	-	-	-	-	-	-	-	-	-	-	-	-	-	-	-	-	-	-	-	-	-	-	-	-
151.1688	-23.7595	658_1.25	658	1.25	2/03/2009	Field Test		Stage 3	8.18	6.73	1.45	4	-	-	-	-	-	-	-	-	-	-	-	-	-	-	-	-	-	-	-	-	-	-	-	-	-	-	-	-	-	-	-	-	-	-	-
151.1688	-23.7595	658_1.5	658	1.5	2/03/2009	Field Test		Stage 3	8.52	6.98	1.54	3	-	-	-	-	-	-	-	-	-	-	-	-	-	-	-	-	-	-	-	-	-	-	-	-	-	-	-	-	-	-	-	-	-	-	-
151.1688	-23.7595	658_1.75	658	1.75	2/03/2009	Field Test		Stage 3	7.81	6.34	1.47	1	-	-	-	-	-	-	-	-	-	-	-	-	-	-	-	-	-	-	-	-	-	-	-	-	-	-	-	-	-	-	-	-	-	-	-
151.1688	-23.7595	658_2	658	2	2/03/2009	Field Test		Stage 3	8.89	4.71	4.18	4	-	-	-	-	-	-	-	-	-	-	-	-	-	-	-	-	-	-	-	-	-	-	-	-	-	-	-	-	-	-	-	-	-	-	-
151.1688	-23.7595	658_2.25	658	2.25	2/03/2009	Field Test		Stage 3	7.84	6.17	1.67	3	-	-	-	-	-	-	-	-	-	-	-	-	-	-	-	-	-	-	-	-	-	-	-	-	-	-	-	-	-	-	-	-	-	-	-
151.1688	-23.7595	658_2.5	658	2.5	2/03/2009	Field Test		Stage 3	8.72	2.31	6.41	4	-	-	-	-	-	-	-	-	-	-	-	-	-	-	-	-	-	-	-	-	-	-	-	-	-	-	-	-	-	-	-	-	-	-	-
151.1688	-23.7595	658_2.75	658	2.75	2/03/2009	Field Test		Stage 3	8.56	3.34	5.22	4	-	-	-	-	-	-	-	-	-	-	-	-	-	-	-	-	-	-	-	-	-	-	-	-	-	-	-	-	-	-	-	-	-	-	-
151.1688	-23.7595	658_3	658	3	2/03/2009	Field Test		Stage 3	8.69	4.93	3.76	4	-	-	-	-	-	-	-	-	-	-	-	-	-	-	-	-	-	-	-	-	-	-	-	-	-	-	-	-	-	-	-	-	-	-	-
151.1688	-23.7595	658_3.25	658	3.25	2/03/2009	Field Test		Stage 3	8.72	2.75	5.97	1	-	-	-	-	-	-	-	-	-	-	-	-	-	-	-	-	-	-	-	-	-	-	-	-	-	-	-	-	-	-	-	-	-	-	-
151.1688	-23.7595	658_3.5	658	3.5	2/03/2009	Field Test		Stage 3	8.29	6.48	1.81	1	-	-	-	-	-	-	-	-	-	-	-	-	-	-	-	-	-	-	-	-	-	-	-	-	-	-	-	-	-	-	-	-	-	-	-
151.1688	-23.7595	658_3.75	658	3.75	2/03/2009	Field Test		Stage 3	8.16	6.42	1.74	1	-	-	-	-	-	-	-	-	-	-	-	-	-	-	-	-	-	-	-	-	-	-	-	-	-	-	-	-	-	-	-	-	-	-	-
151.1688	-23.7595	658_4	658	4	2/03/2009	Field Test		Stage 3	8.51	6.25	2.26	3	-	-	-	-	-	-	-	-	-	-	-	-	-	-	-	-	-	-	-	-	-	-	-	-	-	-	-	-	-	-	-	-	-	-	-
151.1688	-23.7595	658_4.25	658	4.25	2/03/2009	Field Test		Stage 3	8.08	5.79	2.29	1	-	-	-	-	-	-	-	-	-	-	-	-	-	-	-	-	-	-	-	-	-	-	-	-	-	-	-	-	-	-	-	-	-	-	-
151.1688	-23.7595	658_4.5	658	4.5	2/03/2009	Field Test		Stage 3	8.18	6.18	2	1	-	-	-	-	-	-	-	-	-	-	-	-	-	-	-	-	-	-	-	-	-	-	-	-	-	-	-	-	-	-	-	-	-	-	-
151.1688	-23.7595	658_4.75	658	4.75	2/03/2009	Field Test		Stage 3	8.06	1.96	6.1	1	-	-	-	-	-	-	-	-	-	-	-	-	-	-	-	-	-	-	-	-	-	-	-	-	-	-	-	-	-	-	-	-	-	-	-
151.1688	-23.7595	658_5	658	5	2/03/2009	Field Test		Stage 3	7.72	1.84	5.88	-	-	-	-	-	-	-	-	-	-	-	-	-	-	-	-	-	-	-	-	-	-	-	-	-	-	-	-	-	-	-	-	-	-	-	-
151.1688	-23.7595	658_5.25	658	5.25	2/03/2009	Field Test		Stage 3	7.44	1.8	5.64	1	-	-	-	-	-	-	-	-	-	-	-	-	-	-	-	-	-	-	-	-	-	-	-	-	-	-	-	-	-	-	-	-	-	-	-
151.1688	-23.7595	658_5.4	658	5.4	2/03/2009	Field Test		Stage 3	7.16	1.47	5.69	1	-	-	-	-	-	-	-	-	-	-	-	-	-	-	-	-	-	-	-	-	-	-	-	-	-	-	-	-	-	-	-	-	-	-	-
151.1688	-23.7595	D01_0203	658	0 - 0.5	2/03/2009	ES0903119		Stage 3	-	-	-	-	-	-	-	-	-	-	-	-	-	-	-	-	-	-	-	-	-	-	-	-	-	-	-	-	-	-	-	-	-	-	-	-	-	-	-
151.1688	-23.7595	D02_0203	658		2/03/2009	EB0903558		Stage 3	-	-	-	-	7.62	-	-	1520	-	-	292	-	-	1.5	-	0.47	-	-	-	-	<1	-	<10	<0.02	-	8.7	-	-	-	<0.02	-	-	2.44	-	<2	-	-
151.1688	-23.7575	653	653	0 - 0.1	14/03/2009	EB0904394		Stage 2	-	-	-	-	22.9	-	-	4570	-	-	27	-	-	1.5	-	0.04	-	-	-	-	<1	-	<10	<0.02	-	9.3	-	-	-	<0.02	-	-	7.32	-	<2	-	-
151.1688	-23.7575	653	653	0 - 0.5	14/03/2009	ES0903756		Stage 2	-	-	-	-	-	-	-	-	-	-	-	-	-	-	-	-	-	-	-	-	-	-	-	-	-	-	-	-	-	-	-	-	-	-	-	-	-	-	-
151.1688	-23.7575	653	653	0 - 0.5	14/03/2009	ES0904190		Stage 2	-	-	-	-	-	-	-	-	-	-	-	-	-	-	-	-	-	-	-	-	-	-	-	-	-	-	-	-	-	-	-	-	-	-	-	-	-	-	-
151.1688	-23.7575	653	653	0.3-0.5	14/03/2009	EB0904394		Stage 2	-	-	-	-	9.6	-	-	1920	-	-	590	-	-	1.5	-	0.95	-	-	-	-	<1	-	<10	<0.02	-	8.8	-	-	-	<0.02	-	-	3.08	-	<2	-	-
151.1688	-23.7575	653	653	0.5-1	14/03/2009	ES0903756		Stage 2	-	-	-	-	-	-	-	-	-	-	-	-	-	-	-	-	-	-	-	-	-	-	-	-	-	-	-	-	-	-	-	-	-	-	-	-	-	-	-
151.1688	-23.7575	653	653	0.8-1	14/03/2009	EB0904394		Stage 2	-	-	-	-	3.04	-	-	607	-	-	160	-	-	1.5	-	0.26	-	-	-	-	<1	-	<10	<0.02	-	9	-	-	-	<0.02	-	-	0.97	-	<2	-	-
151.1688	-23.7575	653	653	1.3-1.5	14/03/2009	EB0904394		Stage 2	-	-	-	-	6.46	-	-	1290	-	-	172	-	-	1.5	-	0.28	-	-	-	-	<1	-	<10	<0.02	-	9	-	-	-	<0.02	-	-	2.07	-	<2	-	-
151.1688	-23.7575	653	653	1.5-1.8	14/03/2009	ES0903756		Stage 2	-	-	-	-	-	-	-	-	-	-	-	-	-	-	-	-	-	-	-	-	-	-	-	-	-	-	-	-	-	-	-	-	-	-	-	-	-	-	-

									ASS Field Test				ASS																																
									pH (F)	pH Change	pH OX	Reaction Rate	Acid Neutralising Capacity	Acid Reacted Calcium	Acid Reacted Magnesium	acidity - Acid Neutralising Capacity (19A2)	acidity - Acid Reacted Calcium	acidity - Acid Reacted Magnesium	acidity - Chromium Reducible Sulfur (a-22B)	acidity - Excess Acid Neutralising Capacity	acidity - Peroxide Oxidisable Sulfur	ANC Fineness Factor	Calcium in Peroxide	Chromium Reducible Sulfur	Excess Acid Neutralising Capacity	KCl Extractable Calcium	KCl Extractable Magnesium	KCl Extractable Sulfur	Liming Rate	Magnesium in Peroxide	Net Acidity (acidity units)	Net Acidity (sulfur units)	Peroxide Oxidisable Sulfur	pH KCl	sulfidic - Acid Reacted Calcium	sulfidic - Acid Reacted Magnesium	sulfidic - Excess Acid Neutralising Capacity	sulfidic - Titratable Actual Acidity	sulfidic - Titratable Peroxide Acidity	sulfidic - Titratable Sulfidic Acidity	sulfidic-Acid Neutral	Sulfur in Peroxide	Titratable Actual Acidity	Titratable Peroxide Acidity	Titratable Sulfidic Acidity
									pH Unit	pH Units	pH Unit	Units	m H+/t	%	%	mol h+/t	mole H+/t	mole H+/t	m H+/t	mole H+/t	mole H+/t	-	%	% S	%	%	%	%	kg CaCO3/t	%	mole H+/t	%S	%	pH Unit	% S	%S	%S	%S	%S	%S	%S	%	mole H+/t	mole H+/t	mole H+/t
EQL									0.1		0.1	1	0.01	0.02	0.02	10	10	10	10	10	10	0.5	0.02	0.02	0.02	0.02	0.02	0.02	1	0.02	10	0.02	0.02	0.1	0.01	0.02	0.02	0.02	0.02	0.02	0.01	0.02	2	2	2
National Assessment Guidelines for Dredging- Maximum																																													
National Assessment Guidelines for Dredging- Screening																																													
QASSIT 1998 (Field Screen)									5-14	1	5-14	2																																	
QASSIT 1998 (Minimum)																															18	0.03													
x coord	y coord	Field ID	Core #	Depth (m)	Date Sampled	SDG	GC Borelog Approved	Purpose																																					
151.1688	-23.7575	653	653	1.8-2	14/03/2009	EB0904394		Stage 2	-	-	-	-	0.37	-	-	75	-	-	<10	-	-	1.5	-	<0.02	-	-	-	-	<1	-	<10	<0.02	-	9.2	-	-	-	<0.02	-	-	0.12	-	<2	-	-
151.1688	-23.7575	653	653	1.8-2.7	14/03/2009	ES0903756		Stage 2	-	-	-	-	-	-	-	-	-	-	-	-	-	-	-	-	-	-	-	-	-	-	-	-	-	-	-	-	-	-	-	-	-	-	-	-	-	-
151.1688	-23.7575	653	653	1-1.5	14/03/2009	ES0903756		Stage 2	-	-	-	-	-	-	-	-	-	-	-	-	-	-	-	-	-	-	-	-	-	-	-	-	-	-	-	-	-	-	-	-	-	-	-	-	-	-
151.1688	-23.7575	653	653	2.3-2.5	14/03/2009	EB0904394		Stage 2	-	-	-	-	<0.01	-	-	<10	-	-	<10	-	-	1.5	-	<0.02	-	-	-	-	<1	-	<10	<0.02	-	7.6	-	-	-	<0.02	-	-	<0.01	-	<2	-	-
151.1688	-23.7575	653	653	2-2.5	14/03/2009	ES0904190		Stage 2	-	-	-	-	-	-	-	-	-	-	-	-	-	-	-	-	-	-	-	-	-	-	-	-	-	-	-	-	-	-	-	-	-	-	-	-	-	-
151.1688	-23.7575	653_0.1	653	0.1	14/03/2009	Field Test		Stage 2	8.96	2.77	6.19	-	-	-	-	-	-	-	-	-	-	-	-	-	-	-	-	-	-	-	-	-	-	-	-	-	-	-	-	-	-	-	-	-	-
151.1688	-23.7575	653_0.25	653	0.25	14/03/2009	Field Test		Stage 2	9.07	2.8	6.27	-	-	-	-	-	-	-	-	-	-	-	-	-	-	-	-	-	-	-	-	-	-	-	-	-	-	-	-	-	-	-	-	-	-
151.1688	-23.7575	653_0.5	653	0.5	14/03/2009	Field Test		Stage 2	9.22	2.96	6.26	-	-	-	-	-	-	-	-	-	-	-	-	-	-	-	-	-	-	-	-	-	-	-	-	-	-	-	-	-	-	-	-	-	-
151.1688	-23.7575	653_0.75	653	0.75	14/03/2009	Field Test		Stage 2	8.97	3.34	5.63	-	-	-	-	-	-	-	-	-	-	-	-	-	-	-	-	-	-	-	-	-	-	-	-	-	-	-	-	-	-	-	-	-	-
151.1688	-23.7575	653_1	653	1	14/03/2009	Field Test		Stage 2	8.84	3.38	5.46	-	-	-	-	-	-	-	-	-	-	-	-	-	-	-	-	-	-	-	-	-	-	-	-	-	-	-	-	-	-	-	-	-	-
151.1688	-23.7575	653_1.25	653	1.25	14/03/2009	Field Test		Stage 2	8.75	6.55	2.2	-	-	-	-	-	-	-	-	-	-	-	-	-	-	-	-	-	-	-	-	-	-	-	-	-	-	-	-	-	-	-	-	-	-
151.1688	-23.7575	653_1.5	653	1.5	14/03/2009	Field Test		Stage 2	8.39	3.01	5.38	-	-	-	-	-	-	-	-	-	-	-	-	-	-	-	-	-	-	-	-	-	-	-	-	-	-	-	-	-	-	-	-	-	-
151.1688	-23.7575	653_1.75	653	1.75	14/03/2009	Field Test		Stage 2	8.57	3	5.57	-	-	-	-	-	-	-	-	-	-	-	-	-	-	-	-	-	-	-	-	-	-	-	-	-	-	-	-	-	-	-	-	-	-
151.1688	-23.7575	653_2	653	2	14/03/2009	Field Test		Stage 2	8.86	3.06	5.8	-	-	-	-	-	-	-	-	-	-	-	-	-	-	-	-	-	-	-	-	-	-	-	-	-	-	-	-	-	-	-	-	-	-
151.1688	-23.7575	653_2.25	653	2.25	14/03/2009	Field Test		Stage 2	8.12	2.41	5.71	-	-	-	-	-	-	-	-	-	-	-	-	-	-	-	-	-	-	-	-	-	-	-	-	-	-	-	-	-	-	-	-	-	-
151.1688	-23.7575	653_2.5	653	2.5	14/03/2009	Field Test		Stage 2	7.08	1.79	5.29	-	-	-	-	-	-	-	-	-	-	-	-	-	-	-	-	-	-	-	-	-	-	-	-	-	-	-	-	-	-	-	-	-	-
151.1688	-23.7575	653_2.7	653	2.7	14/03/2009	Field Test		Stage 2	6.97	1.79	5.18	-	-	-	-	-	-	-	-	-	-	-	-	-	-	-	-	-	-	-	-	-	-	-	-	-	-	-	-	-	-	-	-	-	-
151.1688	-23.7575	D01_14036	653	0.5-1	14/03/2009	ES0903756		Stage 2	-	-	-	-	-	-	-	-	-	-	-	-	-	-	-	-	-	-	-	-	-	-	-	-	-	-	-	-	-	-	-	-	-	-	-	-	-	-
151.169	-23.7497	636	636	0 - 0.1	15/03/2009	EB0904394		Stage 2	-	-	-	-	11.6	-	-	2330	-	-	336	-	-	1.5	-	0.54	-	-	-	-	<1	-	<10	<0.02	-	9	-	-	-	<0.02	-	-	3.73	-	<2	-	-
151.169	-23.7497	636	636	0 - 0.5	15/03/2009	ES0903808		Stage 2	-	-	-	-	-	-	-	-	-	-	-	-	-	-	-	-	-	-	-	-	-	-	-	-	-	-	-	-	-	-	-	-	-	-	-	-	-	-
151.169	-23.7497	636	636	0 - 0.5	15/03/2009	ES0904190		Stage 2	-	-	-	-	-	-	-	-	-	-	-	-	-	-	-	-	-	-	-	-	-	-	-	-	-	-	-	-	-	-	-	-	-	-	-	-	-	-
151.169	-23.7497	636	636	0.3-0.5	15/03/2009	EB0904394		Stage 2	-	-	-	-	7.93	-	-	1580	-	-	242	-	-	1.5	-	0.39	-	-	-	-	<1	-	<10	<0.02	-	9	-	-	-	<0.02	-	-	2.54	-	<2	-	-
151.169	-23.7497	636	636	0.5-1	15/03/2009	ES0903808		Stage 2	-	-	-	-	-	-	-	-	-	-	-	-	-	-	-	-	-	-	-	-	-	-	-	-	-	-	-	-	-	-	-	-	-	-	-	-	-	-
151.169	-23.7497	636	636	0.8-1	15/03/2009	EB0904394		Stage 2	-	-	-	-	23.4	-	-	4670	-	-	148	-	-	1.5	-	0.24	-	-	-	-	<1	-	<10	<0.02	-	7.5	-	-	-	<0.02	-	-	7.48	-	<2	-	-
151.169	-23.7497	636	636	1.3-1.5	15/03/2009	EB0904394		Stage 2	-	-	-	-	29.8	-	-	5940	-	-	109	-	-	1.5	-	0.17	-	-	-	-	<1	-	<10	<0.02	-	9.3	-	-	-	<0.02	-	-	9.53	-	<2	-	-
151.169	-23.7497	636	636	1-1.6	15/03/2009	ES0903808		Stage 2	-	-	-	-	-	-	-	-	-	-	-	-	-	-	-	-	-	-	-	-	-	-	-	-	-	-	-	-	-	-	-	-	-	-	-	-	-	-
151.169	-23.7497	636_0.1	636	0.1	15/03/2009	Field Test		Stage 2	9.11	3.67	5.44	1	-	-	-	-	-	-	-	-	-	-	-	-	-	-	-	-	-	-	-	-	-	-	-	-	-	-	-	-	-	-	-	-	-
151.169	-23.7497	636_0.25	636	0.25	15/03/2009	Field Test		Stage 2	8.81	2.77	6.04	1	-	-	-	-	-	-	-	-	-	-	-	-	-	-	-	-	-	-	-	-	-	-	-	-	-	-	-	-	-	-	-	-	-
151.169	-23.7497	636_0.5	636	0.5	15/03/2009	Field Test		Stage 2	8.8	3.27	5.53	1	-	-	-	-	-	-	-	-	-	-	-	-	-	-	-	-	-	-	-	-	-	-	-	-	-	-	-	-	-	-	-	-	-
151.169	-23.7497	636_0.75	636	0.75	15/03/2009	Field Test		Stage 2	9.06	2.97	6.09	1	-	-	-	-	-	-	-	-	-	-	-	-	-	-	-	-	-	-	-	-	-	-	-	-	-	-	-	-	-	-	-	-	-
151.169	-23.7497	636_1	636	1	15/03/2009	Field Test		Stage 2	9.15	3.21	5.94	1	-	-	-	-	-	-	-	-	-	-	-	-	-	-	-	-	-	-	-	-	-	-	-	-	-	-	-	-	-	-	-	-	-
151.169	-23.7497	636_1.25	636	1.25	15/03/2009	Field Test		Stage 2	9.74	3.86	5.88	1	-	-	-	-	-	-	-	-	-	-	-	-	-	-	-	-	-	-	-	-	-	-	-	-	-	-	-	-	-	-	-	-	-
151.169	-23.7497	636_1.5	636	1.5	15/03/2009	Field Test		Stage 2	9.12	2.98	6.14	1	-	-	-	-	-	-	-	-	-	-	-	-	-	-	-	-	-	-	-	-	-	-	-	-	-	-	-	-	-	-	-	-	-
151.1691	-23.7527	643	643	0 - 0.1	15/03/2009	EB0904394		Stage 2	-	-	-	-	34.6	-	-	6920	-	-	24	-	-	1.5	-	0.04	-	-	-	-	<1	-	<10	<0.02	-	9.3	-	-	-	<0.02	-	-	11.1	-	<2	-	-
151.1691	-23.7527	643	643	0 - 0.5	15/03/2009	ES0903808		Stage 2	-	-	-	-	-	-	-	-	-	-	-	-	-	-	-	-	-	-	-	-	-	-	-	-	-	-	-	-	-	-	-	-	-	-	-	-	-
151.1691	-23.7527	643	643	0 - 0.5	15/03/2009	ES0904163		Stage 2	-	-	-	-	-	-	-	-	-	-	-	-	-	-	-	-	-	-	-	-	-	-	-	-	-	-	-	-	-	-	-	-	-	-	-	-	-
151.1691	-23.7527	643	643	0 - 0.5	15/03/2009	ES0904190		Stage 2	-	-	-	-	-	-	-	-	-	-	-	-	-	-	-	-	-	-	-	-	-	-	-	-	-	-	-	-	-	-	-	-	-	-	-	-	-
151.1691	-23.7527	643	643	0.3-0.5	15/03/2009	EB0904394		Stage 2	-	-	-	-	37.2	-	-	7430	-	-	232	-	-	1.5	-	0.37	-	-	-	-	<1	-	<10	<0.02	-	9.1	-	-	-	<0.02	-	-	11.9	-	<2	-	-
151.1691	-23.7527	643	643	0.5-0.75	15/03/2009	ES0903808		Stage 2	-	-	-	-	-	-	-	-	-	-	-	-	-	-	-	-	-	-	-	-	-	-	-	-	-	-	-	-	-	-	-	-	-	-	-	-	-
151.1691	-23.7527	643	643	0.75-1.3	15/03/2009	ES0903808		Stage 2	-	-	-	-	-	-	-	-	-	-	-	-	-	-	-	-	-	-	-	-	-	-	-	-	-	-	-	-	-	-	-	-	-	-	-	-	-
151.1691	-23.7527	643	643	0.8-1	15/03/2009	EB0904394		Stage 2	-	-	-	-	0.37	-	-	75	-	-	<10	-	-	1.5	-	<0.02	-	-	-	-	<1	-	<10	<0.02	-	9.3	-	-	-	<0.02	-	-	0.12	-	<2	-	-
151.1691	-23.7527	643	643	1-1.3	15/03/2009	ES0904190		Stage 2	-	-	-	-	-	-	-	-	-	-	-	-	-	-	-	-	-	-	-	-	-	-	-	-	-	-	-	-	-	-	-	-	-	-	-	-	-
151.1691	-23.7527	643_0.1	643	0.1	15/03/2009	Field Test		Stage 2	8.22	2.15	6.07	-	-	-	-	-	-	-	-	-	-	-	-	-	-	-	-	-	-	-	-	-	-	-	-	-	-	-	-	-	-	-	-	-	-
151.1691	-23.7527	643_0.25	643	0.25	15/03/2009	Field Test		Stage 2	8.34	2.44	5.9	-	-	-	-	-	-	-	-	-	-	-	-	-	-	-	-	-	-	-	-	-	-	-	-	-	-	-	-	-	-	-	-	-	-
151.1691	-23.7527	643_0.5	643	0.5	15/03/2009	Field Test		Stage 2	8.92	2.92	6	1	-	-	-	-	-	-	-	-	-	-	-	-	-	-	-	-	-	-	-	-	-	-	-	-	-	-	-	-	-	-	-	-	-
151.1691	-23.7527	643_0.75	643	0.75	15/03/2009	Field Test		Stage 2	8.74	4.94	3.8	1	-	-	-	-	-	-	-	-	-	-	-	-	-	-	-	-	-	-	-	-	-	-	-	-	-	-	-	-	-	-	-	-	-
151.1691	-23.7527	643_1	643	1	15/03/2009	Field Test		Stage 2	8.71	2.67	6.04	-	-	-	-	-	-	-	-	-	-	-	-	-	-	-	-	-	-	-	-	-	-	-	-	-	-	-	-	-	-	-	-	-	-
151.1692	-23.7754	630A	630	0 - 0.1	7/03/2009	EB0903990		Stage 3	-	-	-	-	4.85	-	-	970	-	-	381	-	-	1.5	-	0.61	-	-	-	-	<1	-	<10	<0.02	-	8.8	-	-	-	<0.02	-	-	1.55	-	<2	-	-
151.1692	-23.7754	630A	630	0 - 0.5	7/03/2009	ES0903362		Stage 3	-	-	-	-	-	-	-	-	-	-	-	-	-	-	-	-	-	-	-	-	-	-	-	-	-	-	-	-	-	-	-	-	-	-	-	-	-
151.1692	-23.7754	630A	630	0 - 0.5	7/03/2009	ES0903492		Stage 3	-	-	-	-	-	-	-	-	-	-	-	-	-	-	-	-	-	-	-	-	-	-	-	-	-	-	-	-	-	-	-	-	-	-	-	-	-
151.1692	-23.7754	630A	630	0.3-0.5	7/03/2009	EB0903990		Stage 3	-	-	-	-	2.04	-	-	408	-	-	711	-	-	1.5	-	1.14	-	-	-	-	33	-	439	0.7	-	8.6	-	-	-	<0.02	-	-	0.65	-	<2	-	-
151.1692	-23.7754	630A	630	0.5-1	7/03/2009	ES0903362		Stage 3	-	-	-	-	-	-	-	-	-	-	-	-	-	-	-	-	-	-	-	-	-	-	-	-	-	-	-	-	-	-	-	-	-	-	-	-	-
151.1692	-23.7754	630A	630	0.8-1	7/03/2009	EB0903990		Stage 3	-	-	-	-	0.56	-	-	112	-	-	507	-	-	1.5	-	0.81	-	-	-	-	32	-	432	0.69	-	8.2	-	-	-	<0.02	-	-	0.18	-	<2	-	-
151.1692	-23.7754	630A	630	1.3-1.5	7/03/2009	EB0903990		Stage 3	-	-	-	-	0.46	-	-	92	-	-	<10	-	-	1.5	-	<0.02	-	-	-	-	<1	-	<10	<0.02	-	8.1	-	-	-	<0.02	-	-	0.15	-	<2	-	-
151.1692	-23.7754	630A	630	1.55-2.3	7/03/2009	ES0903362		Stage 3	-	-	-	-	-	-	-	-	-	-	-	-	-	-	-	-	-	-	-	-	-	-	-	-	-	-	-	-	-	-	-	-	-	-	-	-	-
151.1692	-23.7754	630A	630	1.8-2	7/03/2009	EB0903990		Stage 3	-	-	-	-	0.1	-	-	20	-	-	14	-	-	1.5	-	0.02	-	-	-	-	<1	-	<10	<0.02	-	7	-	-	-	<0.02	-	-	0.03	-	<2	-	-
151.1692	-23.7754	630A	630	1-1.55	7/03/2009	ES0903362		Stage 3	-	-	-	-	-	-	-	-	-	-	-	-	-	-	-	-	-	-	-	-	-	-	-	-	-	-	-	-	-	-	-	-	-	-	-	-	-
151.1692	-23.7754	630A	630	2.1-2.3	7/03/2009	EB0903990		Stage 3	-	-	-	-	8.38	-	-	1670	-	-	140	-	-	1.5	-	0.22	-	-	-	-	<1	-	<10	<0.02	-	8.7	-	-	-	<0.02	-	-	2.68	-	<2	-	-
151.1692	-23.7754	630A_0.1	630	0.1	7/03/2009	Field Test		Stage 3	9.03	3.04	5.99	1	-	-	-	-	-	-	-	-	-	-	-	-	-	-	-	-	-	-	-	-	-	-	-	-	-	-	-	-	-	-	-	-	-
151.1692	-23.7754	630A_0.25	630	0.25	7/03/2009	Field Test		Stage 3	9.16	3.59	5.57	1	-	-	-	-	-	-	-	-	-	-	-	-	-	-	-	-	-	-	-	-	-	-	-	-	-	-	-	-	-	-	-	-	-
151.1692	-23.7754	630A_0.5	630	0.5	7/03/2009	Field Test		Stage 3	9.16	3.38	5.78	-	-	-	-	-	-	-	-	-	-	-	-	-	-	-	-	-	-	-	-	-	-	-	-	-	-	-	-	-	-	-	-	-	-
151.1692	-23.7754	630A_0.75	630	0.75	7/03/2009	Field Test		Stage 3	8.97	2.95	6.02	-	-	-	-	-	-	-	-	-	-	-	-	-	-	-	-	-	-	-	-	-	-	-	-	-	-	-	-	-	-	-	-	-	-
151.1692	-23.7754	630A_1	630	1	7/03/2009	Field Test		Stage 3	8.81	2.91	5.9	-	-	-	-	-	-	-	-	-	-	-	-	-	-	-	-	-	-	-	-	-	-	-	-	-	-	-	-	-	-	-	-	-	-
151.1692	-23.7754	630A_1.25	630	1.25	7/03/2009	Field Test		Stage 3	9.07	4.25	4.82	-	-	-	-	-	-	-	-	-	-	-	-	-	-	-	-	-	-	-	-	-	-	-	-	-	-	-	-	-	-	-	-	-	-
151.1692	-23.7754	630A_1.5	630	1.5	7/03/2009	Field Test		Stage 3	8.74	4.13	4.61	-	-	-	-	-	-	-	-	-	-	-	-	-	-	-	-	-	-	-	-	-	-	-	-	-	-	-	-	-	-	-	-	-	-
151.1692	-23.7754	630A_1.75	630	1.75	7/03/2009	Field Test		Stage 3	9.69	3.15	6.54	-	-	-	-	-	-	-	-	-	-	-	-	-	-	-	-	-	-	-	-	-	-	-	-	-	-	-	-	-	-	-	-	-	-
151.1692	-23.7754	630A_2	630	2	7/03/2009	Field Test		Stage 3	9.26	3.09	6.17	-	-	-	-	-	-	-	-	-	-	-	-	-	-	-	-	-	-	-	-	-	-	-	-	-	-	-	-	-	-	-	-	-	-
151.1692	-23.7754	630A_2.3	630	2.3	7/03/2009	Field Test		Stage 3	8.51	2.79	5.72	-	-	-	-	-	-	-	-	-	-	-	-	-	-	-	-	-	-	-	-	-	-	-	-	-	-	-	-	-	-	-	-	-	-
151.1693	-23.7706	619	619	0 - 0.1	29/04/2009	EB0907169		Stage 3	-	-	-	-	10.6	-	-	2120	-	-	171	-	-	1.5	-	0.27	-	-	-	-	<1	-	<10	<0.02	-	8.9	-	-	-	<0.02	-	-	3.4	-	<2	-	-
151.1693	-23.7706	619	619	0 - 0.5	29/04/2009	ES0906272		Stage 3	-	-	-	-	-	-	-	-	-	-	-	-	-	-	-	-	-	-	-	-	-	-	-	-	-	-	-	-	-	-	-	-	-	-	-	-	-
151.1693	-23.7706	619	619	0 - 0.5	29/04/2009	ES0906568		Stage 3	-	-	-	-	-	-	-	-	-	-	-	-	-	-	-	-	-	-	-	-	-	-	-	-	-	-	-	-	-	-	-	-	-	-	-	-	-
151.1693	-23.7706	619	619	0.3-0.5	29/04/2009	EB0907169		Stage 3	-	-	-	-	6.31	-	-	1260	-	-	332	-	-	1.5	-	0.53	-	-	-	-	<1	-	<10	<0.02	-	8.9	-	-	-	<0.02	-	-	2.02	-	<2	-	-
151.1693	-23.7706	619	619	0.5-1	29/04/2009	ES0906272		Stage 3	-	-	-	-	-	-	-	-	-	-	-	-	-	-	-	-	-	-	-	-	-	-	-	-	-	-	-	-	-	-	-	-	-	-	-	-	-
151.1693	-23.7706	619	619	0.8-1	29/04/2009	EB0907169		Stage 3	-	-	-	-	1.96	-	-	392	-	-	379	-	-	1.5	-	0.61	-	-	-	-	9	-	118	0.19	-	8.6	-	-	-	<0.02	-	-	0.63	-	<2	-	-
151.1693	-23.7706	619	619	1.3-1.5	29/04/2009	EB0907169		Stage 3	-	-	-	-	2.29	-	-	458	-	-	482	-	-	1.5	-	0.77	-	-	-	-	13	-	176	0.28	-	8.6	-	-	-	<0.02	-	-	0.73	-	<2	-	-
151.1693	-23.7706	619	619	1.5-2	29/04/2009	ES0906272		Stage 3	-	-	-	-	-	-	-	-	-	-	-	-	-	-	-	-	-	-	-	-	-	-	-	-	-	-	-	-	-	-	-	-	-	-	-	-	-
151.1693	-23.7706	619	619	1.8-2	29/04/2009	EB0907169		Stage 3	-	-	-	-	2.48	-	-	497	-	-	348	-	-	1.5	-	0.56	-	-	-	-	1	-	17	0.03	-	8.5	-	-	-	<0.02	-	-	0.8	-	<2	-	-
151.1693	-23.7706	619	619	1-1.5	29/04/2009	ES0906272		Stage 3	-	-	-	-	-	-	-	-	-	-	-	-	-	-	-	-	-	-	-	-	-	-	-	-	-	-	-	-	-	-	-	-	-	-	-	-	-
151.1693	-23.7706	619	619	2.3-2.5	29/04/2009	EB0907169		Stage 3	-	-	-	-	2.01	-	-	401	-	-	299	-	-	1.5	-	0.48	-	-	-	-	2	-	31	0.05	-	8.6	-	-	-	<0.02	-	-	0.64	-	<2	-	-
151.1693	-23.7706	619	619	2-3	29/04/2009	ES0906272		Stage 3	-	-	-	-	-	-	-	-	-	-	-	-	-	-	-	-	-	-	-	-	-	-	-	-	-	-	-	-	-	-	-	-	-	-	-	-	-
151.1693	-23.7706	619	619	3.3-3.5	29/04/2009	EB0907169		Stage 3	-	-	-	-	1.91	-	-	382	-	-	373	-	-	1.5	-	0.6	-	-	-	-	9	-	118	0.19	-	8.5	-	-	-	<0.02	-	-	0.61	-	<2	-	-
151.1693	-23.7706	619	619	3-4.1	29/04/2009	ES0906272		Stage 3	-	-	-	-	-	-	-	-	-	-	-	-	-	-	-	-	-	-	-	-	-	-	-	-	-	-	-	-	-	-	-	-	-	-	-	-	-
151.1693	-23.7706	619	619	4.1-4.5	29/04/2009	ES0906272		Stage 3	-	-	-	-	-	-	-	-	-	-	-	-	-	-	-	-	-	-	-	-	-	-	-	-	-	-	-	-	-	-	-	-	-	-	-	-	-
151.1693	-23.7706	619	619	4.3-4.5	29/04/2009	EB0907169		Stage 3	-	-	-	-	1.15	-	-	229	-	-	14	-	-	1.5	-	0.02	-	-	-	-	<1	-	<10	<0.02	-	8	-	-	-	<0.02	-	-	0.37	-	<2	-	-
151.1693	-23.7706	619_0.1	619	0.1	29/04/2009	Field Test		Stage 3	8.51	4.98	3.53	1	-	-	-	-	-	-	-	-	-	-	-	-	-	-	-	-	-	-	-	-	-	-	-	-	-	-	-	-	-	-	-	-	-
151.1693	-23.7706	619_0.25	619	0.25	29/04/2009	Field Test		Stage 3	8.59	4.3	4.29	1	-	-	-	-	-	-	-	-	-	-	-	-	-	-	-	-	-	-	-	-	-	-	-	-	-	-	-	-	-	-	-	-	-
151.1693	-23.7706	619_0.5	619	0.5	29/04/2009	Field Test		Stage 3	8.81	6.58	2.23	3	-	-	-	-	-	-	-	-	-	-	-	-	-	-	-	-	-	-	-	-	-	-	-	-	-	-	-	-	-	-	-	-	-
151.1693	-23.7706	619_0.75	619	0.75	29/04/2009	Field Test		Stage 3	8.56	7.16	1.4	1	-	-	-	-	-	-	-	-	-	-	-	-	-	-	-	-	-	-	-	-	-	-	-	-	-	-	-	-	-	-	-	-	-
151.1693	-23.7706	619_1	619	1	29/04/2009	Field Test		Stage 3	8.07	6.39	1.68	1	-	-	-	-	-	-	-	-	-	-	-	-	-	-	-	-	-	-	-	-	-	-	-	-	-	-	-	-	-	-	-	-	-
151.1693	-23.7706	619_1.25	619	1.25	29/04/2009	Field Test		Stage 3	7.96	6.15	1.81	1	-	-	-	-	-	-	-	-	-	-	-	-	-	-	-	-	-	-	-	-	-	-	-	-	-	-	-	-	-	-	-	-	-
151.1693	-23.7706	619_1.5	619	1.5	29/04/2009	Field Test		Stage 3	7.79	6.13	1.66	1	-	-	-	-	-	-	-	-	-	-	-	-	-	-	-	-	-	-	-	-	-	-	-	-	-	-	-	-	-	-	-	-	-
151.1693	-23.7706	619_1.75	619	1.75	29/04/2009	Field Test		Stage 3	8.31	5.94	2.37	3	-	-	-	-	-	-	-	-	-	-	-	-	-	-	-	-	-	-	-	-	-	-	-	-	-	-	-	-	-	-	-	-	-
151.1693	-23.7706	619_2	619	2	29/04/2009	Field Test		Stage 3	8.15	6.38	1.77	1	-	-	-	-	-	-	-	-	-	-	-	-	-	-	-	-	-	-	-	-	-	-	-	-	-	-	-	-	-	-	-	-	-
151.1693	-23.7706	619_2.25	619	2.25	29/04/2009	Field Test		Stage 3	8.08	0.35	7.73	4	-	-	-	-	-	-	-	-	-	-	-	-	-	-	-	-	-	-	-	-	-	-	-	-	-	-	-	-	-	-	-	-	-
151.1693	-23.7706	619_2.5	619	2.5	29/04/2009	Field Test		Stage 3	8.05	6.05	2	1	-	-	-	-	-	-	-	-	-	-	-	-	-	-	-	-	-	-	-	-	-	-	-	-	-	-	-	-	-	-	-	-	-
151.1693	-23.7706	619_2.75	619	2.75	29/04/2009	Field Test		Stage 3	7.6	-0.01	7.61	4	-	-	-	-	-	-	-	-	-	-	-	-	-	-	-	-	-	-	-	-	-	-	-	-	-	-	-	-	-	-	-	-	-
151.1693	-23.7706	619_3	619	3	29/04/2009	Field Test		Stage 3	8.04	5.7	2.34	1	-	-	-	-	-	-	-	-	-	-	-	-	-	-	-	-	-	-	-	-	-	-	-	-	-	-	-	-	-	-	-	-	-
151.1693	-23.7706	619_3.25	619	3.25	29/04/2009	Field Test		Stage 3	7.62	5.18	2.44	2	-	-	-	-	-	-	-	-	-	-	-	-	-	-	-	-	-	-	-	-	-	-	-	-	-	-	-	-	-	-	-	-	-

									ASS Field Test				ASS																															
									pH (F)	pH Change	pH OX	Reaction Rate	Acid Neutralising Capacity	Acid Reacted Calcium	Acid Reacted Magnesium	acidity - Acid Neutralising Capacity (19A2)	acidity - Acid Reacted Calcium	acidity - Acid Reacted Magnesium	acidity - Chromium Reducible Sulfur (a-22B)	acidity - Excess Acid Neutralising Capacity	acidity - Peroxide Oxidisable Sulfur	ANC Fineness Factor	Calcium in Peroxide	Chromium Reducible Sulfur	Excess Acid Neutralising Capacity	KCl Extractable Calcium	KCl Extractable Magnesium	KCl Extractable Sulfur	Liming Rate	Magnesium in Peroxide	Net Acidity (acidity units)	Net Acidity (sulfur units)	Peroxide Oxidisable Sulfur	pH KCl	sulfidic - Acid Reacted Calcium	sulfidic - Acid Reacted Magnesium	sulfidic - Excess Acid Neutralising Capacity	sulfidic - Titratable Actual Acidity	sulfidic - Titratable Peroxide Acidity	sulfidic - Titratable Sulfidic Acidity	sulfidic-Acid Neutral	Sulfur in Peroxide	Titratable Actual Acidity	Titratable Peroxide Acidity	Titratable Sulfidic Acidity
									pH Unit	pH Units	pH Unit	Units	m H+/t	%	%	mol h+/t	mole H+/t	mole H+/t	m H+/t	mole H+/t	mole H+/t	-	%	%S	%	%	%	%	kg CaCO3/t	%	mole H+/t	%S	%	pH Unit	%S	%S	%S	%S	%S	%S	%S	%	mole H+/t	mole H+/t	mole H+/t
EQL									0.1		0.1	1	0.01	0.02	0.02	10	10	10	10	10	10	0.5	0.02	0.02	0.02	0.02	0.02	0.02	1	0.02	10	0.02	0.02	0.1	0.01	0.02	0.02	0.02	0.02	0.02	0.01	0.02	2	2	2
National Assessment Guidelines for Dredging- Maximum																																													
National Assessment Guidelines for Dredging- Screening																																													
QASSIT 1998 (Field Screen)									5-14	1	5-14	2																																	
QASSIT 1998 (Minimum)																															18	0.03													
x coord	**y coord**	**Field ID**	**Core #**	**Depth (m)**	**Date Sampled**	**SDG**	**GC Borelog Approved**	**Purpose**																																					
151.1693	-23.7706	619_3.5	619	3.5	29/04/2009	Field Test		Stage 3	8.2	4.13	4.07	2	-	-	-	-	-	-	-	-	-	-	-	-	-	-	-	-	-	-	-	-	-	-	-	-	-	-	-	-	-	-	-	-
151.1693	-23.7706	619_3.75	619	3.75	29/04/2009	Field Test		Stage 3	8.3	6.9	1.4	1	-	-	-	-	-	-	-	-	-	-	-	-	-	-	-	-	-	-	-	-	-	-	-	-	-	-	-	-	-	-	-	-
151.1693	-23.7706	619_4	619	4	29/04/2009	Field Test		Stage 3	8.05	5.88	2.17	1	-	-	-	-	-	-	-	-	-	-	-	-	-	-	-	-	-	-	-	-	-	-	-	-	-	-	-	-	-	-	-	-
151.1693	-23.7706	619_4.25	619	4.25	29/04/2009	Field Test		Stage 3	9.46	0.62	8.84	3	-	-	-	-	-	-	-	-	-	-	-	-	-	-	-	-	-	-	-	-	-	-	-	-	-	-	-	-	-	-	-	-
151.1693	-23.7706	619_4.5	619	4.5	29/04/2009	Field Test		Stage 3	8.97	1.97	7	3	-	-	-	-	-	-	-	-	-	-	-	-	-	-	-	-	-	-	-	-	-	-	-	-	-	-	-	-	-	-	-	-
151.1693	-23.7627	602	602	0 - 0.1	11/03/2009	EB0904394		Stage 3	-	-	-	-	21.5	-	-	4300	-	-	75	-	-	1.5	-	0.12	-	-	-	-	<1	-	<10	<0.02	-	9.2	-	-	-	<0.02	-	-	6.9	-	<2	-	-
151.1693	-23.7627	602	602	0 - 0.5	11/03/2009	ES0903631		Stage 3	-	-	-	-	-	-	-	-	-	-	-	-	-	-	-	-	-	-	-	-	-	-	-	-	-	-	-	-	-	-	-	-	-	-	-	-
151.1693	-23.7627	602	602	0 - 0.5	11/03/2009	ES0904190		Stage 3	-	-	-	-	-	-	-	-	-	-	-	-	-	-	-	-	-	-	-	-	-	-	-	-	-	-	-	-	-	-	-	-	-	-	-	-
151.1693	-23.7627	602	602	0.3-0.5	11/03/2009	EB0904394		Stage 3	-	-	-	-	3.62	-	-	723	-	-	360	-	-	1.5	-	0.58	-	-	-	-	<1	-	<10	<0.02	-	8.5	-	-	-	<0.02	-	-	1.16	-	<2	-	-
151.1693	-23.7627	602	602	0.5-1	11/03/2009	ES0903631		Stage 3	-	-	-	-	-	-	-	-	-	-	-	-	-	-	-	-	-	-	-	-	-	-	-	-	-	-	-	-	-	-	-	-	-	-	-	-
151.1693	-23.7627	602	602	0.8-1	11/03/2009	EB0904394		Stage 3	-	-	-	-	1.34	-	-	267	-	-	426	-	-	1.5	-	0.68	-	-	-	-	18	-	248	0.4	-	8.3	-	-	-	<0.02	-	-	0.43	-	<2	-	-
151.1693	-23.7627	602	602	1.3-1.5	11/03/2009	EB0904394		Stage 3	-	-	-	-	1.49	-	-	298	-	-	414	-	-	1.5	-	0.66	-	-	-	-	16	-	215	0.34	-	8.4	-	-	-	<0.02	-	-	0.48	-	<2	-	-
151.1693	-23.7627	602	602	1.5-2	11/03/2009	ES0903631		Stage 3	-	-	-	-	-	-	-	-	-	-	-	-	-	-	-	-	-	-	-	-	-	-	-	-	-	-	-	-	-	-	-	-	-	-	-	-
151.1693	-23.7627	602	602	1.8-2	11/03/2009	EB0904394		Stage 3	-	-	-	-	0.32	-	-	64	-	-	450	-	-	1.5	-	0.72	-	-	-	-	30	-	407	0.65	-	8.2	-	-	-	<0.02	-	-	0.1	-	<2	-	-
151.1693	-23.7627	602	602	1-1.5	11/03/2009	ES0903631		Stage 3	-	-	-	-	-	-	-	-	-	-	-	-	-	-	-	-	-	-	-	-	-	-	-	-	-	-	-	-	-	-	-	-	-	-	-	-
151.1693	-23.7627	602	602	2.3-2.5	11/03/2009	EB0904394		Stage 3	-	-	-	-	0.42	-	-	85	-	-	457	-	-	1.5	-	0.73	-	-	-	-	30	-	401	0.64	-	8.3	-	-	-	<0.02	-	-	0.14	-	<2	-	-
151.1693	-23.7627	602	602	2.5-3	11/03/2009	ES0903631		Stage 3	-	-	-	-	-	-	-	-	-	-	-	-	-	-	-	-	-	-	-	-	-	-	-	-	-	-	-	-	-	-	-	-	-	-	-	-
151.1693	-23.7627	602	602	2-2.5	11/03/2009	ES0903631		Stage 3	-	-	-	-	-	-	-	-	-	-	-	-	-	-	-	-	-	-	-	-	-	-	-	-	-	-	-	-	-	-	-	-	-	-	-	-
151.1693	-23.7627	602	602	3.2-3.4	11/03/2009	EB0904394		Stage 3	-	-	-	-	0.58	-	-	115	-	-	14	-	-	1.5	-	0.02	-	-	-	-	<1	-	<10	<0.02	-	9.1	-	-	-	<0.02	-	-	0.18	-	<2	-	-
151.1693	-23.7627	602	602	3-3.4	11/03/2009	ES0903631		Stage 3	-	-	-	-	-	-	-	-	-	-	-	-	-	-	-	-	-	-	-	-	-	-	-	-	-	-	-	-	-	-	-	-	-	-	-	-
151.1693	-23.7627	602	602	3-3.4	11/03/2009	ES0904190		Stage 3	-	-	-	-	-	-	-	-	-	-	-	-	-	-	-	-	-	-	-	-	-	-	-	-	-	-	-	-	-	-	-	-	-	-	-	-
151.1693	-23.7627	602_0.1	602	0.1	11/03/2009	Field Test		Stage 3	8.98	2.97	6.01	1	-	-	-	-	-	-	-	-	-	-	-	-	-	-	-	-	-	-	-	-	-	-	-	-	-	-	-	-	-	-	-	-
151.1693	-23.7627	602_0.25	602	0.25	11/03/2009	Field Test		Stage 3	8.49	2.71	5.78	1	-	-	-	-	-	-	-	-	-	-	-	-	-	-	-	-	-	-	-	-	-	-	-	-	-	-	-	-	-	-	-	-
151.1693	-23.7627	602_0.5	602	0.5	11/03/2009	Field Test		Stage 3	8.3	2.44	5.86	1	-	-	-	-	-	-	-	-	-	-	-	-	-	-	-	-	-	-	-	-	-	-	-	-	-	-	-	-	-	-	-	-
151.1693	-23.7627	602_0.75	602	0.75	11/03/2009	Field Test		Stage 3	8.55	7.02	1.53	2	-	-	-	-	-	-	-	-	-	-	-	-	-	-	-	-	-	-	-	-	-	-	-	-	-	-	-	-	-	-	-	-
151.1693	-23.7627	602_1	602	1	11/03/2009	Field Test		Stage 3	8.6	6	2.6	1	-	-	-	-	-	-	-	-	-	-	-	-	-	-	-	-	-	-	-	-	-	-	-	-	-	-	-	-	-	-	-	-
151.1693	-23.7627	602_1.25	602	1.25	11/03/2009	Field Test		Stage 3	8.45	2.73	5.72	1	-	-	-	-	-	-	-	-	-	-	-	-	-	-	-	-	-	-	-	-	-	-	-	-	-	-	-	-	-	-	-	-
151.1693	-23.7627	602_1.5	602	1.5	11/03/2009	Field Test		Stage 3	8.5	0.02	8.48	4	-	-	-	-	-	-	-	-	-	-	-	-	-	-	-	-	-	-	-	-	-	-	-	-	-	-	-	-	-	-	-	-
151.1693	-23.7627	602_1.75	602	1.75	11/03/2009	Field Test		Stage 3	8.68	6.94	1.74	4	-	-	-	-	-	-	-	-	-	-	-	-	-	-	-	-	-	-	-	-	-	-	-	-	-	-	-	-	-	-	-	-
151.1693	-23.7627	602_2	602	2	11/03/2009	Field Test		Stage 3	7.98	5.95	2.03	3	-	-	-	-	-	-	-	-	-	-	-	-	-	-	-	-	-	-	-	-	-	-	-	-	-	-	-	-	-	-	-	-
151.1693	-23.7627	602_2.25	602	2.25	11/03/2009	Field Test		Stage 3	8.3	6.9	1.4	2	-	-	-	-	-	-	-	-	-	-	-	-	-	-	-	-	-	-	-	-	-	-	-	-	-	-	-	-	-	-	-	-
151.1693	-23.7627	602_2.5	602	2.5	11/03/2009	Field Test		Stage 3	8.35	5.61	2.74	2	-	-	-	-	-	-	-	-	-	-	-	-	-	-	-	-	-	-	-	-	-	-	-	-	-	-	-	-	-	-	-	-
151.1693	-23.7627	602_2.75	602	2.75	11/03/2009	Field Test		Stage 3	7.82	6.31	1.51	2	-	-	-	-	-	-	-	-	-	-	-	-	-	-	-	-	-	-	-	-	-	-	-	-	-	-	-	-	-	-	-	-
151.1693	-23.7627	602_3	602	3	11/03/2009	Field Test		Stage 3	8.46	6.84	1.62	1	-	-	-	-	-	-	-	-	-	-	-	-	-	-	-	-	-	-	-	-	-	-	-	-	-	-	-	-	-	-	-	-
151.1693	-23.7627	602_3.25	602	3.25	11/03/2009	Field Test		Stage 3	8.59	6.03	2.56	2	-	-	-	-	-	-	-	-	-	-	-	-	-	-	-	-	-	-	-	-	-	-	-	-	-	-	-	-	-	-	-	-
151.1693	-23.7627	602_3.5	602	3.5	11/03/2009	Field Test		Stage 3	9.12	3.17	5.95	-	-	-	-	-	-	-	-	-	-	-	-	-	-	-	-	-	-	-	-	-	-	-	-	-	-	-	-	-	-	-	-	-
151.1693	-23.7777	SAP #42-G	SAP42	0 - 0.4	11/12/2008	EB0817769		Stage 3	-	-	-	-	-	-	-	-	-	-	-	-	-	-	-	-	-	-	-	-	-	-	-	-	-	-	-	-	-	-	-	-	-	-	-	-
151.1693	-23.7777	SAP #42-G	SAP42	0.4-1	11/12/2008	EB0817769		Stage 3	-	-	-	-	-	-	-	-	-	-	-	-	-	-	-	-	-	-	-	-	-	-	-	-	-	-	-	-	-	-	-	-	-	-	-	-
151.1693	-23.7777	SAP #42-G	SAP42	1-1.5	11/12/2008	EB0817769		Stage 3	-	-	-	-	-	-	-	-	-	-	-	-	-	-	-	-	-	-	-	-	-	-	-	-	-	-	-	-	-	-	-	-	-	-	-	-
151.1693	-23.7777	SAP#42 G	SAP42	0 - 0.1	10/12/2008	EB0817773		Stage 3	-	-	-	-	2.28	-	-	-	-	-	-	-	-	1.5	-	0.13	-	-	-	-	<1	-	<10	<0.02	-	8.7	-	-	-	<0.02	-	-	0.73	-	<2	-	-
151.1693	-23.7777	SAP#42 G	SAP42	0.4-0.6	10/12/2008	EB0817773		Stage 3	-	-	-	-	-	-	-	-	-	-	-	-	-	1.5	-	<0.02	-	-	-	-	<1	-	<10	<0.02	-	6.4	-	-	-	<0.02	-	-	-	-	<2	-	-
151.1693	-23.7777	SAP#42 G	SAP42	0.8-1	10/12/2008	EB0817773		Stage 3	-	-	-	-	-	-	-	-	-	-	-	-	-	1.5	-	<0.02	-	-	-	-	<1	-	<10	<0.02	-	6	-	-	-	<0.02	-	-	-	-	3	-	-
151.1693	-23.7777	SAP#42 G	SAP42	1.3-1.5	10/12/2008	EB0817773		Stage 3	-	-	-	-	-	-	-	-	-	-	-	-	-	1.5	-	<0.02	-	-	-	-	<1	-	<10	<0.02	-	5.3	-	-	-	<0.02	-	-	-	-	8	-	-
151.1693	-23.7777	SAP42_0.1	SAP42	0.1-0.1	10/12/2008	Field Test		Stage 3	7.64	1.29	6.35	3	-	-	-	-	-	-	-	-	-	-	-	-	-	-	-	-	-	-	-	-	-	-	-	-	-	-	-	-	-	-	-	-
151.1693	-23.7777	SAP42_0.2	SAP42	0.25-0.25	10/12/2008	Field Test		Stage 3	7.28	0.23	7.05	2	-	-	-	-	-	-	-	-	-	-	-	-	-	-	-	-	-	-	-	-	-	-	-	-	-	-	-	-	-	-	-	-
151.1693	-23.7777	SAP42_0.5	SAP42	0.5-0.5	10/12/2008	Field Test		Stage 3	7.2	0.94	6.26	1	-	-	-	-	-	-	-	-	-	-	-	-	-	-	-	-	-	-	-	-	-	-	-	-	-	-	-	-	-	-	-	-
151.1693	-23.7777	SAP42_0.7	SAP42	0.75-0.75	10/12/2008	Field Test		Stage 3	6.45	0.85	5.6	1	-	-	-	-	-	-	-	-	-	-	-	-	-	-	-	-	-	-	-	-	-	-	-	-	-	-	-	-	-	-	-	-
151.1693	-23.7777	SAP42_1	SAP42	1-1	10/12/2008	Field Test		Stage 3	6.59	0.8	5.79	1	-	-	-	-	-	-	-	-	-	-	-	-	-	-	-	-	-	-	-	-	-	-	-	-	-	-	-	-	-	-	-	-
151.1693	-23.7777	SAP42_1.2	SAP42	1.25-1.25	10/12/2008	Field Test		Stage 3	6.34	0.15	6.19	1	-	-	-	-	-	-	-	-	-	-	-	-	-	-	-	-	-	-	-	-	-	-	-	-	-	-	-	-	-	-	-	-
151.1693	-23.7777	SAP42_1.5	SAP42	1.5-1.5	10/12/2008	Field Test		Stage 3	6.24	0.94	5.3	-	-	-	-	-	-	-	-	-	-	-	-	-	-	-	-	-	-	-	-	-	-	-	-	-	-	-	-	-	-	-	-	-
151.1693	-23.7777	SAP42_16	SAP42	1.9-2	16/12/2008	EB0817894		Stage 3	-	-	-	-	-	-	-	-	-	-	<10	-	-	1.5	-	<0.02	-	-	-	-	<1	-	<10	<0.02	-	5.3	-	-	-	<0.02	-	-	-	-	6	-	-
151.1693	-23.7777	SAP42_16	SAP42	10-10.1	16/12/2008	EB0817894		Stage 3	-	-	-	-	-	-	-	-	-	-	<10	-	-	1.5	-	<0.02	-	-	-	-	<1	-	<10	<0.02	-	6.1	-	-	-	<0.02	-	-	-	-	<2	-	-
151.1693	-23.7777	SAP42_16	SAP42	2.4-2.5	16/12/2008	EB0817894		Stage 3	-	-	-	-	-	-	-	-	-	-	<10	-	-	1.5	-	<0.02	-	-	-	-	<1	-	<10	<0.02	-	5.4	-	-	-	<0.02	-	-	-	-	4	-	-
151.1693	-23.7777	SAP42_16	SAP42	2.55-2.6	16/12/2008	EB0817894		Stage 3	-	-	-	-	-	-	-	-	-	-	<10	-	-	1.5	-	<0.02	-	-	-	-	<1	-	<10	<0.02	-	5.3	-	-	-	<0.02	-	-	-	-	5	-	-
151.1693	-23.7777	SAP42_16	SAP42	3-3.1	16/12/2008	EB0817894		Stage 3	-	-	-	-	-	-	-	-	-	-	<10	-	-	1.5	-	<0.02	-	-	-	-	<1	-	<10	<0.02	-	5	-	-	-	<0.02	-	-	-	-	7	-	-
151.1693	-23.7777	SAP42_16	SAP42	3.5-3.55	16/12/2008	EB0817894		Stage 3	-	-	-	-	-	-	-	-	-	-	<10	-	-	1.5	-	<0.02	-	-	-	-	<1	-	<10	<0.02	-	6.2	-	-	-	<0.02	-	-	-	-	<2	-	-
151.1693	-23.7777	SAP42_16	SAP42	4-4.1	16/12/2008	EB0817894		Stage 3	-	-	-	-	-	-	-	-	-	-	<10	-	-	1.5	-	<0.02	-	-	-	-	<1	-	<10	<0.02	-	5.7	-	-	-	<0.02	-	-	-	-	3	-	-
151.1693	-23.7777	SAP42_16	SAP42	4.5-4.55	16/12/2008	EB0817894		Stage 3	-	-	-	-	-	-	-	-	-	-	<10	-	-	1.5	-	<0.02	-	-	-	-	<1	-	<10	<0.02	-	5.9	-	-	-	<0.02	-	-	-	-	2	-	-
151.1693	-23.7777	SAP42_16	SAP42	5-5.05	16/12/2008	EB0817894		Stage 3	-	-	-	-	-	-	-	-	-	-	<10	-	-	1.5	-	<0.02	-	-	-	-	<1	-	<10	<0.02	-	6	-	-	-	<0.02	-	-	-	-	3	-	-
151.1693	-23.7777	SAP42_16	SAP42	5.5-5.55	16/12/2008	EB0817894		Stage 3	-	-	-	-	-	-	-	-	-	-	<10	-	-	1.5	-	<0.02	-	-	-	-	<1	-	<10	<0.02	-	5.8	-	-	-	<0.02	-	-	-	-	3	-	-
151.1693	-23.7777	SAP42_16	SAP42	6-6.1	16/12/2008	EB0817894		Stage 3	-	-	-	-	-	-	-	-	-	-	<10	-	-	1.5	-	<0.02	-	-	-	-	<1	-	<10	<0.02	-	6	-	-	-	<0.02	-	-	-	-	<2	-	-
151.1693	-23.7777	SAP42_16	SAP42	6.5-6.6	16/12/2008	EB0817894		Stage 3	-	-	-	-	-	-	-	-	-	-	<10	-	-	1.5	-	<0.02	-	-	-	-	<1	-	<10	<0.02	-	6.4	-	-	-	<0.02	-	-	-	-	<2	-	-
151.1693	-23.7777	SAP42_16	SAP42	7-7.1	16/12/2008	EB0817894		Stage 3	-	-	-	-	-	-	-	-	-	-	<10	-	-	1.5	-	<0.02	-	-	-	-	<1	-	<10	<0.02	-	5.9	-	-	-	<0.02	-	-	-	-	3	-	-
151.1693	-23.7777	SAP42_16	SAP42	7.5-7.6	16/12/2008	EB0817894		Stage 3	-	-	-	-	-	-	-	-	-	-	<10	-	-	1.5	-	<0.02	-	-	-	-	<1	-	<10	<0.02	-	5.9	-	-	-	<0.02	-	-	-	-	2	-	-
151.1693	-23.7777	SAP42_16	SAP42	8-8.1	16/12/2008	EB0817894		Stage 3	-	-	-	-	-	-	-	-	-	-	<10	-	-	1.5	-	<0.02	-	-	-	-	<1	-	<10	<0.02	-	5.9	-	-	-	<0.02	-	-	-	-	4	-	-
151.1693	-23.7777	SAP42_16	SAP42	8.5-8.6	16/12/2008	EB0817894		Stage 3	-	-	-	-	-	-	-	-	-	-	<10	-	-	1.5	-	<0.02	-	-	-	-	<1	-	<10	<0.02	-	6	-	-	-	<0.02	-	-	-	-	<2	-	-
151.1693	-23.7777	SAP42_16	SAP42	9-9.1	16/12/2008	EB0817894		Stage 3	-	-	-	-	-	-	-	-	-	-	<10	-	-	1.5	-	<0.02	-	-	-	-	<1	-	<10	<0.02	-	5.9	-	-	-	<0.02	-	-	-	-	2	-	-
151.1693	-23.7777	SAP42_16	SAP42	9.5-9.6	16/12/2008	EB0817894		Stage 3	-	-	-	-	-	-	-	-	-	-	<10	-	-	1.5	-	<0.02	-	-	-	-	<1	-	<10	<0.02	-	6	-	-	-	<0.02	-	-	-	-	<2	-	-
151.1695	-23.756	587	587	0 - 0.1	15/03/2009	EB0904394		Stage 2	-	-	-	-	30.7	-	-	6140	-	-	65	-	-	1.5	-	0.1	-	-	-	-	<1	-	<10	<0.02	-	9.2	-	-	-	<0.02	-	-	9.84	-	<2	-	-
151.1695	-23.756	587	587	0 - 0.2	15/03/2009	ES0903808		Stage 2	-	-	-	-	-	-	-	-	-	-	-	-	-	-	-	-	-	-	-	-	-	-	-	-	-	-	-	-	-	-	-	-	-	-	-	-
151.1695	-23.756	587	587	0 - 0.2	15/03/2009	ES0904163		Stage 2	-	-	-	-	-	-	-	-	-	-	-	-	-	-	-	-	-	-	-	-	-	-	-	-	-	-	-	-	-	-	-	-	-	-	-	-
151.1695	-23.756	587	587	0 - 0.5	15/03/2009	ES0904190		Stage 2	-	-	-	-	-	-	-	-	-	-	-	-	-	-	-	-	-	-	-	-	-	-	-	-	-	-	-	-	-	-	-	-	-	-	-	-
151.1695	-23.756	587	587	0.2-1	15/03/2009	ES0903808		Stage 2	-	-	-	-	-	-	-	-	-	-	-	-	-	-	-	-	-	-	-	-	-	-	-	-	-	-	-	-	-	-	-	-	-	-	-	-
151.1695	-23.756	587	587	0.3-0.5	15/03/2009	EB0904394		Stage 2	-	-	-	-	1.08	-	-	216	-	-	<10	-	-	1.5	-	<0.02	-	-	-	-	<1	-	<10	<0.02	-	8.9	-	-	-	<0.02	-	-	0.35	-	<2	-	-
151.1695	-23.756	587	587	0.75-1	15/03/2009	ES0904190		Stage 2	-	-	-	-	-	-	-	-	-	-	-	-	-	-	-	-	-	-	-	-	-	-	-	-	-	-	-	-	-	-	-	-	-	-	-	-
151.1695	-23.756	587	587	0.8-1	15/03/2009	EB0904394		Stage 2	-	-	-	-	0.6	-	-	120	-	-	<10	-	-	1.5	-	<0.02	-	-	-	-	<1	-	<10	<0.02	-	9.3	-	-	-	<0.02	-	-	0.19	-	<2	-	-
151.1695	-23.756	587_0.1	587	0.1	15/03/2009	Field Test		Stage 2	7.43	1.76	5.67	-	-	-	-	-	-	-	-	-	-	-	-	-	-	-	-	-	-	-	-	-	-	-	-	-	-	-	-	-	-	-	-	-
151.1695	-23.756	587_0.25	587	0.25	15/03/2009	Field Test		Stage 2	8.78	2.93	5.85	-	-	-	-	-	-	-	-	-	-	-	-	-	-	-	-	-	-	-	-	-	-	-	-	-	-	-	-	-	-	-	-	-
151.1695	-23.756	587_0.5	587	0.5	15/03/2009	Field Test		Stage 2	7.41	1.71	5.7	-	-	-	-	-	-	-	-	-	-	-	-	-	-	-	-	-	-	-	-	-	-	-	-	-	-	-	-	-	-	-	-	-
151.1695	-23.756	587_0.75	587	0.75	15/03/2009	Field Test		Stage 2	7.18	1.9	5.28	-	-	-	-	-	-	-	-	-	-	-	-	-	-	-	-	-	-	-	-	-	-	-	-	-	-	-	-	-	-	-	-	-
151.1697	-23.7661	545	545	0 - 0.1	7/03/2009	EB0903990		Stage 3	-	-	-	-	3.68	-	-	735	-	-	653	-	-	1.5	-	1.05	-	-	-	-	12	-	163	0.26	-	8.6	-	-	-	<0.02	-	-	1.18	-	<2	-	-
151.1697	-23.7661	545	545	0 - 0.5	7/03/2009	ES0903362		Stage 3	-	-	-	-	-	-	-	-	-	-	-	-	-	-	-	-	-	-	-	-	-	-	-	-	-	-	-	-	-	-	-	-	-	-	-	-
151.1697	-23.7661	545	545	0 - 0.5	7/03/2009	ES0903492		Stage 3	-	-	-	-	-	-	-	-	-	-	-	-	-	-	-	-	-	-	-	-	-	-	-	-	-	-	-	-	-	-	-	-	-	-	-	-
151.1697	-23.7661	545	545	0.3-0.5	7/03/2009	EB0903990		Stage 3	-	-	-	-	0.87	-	-	174	-	-	420	-	-	1.5	-	0.67	-	-	-	-	23	-	304	0.49	-	8.4	-	-	-	<0.02	-	-	0.28	-	<2	-	-
151.1697	-23.7661	545	545	0.5-1	7/03/2009	ES0903362		Stage 3	-	-	-	-	-	-	-	-	-	-	-	-	-	-	-	-	-	-	-	-	-	-	-	-	-	-	-	-	-	-	-	-	-	-	-	-
151.1697	-23.7661	545	545	0.8-1	7/03/2009	EB0903990		Stage 3	-	-	-	-	1	-	-	199	-	-	535	-	-	1.5	-	0.86	-	-	-	-	30	-	402	0.64	-	8.3	-	-	-	<0.02	-	-	0.32	-	<2	-	-
151.1697	-23.7661	545	545	1.3-1.5	7/03/2009	EB0903990		Stage 3	-	-	-	-	1.38	-	-	276	-	-	293	-	-	1.5	-	0.47	-	-	-	-	8	-	109	0.17	-	8.3	-	-	-	<0.02	-	-	0.44	-	<2	-	-
151.1697	-23.7661	545	545	1.5-2	7/03/2009	ES0903362		Stage 3	-	-	-	-	-	-	-	-	-	-	-	-	-	-	-	-	-	-	-	-	-	-	-	-	-	-	-	-	-	-	-	-	-	-	-	-
151.1697	-23.7661	545	545	1.8-2	7/03/2009	EB0903990		Stage 3	-	-	-	-	1.3	-	-	260	-	-	254	-	-	1.5	-	0.41	-	-	-	-	6	-	80	0.13	-	8.5	-	-	-	<0.02	-	-	0.42	-	<2	-	-
151.1697	-23.7661	545	545	1-1.5	7/03/2009	ES0903362		Stage 3	-	-	-	-	-	-	-	-	-	-	-	-	-	-	-	-	-	-	-	-	-	-	-	-	-	-	-	-	-	-	-	-	-	-	-	-
151.1697	-23.7661	545	545	2.8-3	7/03/2009	EB0903990		Stage 3	-	-	-	-	1.23	-	-	245	-	-	377	-	-	1.5	-	0.6	-	-	-	-	16	-	214	0.34	-	8.3	-	-	-	<0.02	-	-	0.39	-	<2	-	-
151.1697	-23.7661	545	545	2-3	7/03/2009	ES0903362		Stage 3	-	-	-	-	-	-	-	-	-	-	-	-	-	-	-	-	-	-	-	-	-	-	-	-	-	-	-	-	-	-	-	-	-	-	-	-
151.1697	-23.7661	545	545	3.8-4	7/03/2009	EB0903990		Stage 3	-	-	-	-	0.46	-	-	92	-	-	481	-	-	1.5	-	0.77	-	-	-	-	32	-	420	0.67	-	8.1	-	-	-	<0.02	-	-	0.15	-	<2	-	-
151.1697	-23.7661	545	545	3-4	7/03/2009	ES0903362		Stage 3	-	-	-	-	-	-	-	-	-	-	-	-	-	-	-	-	-	-	-	-	-	-	-	-	-	-	-	-	-	-	-	-	-	-	-	-
151.1697	-23.7661	545	545	4.8-5	7/03/2009	EB0903990		Stage 3	-	-	-	-	1.2	-	-	240	-	-	227	-	-	1.5	-	0.36	-	-	-	-	5	-	67	0.11	-	8.4	-	-	-	<0.02	-	-	0.38	-	<2	-	-
151.1697	-23.7661	545	545	4-5.5	7/03/2009	ES0903362		Stage 3	-	-	-	-	-	-	-	-	-	-	-	-	-	-	-	-	-	-	-	-	-	-	-	-	-	-	-	-	-	-	-	-	-	-	-	-
151.1697	-23.7661	545	545	5.3-5.5	7/03/2009	EB0903990		Stage 3	-	-	-	-	2.81	-	-	562	-	-	375	-	-	1.5	-	0.6	-	-	-	-	<1	-	<10	<0.02	-	8.6	-	-	-	<0.02	-	-	0.9	-	<2	-	-
151.1697	-23.7661	545_0.1	545	0.1	7/03/2009	Field Test		Stage 3	9.07	4.1	4.97	-	-	-	-	-	-	-	-	-	-	-	-	-	-	-	-	-	-	-	-	-	-	-	-	-	-	-	-	-	-	-	-	-

									ASS Field Test				ASS																														
									pH (F)	pH Change	pH OX	Reaction Rate	Acid Neutralising Capacity	Acid Reacted Calcium	Acid Reacted Magnesium	acidity - Acid Neutralising Capacity (19A2)	acidity - Acid Reacted Calcium	acidity - Acid Reacted Magnesium	acidity - Chromium Reducible Sulfur (a-22B)	acidity - Excess Acid Neutralising Capacity	acidity - Peroxide Oxidisable Sulfur	ANC Fineness Factor	Calcium in Peroxide	Chromium Reducible Sulfur	Excess Acid Neutralising Capacity	KCl Extractable Calcium	KCl Extractable Magnesium	KCl Extractable Sulfur	Liming Rate	Magnesium in Peroxide	Net Acidity (acidity units)	Net Acidity (sulfur units)	Peroxide Oxidisable Sulfur	pH KCl	sulfidic - Acid Reacted Calcium	sulfidic - Acid Reacted Magnesium	sulfidic - Excess Acid Neutralising Capacity	sulfidic - Titratable Actual Acidity	sulfidic - Titratable Peroxide Acidity	sulfidic - Titratable Sulfidic Acidity	sulfidic-Acid Neutral	Sulfur in Peroxide	Titratable Actual Acidity	Titratable Peroxide Acidity	Titratable Sulfidic Acidity
									pH Unit	pH Units	pH Unit	Units	m H+/t	%	%	mol h+/t	mole H+/t	mole H+/t	m H+/t	mole H+/t	mole H+/t	-	%	% S	%	%	%	%	kg CaCO3/t	%	mole H+/t	%S	%	pH Unit	% S	%S	%S	%S	%S	%S	%	mole H+/t	mole H+/t	mole H+/t
EQL									0.1		0.1	1	0.01	0.02	0.02	10	10	10	10	10	10	0.5	0.02	0.02	0.02	0.02	0.02	0.02	1	0.02	10	0.02	0.02	0.1	0.01	0.02	0.02	0.02	0.02	0.02	0.01	0.02	2	2	2
National Assessment Guidelines for Dredging- Maximum																																											
National Assessment Guidelines for Dredging- Screening																																											
QASSIT 1998 (Field Screen)									5-14	1	5-14	2																															
QASSIT 1998 (Minimum)																															18	0.03											
x coord	y coord	Field ID	Core #	Depth (m)	Date Sample	SDG	GC Borelog Approved	Purpose																																			
151.1697	-23.7661	545_0.25	545	0.25	7/03/2009	Field Test		Stage 3	9.01	3.74	5.27	1	-	-	-	-	-	-	-	-	-	-	-	-	-	-	-	-	-	-	-	-	-	-	-	-	-	-	-	-	-	-	-
151.1697	-23.7661	545_0.5	545	0.5	7/03/2009	Field Test		Stage 3	9.07	3.75	5.32	1	-	-	-	-	-	-	-	-	-	-	-	-	-	-	-	-	-	-	-	-	-	-	-	-	-	-	-	-	-	-	-
151.1697	-23.7661	545_0.75	545	0.75	7/03/2009	Field Test		Stage 3	8.66	3.32	5.34	1	-	-	-	-	-	-	-	-	-	-	-	-	-	-	-	-	-	-	-	-	-	-	-	-	-	-	-	-	-	-	-
151.1697	-23.7661	545_1	545	1	7/03/2009	Field Test		Stage 3	8.97	4.15	4.82	3	-	-	-	-	-	-	-	-	-	-	-	-	-	-	-	-	-	-	-	-	-	-	-	-	-	-	-	-	-	-	-
151.1697	-23.7661	545_1.25	545	1.25	7/03/2009	Field Test		Stage 3	9.04	7.98	1.06	1	-	-	-	-	-	-	-	-	-	-	-	-	-	-	-	-	-	-	-	-	-	-	-	-	-	-	-	-	-	-	-
151.1697	-23.7661	545_1.5	545	1.5	7/03/2009	Field Test		Stage 3	8.77	6.84	1.93	3	-	-	-	-	-	-	-	-	-	-	-	-	-	-	-	-	-	-	-	-	-	-	-	-	-	-	-	-	-	-	-
151.1697	-23.7661	545_1.75	545	1.75	7/03/2009	Field Test		Stage 3	8.77	6.79	1.98	1	-	-	-	-	-	-	-	-	-	-	-	-	-	-	-	-	-	-	-	-	-	-	-	-	-	-	-	-	-	-	-
151.1697	-23.7661	545_2	545	2	7/03/2009	Field Test		Stage 3	8.95	1.6	7.35	4	-	-	-	-	-	-	-	-	-	-	-	-	-	-	-	-	-	-	-	-	-	-	-	-	-	-	-	-	-	-	-
151.1697	-23.7661	545_2.25	545	2.25	7/03/2009	Field Test		Stage 3	9.03	5.48	3.55	3	-	-	-	-	-	-	-	-	-	-	-	-	-	-	-	-	-	-	-	-	-	-	-	-	-	-	-	-	-	-	-
151.1697	-23.7661	545_2.5	545	2.5	7/03/2009	Field Test		Stage 3	8.96	4.86	4.1	-	-	-	-	-	-	-	-	-	-	-	-	-	-	-	-	-	-	-	-	-	-	-	-	-	-	-	-	-	-	-	-
151.1697	-23.7661	545_2.75	545	2.75	7/03/2009	Field Test		Stage 3	8.74	7.2	1.54	1	-	-	-	-	-	-	-	-	-	-	-	-	-	-	-	-	-	-	-	-	-	-	-	-	-	-	-	-	-	-	-
151.1697	-23.7661	545_3	545	3	7/03/2009	Field Test		Stage 3	9.04	5.73	3.31	2	-	-	-	-	-	-	-	-	-	-	-	-	-	-	-	-	-	-	-	-	-	-	-	-	-	-	-	-	-	-	-
151.1697	-23.7661	545_3.25	545	3.25	7/03/2009	Field Test		Stage 3	8.84	4.34	4.5	1	-	-	-	-	-	-	-	-	-	-	-	-	-	-	-	-	-	-	-	-	-	-	-	-	-	-	-	-	-	-	-
151.1697	-23.7661	545_3.5	545	3.5	7/03/2009	Field Test		Stage 3	8.91	6.66	2.25	1	-	-	-	-	-	-	-	-	-	-	-	-	-	-	-	-	-	-	-	-	-	-	-	-	-	-	-	-	-	-	-
151.1697	-23.7661	545_3.75	545	3.75	7/03/2009	Field Test		Stage 3	8.65	6.88	1.77	1	-	-	-	-	-	-	-	-	-	-	-	-	-	-	-	-	-	-	-	-	-	-	-	-	-	-	-	-	-	-	-
151.1697	-23.7661	545_4	545	4	7/03/2009	Field Test		Stage 3	8.83	6.43	2.4	1	-	-	-	-	-	-	-	-	-	-	-	-	-	-	-	-	-	-	-	-	-	-	-	-	-	-	-	-	-	-	-
151.1697	-23.7661	545_4.25	545	4.25	7/03/2009	Field Test		Stage 3	8.68	6.45	2.23	2	-	-	-	-	-	-	-	-	-	-	-	-	-	-	-	-	-	-	-	-	-	-	-	-	-	-	-	-	-	-	-
151.1697	-23.7661	545_4.5	545	4.5	7/03/2009	Field Test		Stage 3	8.64	6.63	2.01	2	-	-	-	-	-	-	-	-	-	-	-	-	-	-	-	-	-	-	-	-	-	-	-	-	-	-	-	-	-	-	-
151.1697	-23.7661	545_4.75	545	4.75	7/03/2009	Field Test		Stage 3	8.83	6.36	2.47	1	-	-	-	-	-	-	-	-	-	-	-	-	-	-	-	-	-	-	-	-	-	-	-	-	-	-	-	-	-	-	-
151.1697	-23.7661	545_5	545	5	7/03/2009	Field Test		Stage 3	4.12	1.91	2.21	1	-	-	-	-	-	-	-	-	-	-	-	-	-	-	-	-	-	-	-	-	-	-	-	-	-	-	-	-	-	-	-
151.1697	-23.7661	545_5.25	545	5.25	7/03/2009	Field Test		Stage 3	8.53	6.33	2.2	1	-	-	-	-	-	-	-	-	-	-	-	-	-	-	-	-	-	-	-	-	-	-	-	-	-	-	-	-	-	-	-
151.1697	-23.7661	545_5.5	545	5.5	7/03/2009	Field Test		Stage 3	8.5	3.3	5.2	1	-	-	-	-	-	-	-	-	-	-	-	-	-	-	-	-	-	-	-	-	-	-	-	-	-	-	-	-	-	-	-
151.1698	-23.7735	0562	562	0 - 0.5	23/02/2009	ES0902674		Stage 3	-	-	-	-	-	-	-	-	-	-	-	-	-	-	-	-	-	-	-	-	-	-	-	-	-	-	-	-	-	-	-	-	-	-	-
151.1698	-23.7735	0562	562	0.5-1	23/02/2009	ES0902674		Stage 3	-	-	-	-	-	-	-	-	-	-	-	-	-	-	-	-	-	-	-	-	-	-	-	-	-	-	-	-	-	-	-	-	-	-	-
151.1698	-23.7735	0562	562	1.5-2	23/02/2009	ES0902674		Stage 3	-	-	-	-	-	-	-	-	-	-	-	-	-	-	-	-	-	-	-	-	-	-	-	-	-	-	-	-	-	-	-	-	-	-	-
151.1698	-23.7735	0562	562	1-1.5	23/02/2009	ES0902674		Stage 3	-	-	-	-	-	-	-	-	-	-	-	-	-	-	-	-	-	-	-	-	-	-	-	-	-	-	-	-	-	-	-	-	-	-	-
151.1698	-23.7735	0562	562	2-2.3	23/02/2009	ES0902674		Stage 3	-	-	-	-	-	-	-	-	-	-	-	-	-	-	-	-	-	-	-	-	-	-	-	-	-	-	-	-	-	-	-	-	-	-	-
151.1698	-23.7735	562	562	0 - 0.1	23/02/2009	EB0903095		Stage 3	-	-	-	-	2.95	-	-	589	-	-	<10	-	-	1.5	-	<0.02	-	-	-	-	<1	-	<10	<0.02	-	8.7	-	-	-	<0.02	-	-	0.94	-	<2	-	-
151.1698	-23.7735	562	562	0 - 0.5	23/02/2009	ES0903492		Stage 3	-	-	-	-	-	-	-	-	-	-	-	-	-	-	-	-	-	-	-	-	-	-	-	-	-	-	-	-	-	-	-	-	-	-	-
151.1698	-23.7735	562	562	0.3-0.5	23/02/2009	EB0903095		Stage 3	-	-	-	-	<0.01	-	-	<10	-	-	<10	-	-	1.5	-	<0.02	-	-	-	-	<1	-	<10	<0.02	-	8.6	-	-	-	<0.02	-	-	<0.01	-	<2	-	-
151.1698	-23.7735	562	562	0.8-1	23/02/2009	EB0903095		Stage 3	-	-	-	-	0.36	-	-	72	-	-	<10	-	-	1.5	-	<0.02	-	-	-	-	<1	-	<10	<0.02	-	8.6	-	-	-	<0.02	-	-	0.12	-	<2	-	-
151.1698	-23.7735	562	562	1.3-1.5	23/02/2009	EB0903095		Stage 3	-	-	-	-	0.21	-	-	41	-	-	<10	-	-	1.5	-	<0.02	-	-	-	-	<1	-	<10	<0.02	-	8.5	-	-	-	<0.02	-	-	0.07	-	<2	-	-
151.1698	-23.7735	562	562	1.8-2	23/02/2009	EB0903095		Stage 3	-	-	-	-	0.49	-	-	98	-	-	<10	-	-	1.5	-	<0.02	-	-	-	-	<1	-	<10	<0.02	-	8.4	-	-	-	<0.02	-	-	0.16	-	<2	-	-
151.1698	-23.7735	562	562	2.1-2.3	23/02/2009	EB0903095		Stage 3	-	-	-	-	1.19	-	-	238	-	-	<10	-	-	1.5	-	<0.02	-	-	-	-	<1	-	<10	<0.02	-	8.4	-	-	-	<0.02	-	-	0.38	-	<2	-	-
151.1698	-23.7735	562_0.1	562	0.1	23/02/2009	Field Test		Stage 3	8.72	5.06	3.66	3	-	-	-	-	-	-	-	-	-	-	-	-	-	-	-	-	-	-	-	-	-	-	-	-	-	-	-	-	-	-	-
151.1698	-23.7735	562_0.25	562	0.25	23/02/2009	Field Test		Stage 3	8.66	2.64	6.02	3	-	-	-	-	-	-	-	-	-	-	-	-	-	-	-	-	-	-	-	-	-	-	-	-	-	-	-	-	-	-	-
151.1698	-23.7735	562_0.5	562	0.5	23/02/2009	Field Test		Stage 3	8.6	2.93	5.67	3	-	-	-	-	-	-	-	-	-	-	-	-	-	-	-	-	-	-	-	-	-	-	-	-	-	-	-	-	-	-	-
151.1698	-23.7735	562_0.75	562	0.75	23/02/2009	Field Test		Stage 3	8.73	4.48	4.25	2	-	-	-	-	-	-	-	-	-	-	-	-	-	-	-	-	-	-	-	-	-	-	-	-	-	-	-	-	-	-	-
151.1698	-23.7735	562_1	562	1	23/02/2009	Field Test		Stage 3	8.39	5.38	3.01	3	-	-	-	-	-	-	-	-	-	-	-	-	-	-	-	-	-	-	-	-	-	-	-	-	-	-	-	-	-	-	-
151.1698	-23.7735	562_1.25	562	1.25	23/02/2009	Field Test		Stage 3	8.47	6.31	2.16	3	-	-	-	-	-	-	-	-	-	-	-	-	-	-	-	-	-	-	-	-	-	-	-	-	-	-	-	-	-	-	-
151.1698	-23.7735	562_1.5	562	1.5	23/02/2009	Field Test		Stage 3	8.63	5.69	2.94	2	-	-	-	-	-	-	-	-	-	-	-	-	-	-	-	-	-	-	-	-	-	-	-	-	-	-	-	-	-	-	-
151.1698	-23.7735	562_1.75	562	1.75	23/02/2009	Field Test		Stage 3	8.38	6.26	2.12	3	-	-	-	-	-	-	-	-	-	-	-	-	-	-	-	-	-	-	-	-	-	-	-	-	-	-	-	-	-	-	-
151.1698	-23.7735	562_2	562	2	23/02/2009	Field Test		Stage 3	9.26	2.85	6.41	1	-	-	-	-	-	-	-	-	-	-	-	-	-	-	-	-	-	-	-	-	-	-	-	-	-	-	-	-	-	-	-
151.1698	-23.7735	562_2.25	562	2.25	23/02/2009	Field Test		Stage 3	9.17	1.76	7.41	2	-	-	-	-	-	-	-	-	-	-	-	-	-	-	-	-	-	-	-	-	-	-	-	-	-	-	-	-	-	-	-
151.1699	-23.7514	513	513	0 - 0.1	26/02/2009	EB0903447		Stage 2	-	-	-	-	12.9	-	-	2580	-	-	253	-	-	1.5	-	0.41	-	-	-	-	<1	-	<10	<0.02	-	8.9	4.14	-	-	<0.02	-	-	-	-	<2	-	-
151.1699	-23.7514	513	513	0 - 0.5	26/02/2009	ES0902935		Stage 2	-	-	-	-	-	-	-	-	-	-	-	-	-	-	-	-	-	-	-	-	-	-	-	-	-	-	-	-	-	-	-	-	-	-	-
151.1699	-23.7514	513	513	0 - 0.5	26/02/2009	ES0903492		Stage 2	-	-	-	-	-	-	-	-	-	-	-	-	-	-	-	-	-	-	-	-	-	-	-	-	-	-	-	-	-	-	-	-	-	-	-
151.1699	-23.7514	513	513	0.3-0.5	26/02/2009	EB0903447		Stage 2	-	-	-	-	10.2	-	-	2040	-	-	79	-	-	1.5	-	0.13	-	-	-	-	<1	-	<10	<0.02	-	9.5	3.27	-	-	<0.02	-	-	-	-	<2	-	-
151.1699	-23.7514	513	513	0.5-1	26/02/2009	ES0902935		Stage 2	-	-	-	-	-	-	-	-	-	-	-	-	-	-	-	-	-	-	-	-	-	-	-	-	-	-	-	-	-	-	-	-	-	-	-
151.1699	-23.7514	513	513	0.8-1	26/02/2009	EB0903447		Stage 2	-	-	-	-	16.9	-	-	3380	-	-	71	-	-	1.5	-	0.11	-	-	-	-	<1	-	<10	<0.02	-	9.5	5.41	-	-	<0.02	-	-	-	-	<2	-	-
151.1699	-23.7514	513	513	1.3-1.5	26/02/2009	EB0903447		Stage 2	-	-	-	-	11.9	-	-	2380	-	-	39	-	-	1.5	-	0.06	-	-	-	-	<1	-	<10	<0.02	-	9.3	3.82	-	-	<0.02	-	-	-	-	<2	-	-
151.1699	-23.7514	513	513	1.5-2	26/02/2009	ES0902935		Stage 2	-	-	-	-	-	-	-	-	-	-	-	-	-	-	-	-	-	-	-	-	-	-	-	-	-	-	-	-	-	-	-	-	-	-	-
151.1699	-23.7514	513	513	1.8-2	26/02/2009	EB0903447		Stage 2	-	-	-	-	4.87	-	-	973	-	-	32	-	-	1.5	-	0.05	-	-	-	-	<1	-	<10	<0.02	-	9.4	1.56	-	-	<0.02	-	-	-	-	<2	-	-
151.1699	-23.7514	513	513	1-1.5	26/02/2009	ES0902935		Stage 2	-	-	-	-	-	-	-	-	-	-	-	-	-	-	-	-	-	-	-	-	-	-	-	-	-	-	-	-	-	-	-	-	-	-	-
151.1699	-23.7514	513	513	2.3-2.5	26/02/2009	EB0903447		Stage 2	-	-	-	-	11.5	-	-	2300	-	-	189	-	-	1.5	-	0.3	-	-	-	-	<1	-	<10	<0.02	-	9.1	3.68	-	-	<0.02	-	-	-	-	<2	-	-
151.1699	-23.7514	513	513	2.8-3	26/02/2009	EB0903447		Stage 2	-	-	-	-	5.61	-	-	1120	-	-	337	-	-	1.5	-	0.54	-	-	-	-	<1	-	<10	<0.02	-	8.9	1.8	-	-	<0.02	-	-	-	-	<2	-	-
151.1699	-23.7514	513	513	2-3.5	26/02/2009	ES0902935		Stage 2	-	-	-	-	-	-	-	-	-	-	-	-	-	-	-	-	-	-	-	-	-	-	-	-	-	-	-	-	-	-	-	-	-	-	-
151.1699	-23.7514	513	513	3.3-3.5	26/02/2009	EB0903447		Stage 2	-	-	-	-	6.35	-	-	1270	-	-	106	-	-	1.5	-	0.17	-	-	-	-	<1	-	<10	<0.02	-	9	2.03	-	-	<0.02	-	-	-	-	<2	-	-
151.1699	-23.7514	513_0.1	513	0.1	26/02/2009	Field Test		Stage 2	8.64	2.62	6.02	-	-	-	-	-	-	-	-	-	-	-	-	-	-	-	-	-	-	-	-	-	-	-	-	-	-	-	-	-	-	-	-
151.1699	-23.7514	513_0.25	513	0.25	26/02/2009	Field Test		Stage 2	8.6	6.51	2.09	2	-	-	-	-	-	-	-	-	-	-	-	-	-	-	-	-	-	-	-	-	-	-	-	-	-	-	-	-	-	-	-
151.1699	-23.7514	513_0.5	513	0.5	26/02/2009	Field Test		Stage 2	8.04	2.45	5.59	-	-	-	-	-	-	-	-	-	-	-	-	-	-	-	-	-	-	-	-	-	-	-	-	-	-	-	-	-	-	-	-
151.1699	-23.7514	513_0.75	513	0.75	26/02/2009	Field Test		Stage 2	8.2	2.84	5.36	-	-	-	-	-	-	-	-	-	-	-	-	-	-	-	-	-	-	-	-	-	-	-	-	-	-	-	-	-	-	-	-
151.1699	-23.7514	513_1	513	1	26/02/2009	Field Test		Stage 2	7.96	1.79	6.17	-	-	-	-	-	-	-	-	-	-	-	-	-	-	-	-	-	-	-	-	-	-	-	-	-	-	-	-	-	-	-	-
151.1699	-23.7514	513_1.25	513	1.25	26/02/2009	Field Test		Stage 2	8.08	1.97	6.11	-	-	-	-	-	-	-	-	-	-	-	-	-	-	-	-	-	-	-	-	-	-	-	-	-	-	-	-	-	-	-	-
151.1699	-23.7514	513_1.5	513	1.5	26/02/2009	Field Test		Stage 2	7.87	1.75	6.12	-	-	-	-	-	-	-	-	-	-	-	-	-	-	-	-	-	-	-	-	-	-	-	-	-	-	-	-	-	-	-	-
151.1699	-23.7514	513_1.75	513	1.75	26/02/2009	Field Test		Stage 2	8.18	2.08	6.1	-	-	-	-	-	-	-	-	-	-	-	-	-	-	-	-	-	-	-	-	-	-	-	-	-	-	-	-	-	-	-	-
151.1699	-23.7514	513_2	513	2	26/02/2009	Field Test		Stage 2	7.95	1.87	6.08	-	-	-	-	-	-	-	-	-	-	-	-	-	-	-	-	-	-	-	-	-	-	-	-	-	-	-	-	-	-	-	-
151.1699	-23.7514	513_2.25	513	2.25	26/02/2009	Field Test		Stage 2	8	1.95	6.05	2	-	-	-	-	-	-	-	-	-	-	-	-	-	-	-	-	-	-	-	-	-	-	-	-	-	-	-	-	-	-	-
151.1699	-23.7514	513_2.5	513	2.5	26/02/2009	Field Test		Stage 2	8.34	2.47	5.87	2	-	-	-	-	-	-	-	-	-	-	-	-	-	-	-	-	-	-	-	-	-	-	-	-	-	-	-	-	-	-	-
151.1699	-23.7514	513_2.75	513	2.75	26/02/2009	Field Test		Stage 2	8.09	2.74	5.35	2	-	-	-	-	-	-	-	-	-	-	-	-	-	-	-	-	-	-	-	-	-	-	-	-	-	-	-	-	-	-	-
151.1699	-23.7514	513_3	513	3	26/02/2009	Field Test		Stage 2	8.21	6.13	2.08	4	-	-	-	-	-	-	-	-	-	-	-	-	-	-	-	-	-	-	-	-	-	-	-	-	-	-	-	-	-	-	-
151.1699	-23.7514	513_3.25	513	3.25	26/02/2009	Field Test		Stage 2	7.42	5.08	2.34	3	-	-	-	-	-	-	-	-	-	-	-	-	-	-	-	-	-	-	-	-	-	-	-	-	-	-	-	-	-	-	-
151.1699	-23.7514	513_3.5	513	3.5	26/02/2009	Field Test		Stage 2	8.41	2.45	5.96	-	-	-	-	-	-	-	-	-	-	-	-	-	-	-	-	-	-	-	-	-	-	-	-	-	-	-	-	-	-	-	-
151.1702	-23.7686	484	484	0 - 0.1	11/03/2009	EB0904394		Stage 3	-	-	-	-	11.3	-	-	2250	-	-	58	-	-	1.5	-	0.09	-	-	-	-	<1	-	<10	<0.02	-	8.9	-	-	-	<0.02	-	-	3.61	-	<2	-	-
151.1702	-23.7686	484	484	0 - 0.5	11/03/2009	ES0903631		Stage 3	-	-	-	-	-	-	-	-	-	-	-	-	-	-	-	-	-	-	-	-	-	-	-	-	-	-	-	-	-	-	-	-	-	-	-
151.1702	-23.7686	484	484	0.3-0.5	11/03/2009	EB0904394		Stage 3	-	-	-	-	8.24	-	-	1640	-	-	344	-	-	1.5	-	0.55	-	-	-	-	<1	-	<10	<0.02	-	8.7	-	-	-	<0.02	-	-	2.64	-	<2	-	-
151.1702	-23.7686	484	484	0.5-1	11/03/2009	ES0903631		Stage 3	-	-	-	-	-	-	-	-	-	-	-	-	-	-	-	-	-	-	-	-	-	-	-	-	-	-	-	-	-	-	-	-	-	-	-
151.1702	-23.7686	484	484	0.8-1	11/03/2009	EB0904394		Stage 3	-	-	-	-	1.69	-	-	338	-	-	414	-	-	1.5	-	0.66	-	-	-	-	14	-	188	0.3	-	8.5	-	-	-	<0.02	-	-	0.54	-	<2	-	-
151.1702	-23.7686	484	484	1.3-1.5	11/03/2009	EB0904394		Stage 3	-	-	-	-	1.13	-	-	227	-	-	344	-	-	1.5	-	0.55	-	-	-	-	14	-	192	0.31	-	8.5	-	-	-	<0.02	-	-	0.36	-	<2	-	-
151.1702	-23.7686	484	484	1.5-2	11/03/2009	ES0903631		Stage 3	-	-	-	-	-	-	-	-	-	-	-	-	-	-	-	-	-	-	-	-	-	-	-	-	-	-	-	-	-	-	-	-	-	-	-
151.1702	-23.7686	484	484	1.8-2	11/03/2009	EB0904394		Stage 3	-	-	-	-	0.83	-	-	166	-	-	336	-	-	1.5	-	0.54	-	-	-	-	17	-	226	0.36	-	8.5	-	-	-	<0.02	-	-	0.26	-	<2	-	-
151.1702	-23.7686	484	484	1-1.5	11/03/2009	ES0903631		Stage 3	-	-	-	-	-	-	-	-	-	-	-	-	-	-	-	-	-	-	-	-	-	-	-	-	-	-	-	-	-	-	-	-	-	-	-
151.1702	-23.7686	484	484	2.3-2.5	11/03/2009	EB0904394		Stage 3	-	-	-	-	1.13	-	-	227	-	-	295	-	-	1.5	-	0.47	-	-	-	-	11	-	144	0.23	-	8.4	-	-	-	<0.02	-	-	0.36	-	<2	-	-
151.1702	-23.7686	484	484	2-3	11/03/2009	ES0903631		Stage 3	-	-	-	-	-	-	-	-	-	-	-	-	-	-	-	-	-	-	-	-	-	-	-	-	-	-	-	-	-	-	-	-	-	-	-
151.1702	-23.7686	484	484	3.3-3.5	11/03/2009	EB0904394		Stage 3	-	-	-	-	1.39	-	-	277	-	-	353	-	-	1.5	-	0.57	-	-	-	-	13	-	168	0.27	-	8.5	-	-	-	<0.02	-	-	0.44	-	<2	-	-
151.1702	-23.7686	484	484	3-4	11/03/2009	ES0903631		Stage 3	-	-	-	-	-	-	-	-	-	-	-	-	-	-	-	-	-	-	-	-	-	-	-	-	-	-	-	-	-	-	-	-	-	-	-
151.1702	-23.7686	484	484	4.3-4.5	11/03/2009	EB0904394		Stage 3	-	-	-	-	1.74	-	-	348	-	-	232	-	-	1.5	-	0.37	-	-	-	-	<1	-	<10	<0.02	-	8.4	-	-	-	<0.02	-	-	0.56	-	<2	-	-
151.1702	-23.7686	484	484	4-5.5	11/03/2009	ES0903631		Stage 3	-	-	-	-	-	-	-	-	-	-	-	-	-	-	-	-	-	-	-	-	-	-	-	-	-	-	-	-	-	-	-	-	-	-	-
151.1702	-23.7686	484	484	5.3-5.5	11/03/2009	EB0904394		Stage 3	-	-	-	-	1.84	-	-	368	-	-	256	-	-	1.5	-	0.41	-	-	-	-	<1	-	11	<0.02	-	8.5	-	-	-	<0.02	-	-	0.59	-	<2	-	-
151.1702	-23.7686	484_0.1	484	0.1	11/03/2009	Field Test		Stage 3	8.89	2.93	5.96	-	-	-	-	-	-	-	-	-	-	-	-	-	-	-	-	-	-	-	-	-	-	-	-	-	-	-	-	-	-	-	-
151.1702	-23.7686	484_0.25	484	0.25	11/03/2009	Field Test		Stage 3	9.14	3.79	5.35	-	-	-	-	-	-	-	-	-	-	-	-	-	-	-	-	-	-	-	-	-	-	-	-	-	-	-	-	-	-	-	-
151.1702	-23.7686	484_0.5	484	0.5	11/03/2009	Field Test		Stage 3	9.22	3.5	5.72	-	-	-	-	-	-	-	-	-	-	-	-	-	-	-	-	-	-	-	-	-	-	-	-	-	-	-	-	-	-	-	-
151.1702	-23.7686	484_0.75	484	0.75	11/03/2009	Field Test		Stage 3	9.27	2.74	6.53	4	-	-	-	-	-	-	-	-	-	-	-	-	-	-	-	-	-	-	-	-	-	-	-	-	-	-	-	-	-	-	-
151.1702	-23.7686	484_1	484	1	11/03/2009	Field Test		Stage 3	9.07	3.26	5.81	-	-	-	-	-	-	-	-	-	-	-	-	-	-	-	-	-	-	-	-	-	-	-	-	-	-	-	-	-	-	-	-
151.1702	-23.7686	484_1.25	484	1.25	11/03/2009	Field Test		Stage 3	8.94	3.12	5.82	-	-	-	-	-	-	-	-	-	-	-	-	-	-	-	-	-	-	-	-	-	-	-	-	-	-	-	-	-	-	-	-
151.1702	-23.7686	484_1.5	484	1.5	11/03/2009	Field Test		Stage 3	8.86	6.47	2.39	-	-	-	-	-	-	-	-	-	-	-	-	-	-	-	-	-	-	-	-	-	-	-	-	-	-	-	-	-	-	-	-
151.1702	-23.7686	484_1.75	484	1.75	11/03/2009	Field Test		Stage 3	9.07	3.34	5.73	-	-	-	-	-	-	-	-	-	-	-	-	-	-	-	-	-	-	-	-	-	-	-	-	-	-	-	-	-	-	-	-
151.1702	-23.7686	484_2	484	2	11/03/2009	Field Test		Stage 3	8.75	1.25	7.5	4	-	-	-	-	-	-	-	-	-	-	-	-	-	-	-	-	-	-	-	-	-	-	-	-	-	-	-	-	-	-	-

									ASS Field Test				ASS																															
									pH (F)	pH Change	pH OX	Reaction Rate	Acid Neutralising Capacity	Acid Reacted Calcium	Acid Reacted Magnesium	acidity - Acid Neutralising Capacity (19A2)	acidity - Acid Reacted Calcium	acidity - Acid Reacted Magnesium	acidity - Chromium Reducible Sulfur (a-22B)	acidity - Excess Acid Neutralising Capacity	acidity - Peroxide Oxidisable Sulfur	ANC Fineness Factor	Calcium in Peroxide	Chromium Reducible Sulfur	Excess Acid Neutralising Capacity	KCl Extractable Calcium	KCl Extractable Magnesium	KCl Extractable Sulfur	Liming Rate	Magnesium in Peroxide	Net Acidity (acidity units)	Net Acidity (sulfur units)	Peroxide Oxidisable Sulfur	pH KCl	sulfidic - Acid Reacted Calcium	sulfidic - Acid Reacted Magnesium	sulfidic - Excess Acid Neutralising Capacity	sulfidic - Titratable Actual Acidity	sulfidic - Titratable Peroxide Acidity	sulfidic - Titratable Sulfidic Acidity	sulfidic-Acid Neutral	Sulfur in Peroxide	Titratable Actual Acidity	Titratable Peroxide Acidity	Titratable Sulfidic Acidity
									pH Unit	pH Units	pH Unit	Units	m H+/t	%	%	mol h+/t	mole H+/t	mole H+/t	m H+/t	mole H+/t	mole H+/t	-	%	% S	%	%	%	%	kg CaCO3/t	%	mole H+/t	%S	%	pH Unit	% S	%S	%S	%S	%S	%S	%	mole H+/t	mole H+/t	mole H+/t
EQL									0.1		0.1	1	0.01	0.02	0.02	10	10	10	10	10	10	0.5	0.02	0.02	0.02	0.02	0.02	0.02	1	0.02	10	0.02	0.02	0.1	0.01	0.02	0.02	0.02	0.02	0.02	0.01	0.02	2	2	2
National Assessment Guidelines for Dredging- Maximum																																												
National Assessment Guidelines for Dredging- Screening																																												
QASSIT 1998 (Field Screen)									5-14	1	5-14	2																																
QASSIT 1998 (Minimum)																															18	0.03												
x coord	y coord	Field ID	Core #	Depth (m)	Date Sample	SDG	GC Borelog Approved	Purpose																																				
151.1702	-23.7686	484_2.25	484	2.25	11/03/2009	Field Test		Stage 3	8.76	4.87	3.89	4	-	-	-	-	-	-	-	-	-	-	-	-	-	-	-	-	-	-	-	-	-	-	-	-	-	-	-	-	-	-	-	-
151.1702	-23.7686	484_2.5	484	2.5	11/03/2009	Field Test		Stage 3	8.73	6.54	2.19	4	-	-	-	-	-	-	-	-	-	-	-	-	-	-	-	-	-	-	-	-	-	-	-	-	-	-	-	-	-	-	-	-
151.1702	-23.7686	484_2.75	484	2.75	11/03/2009	Field Test		Stage 3	8.78	1.12	7.66	4	-	-	-	-	-	-	-	-	-	-	-	-	-	-	-	-	-	-	-	-	-	-	-	-	-	-	-	-	-	-	-	-
151.1702	-23.7686	484_3	484	3	11/03/2009	Field Test		Stage 3	8.9	2.7	6.2	3	-	-	-	-	-	-	-	-	-	-	-	-	-	-	-	-	-	-	-	-	-	-	-	-	-	-	-	-	-	-	-	-
151.1702	-23.7686	484_3.25	484	3.25	11/03/2009	Field Test		Stage 3	8.73	6.58	2.15	4	-	-	-	-	-	-	-	-	-	-	-	-	-	-	-	-	-	-	-	-	-	-	-	-	-	-	-	-	-	-	-	-
151.1702	-23.7686	484_3.5	484	3.5	11/03/2009	Field Test		Stage 3	8.78	1.6	7.18	3	-	-	-	-	-	-	-	-	-	-	-	-	-	-	-	-	-	-	-	-	-	-	-	-	-	-	-	-	-	-	-	-
151.1702	-23.7686	484_3.75	484	3.75	11/03/2009	Field Test		Stage 3	8.74	6.55	2.19	1	-	-	-	-	-	-	-	-	-	-	-	-	-	-	-	-	-	-	-	-	-	-	-	-	-	-	-	-	-	-	-	-
151.1702	-23.7686	484_4	484	4	11/03/2009	Field Test		Stage 3	8.66	6.35	2.31	1	-	-	-	-	-	-	-	-	-	-	-	-	-	-	-	-	-	-	-	-	-	-	-	-	-	-	-	-	-	-	-	-
151.1702	-23.7686	484_4.25	484	4.25	11/03/2009	Field Test		Stage 3	8.57	2.03	6.54	4	-	-	-	-	-	-	-	-	-	-	-	-	-	-	-	-	-	-	-	-	-	-	-	-	-	-	-	-	-	-	-	-
151.1702	-23.7686	484_4.5	484	4.5	11/03/2009	Field Test		Stage 3	8.65	5.14	3.51	1	-	-	-	-	-	-	-	-	-	-	-	-	-	-	-	-	-	-	-	-	-	-	-	-	-	-	-	-	-	-	-	-
151.1702	-23.7686	484_4.75	484	4.75	11/03/2009	Field Test		Stage 3	8.58	6.89	1.69	1	-	-	-	-	-	-	-	-	-	-	-	-	-	-	-	-	-	-	-	-	-	-	-	-	-	-	-	-	-	-	-	-
151.1702	-23.7686	484_5	484	5	11/03/2009	Field Test		Stage 3	9.17	7.02	2.15	4	-	-	-	-	-	-	-	-	-	-	-	-	-	-	-	-	-	-	-	-	-	-	-	-	-	-	-	-	-	-	-	-
151.1702	-23.7686	484_5.25	484	5.25	11/03/2009	Field Test		Stage 3	8.77	5.84	2.93	1	-	-	-	-	-	-	-	-	-	-	-	-	-	-	-	-	-	-	-	-	-	-	-	-	-	-	-	-	-	-	-	-
151.1702	-23.7686	484_5.5	484	5.5	11/03/2009	Field Test		Stage 3	8.77	6.6	2.17	-	-	-	-	-	-	-	-	-	-	-	-	-	-	-	-	-	-	-	-	-	-	-	-	-	-	-	-	-	-	-	-	-
151.1703	-23.7589	462	462	0 - 0.1	28/02/2009	EB0903447		Stage 2	-	-	-	-	10.5	-	-	2090	-	-	42	-	-	1.5	-	0.07	-	-	-	-	<1	-	<10	<0.02	-	9.2	3.36	-	-	<0.02	-	-	-	-	<2	-	-
151.1703	-23.7589	462	462	0 - 0.5	28/02/2009	ES0902972		Stage 2	-	-	-	-	-	-	-	-	-	-	-	-	-	-	-	-	-	-	-	-	-	-	-	-	-	-	-	-	-	-	-	-	-	-	-	-
151.1703	-23.7589	462	462	0 - 0.5	28/02/2009	ES0903492		Stage 2	-	-	-	-	-	-	-	-	-	-	-	-	-	-	-	-	-	-	-	-	-	-	-	-	-	-	-	-	-	-	-	-	-	-	-	-
151.1703	-23.7589	462	462	0.3-0.5	28/02/2009	EB0903447		Stage 2	-	-	-	-	0.52	-	-	104	-	-	17	-	-	1.5	-	0.03	-	-	-	-	<1	-	<10	<0.02	-	7.8	0.17	-	-	<0.02	-	-	-	-	<2	-	-
151.1703	-23.7589	462	462	0.5-1	28/02/2009	ES0902972		Stage 2	-	-	-	-	-	-	-	-	-	-	-	-	-	-	-	-	-	-	-	-	-	-	-	-	-	-	-	-	-	-	-	-	-	-	-	-
151.1703	-23.7589	462	462	0.5-1	28/02/2009	ES0903492		Stage 2	-	-	-	-	-	-	-	-	-	-	-	-	-	-	-	-	-	-	-	-	-	-	-	-	-	-	-	-	-	-	-	-	-	-	-	-
151.1703	-23.7589	462	462	0.8-1	28/02/2009	EB0903447		Stage 2	-	-	-	-	0.82	-	-	163	-	-	<10	-	-	1.5	-	<0.02	-	-	-	-	<1	-	<10	<0.02	-	6.7	0.26	-	-	<0.02	-	-	-	-	<2	-	-
151.1703	-23.7589	462	462	1.3-1.5	28/02/2009	EB0903447		Stage 2	-	-	-	-	0.47	-	-	94	-	-	<10	-	-	1.5	-	<0.02	-	-	-	-	<1	-	<10	<0.02	-	7.5	0.15	-	-	<0.02	-	-	-	-	<2	-	-
151.1703	-23.7589	462	462	1.5-2	28/02/2009	ES0902972		Stage 2	-	-	-	-	-	-	-	-	-	-	-	-	-	-	-	-	-	-	-	-	-	-	-	-	-	-	-	-	-	-	-	-	-	-	-	-
151.1703	-23.7589	462	462	1.8-2	28/02/2009	EB0903447		Stage 2	-	-	-	-	0.62	-	-	124	-	-	37	-	-	1.5	-	0.06	-	-	-	-	<1	-	<10	<0.02	-	7	0.2	-	-	<0.02	-	-	-	-	<2	-	-
151.1703	-23.7589	462	462	1-1.5	28/02/2009	ES0902972		Stage 2	-	-	-	-	-	-	-	-	-	-	-	-	-	-	-	-	-	-	-	-	-	-	-	-	-	-	-	-	-	-	-	-	-	-	-	-
151.1703	-23.7589	462	462	1-1.5	28/02/2009	ES0903492		Stage 2	-	-	-	-	-	-	-	-	-	-	-	-	-	-	-	-	-	-	-	-	-	-	-	-	-	-	-	-	-	-	-	-	-	-	-	-
151.1703	-23.7589	462_0.1	462	0.1	28/02/2009	Field Test		Stage 2	8.64	2.6	6.04	1	-	-	-	-	-	-	-	-	-	-	-	-	-	-	-	-	-	-	-	-	-	-	-	-	-	-	-	-	-	-	-	-
151.1703	-23.7589	462_0.25	462	0.25	28/02/2009	Field Test		Stage 2	8.91	2.9	6.01	1	-	-	-	-	-	-	-	-	-	-	-	-	-	-	-	-	-	-	-	-	-	-	-	-	-	-	-	-	-	-	-	-
151.1703	-23.7589	462_0.5	462	0.5	28/02/2009	Field Test		Stage 2	8.23	2.34	5.89	-	-	-	-	-	-	-	-	-	-	-	-	-	-	-	-	-	-	-	-	-	-	-	-	-	-	-	-	-	-	-	-	-
151.1703	-23.7589	462_0.75	462	0.75	28/02/2009	Field Test		Stage 2	7.19	1.41	5.78	-	-	-	-	-	-	-	-	-	-	-	-	-	-	-	-	-	-	-	-	-	-	-	-	-	-	-	-	-	-	-	-	-
151.1703	-23.7589	462_1	462	1	28/02/2009	Field Test		Stage 2	7.13	1.58	5.55	-	-	-	-	-	-	-	-	-	-	-	-	-	-	-	-	-	-	-	-	-	-	-	-	-	-	-	-	-	-	-	-	-
151.1703	-23.7589	462_1.25	462	1.25	28/02/2009	Field Test		Stage 2	7.08	1.55	5.53	-	-	-	-	-	-	-	-	-	-	-	-	-	-	-	-	-	-	-	-	-	-	-	-	-	-	-	-	-	-	-	-	-
151.1703	-23.7589	462_1.5	462	1.5	28/02/2009	Field Test		Stage 2	7.19	1.8	5.39	-	-	-	-	-	-	-	-	-	-	-	-	-	-	-	-	-	-	-	-	-	-	-	-	-	-	-	-	-	-	-	-	-
151.1703	-23.7589	462_1.75	462	1.75	28/02/2009	Field Test		Stage 2	7.09	-0.82	7.91	4	-	-	-	-	-	-	-	-	-	-	-	-	-	-	-	-	-	-	-	-	-	-	-	-	-	-	-	-	-	-	-	-
151.1703	-23.7589	462_2	462	2	28/02/2009	Field Test		Stage 2	7.17	1.65	5.52	-	-	-	-	-	-	-	-	-	-	-	-	-	-	-	-	-	-	-	-	-	-	-	-	-	-	-	-	-	-	-	-	-
151.1703	-23.7589	D03-2802(	462	0 - 0.5	28/02/2009	ES0902972		Stage 2	-	-	-	-	-	-	-	-	-	-	-	-	-	-	-	-	-	-	-	-	-	-	-	-	-	-	-	-	-	-	-	-	-	-	-	-
151.1704	-23.761	467	467	0 - 0.1	14/03/2009	EB0904394		Stage 2	-	-	-	-	24	-	-	4790	-	-	39	-	-	1.5	-	0.06	-	-	-	-	<1	-	<10	<0.02	-	9.2	-	-	-	<0.02	-	-	7.68	-	<2	-	-
151.1704	-23.761	467	467	0 - 0.5	14/03/2009	ES0903756		Stage 2	-	-	-	-	-	-	-	-	-	-	-	-	-	-	-	-	-	-	-	-	-	-	-	-	-	-	-	-	-	-	-	-	-	-	-	-
151.1704	-23.761	467	467	0 - 0.5	14/03/2009	ES0904163		Stage 2	-	-	-	-	-	-	-	-	-	-	-	-	-	-	-	-	-	-	-	-	-	-	-	-	-	-	-	-	-	-	-	-	-	-	-	-
151.1704	-23.761	467	467	0 - 0.5	14/03/2009	ES0904190		Stage 2	-	-	-	-	-	-	-	-	-	-	-	-	-	-	-	-	-	-	-	-	-	-	-	-	-	-	-	-	-	-	-	-	-	-	-	-
151.1704	-23.761	467	467	0.3-0.5	14/03/2009	EB0904394		Stage 2	-	-	-	-	10.3	-	-	2060	-	-	222	-	-	1.5	-	0.36	-	-	-	-	<1	-	<10	<0.02	-	8.9	-	-	-	<0.02	-	-	3.3	-	<2	-	-
151.1704	-23.761	467	467	0.55-1.2	14/03/2009	ES0903756		Stage 2	-	-	-	-	-	-	-	-	-	-	-	-	-	-	-	-	-	-	-	-	-	-	-	-	-	-	-	-	-	-	-	-	-	-	-	-
151.1704	-23.761	467	467	0.8-1	14/03/2009	EB0904394		Stage 2	-	-	-	-	0.27	-	-	54	-	-	<10	-	-	1.5	-	<0.02	-	-	-	-	<1	-	<10	<0.02	-	8.7	-	-	-	<0.02	-	-	0.09	-	<2	-	-
151.1704	-23.761	467	467	1-1.2	14/03/2009	EB0904394		Stage 2	-	-	-	-	1.74	-	-	348	-	-	14	-	-	1.5	-	0.02	-	-	-	-	<1	-	<10	<0.02	-	8.9	-	-	-	<0.02	-	-	0.56	-	<2	-	-
151.1704	-23.761	467_0.1	467	0.1	14/03/2009	Field Test		Stage 2	7.87	1.85	6.02	-	-	-	-	-	-	-	-	-	-	-	-	-	-	-	-	-	-	-	-	-	-	-	-	-	-	-	-	-	-	-	-	-
151.1704	-23.761	467_0.25	467	0.25	14/03/2009	Field Test		Stage 2	7.45	1.65	5.8	-	-	-	-	-	-	-	-	-	-	-	-	-	-	-	-	-	-	-	-	-	-	-	-	-	-	-	-	-	-	-	-	-
151.1704	-23.761	467_0.5	467	0.5	14/03/2009	Field Test		Stage 2	8.65	2.66	5.99	1	-	-	-	-	-	-	-	-	-	-	-	-	-	-	-	-	-	-	-	-	-	-	-	-	-	-	-	-	-	-	-	-
151.1704	-23.761	467_0.75	467	0.75	14/03/2009	Field Test		Stage 2	8.15	1.88	6.27	-	-	-	-	-	-	-	-	-	-	-	-	-	-	-	-	-	-	-	-	-	-	-	-	-	-	-	-	-	-	-	-	-
151.1704	-23.761	467_1	467	1	14/03/2009	Field Test		Stage 2	7.03	1.29	5.74	-	-	-	-	-	-	-	-	-	-	-	-	-	-	-	-	-	-	-	-	-	-	-	-	-	-	-	-	-	-	-	-	-
151.1704	-23.761	467_1.25	467	1.25	14/03/2009	Field Test		Stage 2	7.54	1.58	5.96	-	-	-	-	-	-	-	-	-	-	-	-	-	-	-	-	-	-	-	-	-	-	-	-	-	-	-	-	-	-	-	-	-
151.1704	-23.7715	453	453	0 - 0.1	24/02/2009	EB0903447		Stage 3	-	-	-	-	14.3	-	-	2860	-	-	79	-	-	1.5	-	0.13	-	-	-	-	<1	-	<10	<0.02	-	9	4.58	-	-	<0.02	-	-	-	-	<2	-	-
151.1704	-23.7715	453	453	0 - 0.5	24/02/2009	ES0902730		Stage 3	-	-	-	-	-	-	-	-	-	-	-	-	-	-	-	-	-	-	-	-	-	-	-	-	-	-	-	-	-	-	-	-	-	-	-	-
151.1704	-23.7715	453	453	0.3-0.5	24/02/2009	EB0903447		Stage 3	-	-	-	-	13.8	-	-	2750	-	-	64	-	-	1.5	-	0.1	-	-	-	-	<1	-	<10	<0.02	-	9.1	4.41	-	-	<0.02	-	-	-	-	<2	-	-
151.1704	-23.7715	453	453	0.5-1	24/02/2009	ES0902730		Stage 3	-	-	-	-	-	-	-	-	-	-	-	-	-	-	-	-	-	-	-	-	-	-	-	-	-	-	-	-	-	-	-	-	-	-	-	-
151.1704	-23.7715	453	453	0.8-1	24/02/2009	EB0903447		Stage 3	-	-	-	-	22.1	-	-	4410	-	-	138	-	-	1.5	-	0.22	-	-	-	-	<1	-	<10	<0.02	-	8.9	7.07	-	-	<0.02	-	-	-	-	<2	-	-
151.1704	-23.7715	453	453	1.3-1.5	24/02/2009	EB0903447		Stage 3	-	-	-	-	10.9	-	-	2190	-	-	125	-	-	1.5	-	0.2	-	-	-	-	<1	-	<10	<0.02	-	9	3.51	-	-	<0.02	-	-	-	-	<2	-	-
151.1704	-23.7715	453	453	1.8-2	24/02/2009	EB0903447		Stage 3	-	-	-	-	3.44	-	-	686	-	-	598	-	-	1.5	-	0.96	-	-	-	-	10	-	140	0.22	-	8.9	1.1	-	-	<0.02	-	-	-	-	<2	-	-
151.1704	-23.7715	453	453	1.8-2.5	24/02/2009	ES0902730		Stage 3	-	-	-	-	-	-	-	-	-	-	-	-	-	-	-	-	-	-	-	-	-	-	-	-	-	-	-	-	-	-	-	-	-	-	-	-
151.1704	-23.7715	453	453	1-1.8	24/02/2009	ES0902730		Stage 3	-	-	-	-	-	-	-	-	-	-	-	-	-	-	-	-	-	-	-	-	-	-	-	-	-	-	-	-	-	-	-	-	-	-	-	-
151.1704	-23.7715	453	453	2.3-2.5	24/02/2009	EB0903447		Stage 3	-	-	-	-	0.12	-	-	25	-	-	371	-	-	1.5	-	0.6	-	-	-	-	27	-	355	0.57	-	7.9	0.04	-	-	<0.02	-	-	-	-	<2	-	-
151.1704	-23.7715	453_0.1	453	0.1	24/02/2009	Field Test		Stage 3	8.6	2.61	5.99	-	-	-	-	-	-	-	-	-	-	-	-	-	-	-	-	-	-	-	-	-	-	-	-	-	-	-	-	-	-	-	-	-
151.1704	-23.7715	453_0.25	453	0.25	24/02/2009	Field Test		Stage 3	8.47	2.42	6.05	-	-	-	-	-	-	-	-	-	-	-	-	-	-	-	-	-	-	-	-	-	-	-	-	-	-	-	-	-	-	-	-	-
151.1704	-23.7715	453_0.5	453	0.5	24/02/2009	Field Test		Stage 3	8.74	2.65	6.09	-	-	-	-	-	-	-	-	-	-	-	-	-	-	-	-	-	-	-	-	-	-	-	-	-	-	-	-	-	-	-	-	-
151.1704	-23.7715	453_0.75	453	0.75	24/02/2009	Field Test		Stage 3	8.54	2.48	6.06	-	-	-	-	-	-	-	-	-	-	-	-	-	-	-	-	-	-	-	-	-	-	-	-	-	-	-	-	-	-	-	-	-
151.1704	-23.7715	453_1	453	1	24/02/2009	Field Test		Stage 3	8.14	2.06	6.08	-	-	-	-	-	-	-	-	-	-	-	-	-	-	-	-	-	-	-	-	-	-	-	-	-	-	-	-	-	-	-	-	-
151.1704	-23.7715	453_1.25	453	1.25	24/02/2009	Field Test		Stage 3	8.47	6.5	1.97	1	-	-	-	-	-	-	-	-	-	-	-	-	-	-	-	-	-	-	-	-	-	-	-	-	-	-	-	-	-	-	-	-
151.1704	-23.7715	453_1.5	453	1.5	24/02/2009	Field Test		Stage 3	7.88	1.77	6.11	1	-	-	-	-	-	-	-	-	-	-	-	-	-	-	-	-	-	-	-	-	-	-	-	-	-	-	-	-	-	-	-	-
151.1704	-23.7715	453_1.75	453	1.75	24/02/2009	Field Test		Stage 3	8.19	2.03	6.16	-	-	-	-	-	-	-	-	-	-	-	-	-	-	-	-	-	-	-	-	-	-	-	-	-	-	-	-	-	-	-	-	-
151.1704	-23.7715	453_2	453	2	24/02/2009	Field Test		Stage 3	9.01	2.56	6.45	-	-	-	-	-	-	-	-	-	-	-	-	-	-	-	-	-	-	-	-	-	-	-	-	-	-	-	-	-	-	-	-	-
151.1704	-23.7715	453_2.25	453	2.25	24/02/2009	Field Test		Stage 3	8.22	2.02	6.2	-	-	-	-	-	-	-	-	-	-	-	-	-	-	-	-	-	-	-	-	-	-	-	-	-	-	-	-	-	-	-	-	-
151.1704	-23.7715	453_2.5	453	2.5	24/02/2009	Field Test		Stage 3	7.78	2.11	5.67	-	-	-	-	-	-	-	-	-	-	-	-	-	-	-	-	-	-	-	-	-	-	-	-	-	-	-	-	-	-	-	-	-
151.1706	-23.7719	0424	424	0 - 0.5	23/02/2009	ES0902674		Stage 3	-	-	-	-	-	-	-	-	-	-	-	-	-	-	-	-	-	-	-	-	-	-	-	-	-	-	-	-	-	-	-	-	-	-	-	-
151.1706	-23.7719	0424	424	0.5-1	23/02/2009	ES0902674		Stage 3	-	-	-	-	-	-	-	-	-	-	-	-	-	-	-	-	-	-	-	-	-	-	-	-	-	-	-	-	-	-	-	-	-	-	-	-
151.1706	-23.7719	0424	424	1.5-2	23/02/2009	ES0902674		Stage 3	-	-	-	-	-	-	-	-	-	-	-	-	-	-	-	-	-	-	-	-	-	-	-	-	-	-	-	-	-	-	-	-	-	-	-	-
151.1706	-23.7719	0424	424	1-1.5	23/02/2009	ES0902674		Stage 3	-	-	-	-	-	-	-	-	-	-	-	-	-	-	-	-	-	-	-	-	-	-	-	-	-	-	-	-	-	-	-	-	-	-	-	-
151.1706	-23.7719	0424	424	2-2.5	23/02/2009	ES0902674		Stage 3	-	-	-	-	-	-	-	-	-	-	-	-	-	-	-	-	-	-	-	-	-	-	-	-	-	-	-	-	-	-	-	-	-	-	-	-
151.1706	-23.7719	424	424	0 - 0.1	23/02/2009	EB0903095		Stage 3	-	-	-	-	10.7	-	-	2130	-	-	<10	-	-	1.5	-	<0.02	-	-	-	-	<1	-	<10	<0.02	-	9.1	-	-	-	<0.02	-	-	3.42	-	<2	-	-
151.1706	-23.7719	424	424	0 - 0.5	23/02/2009	ES0903492		Stage 3	-	-	-	-	-	-	-	-	-	-	-	-	-	-	-	-	-	-	-	-	-	-	-	-	-	-	-	-	-	-	-	-	-	-	-	-
151.1706	-23.7719	424	424	0.3-0.5	23/02/2009	EB0903095		Stage 3	-	-	-	-	2.32	-	-	465	-	-	<10	-	-	1.5	-	<0.02	-	-	-	-	<1	-	<10	<0.02	-	8.7	-	-	-	<0.02	-	-	0.74	-	<2	-	-
151.1706	-23.7719	424	424	0.8-1	23/02/2009	EB0903095		Stage 3	-	-	-	-	1.12	-	-	225	-	-	<10	-	-	1.5	-	<0.02	-	-	-	-	<1	-	<10	<0.02	-	8.6	-	-	-	<0.02	-	-	0.36	-	<2	-	-
151.1706	-23.7719	424	424	1.3-1.5	23/02/2009	EB0903095		Stage 3	-	-	-	-	0.9	-	-	180	-	-	<10	-	-	1.5	-	<0.02	-	-	-	-	<1	-	<10	<0.02	-	8.7	-	-	-	<0.02	-	-	0.29	-	<2	-	-
151.1706	-23.7719	424	424	1.8-2	23/02/2009	EB0903095		Stage 3	-	-	-	-	0.98	-	-	195	-	-	<10	-	-	1.5	-	<0.02	-	-	-	-	<1	-	<10	<0.02	-	8.6	-	-	-	<0.02	-	-	0.31	-	<2	-	-
151.1706	-23.7719	424	424	2.3-2.5	23/02/2009	EB0903095		Stage 3	-	-	-	-	1.3	-	-	260	-	-	<10	-	-	1.5	-	<0.02	-	-	-	-	<1	-	<10	<0.02	-	8.5	-	-	-	<0.02	-	-	0.42	-	<2	-	-
151.1706	-23.7719	424_0.1	424	0.1	23/02/2009	Field Test		Stage 3	8.8	3.55	5.25	4	-	-	-	-	-	-	-	-	-	-	-	-	-	-	-	-	-	-	-	-	-	-	-	-	-	-	-	-	-	-	-	-
151.1706	-23.7719	424_0.25	424	0.25	23/02/2009	Field Test		Stage 3	8.71	2.88	5.83	1	-	-	-	-	-	-	-	-	-	-	-	-	-	-	-	-	-	-	-	-	-	-	-	-	-	-	-	-	-	-	-	-
151.1706	-23.7719	424_0.5	424	0.5	23/02/2009	Field Test		Stage 3	8.59	2.65	5.94	1	-	-	-	-	-	-	-	-	-	-	-	-	-	-	-	-	-	-	-	-	-	-	-	-	-	-	-	-	-	-	-	-
151.1706	-23.7719	424_0.75	424	0.75	23/02/2009	Field Test		Stage 3	8.44	2.66	5.78	2	-	-	-	-	-	-	-	-	-	-	-	-	-	-	-	-	-	-	-	-	-	-	-	-	-	-	-	-	-	-	-	-
151.1706	-23.7719	424_1	424	1	23/02/2009	Field Test		Stage 3	8.62	2.77	5.85	3	-	-	-	-	-	-	-	-	-	-	-	-	-	-	-	-	-	-	-	-	-	-	-	-	-	-	-	-	-	-	-	-
151.1706	-23.7719	424_1.25	424	1.25	23/02/2009	Field Test		Stage 3	8.42	0.87	7.55	4	-	-	-	-	-	-	-	-	-	-	-	-	-	-	-	-	-	-	-	-	-	-	-	-	-	-	-	-	-	-	-	-
151.1706	-23.7719	424_1.5	424	1.5	23/02/2009	Field Test		Stage 3	8.03	2.44	5.59	3	-	-	-	-	-	-	-	-	-	-	-	-	-	-	-	-	-	-	-	-	-	-	-	-	-	-	-	-	-	-	-	-
151.1706	-23.7719	424_1.75	424	1.75	23/02/2009	Field Test		Stage 3	8.41	2.73	5.68	1	-	-	-	-	-	-	-	-	-	-	-	-	-	-	-	-	-	-	-	-	-	-	-	-	-	-	-	-	-	-	-	-
151.1706	-23.7719	424_2	424	2	23/02/2009	Field Test		Stage 3	8.1	6.46	1.64	2	-	-	-	-	-	-	-	-	-	-	-	-	-	-	-	-	-	-	-	-	-	-	-	-	-	-	-	-	-	-	-	-
151.1706	-23.7719	424_2.25	424	2.25	23/02/2009	Field Test		Stage 3	8.1	2.61	5.49	3	-	-	-	-	-	-	-	-	-	-	-	-	-	-	-	-	-	-	-	-	-	-	-	-	-	-	-	-	-	-	-	-
151.1706	-23.7719	424_2.5	424	2.5	23/02/2009	Field Test		Stage 3	8.11	-0.09	8.2	4	-	-	-	-	-	-	-	-	-	-	-	-	-	-	-	-	-	-	-	-	-	-	-	-	-	-	-	-	-	-	-	-
151.1708	-23.7529	D01_0202(	SAP32	10.8-11.2	2/02/2009	EB0902110		Stage 2	7.5	-	5.5	1	-	-	-	-	-	-	-	-	-	-	-	-	-	-	-	-	-	-	-	-	-	-	-	-	-	-	-	-	-	-	-	-
151.1708	-23.7529	DR# 32 G(	SAP32	0 - 0.5	17/01/2009	ES0901087		Stage 2	-	-	-	-	-	-	-	-	-	-	-	-	-	-	-	-	-	-	-	-	-	-	-	-	-	-	-	-	-	-	-	-	-	-	-	-
151.1708	-23.7529	DR# 32 G(	SAP32	1-1.5	17/01/2009	ES0901087		Stage 2	-	-	-	-	-	-	-	-	-	-	-	-	-	-	-	-	-	-	-	-	-	-	-	-	-	-	-	-	-	-	-	-	-	-	-	-
151.1708	-23.7529	DR# 32 G(	SAP32	2-2.5	17/01/2009	ES0901087		Stage 2	-	-	-	-	-	-	-	-	-	-	-	-	-	-	-	-	-	-	-	-	-	-	-	-	-	-	-	-	-	-	-	-	-	-	-	-

									ASS Field Test				ASS																																
									pH (F)	pH Change	pH OX	Reaction Rate	Acid Neutralising Capacity	Acid Reacted Calcium	Acid Reacted Magnesium	acidity - Acid Neutralising Capacity (19A2)	acidity - Acid Reacted Calcium	acidity - Acid Reacted Magnesium	acidity - Chromium Reducible Sulfur (a-22B)	acidity - Excess Acid Neutralising Capacity	acidity - Peroxide Oxidisable Sulfur	ANC Fineness Factor	Calcium in Peroxide	Chromium Reducible Sulfur	Excess Acid Neutralising Capacity	KCl Extractable Calcium	KCl Extractable Magnesium	KCl Extractable Sulfur	Liming Rate	Magnesium in Peroxide	Net Acidity (acidity units)	Net Acidity (sulfur units)	Peroxide Oxidisable Sulfur	pH KCl	sulfidic - Acid Reacted Calcium	sulfidic - Acid Reacted Magnesium	sulfidic - Excess Acid Neutralising Capacity	sulfidic - Titratable Actual Acidity	sulfidic - Titratable Peroxide Acidity	sulfidic - Titratable Sulfidic Acidity	sulfidic-Acid Neutral	Sulfur in Peroxide	Titratable Actual Acidity	Titratable Peroxide Acidity	Titratable Sulfidic Acidity
									pH Unit	pH Units	pH Unit	Units	m H+/t	%	%	mol h+/t	mole H+/t	mole H+/t	m H+/t	mole H+/t	mole H+/t	-	%	% S	%	%	%	%	%	kg CaCO3/t	%	mole H+/t	%S	%	pH Unit	% S	%S	%S	%S	%S	%S	%S	%	mole H+/t	mole H+/t	mole H+/t
EQL									0.1		0.1	1	0.01	0.02	0.02	10	10	10	10	10	10	0.5	0.02	0.02	0.02	0.02	0.02	0.02	1	0.02	10	0.02	0.02	0.1	0.01	0.02	0.02	0.02	0.02	0.02	0.01	0.02	2	2	2
National Assessment Guidelines for Dredging- Maximum																																												
National Assessment Guidelines for Dredging- Screening																																												
QASSIT 1998 (Field Screen)									5-14	1	5-14	2																																
QASSIT 1998 (Minimum)																															18	0.03												
x coord	y coord	Field ID	Core #	Depth (m)	Date Sample	SDG	GC Borelog Approved	Purpose																																				
151.1708	-23.7529	DR# 32 G	SAP32	3-3.5	17/01/2009	ES0901087		Stage 2	-	-	-	-	-	-	-	-	-	-	-	-	-	-	-	-	-	-	-	-	-	-	-	-	-	-	-	-	-	-	-	-	-	-	-	-
151.1708	-23.7529	DR#32 G	SAP32	0 - 0.1	17/01/2009	EB0900886		Stage 2	-	-	-	-	15.6	-	-	3120	-	-	396	-	-	1.5	-	0.64	-	-	-	-	<1	-	<10	<0.02	-	8.5	-	-	-	<0.02	-	-	5.01	-	<2	-	-
151.1708	-23.7529	DR#32 G	SAP32	0.3-0.5	17/01/2009	EB0900886		Stage 2	-	-	-	-	11.8	-	-	2360	-	-	28	-	-	1.5	-	0.04	-	-	-	-	<1	-	<10	<0.02	-	9.3	-	-	-	<0.02	-	-	3.78	-	<2	-	-
151.1708	-23.7529	DR#32 G	SAP32	0.8-1	17/01/2009	EB0900886		Stage 2	-	-	-	-	16	-	-	3190	-	-	62	-	-	1.5	-	0.1	-	-	-	-	<1	-	<10	<0.02	-	9.4	-	-	-	<0.02	-	-	5.12	-	<2	-	-
151.1708	-23.7529	DR#32 G	SAP32	1.3-1.5	17/01/2009	EB0900886		Stage 2	-	-	-	-	18.8	-	-	3750	-	-	48	-	-	1.5	-	0.08	-	-	-	-	<1	-	<10	<0.02	-	9.3	-	-	-	<0.02	-	-	6.01	-	<2	-	-
151.1708	-23.7529	DR#32 G	SAP32	1.8-2	17/01/2009	EB0900886		Stage 2	-	-	-	-	12	-	-	2410	-	-	51	-	-	1.5	-	0.08	-	-	-	-	<1	-	<10	<0.02	-	9.3	-	-	-	<0.02	-	-	3.86	-	<2	-	-
151.1708	-23.7529	DR#32 G	SAP32	2.3-2.5	17/01/2009	EB0900886		Stage 2	-	-	-	-	7.67	-	-	1530	-	-	366	-	-	1.5	-	0.59	-	-	-	-	<1	-	<10	<0.02	-	8.7	-	-	-	<0.02	-	-	2.46	-	<2	-	-
151.1708	-23.7529	DR#32 G	SAP32	2.8-3	17/01/2009	EB0900886		Stage 2	-	-	-	-	12.6	-	-	2520	-	-	98	-	-	1.5	-	0.16	-	-	-	-	<1	-	<10	<0.02	-	8.9	-	-	-	<0.02	-	-	4.04	-	<2	-	-
151.1708	-23.7529	DR#32 G	SAP32	3.3-3.5	17/01/2009	EB0900886		Stage 2	-	-	-	-	2.66	-	-	533	-	-	263	-	-	1.5	-	0.42	-	-	-	-	<1	-	<10	<0.02	-	8.7	-	-	-	<0.02	-	-	0.85	-	<2	-	-
151.1708	-23.7529	DR#32-G	SAP32	0 - 0.5	17/01/2009	ES0900774		Stage 2	-	-	-	-	-	-	-	-	-	-	-	-	-	-	-	-	-	-	-	-	-	-	-	-	-	-	-	-	-	-	-	-	-	-	-	-
151.1708	-23.7529	DR#32-G	SAP32	0.5-1	17/01/2009	ES0900774		Stage 2	-	-	-	-	-	-	-	-	-	-	-	-	-	-	-	-	-	-	-	-	-	-	-	-	-	-	-	-	-	-	-	-	-	-	-	-
151.1708	-23.7529	DR#32-G	SAP32	1.5-2	17/01/2009	ES0900774		Stage 2	-	-	-	-	-	-	-	-	-	-	-	-	-	-	-	-	-	-	-	-	-	-	-	-	-	-	-	-	-	-	-	-	-	-	-	-
151.1708	-23.7529	DR#32-G	SAP32	1-1.5	17/01/2009	ES0900774		Stage 2	-	-	-	-	-	-	-	-	-	-	-	-	-	-	-	-	-	-	-	-	-	-	-	-	-	-	-	-	-	-	-	-	-	-	-	-
151.1708	-23.7529	DR#32-G	SAP32	2.5-3	17/01/2009	ES0900774		Stage 2	-	-	-	-	-	-	-	-	-	-	-	-	-	-	-	-	-	-	-	-	-	-	-	-	-	-	-	-	-	-	-	-	-	-	-	-
151.1708	-23.7529	DR#32-G	SAP32	2-2.5	17/01/2009	ES0900774		Stage 2	-	-	-	-	-	-	-	-	-	-	-	-	-	-	-	-	-	-	-	-	-	-	-	-	-	-	-	-	-	-	-	-	-	-	-	-
151.1708	-23.7529	DR#32-G	SAP32	3-3.5	17/01/2009	ES0900774		Stage 2	-	-	-	-	-	-	-	-	-	-	-	-	-	-	-	-	-	-	-	-	-	-	-	-	-	-	-	-	-	-	-	-	-	-	-	-
151.1708	-23.7529	SAP32_0.1	SAP32	0.1-0.1	17/01/2009	Field Test		Stage 2	8.06	1.89	6.17	1	-	-	-	-	-	-	-	-	-	-	-	-	-	-	-	-	-	-	-	-	-	-	-	-	-	-	-	-	-	-	-	-
151.1708	-23.7529	SAP32_0.2	SAP32	0.25-0.25	17/01/2009	Field Test		Stage 2	8.24	4.29	3.95	3	-	-	-	-	-	-	-	-	-	-	-	-	-	-	-	-	-	-	-	-	-	-	-	-	-	-	-	-	-	-	-	-
151.1708	-23.7529	SAP32_0.5	SAP32	0.5-0.5	17/01/2009	Field Test		Stage 2	8.17	2.17	6	1	-	-	-	-	-	-	-	-	-	-	-	-	-	-	-	-	-	-	-	-	-	-	-	-	-	-	-	-	-	-	-	-
151.1708	-23.7529	SAP32_0.7	SAP32	0.75-0.75	17/01/2009	Field Test		Stage 2	8.5	2.08	6.42	1	-	-	-	-	-	-	-	-	-	-	-	-	-	-	-	-	-	-	-	-	-	-	-	-	-	-	-	-	-	-	-	-
151.1708	-23.7529	SAP32_02	SAP32	10.5-10.6	2/02/2009	EB0902110		Stage 2	8.7	-	6.2	1	-	-	-	-	-	-	-	-	-	-	-	-	-	-	-	-	-	-	-	-	-	-	-	-	-	-	-	-	-	-	-	-
151.1708	-23.7529	SAP32_02	SAP32	10.8-11.2	2/02/2009	EB0902110		Stage 2	8.3	-	2.7	1	-	-	-	-	-	-	-	-	-	-	-	-	-	-	-	-	-	-	-	-	-	-	-	-	-	-	-	-	-	-	-	-
151.1708	-23.7529	SAP32_02	SAP32	11.5-11.7	2/02/2009	EB0902110		Stage 2	7.5	-	4.8	1	-	-	-	-	-	-	-	-	-	-	-	-	-	-	-	-	-	-	-	-	-	-	-	-	-	-	-	-	-	-	-	-
151.1708	-23.7529	SAP32_02	SAP32	12-12.2	2/02/2009	EB0902110		Stage 2	7.4	-	5.5	2	-	-	-	-	-	-	-	-	-	-	-	-	-	-	-	-	-	-	-	-	-	-	-	-	-	-	-	-	-	-	-	-
151.1708	-23.7529	SAP32_02	SAP32	6-6.2	2/02/2009	EB0902110		Stage 2	6.4	-	5	1	-	-	-	-	-	-	-	-	-	-	-	-	-	-	-	-	-	-	-	-	-	-	-	-	-	-	-	-	-	-	-	-
151.1708	-23.7529	SAP32_02	SAP32	6.5-6.7	2/02/2009	EB0902110		Stage 2	6.2	-	4.8	1	-	-	-	-	-	-	-	-	-	-	-	-	-	-	-	-	-	-	-	-	-	-	-	-	-	-	-	-	-	-	-	-
151.1708	-23.7529	SAP32_02	SAP32	7-7.1	2/02/2009	EB0902110		Stage 2	6.6	-	4.7	1	-	-	-	-	-	-	-	-	-	-	-	-	-	-	-	-	-	-	-	-	-	-	-	-	-	-	-	-	-	-	-	-
151.1708	-23.7529	SAP32_02	SAP32	7.5-7.6	2/02/2009	EB0902110		Stage 2	6.8	-	5.2	1	-	-	-	-	-	-	-	-	-	-	-	-	-	-	-	-	-	-	-	-	-	-	-	-	-	-	-	-	-	-	-	-
151.1708	-23.7529	SAP32_02	SAP32	8-8.1	2/02/2009	EB0902110		Stage 2	7.3	-	5.3	1	-	-	-	-	-	-	-	-	-	-	-	-	-	-	-	-	-	-	-	-	-	-	-	-	-	-	-	-	-	-	-	-
151.1708	-23.7529	SAP32_02	SAP32	8.5-8.6	2/02/2009	EB0902110		Stage 2	7.6	-	5.7	2	-	-	-	-	-	-	-	-	-	-	-	-	-	-	-	-	-	-	-	-	-	-	-	-	-	-	-	-	-	-	-	-
151.1708	-23.7529	SAP32_02	SAP32	8.9-9	2/02/2009	EB0902110		Stage 2	7.7	-	5.1	1	-	-	-	-	-	-	-	-	-	-	-	-	-	-	-	-	-	-	-	-	-	-	-	-	-	-	-	-	-	-	-	-
151.1708	-23.7529	SAP32_1	SAP32	1-1	17/01/2009	Field Test		Stage 2	8.54	2.35	6.19	2	-	-	-	-	-	-	-	-	-	-	-	-	-	-	-	-	-	-	-	-	-	-	-	-	-	-	-	-	-	-	-	-
151.1708	-23.7529	SAP32_1.2	SAP32	1.25-1.25	17/01/2009	Field Test		Stage 2	8.13	1.96	6.17	1	-	-	-	-	-	-	-	-	-	-	-	-	-	-	-	-	-	-	-	-	-	-	-	-	-	-	-	-	-	-	-	-
151.1708	-23.7529	SAP32_1.5	SAP32	1.5-1.5	17/01/2009	Field Test		Stage 2	8.15	1.9	6.25	1	-	-	-	-	-	-	-	-	-	-	-	-	-	-	-	-	-	-	-	-	-	-	-	-	-	-	-	-	-	-	-	-
151.1708	-23.7529	SAP32_1.7	SAP32	1.75-1.75	17/01/2009	Field Test		Stage 2	8.19	1.85	6.34	-	-	-	-	-	-	-	-	-	-	-	-	-	-	-	-	-	-	-	-	-	-	-	-	-	-	-	-	-	-	-	-	-
151.1708	-23.7529	SAP32_2	SAP32	2-2	17/01/2009	Field Test		Stage 2	8.21	2.46	5.75	1	-	-	-	-	-	-	-	-	-	-	-	-	-	-	-	-	-	-	-	-	-	-	-	-	-	-	-	-	-	-	-	-
151.1708	-23.7529	SAP32_2.2	SAP32	2.25-2.25	17/01/2009	Field Test		Stage 2	8.08	5.11	2.97	4	-	-	-	-	-	-	-	-	-	-	-	-	-	-	-	-	-	-	-	-	-	-	-	-	-	-	-	-	-	-	-	-
151.1708	-23.7529	SAP32_2.5	SAP32	2.5-2.5	17/01/2009	Field Test		Stage 2	7.81	5.17	2.64	4	-	-	-	-	-	-	-	-	-	-	-	-	-	-	-	-	-	-	-	-	-	-	-	-	-	-	-	-	-	-	-	-
151.1708	-23.7529	SAP32_2.7	SAP32	2.75-2.75	17/01/2009	Field Test		Stage 2	7.75	2.92	4.83	2	-	-	-	-	-	-	-	-	-	-	-	-	-	-	-	-	-	-	-	-	-	-	-	-	-	-	-	-	-	-	-	-
151.1708	-23.7529	SAP32_3	SAP32	3-3	17/01/2009	Field Test		Stage 2	7.57	1.58	5.99	2	-	-	-	-	-	-	-	-	-	-	-	-	-	-	-	-	-	-	-	-	-	-	-	-	-	-	-	-	-	-	-	-
151.1708	-23.7529	SAP32_3.2	SAP32	3.25-3.25	17/01/2009	Field Test		Stage 2	8.11	5.09	3.02	3	-	-	-	-	-	-	-	-	-	-	-	-	-	-	-	-	-	-	-	-	-	-	-	-	-	-	-	-	-	-	-	-
151.1708	-23.7529	SAP32_3.5	SAP32	3.5-3.5	17/01/2009	Field Test		Stage 2	7.76	-0.2	7.96	4	-	-	-	-	-	-	-	-	-	-	-	-	-	-	-	-	-	-	-	-	-	-	-	-	-	-	-	-	-	-	-	-
151.1708	-23.7529	SAP32_30	SAP32	3-3.2	30/01/2009	EB0902110		Stage 2	9.2	-	6.2	1	-	-	-	-	-	-	-	-	-	-	-	-	-	-	-	-	-	-	-	-	-	-	-	-	-	-	-	-	-	-	-	-
151.1708	-23.7529	SAP32_30	SAP32	3.6-3.8	30/01/2009	EB0902110		Stage 2	9.3	-	6.6	1	-	-	-	-	-	-	-	-	-	-	-	-	-	-	-	-	-	-	-	-	-	-	-	-	-	-	-	-	-	-	-	-
151.1708	-23.7529	SAP32_30	SAP32	4.5-4.7	30/01/2009	EB0902110		Stage 2	7.6	-	5.4	1	-	-	-	-	-	-	-	-	-	-	-	-	-	-	-	-	-	-	-	-	-	-	-	-	-	-	-	-	-	-	-	-
151.1708	-23.7529	SAP32_30	SAP32	5-5.2	30/01/2009	EB0902110		Stage 2	8.3	-	5.6	1	-	-	-	-	-	-	-	-	-	-	-	-	-	-	-	-	-	-	-	-	-	-	-	-	-	-	-	-	-	-	-	-
151.1708	-23.7529	SAP32_30	SAP32	5.5-5.7	30/01/2009	EB0902110		Stage 2	7.5	-	5.4	1	-	-	-	-	-	-	-	-	-	-	-	-	-	-	-	-	-	-	-	-	-	-	-	-	-	-	-	-	-	-	-	-
151.1709	-23.7786	0375	375	0 - 0.5	22/02/2009	ES0902597		Stage 3	-	-	-	-	-	-	-	-	-	-	-	-	-	-	-	-	-	-	-	-	-	-	-	-	-	-	-	-	-	-	-	-	-	-	-	-
151.1709	-23.7786	0375	375	0 - 0.5	22/02/2009	ES0902598		Stage 3	-	-	-	-	-	-	-	-	-	-	-	-	-	-	-	-	-	-	-	-	-	-	-	-	-	-	-	-	-	-	-	-	-	-	-	-
151.1709	-23.7786	0375	375	0.5-1	22/02/2009	ES0902597		Stage 3	-	-	-	-	-	-	-	-	-	-	-	-	-	-	-	-	-	-	-	-	-	-	-	-	-	-	-	-	-	-	-	-	-	-	-	-
151.1709	-23.7786	0375	375	1-1.7	22/02/2009	ES0902597		Stage 3	-	-	-	-	-	-	-	-	-	-	-	-	-	-	-	-	-	-	-	-	-	-	-	-	-	-	-	-	-	-	-	-	-	-	-	-
151.1709	-23.7786	375	375	0 - 0.1	22/02/2009	EB0903095		Stage 3	-	-	-	-	4.58	-	-	914	-	-	<10	-	-	1.5	-	<0.02	-	-	-	-	<1	-	<10	<0.02	-	8.9	-	-	-	<0.02	-	-	1.46	-	<2	-	-
151.1709	-23.7786	375	375	0.3-0.5	22/02/2009	EB0903095		Stage 3	-	-	-	-	<0.01	-	-	<10	-	-	<10	-	-	1.5	-	<0.02	-	-	-	-	<1	-	<10	<0.02	-	7.1	-	-	-	<0.02	-	-	<0.01	-	<2	-	-
151.1709	-23.7786	375	375	0.8-1	22/02/2009	EB0903095		Stage 3	-	-	-	-	-	-	-	-	-	-	<10	-	-	1.5	-	<0.02	-	-	-	-	<1	-	<10	<0.02	-	6.4	-	-	-	<0.02	-	-	-	-	<2	-	-
151.1709	-23.7786	375	375	1.3-1.5	22/02/2009	EB0903095		Stage 3	-	-	-	-	-	-	-	-	-	-	<10	-	-	1.5	-	<0.02	-	-	-	-	<1	-	<10	<0.02	-	6.4	-	-	-	<0.02	-	-	-	-	<2	-	-
151.1709	-23.7786	375_0.1	375	0.1	22/02/2009	Field Test		Stage 3	8.48	2.34	6.14	-	-	-	-	-	-	-	-	-	-	-	-	-	-	-	-	-	-	-	-	-	-	-	-	-	-	-	-	-	-	-	-	-
151.1709	-23.7786	375_0.25	375	0.25	22/02/2009	Field Test		Stage 3	8.22	2.5	5.72	-	-	-	-	-	-	-	-	-	-	-	-	-	-	-	-	-	-	-	-	-	-	-	-	-	-	-	-	-	-	-	-	-
151.1709	-23.7786	375_0.5	375	0.5	22/02/2009	Field Test		Stage 3	7.24	1.86	5.38	-	-	-	-	-	-	-	-	-	-	-	-	-	-	-	-	-	-	-	-	-	-	-	-	-	-	-	-	-	-	-	-	-
151.1709	-23.7786	375_0.75	375	0.75	22/02/2009	Field Test		Stage 3	7.17	1.77	5.4	-	-	-	-	-	-	-	-	-	-	-	-	-	-	-	-	-	-	-	-	-	-	-	-	-	-	-	-	-	-	-	-	-
151.1709	-23.7786	375_1	375	1	22/02/2009	Field Test		Stage 3	7.09	1.68	5.41	-	-	-	-	-	-	-	-	-	-	-	-	-	-	-	-	-	-	-	-	-	-	-	-	-	-	-	-	-	-	-	-	-
151.1709	-23.7786	375_1.25	375	1.25	22/02/2009	Field Test		Stage 3	7.25	1.81	5.44	-	-	-	-	-	-	-	-	-	-	-	-	-	-	-	-	-	-	-	-	-	-	-	-	-	-	-	-	-	-	-	-	-
151.1709	-23.7786	375_1.5	375	1.5	22/02/2009	Field Test		Stage 3	7.21	1.81	5.4	-	-	-	-	-	-	-	-	-	-	-	-	-	-	-	-	-	-	-	-	-	-	-	-	-	-	-	-	-	-	-	-	-
151.1709	-23.7786	375_1.7	375	1.7	22/02/2009	Field Test		Stage 3	7.36	1.87	5.49	-	-	-	-	-	-	-	-	-	-	-	-	-	-	-	-	-	-	-	-	-	-	-	-	-	-	-	-	-	-	-	-	-
151.171	-23.775	0367	367	0 - 0.5	23/02/2009	ES0902674		Stage 3	-	-	-	-	-	-	-	-	-	-	-	-	-	-	-	-	-	-	-	-	-	-	-	-	-	-	-	-	-	-	-	-	-	-	-	-
151.171	-23.775	0367	367	0.5-1	23/02/2009	ES0902674		Stage 3	-	-	-	-	-	-	-	-	-	-	-	-	-	-	-	-	-	-	-	-	-	-	-	-	-	-	-	-	-	-	-	-	-	-	-	-
151.171	-23.775	0367	367	1.5-2	23/02/2009	ES0902674		Stage 3	-	-	-	-	-	-	-	-	-	-	-	-	-	-	-	-	-	-	-	-	-	-	-	-	-	-	-	-	-	-	-	-	-	-	-	-
151.171	-23.775	0367	367	1-1.5	23/02/2009	ES0902674		Stage 3	-	-	-	-	-	-	-	-	-	-	-	-	-	-	-	-	-	-	-	-	-	-	-	-	-	-	-	-	-	-	-	-	-	-	-	-
151.171	-23.775	0367	367	2-3	23/02/2009	ES0902674		Stage 3	-	-	-	-	-	-	-	-	-	-	-	-	-	-	-	-	-	-	-	-	-	-	-	-	-	-	-	-	-	-	-	-	-	-	-	-
151.171	-23.775	0367	367	3-4	23/02/2009	ES0902674		Stage 3	-	-	-	-	-	-	-	-	-	-	-	-	-	-	-	-	-	-	-	-	-	-	-	-	-	-	-	-	-	-	-	-	-	-	-	-
151.171	-23.775	0367	367	4-5.5	23/02/2009	ES0902674		Stage 3	-	-	-	-	-	-	-	-	-	-	-	-	-	-	-	-	-	-	-	-	-	-	-	-	-	-	-	-	-	-	-	-	-	-	-	-
151.171	-23.775	367	367	0 - 0.1	23/02/2009	EB0903095		Stage 3	-	-	-	-	8.35	-	-	1670	-	-	<10	-	-	1.5	-	<0.02	-	-	-	-	<1	-	<10	<0.02	-	8.8	-	-	-	<0.02	-	-	2.67	-	<2	-	-
151.171	-23.775	367	367	0 - 0.5	23/02/2009	ES0903492		Stage 3	-	-	-	-	-	-	-	-	-	-	-	-	-	-	-	-	-	-	-	-	-	-	-	-	-	-	-	-	-	-	-	-	-	-	-	-
151.171	-23.775	367	367	0.3-0.5	23/02/2009	EB0903095		Stage 3	-	-	-	-	0.88	-	-	175	-	-	<10	-	-	1.5	-	<0.02	-	-	-	-	<1	-	<10	<0.02	-	8.6	-	-	-	<0.02	-	-	0.28	-	<2	-	-
151.171	-23.775	367	367	0.8-1	23/02/2009	EB0903095		Stage 3	-	-	-	-	1.52	-	-	305	-	-	<10	-	-	1.5	-	<0.02	-	-	-	-	<1	-	<10	<0.02	-	8.5	-	-	-	<0.02	-	-	0.49	-	<2	-	-
151.171	-23.775	367	367	1.3-1.5	23/02/2009	EB0903095		Stage 3	-	-	-	-	1.28	-	-	255	-	-	<10	-	-	1.5	-	<0.02	-	-	-	-	<1	-	<10	<0.02	-	8.6	-	-	-	<0.02	-	-	0.41	-	<2	-	-
151.171	-23.775	367	367	1.8-2	23/02/2009	EB0903095		Stage 3	-	-	-	-	1.35	-	-	270	-	-	<10	-	-	1.5	-	<0.02	-	-	-	-	<1	-	<10	<0.02	-	8.5	-	-	-	<0.02	-	-	0.43	-	<2	-	-
151.171	-23.775	367	367	2.8-3	23/02/2009	EB0903095		Stage 3	-	-	-	-	0.75	-	-	150	-	-	<10	-	-	1.5	-	<0.02	-	-	-	-	<1	-	<10	<0.02	-	8.6	-	-	-	<0.02	-	-	0.24	-	<2	-	-
151.171	-23.775	367	367	3.8-4	23/02/2009	EB0903095		Stage 3	-	-	-	-	1.62	-	-	325	-	-	<10	-	-	1.5	-	<0.02	-	-	-	-	<1	-	<10	<0.02	-	8.5	-	-	-	<0.02	-	-	0.52	-	<2	-	-
151.171	-23.775	367	367	4.8-5	23/02/2009	EB0903095		Stage 3	-	-	-	-	1.3	-	-	260	-	-	<10	-	-	1.5	-	<0.02	-	-	-	-	<1	-	<10	<0.02	-	8.5	-	-	-	<0.02	-	-	0.42	-	<2	-	-
151.171	-23.775	367	367	5.3-5.5	23/02/2009	EB0903095		Stage 3	-	-	-	-	0.32	-	-	65	-	-	<10	-	-	1.5	-	<0.02	-	-	-	-	<1	-	<10	<0.02	-	8.4	-	-	-	<0.02	-	-	0.1	-	<2	-	-
151.171	-23.775	367_0.1	367	0.1	23/02/2009	Field Test		Stage 3	8.76	2.76	6	-	-	-	-	-	-	-	-	-	-	-	-	-	-	-	-	-	-	-	-	-	-	-	-	-	-	-	-	-	-	-	-	-
151.171	-23.775	367_0.25	367	0.25	23/02/2009	Field Test		Stage 3	8.43	2.39	6.04	-	-	-	-	-	-	-	-	-	-	-	-	-	-	-	-	-	-	-	-	-	-	-	-	-	-	-	-	-	-	-	-	-
151.171	-23.775	367_0.5	367	0.5	23/02/2009	Field Test		Stage 3	8.59	2.7	5.89	2	-	-	-	-	-	-	-	-	-	-	-	-	-	-	-	-	-	-	-	-	-	-	-	-	-	-	-	-	-	-	-	-
151.171	-23.775	367_0.75	367	0.75	23/02/2009	Field Test		Stage 3	8.76	6.01	2.75	3	-	-	-	-	-	-	-	-	-	-	-	-	-	-	-	-	-	-	-	-	-	-	-	-	-	-	-	-	-	-	-	-
151.171	-23.775	367_1	367	1	23/02/2009	Field Test		Stage 3	8.09	3.85	4.24	1	-	-	-	-	-	-	-	-	-	-	-	-	-	-	-	-	-	-	-	-	-	-	-	-	-	-	-	-	-	-	-	-
151.171	-23.775	367_1.25	367	1.25	23/02/2009	Field Test		Stage 3	8.53	5.83	2.7	3	-	-	-	-	-	-	-	-	-	-	-	-	-	-	-	-	-	-	-	-	-	-	-	-	-	-	-	-	-	-	-	-
151.171	-23.775	367_1.5	367	1.5	23/02/2009	Field Test		Stage 3	8.44	5.03	3.41	1	-	-	-	-	-	-	-	-	-	-	-	-	-	-	-	-	-	-	-	-	-	-	-	-	-	-	-	-	-	-	-	-
151.171	-23.775	367_1.75	367	1.75	23/02/2009	Field Test		Stage 3	8.73	5.5	3.23	1	-	-	-	-	-	-	-	-	-	-	-	-	-	-	-	-	-	-	-	-	-	-	-	-	-	-	-	-	-	-	-	-
151.171	-23.775	367_2	367	2	23/02/2009	Field Test		Stage 3	8.75	1	7.75	4	-	-	-	-	-	-	-	-	-	-	-	-	-	-	-	-	-	-	-	-	-	-	-	-	-	-	-	-	-	-	-	-
151.171	-23.775	367_2.25	367	2.25	23/02/2009	Field Test		Stage 3	8.4	4.09	4.31	2	-	-	-	-	-	-	-	-	-	-	-	-	-	-	-	-	-	-	-	-	-	-	-	-	-	-	-	-	-	-	-	-
151.171	-23.775	367_2.5	367	2.5	23/02/2009	Field Test		Stage 3	8.09	3.27	4.82	1	-	-	-	-	-	-	-	-	-	-	-	-	-	-	-	-	-	-	-	-	-	-	-	-	-	-	-	-	-	-	-	-
151.171	-23.775	367_2.75	367	2.75	23/02/2009	Field Test		Stage 3	8.26	2.35	5.91	1	-	-	-	-	-	-	-	-	-	-	-	-	-	-	-	-	-	-	-	-	-	-	-	-	-	-	-	-	-	-	-	-
151.171	-23.775	367_3	367	3	23/02/2009	Field Test		Stage 3	8.74	5.93	2.81	1	-	-	-	-	-	-	-	-	-	-	-	-	-	-	-	-	-	-	-	-	-	-	-	-	-	-	-	-	-	-	-	-
151.171	-23.775	367_3.25	367	3.25	23/02/2009	Field Test		Stage 3	8.34	6.21	2.13	1	-	-	-	-	-	-	-	-	-	-	-	-	-	-	-	-	-	-	-	-	-	-	-	-	-	-	-	-	-	-	-	-
151.171	-23.775	367_3.5	367	3.5	23/02/2009	Field Test		Stage 3	8.43	5.9	2.53	2	-	-	-	-	-	-	-	-	-	-	-	-	-	-	-	-	-	-	-	-	-	-	-	-	-	-	-	-	-	-	-	-
151.171	-23.775	367_3.75	367	3.75	23/02/2009	Field Test		Stage 3	8.35	5.16	3.19	3	-	-	-	-	-	-	-	-	-	-	-	-	-	-	-	-	-	-	-	-	-	-	-	-	-	-	-	-	-	-	-	-
151.171	-23.775	367_4	367	4	23/02/2009	Field Test		Stage 3	8.2	2.5	5.7	2	-	-	-	-	-	-	-	-	-	-	-	-	-	-	-	-	-	-	-	-	-	-	-	-	-	-	-	-	-	-	-	-
151.171	-23.775	367_4.25	367	4.25	23/02/2009	Field Test		Stage 3	8.46	6.28	2.18	2	-	-	-	-	-	-	-	-	-	-	-	-	-	-	-	-	-	-	-	-	-	-	-	-	-	-	-	-	-	-	-	-

									ASS Field Test				ASS																														
									pH (F)	pH Change	pH OX	Reaction Rate	Acid Neutralising Capacity	Acid Reacted Calcium	Acid Reacted Magnesium	acidity - Acid Neutralising Capacity (19A2)	acidity - Acid Reacted Calcium	acidity - Acid Reacted Magnesium	acidity - Chromium Reducible Sulfur (a-22B)	acidity - Excess Acid Neutralising Capacity	acidity - Peroxide Oxidisable Sulfur	ANC Fineness Factor	Calcium in Peroxide	Chromium Reducible Sulfur	Excess Acid Neutralising Capacity	KCl Extractable Calcium	KCl Extractable Magnesium	KCl Extractable Sulfur	Liming Rate	Magnesium in Peroxide	Net Acidity (acidity units)	Net Acidity (sulfur units)	Peroxide Oxidisable Sulfur	pH KCl	sulfidic - Acid Reacted Calcium	sulfidic - Acid Reacted Magnesium	sulfidic - Excess Acid Neutralising Capacity	sulfidic - Titratable Actual Acidity	sulfidic - Titratable Peroxide Acidity	sulfidic - Titratable Sulfide Acidity	sulfidic-Acid Neutral	Sulfur in Peroxide	Titratable Actual Acidity	Titratable Peroxide Acidity	Titratable Sulfidic Acidity
									pH Unit	pH Units	pH Unit	Units	m H+/t	%	%	mol h+/t	mole H+/t	mole H+/t	m H+/t	mole H+/t	mole H+/t	-	%	% S	%	%	%	%	kg CaCO3/t	%	mole H+/t	%S	%	pH Unit	% S	%S	%S	%S	%S	%S	%S	%	mole H+/t	mole H+/t	mole H+/t
EQL									0.1		0.1	1	0.01	0.02	0.02	10	10	10	10	10	10	0.5	0.02	0.02	0.02	0.02	0.02	0.02	1	0.02	10	0.02	0.02	0.1	0.01	0.02	0.02	0.02	0.02	0.02	0.01	0.02	2	2	2
National Assessment Guidelines for Dredging- Maximum																																											
National Assessment Guidelines for Dredging- Screening																																											
QASSIT 1998 (Field Screen)									5-14	1	5-14	2																															
QASSIT 1998 (Minimum)																															18	0.03											
x coord	**y coord**	**Field ID**	**Core #**	**Depth (m)**	**Date Sample**	**SDG**	**GC Borelog Approved**	**Purpose**																																			
151.171	-23.775	367_4.5	367	4.5	23/02/2009	Field Test		Stage 3	8.49	5.59	2.9	2	-	-	-	-	-	-	-	-	-	-	-	-	-	-	-	-	-	-	-	-	-	-	-	-	-	-	-	-	-	-	-
151.171	-23.775	367_4.75	367	4.75	23/02/2009	Field Test		Stage 3	8.5	5.91	2.59	3	-	-	-	-	-	-	-	-	-	-	-	-	-	-	-	-	-	-	-	-	-	-	-	-	-	-	-	-	-	-	-
151.171	-23.775	367_5	367	5	23/02/2009	Field Test		Stage 3	8.36	2.06	6.3	3	-	-	-	-	-	-	-	-	-	-	-	-	-	-	-	-	-	-	-	-	-	-	-	-	-	-	-	-	-	-	-
151.171	-23.775	367_5.25	367	5.25	23/02/2009	Field Test		Stage 3	8.76	6.22	2.54	2	-	-	-	-	-	-	-	-	-	-	-	-	-	-	-	-	-	-	-	-	-	-	-	-	-	-	-	-	-	-	-
151.171	-23.775	367_5.5	367	5.5	23/02/2009	Field Test		Stage 3	8.73	6.55	2.18	2	-	-	-	-	-	-	-	-	-	-	-	-	-	-	-	-	-	-	-	-	-	-	-	-	-	-	-	-	-	-	-
151.171	-23.7664	0348	348	0 - 0.5	23/02/2009	ES0902674		Stage 2	-	-	-	-	-	-	-	-	-	-	-	-	-	-	-	-	-	-	-	-	-	-	-	-	-	-	-	-	-	-	-	-	-	-	-
151.171	-23.7664	0348	348	0.5-1	23/02/2009	ES0902674		Stage 2	-	-	-	-	-	-	-	-	-	-	-	-	-	-	-	-	-	-	-	-	-	-	-	-	-	-	-	-	-	-	-	-	-	-	-
151.171	-23.7664	0348	348	1.5-2	23/02/2009	ES0902674		Stage 2	-	-	-	-	-	-	-	-	-	-	-	-	-	-	-	-	-	-	-	-	-	-	-	-	-	-	-	-	-	-	-	-	-	-	-
151.171	-23.7664	0348	348	1-1.5	23/02/2009	ES0902674		Stage 2	-	-	-	-	-	-	-	-	-	-	-	-	-	-	-	-	-	-	-	-	-	-	-	-	-	-	-	-	-	-	-	-	-	-	-
151.171	-23.7664	0348	348	2-3	23/02/2009	ES0902674		Stage 2	-	-	-	-	-	-	-	-	-	-	-	-	-	-	-	-	-	-	-	-	-	-	-	-	-	-	-	-	-	-	-	-	-	-	-
151.171	-23.7664	0348	348	3-4	23/02/2009	ES0902674		Stage 2	-	-	-	-	-	-	-	-	-	-	-	-	-	-	-	-	-	-	-	-	-	-	-	-	-	-	-	-	-	-	-	-	-	-	-
151.171	-23.7664	0348	348	4-5.5	23/02/2009	ES0902674		Stage 2	-	-	-	-	-	-	-	-	-	-	-	-	-	-	-	-	-	-	-	-	-	-	-	-	-	-	-	-	-	-	-	-	-	-	-
151.171	-23.7664	348	348	0 - 0.1	23/02/2009	EB0903095		Stage 2	-	-	-	-	1.68	-	-	335	-	-	<10	-	-	1.5	-	<0.02	-	-	-	-	<1	-	<10	<0.02	-	9	-	-	-	<0.02	-	-	0.54	-	<2	-	-
151.171	-23.7664	348	348	0 - 0.5	23/02/2009	ES0903492		Stage 2	-	-	-	-	-	-	-	-	-	-	-	-	-	-	-	-	-	-	-	-	-	-	-	-	-	-	-	-	-	-	-	-	-	-	-
151.171	-23.7664	348	348	0.3-0.5	23/02/2009	EB0903095		Stage 2	-	-	-	-	2.08	-	-	415	-	-	<10	-	-	1.5	-	<0.02	-	-	-	-	<1	-	<10	<0.02	-	8.7	-	-	-	<0.02	-	-	0.66	-	<2	-	-
151.171	-23.7664	348	348	0.8-1	23/02/2009	EB0903095		Stage 2	-	-	-	-	1.82	-	-	365	-	-	<10	-	-	1.5	-	<0.02	-	-	-	-	<1	-	<10	<0.02	-	8.5	-	-	-	<0.02	-	-	0.58	-	<2	-	-
151.171	-23.7664	348	348	1.3-1.5	23/02/2009	EB0903095		Stage 2	-	-	-	-	1.22	-	-	245	-	-	<10	-	-	1.5	-	<0.02	-	-	-	-	<1	-	<10	<0.02	-	8.5	-	-	-	<0.02	-	-	0.39	-	<2	-	-
151.171	-23.7664	348	348	1.8-2	23/02/2009	EB0903095		Stage 2	-	-	-	-	0.82	-	-	165	-	-	<10	-	-	1.5	-	<0.02	-	-	-	-	<1	-	<10	<0.02	-	8.5	-	-	-	<0.02	-	-	0.26	-	<2	-	-
151.171	-23.7664	348	348	2.8-3	23/02/2009	EB0903095		Stage 2	-	-	-	-	1.2	-	-	240	-	-	<10	-	-	1.5	-	<0.02	-	-	-	-	<1	-	<10	<0.02	-	8.5	-	-	-	<0.02	-	-	0.38	-	<2	-	-
151.171	-23.7664	348	348	3.8-4	23/02/2009	EB0903095		Stage 2	-	-	-	-	2.18	-	-	435	-	-	<10	-	-	1.5	-	<0.02	-	-	-	-	<1	-	<10	<0.02	-	8.5	-	-	-	<0.02	-	-	0.7	-	<2	-	-
151.171	-23.7664	348	348	4.8-5	23/02/2009	EB0903095		Stage 2	-	-	-	-	1.25	-	-	250	-	-	<10	-	-	1.5	-	<0.02	-	-	-	-	<1	-	<10	<0.02	-	8.4	-	-	-	<0.02	-	-	0.4	-	<2	-	-
151.171	-23.7664	348_0.1	348	0.1	23/02/2009	Field Test		Stage 2	8.66	2.88	5.78	4	-	-	-	-	-	-	-	-	-	-	-	-	-	-	-	-	-	-	-	-	-	-	-	-	-	-	-	-	-	-	-
151.171	-23.7664	348_0.25	348	0.25	23/02/2009	Field Test		Stage 2	8.84	6.54	2.3	4	-	-	-	-	-	-	-	-	-	-	-	-	-	-	-	-	-	-	-	-	-	-	-	-	-	-	-	-	-	-	-
151.171	-23.7664	348_0.5	348	0.5	23/02/2009	Field Test		Stage 2	8.66	6.99	1.67	4	-	-	-	-	-	-	-	-	-	-	-	-	-	-	-	-	-	-	-	-	-	-	-	-	-	-	-	-	-	-	-
151.171	-23.7664	348_0.75	348	0.75	23/02/2009	Field Test		Stage 2	8.59	1.68	6.91	4	-	-	-	-	-	-	-	-	-	-	-	-	-	-	-	-	-	-	-	-	-	-	-	-	-	-	-	-	-	-	-
151.171	-23.7664	348_1	348	1	23/02/2009	Field Test		Stage 2	8.8	2.07	6.73	4	-	-	-	-	-	-	-	-	-	-	-	-	-	-	-	-	-	-	-	-	-	-	-	-	-	-	-	-	-	-	-
151.171	-23.7664	348_1.25	348	1.25	23/02/2009	Field Test		Stage 2	8.65	4.16	4.49	4	-	-	-	-	-	-	-	-	-	-	-	-	-	-	-	-	-	-	-	-	-	-	-	-	-	-	-	-	-	-	-
151.171	-23.7664	348_1.5	348	1.5	23/02/2009	Field Test		Stage 2	8.19	6.71	1.48	4	-	-	-	-	-	-	-	-	-	-	-	-	-	-	-	-	-	-	-	-	-	-	-	-	-	-	-	-	-	-	-
151.171	-23.7664	348_1.75	348	1.75	23/02/2009	Field Test		Stage 2	8.8	5.97	2.83	4	-	-	-	-	-	-	-	-	-	-	-	-	-	-	-	-	-	-	-	-	-	-	-	-	-	-	-	-	-	-	-
151.171	-23.7664	348_2	348	2	23/02/2009	Field Test		Stage 2	8.77	4.34	4.43	4	-	-	-	-	-	-	-	-	-	-	-	-	-	-	-	-	-	-	-	-	-	-	-	-	-	-	-	-	-	-	-
151.171	-23.7664	348_2.25	348	2.25	23/02/2009	Field Test		Stage 2	8.54	6.51	2.03	4	-	-	-	-	-	-	-	-	-	-	-	-	-	-	-	-	-	-	-	-	-	-	-	-	-	-	-	-	-	-	-
151.171	-23.7664	348_2.5	348	2.5	23/02/2009	Field Test		Stage 2	8.83	5.86	2.97	4	-	-	-	-	-	-	-	-	-	-	-	-	-	-	-	-	-	-	-	-	-	-	-	-	-	-	-	-	-	-	-
151.171	-23.7664	348_2.75	348	2.75	23/02/2009	Field Test		Stage 2	8.62	5.43	3.19	4	-	-	-	-	-	-	-	-	-	-	-	-	-	-	-	-	-	-	-	-	-	-	-	-	-	-	-	-	-	-	-
151.171	-23.7664	348_3	348	3	23/02/2009	Field Test		Stage 2	8.89	6.3	2.59	4	-	-	-	-	-	-	-	-	-	-	-	-	-	-	-	-	-	-	-	-	-	-	-	-	-	-	-	-	-	-	-
151.171	-23.7664	348_3.25	348	3.25	23/02/2009	Field Test		Stage 2	8.53	6.99	1.54	4	-	-	-	-	-	-	-	-	-	-	-	-	-	-	-	-	-	-	-	-	-	-	-	-	-	-	-	-	-	-	-
151.171	-23.7664	348_3.5	348	3.5	23/02/2009	Field Test		Stage 2	8.54	6.77	1.77	4	-	-	-	-	-	-	-	-	-	-	-	-	-	-	-	-	-	-	-	-	-	-	-	-	-	-	-	-	-	-	-
151.171	-23.7664	348_3.75	348	3.75	23/02/2009	Field Test		Stage 2	8.7	6.7	2	4	-	-	-	-	-	-	-	-	-	-	-	-	-	-	-	-	-	-	-	-	-	-	-	-	-	-	-	-	-	-	-
151.171	-23.7664	348_4	348	4	23/02/2009	Field Test		Stage 2	8.78	6.53	2.25	4	-	-	-	-	-	-	-	-	-	-	-	-	-	-	-	-	-	-	-	-	-	-	-	-	-	-	-	-	-	-	-
151.171	-23.7664	348_4.25	348	4.25	23/02/2009	Field Test		Stage 2	8.41	6.3	2.11	4	-	-	-	-	-	-	-	-	-	-	-	-	-	-	-	-	-	-	-	-	-	-	-	-	-	-	-	-	-	-	-
151.171	-23.7664	348_4.5	348	4.5	23/02/2009	Field Test		Stage 2	8.66	5.12	3.54	4	-	-	-	-	-	-	-	-	-	-	-	-	-	-	-	-	-	-	-	-	-	-	-	-	-	-	-	-	-	-	-
151.171	-23.7664	348_4.75	348	4.75	23/02/2009	Field Test		Stage 2	8.74	6.7	2.04	4	-	-	-	-	-	-	-	-	-	-	-	-	-	-	-	-	-	-	-	-	-	-	-	-	-	-	-	-	-	-	-
151.171	-23.7664	348_5	348	5	23/02/2009	Field Test		Stage 2	8.81	6.93	1.88	4	-	-	-	-	-	-	-	-	-	-	-	-	-	-	-	-	-	-	-	-	-	-	-	-	-	-	-	-	-	-	-
151.171	-23.7664	348_5.25	348	5.25	23/02/2009	Field Test		Stage 2	8.71	6.42	2.29	4	-	-	-	-	-	-	-	-	-	-	-	-	-	-	-	-	-	-	-	-	-	-	-	-	-	-	-	-	-	-	-
151.171	-23.7664	348_5.5	348	5.5	23/02/2009	Field Test		Stage 2	8.74	6.77	1.97	4	-	-	-	-	-	-	-	-	-	-	-	-	-	-	-	-	-	-	-	-	-	-	-	-	-	-	-	-	-	-	-
151.1711	-23.7565	326	326	0 - 0.1	28/02/2009	EB0903447		Stage 2	-	-	-	-	10	-	-	2000	-	-	42	-	-	1.5	-	0.07	-	-	-	-	<1	-	<10	<0.02	-	9.1	3.2	-	-	<0.02	-	-	-	-	<2	-	-
151.1711	-23.7565	326	326	0 - 0.5	28/02/2009	ES0902972		Stage 2	-	-	-	-	-	-	-	-	-	-	-	-	-	-	-	-	-	-	-	-	-	-	-	-	-	-	-	-	-	-	-	-	-	-	-
151.1711	-23.7565	326	326	0 - 0.5	28/02/2009	ES0903492		Stage 2	-	-	-	-	-	-	-	-	-	-	-	-	-	-	-	-	-	-	-	-	-	-	-	-	-	-	-	-	-	-	-	-	-	-	-
151.1711	-23.7565	326	326	0.3-0.5	28/02/2009	EB0903447		Stage 2	-	-	-	-	15.9	-	-	3170	-	-	71	-	-	1.5	-	0.11	-	-	-	-	<1	-	<10	<0.02	-	9.1	5.08	-	-	<0.02	-	-	-	-	<2	-	-
151.1711	-23.7565	326	326	0.5-1	28/02/2009	ES0902972		Stage 2	-	-	-	-	-	-	-	-	-	-	-	-	-	-	-	-	-	-	-	-	-	-	-	-	-	-	-	-	-	-	-	-	-	-	-
151.1711	-23.7565	326	326	0.8-1	28/02/2009	EB0903447		Stage 2	-	-	-	-	10.4	-	-	2070	-	-	111	-	-	1.5	-	0.18	-	-	-	-	<1	-	<10	<0.02	-	9.2	3.32	-	-	<0.02	-	-	-	-	<2	-	-
151.1711	-23.7565	326	326	1.3-1.5	28/02/2009	EB0903447		Stage 2	-	-	-	-	7.78	-	-	1560	-	-	116	-	-	1.5	-	0.18	-	-	-	-	<1	-	<10	<0.02	-	8.9	2.49	-	-	<0.02	-	-	-	-	<2	-	-
151.1711	-23.7565	326	326	1.5-2	28/02/2009	ES0902972		Stage 2	-	-	-	-	-	-	-	-	-	-	-	-	-	-	-	-	-	-	-	-	-	-	-	-	-	-	-	-	-	-	-	-	-	-	-
151.1711	-23.7565	326	326	1.8-2	28/02/2009	EB0903447		Stage 2	-	-	-	-	18.1	-	-	3610	-	-	846	-	-	1.5	-	1.36	-	-	-	-	<1	-	<10	<0.02	-	8.7	5.79	-	-	<0.02	-	-	-	-	<2	-	-
151.1711	-23.7565	326	326	2.3-2.5	28/02/2009	EB0903447		Stage 2	-	-	-	-	8.18	-	-	1630	-	-	113	-	-	1.5	-	0.18	-	-	-	-	<1	-	<10	<0.02	-	9.2	2.62	-	-	<0.02	-	-	-	-	<2	-	-
151.1711	-23.7565	326	326	2.8-3	28/02/2009	EB0903447		Stage 2	-	-	-	-	5.26	-	-	1050	-	-	160	-	-	1.5	-	0.26	-	-	-	-	<1	-	<10	<0.02	-	9	1.69	-	-	<0.02	-	-	-	-	<2	-	-
151.1711	-23.7565	326	326	2-3	28/02/2009	ES0902972		Stage 2	-	-	-	-	-	-	-	-	-	-	-	-	-	-	-	-	-	-	-	-	-	-	-	-	-	-	-	-	-	-	-	-	-	-	-
151.1711	-23.7565	326	326	3.3-3.5	28/02/2009	EB0903447		Stage 2	-	-	-	-	0.22	-	-	45	-	-	<10	-	-	1.5	-	<0.02	-	-	-	-	<1	-	<10	<0.02	-	7.5	0.07	-	-	<0.02	-	-	-	-	<2	-	-
151.1711	-23.7565	326	326	3.8-4.1	28/02/2009	EB0903447		Stage 2	-	-	-	-	0.32	-	-	64	-	-	<10	-	-	1.5	-	<0.02	-	-	-	-	<1	-	<10	<0.02	-	7.7	0.1	-	-	<0.02	-	-	-	-	<2	-	-
151.1711	-23.7565	326	326	3-3.5	28/02/2009	ES0903492		Stage 2	-	-	-	-	-	-	-	-	-	-	-	-	-	-	-	-	-	-	-	-	-	-	-	-	-	-	-	-	-	-	-	-	-	-	-
151.1711	-23.7565	326	326	3-4.1	28/02/2009	ES0902972		Stage 2	-	-	-	-	-	-	-	-	-	-	-	-	-	-	-	-	-	-	-	-	-	-	-	-	-	-	-	-	-	-	-	-	-	-	-
151.1711	-23.7565	326_0.1	326	0.1	28/02/2009	Field Test		Stage 2	8.53	2.61	5.92	-	-	-	-	-	-	-	-	-	-	-	-	-	-	-	-	-	-	-	-	-	-	-	-	-	-	-	-	-	-	-	-
151.1711	-23.7565	326_0.25	326	0.25	28/02/2009	Field Test		Stage 2	9.11	3.14	5.97	-	-	-	-	-	-	-	-	-	-	-	-	-	-	-	-	-	-	-	-	-	-	-	-	-	-	-	-	-	-	-	-
151.1711	-23.7565	326_0.5	326	0.5	28/02/2009	Field Test		Stage 2	8.38	2.56	5.82	-	-	-	-	-	-	-	-	-	-	-	-	-	-	-	-	-	-	-	-	-	-	-	-	-	-	-	-	-	-	-	-
151.1711	-23.7565	326_0.75	326	0.75	28/02/2009	Field Test		Stage 2	8.4	5.92	2.48	-	-	-	-	-	-	-	-	-	-	-	-	-	-	-	-	-	-	-	-	-	-	-	-	-	-	-	-	-	-	-	-
151.1711	-23.7565	326_1	326	1	28/02/2009	Field Test		Stage 2	8.24	6.63	1.61	-	-	-	-	-	-	-	-	-	-	-	-	-	-	-	-	-	-	-	-	-	-	-	-	-	-	-	-	-	-	-	-
151.1711	-23.7565	326_1.25	326	1.25	28/02/2009	Field Test		Stage 2	7.13	1.24	5.89	-	-	-	-	-	-	-	-	-	-	-	-	-	-	-	-	-	-	-	-	-	-	-	-	-	-	-	-	-	-	-	-
151.1711	-23.7565	326_1.5	326	1.5	28/02/2009	Field Test		Stage 2	8.56	2.75	5.81	-	-	-	-	-	-	-	-	-	-	-	-	-	-	-	-	-	-	-	-	-	-	-	-	-	-	-	-	-	-	-	-
151.1711	-23.7565	326_1.75	326	1.75	28/02/2009	Field Test		Stage 2	8.4	3.14	5.26	-	-	-	-	-	-	-	-	-	-	-	-	-	-	-	-	-	-	-	-	-	-	-	-	-	-	-	-	-	-	-	-
151.1711	-23.7565	326_2	326	2	28/02/2009	Field Test		Stage 2	7.67	5.62	2.05	3	-	-	-	-	-	-	-	-	-	-	-	-	-	-	-	-	-	-	-	-	-	-	-	-	-	-	-	-	-	-	-
151.1711	-23.7565	326_2.25	326	2.25	28/02/2009	Field Test		Stage 2	7.54	1.54	6	-	-	-	-	-	-	-	-	-	-	-	-	-	-	-	-	-	-	-	-	-	-	-	-	-	-	-	-	-	-	-	-
151.1711	-23.7565	326_2.5	326	2.5	28/02/2009	Field Test		Stage 2	8.28	2.15	6.13	-	-	-	-	-	-	-	-	-	-	-	-	-	-	-	-	-	-	-	-	-	-	-	-	-	-	-	-	-	-	-	-
151.1711	-23.7565	326_2.75	326	2.75	28/02/2009	Field Test		Stage 2	8.24	6.41	1.83	-	-	-	-	-	-	-	-	-	-	-	-	-	-	-	-	-	-	-	-	-	-	-	-	-	-	-	-	-	-	-	-
151.1711	-23.7565	326_3	326	3	28/02/2009	Field Test		Stage 2	9.22	2.96	6.26	-	-	-	-	-	-	-	-	-	-	-	-	-	-	-	-	-	-	-	-	-	-	-	-	-	-	-	-	-	-	-	-
151.1711	-23.7565	326_3.25	326	3.25	28/02/2009	Field Test		Stage 2	8.89	3.1	5.79	-	-	-	-	-	-	-	-	-	-	-	-	-	-	-	-	-	-	-	-	-	-	-	-	-	-	-	-	-	-	-	-
151.1711	-23.7565	326_3.5	326	3.5	28/02/2009	Field Test		Stage 2	7.15	1.55	5.6	-	-	-	-	-	-	-	-	-	-	-	-	-	-	-	-	-	-	-	-	-	-	-	-	-	-	-	-	-	-	-	-
151.1711	-23.7565	326_3.75	326	3.75	28/02/2009	Field Test		Stage 2	7.28	1.85	5.43	-	-	-	-	-	-	-	-	-	-	-	-	-	-	-	-	-	-	-	-	-	-	-	-	-	-	-	-	-	-	-	-
151.1711	-23.7565	326_4	326	4	28/02/2009	Field Test		Stage 2	7.1	1.72	5.38	-	-	-	-	-	-	-	-	-	-	-	-	-	-	-	-	-	-	-	-	-	-	-	-	-	-	-	-	-	-	-	-
151.1711	-23.7565	D01_2802	326	0.5-1	28/02/2009	ES0902972		Stage 2	-	-	-	-	-	-	-	-	-	-	-	-	-	-	-	-	-	-	-	-	-	-	-	-	-	-	-	-	-	-	-	-	-	-	-
151.1711	-23.7565	D02_2802	326	0.8-1	28/02/2009	EB0903447		Stage 2	-	-	-	-	16.1	-	-	3210	-	-	34	-	-	1.5	-	0.06	-	-	-	-	<1	-	<10	<0.02	-	9.3	5.15	-	-	<0.02	-	-	-	-	<2	-	-
151.1713	-23.7623	339	339	0 - 0.1	28/02/2009	EB0903447		Stage 2	-	-	-	-	16.2	-	-	3240	-	-	135	-	-	1.5	-	0.22	-	-	-	-	<1	-	<10	<0.02	-	8.8	5.2	-	-	<0.02	-	-	-	-	<2	-	-
151.1713	-23.7623	339	339	0 - 0.3	28/02/2009	ES0902972		Stage 2	-	-	-	-	-	-	-	-	-	-	-	-	-	-	-	-	-	-	-	-	-	-	-	-	-	-	-	-	-	-	-	-	-	-	-
151.1713	-23.7623	339	339	0 - 0.5	28/02/2009	ES0903492		Stage 2	-	-	-	-	-	-	-	-	-	-	-	-	-	-	-	-	-	-	-	-	-	-	-	-	-	-	-	-	-	-	-	-	-	-	-
151.1713	-23.7623	339	339	0.3-0.5	28/02/2009	EB0903447		Stage 2	-	-	-	-	0.52	-	-	104	-	-	<10	-	-	1.5	-	<0.02	-	-	-	-	<1	-	<10	<0.02	-	8.4	0.17	-	-	<0.02	-	-	-	-	<2	-	-
151.1713	-23.7623	339	339	0.3-0.6	28/02/2009	ES0902972		Stage 2	-	-	-	-	-	-	-	-	-	-	-	-	-	-	-	-	-	-	-	-	-	-	-	-	-	-	-	-	-	-	-	-	-	-	-
151.1713	-23.7623	339	339	0.6-1	28/02/2009	ES0902972		Stage 2	-	-	-	-	-	-	-	-	-	-	-	-	-	-	-	-	-	-	-	-	-	-	-	-	-	-	-	-	-	-	-	-	-	-	-
151.1713	-23.7623	339	339	0.8-1	28/02/2009	EB0903447		Stage 2	-	-	-	-	0.35	-	-	69	-	-	<10	-	-	1.5	-	<0.02	-	-	-	-	<1	-	<10	<0.02	-	7.2	0.11	-	-	<0.02	-	-	-	-	<2	-	-
151.1713	-23.7623	339	339	1.3-1.5	28/02/2009	EB0903447		Stage 2	-	-	-	-	-	-	-	-	-	-	<10	-	-	1.5	-	<0.02	-	-	-	-	<1	-	<10	<0.02	-	6.2	-	-	-	<0.02	-	-	-	-	<2	-	-
151.1713	-23.7623	339	339	1.5-2	28/02/2009	ES0902972		Stage 2	-	-	-	-	-	-	-	-	-	-	-	-	-	-	-	-	-	-	-	-	-	-	-	-	-	-	-	-	-	-	-	-	-	-	-
151.1713	-23.7623	339	339	1.8-2	28/02/2009	EB0903447		Stage 2	-	-	-	-	0.37	-	-	74	-	-	<10	-	-	1.5	-	<0.02	-	-	-	-	<1	-	<10	<0.02	-	7.7	0.12	-	-	<0.02	-	-	-	-	<2	-	-
151.1713	-23.7623	339	339	2.3-2.6	28/02/2009	EB0903447		Stage 2	-	-	-	-	2.94	-	-	588	-	-	32	-	-	1.5	-	0.05	-	-	-	-	<1	-	<10	<0.02	-	6.9	0.94	-	-	<0.02	-	-	-	-	<2	-	-
151.1713	-23.7623	339	339	2-2.5	28/02/2009	ES0903492		Stage 2	-	-	-	-	-	-	-	-	-	-	-	-	-	-	-	-	-	-	-	-	-	-	-	-	-	-	-	-	-	-	-	-	-	-	-
151.1713	-23.7623	339	339	2-2.6	28/02/2009	ES0902972		Stage 2	-	-	-	-	-	-	-	-	-	-	-	-	-	-	-	-	-	-	-	-	-	-	-	-	-	-	-	-	-	-	-	-	-	-	-
151.1713	-23.7623	339_0.1	339	0.1	28/02/2009	Field Test		Stage 2	8.59	2.65	5.94	3	-	-	-	-	-	-	-	-	-	-	-	-	-	-	-	-	-	-	-	-	-	-	-	-	-	-	-	-	-	-	-
151.1713	-23.7623	339_0.25	339	0.25	28/02/2009	Field Test		Stage 2	8.62	2.64	5.98	1	-	-	-	-	-	-	-	-	-	-	-	-	-	-	-	-	-	-	-	-	-	-	-	-	-	-	-	-	-	-	-
151.1713	-23.7623	339_0.5	339	0.5	28/02/2009	Field Test		Stage 2	8.38	2.17	6.21	1	-	-	-	-	-	-	-	-	-	-	-	-	-	-	-	-	-	-	-	-	-	-	-	-	-	-	-	-	-	-	-
151.1713	-23.7623	339_0.75	339	0.75	28/02/2009	Field Test		Stage 2	7.04	1.58	5.46	1	-	-	-	-	-	-	-	-	-	-	-	-	-	-	-	-	-	-	-	-	-	-	-	-	-	-	-	-	-	-	-
151.1713	-23.7623	339_1	339	1	28/02/2009	Field Test		Stage 2	7.08	1.55	5.53	1	-	-	-	-	-	-	-	-	-	-	-	-	-	-	-	-	-	-	-	-	-	-	-	-	-	-	-	-	-	-	-
151.1713	-23.7623	339_1.25	339	1.25	28/02/2009	Field Test		Stage 2	6.92	-1.3	8.22	4	-	-	-	-	-	-	-	-	-	-	-	-	-	-	-	-	-	-	-	-	-	-	-	-	-	-	-	-	-	-	-

									ASS Field Test				ASS																															
									pH (F)	pH Change	pH OX	Reaction Rate	Acid Neutralising Capacity	Acid Reacted Calcium	Acid Reacted Magnesium	acidity - Acid Neutralising Capacity (19A2)	acidity - Acid Reacted Calcium	acidity - Acid Reacted Magnesium	acidity - Chromium Reducible Sulfur (a-22B)	acidity - Excess Acid Neutralising Capacity	acidity - Peroxide Oxidisable Sulfur	ANC Fineness Factor	Calcium in Peroxide	Chromium Reducible Sulfur	Excess Acid Neutralising Capacity	KCl Extractable Calcium	KCl Extractable Magnesium	KCl Extractable Sulfur	Liming Rate	Magnesium in Peroxide	Net Acidity (acidity units)	Net Acidity (sulfur units)	Peroxide Oxidisable Sulfur	pH KCl	sulfidic - Acid Reacted Calcium	sulfidic - Acid Reacted Magnesium	sulfidic - Excess Acid Neutralising Capacity	sulfidic - Titratable Actual Acidity	sulfidic - Titratable Peroxide Acidity	sulfidic - Titratable Sulfidic Acidity	sulfidic-Acid Neutral	Sulfur in Peroxide	Titratable Actual Acidity	Titratable Peroxide Acidity	Titratable Sulfidic Acidity
									pH Unit	pH Units	pH Unit	Units	m H+/t	%	%	mol h+/t	mole H+/t	mole H+/t	m H+/t	mole H+/t	mole H+/t	-	%	% S	%	%	%	%	kg CaCO3/t	%	mole H+/t	%S	%	pH Unit	% S	%S	%S	%S	%S	%S	%S	%	mole H+/t	mole H+/t	mole H+/t
EQL									0.1		0.1	1	0.01	0.02	0.02	10	10	10	10	10	10	0.5	0.02	0.02	0.02	0.02	0.02	0.02	1	0.02	10	0.02	0.02	0.1	0.01	0.02	0.02	0.02	0.02	0.02	0.01	0.02	2	2	2
National Assessment Guidelines for Dredging- Maximum																																												
National Assessment Guidelines for Dredging- Screening																																												
QASSIT 1998 (Field Screen)									5-14	1	5-14	2																																
QASSIT 1998 (Minimum)																															18	0.03												
x coord	y coord	Field ID	Core #	Depth (m)	Date Sample	SDG	GC Borelog Approved	Purpose																																				
151.1713	-23.7623	339_1.5	339	1.5	28/02/2009	Field Test		Stage 2	6.94	-1.23	8.17	4	-	-	-	-	-	-	-	-	-	-	-	-	-	-	-	-	-	-	-	-	-	-	-	-	-	-	-	-	-	-	-	-
151.1713	-23.7623	339_1.75	339	1.75	28/02/2009	Field Test		Stage 2	6.93	1.68	5.25	1	-	-	-	-	-	-	-	-	-	-	-	-	-	-	-	-	-	-	-	-	-	-	-	-	-	-	-	-	-	-	-	-
151.1713	-23.7623	339_2	339	2	28/02/2009	Field Test		Stage 2	6.97	1.47	5.5	1	-	-	-	-	-	-	-	-	-	-	-	-	-	-	-	-	-	-	-	-	-	-	-	-	-	-	-	-	-	-	-	-
151.1713	-23.7623	339_2.25	339	2.25	28/02/2009	Field Test		Stage 2	6.94	1.34	5.6	1	-	-	-	-	-	-	-	-	-	-	-	-	-	-	-	-	-	-	-	-	-	-	-	-	-	-	-	-	-	-	-	-
151.1713	-23.7623	339_2.5	339	2.5	28/02/2009	Field Test		Stage 2	7.06	1.59	5.47	1	-	-	-	-	-	-	-	-	-	-	-	-	-	-	-	-	-	-	-	-	-	-	-	-	-	-	-	-	-	-	-	-
151.1714	-23.781	0322	322	0 - 0.5	22/02/2009	ES0902597		Stage 3	-	-	-	-	-	-	-	-	-	-	-	-	-	-	-	-	-	-	-	-	-	-	-	-	-	-	-	-	-	-	-	-	-	-	-	-
151.1714	-23.781	0322	322	0 - 0.5	22/02/2009	ES0902598		Stage 3	-	-	-	-	-	-	-	-	-	-	-	-	-	-	-	-	-	-	-	-	-	-	-	-	-	-	-	-	-	-	-	-	-	-	-	-
151.1714	-23.781	0322	322	0.5-1	22/02/2009	ES0902597		Stage 3	-	-	-	-	-	-	-	-	-	-	-	-	-	-	-	-	-	-	-	-	-	-	-	-	-	-	-	-	-	-	-	-	-	-	-	-
151.1714	-23.781	0322	322	1-1.4	22/02/2009	ES0902597		Stage 3	-	-	-	-	-	-	-	-	-	-	-	-	-	-	-	-	-	-	-	-	-	-	-	-	-	-	-	-	-	-	-	-	-	-	-	-
151.1714	-23.781	322	322	0 - 0.1	22/02/2009	EB0903095		Stage 3	-	-	-	-	0.75	-	-	150	-	-	<10	-	-	1.5	-	<0.02	-	-	-	-	<1	-	<10	<0.02	-	8.8	-	-	-	<0.02	-	-	0.24	-	<2	-	-
151.1714	-23.781	322	322	0.3-0.5	22/02/2009	EB0903095		Stage 3	-	-	-	-	-	-	-	-	-	-	<10	-	-	1.5	-	<0.02	-	-	-	-	<1	-	<10	<0.02	-	6.4	-	-	-	<0.02	-	-	-	-	<2	-	-
151.1714	-23.781	322	322	0.8-1	22/02/2009	EB0903095		Stage 3	-	-	-	-	-	-	-	-	-	-	<10	-	-	1.5	-	<0.02	-	-	-	-	<1	-	<10	<0.02	-	6.1	-	-	-	<0.02	-	-	-	-	4	-	-
151.1714	-23.781	322	322	1.2-1.4	22/02/2009	EB0903095		Stage 3	-	-	-	-	<0.01	-	-	<10	-	-	<10	-	-	1.5	-	<0.02	-	-	-	-	<1	-	<10	<0.02	-	6.7	-	-	-	<0.02	-	-	<0.01	-	<2	-	-
151.1714	-23.781	322_0.1	322	0.1	22/02/2009	Field Test		Stage 3	9.62	3.07	6.55	-	-	-	-	-	-	-	-	-	-	-	-	-	-	-	-	-	-	-	-	-	-	-	-	-	-	-	-	-	-	-	-	-
151.1714	-23.781	322_0.25	322	0.25	22/02/2009	Field Test		Stage 3	7.41	1.65	5.76	-	-	-	-	-	-	-	-	-	-	-	-	-	-	-	-	-	-	-	-	-	-	-	-	-	-	-	-	-	-	-	-	-
151.1714	-23.781	322_0.5	322	0.5	22/02/2009	Field Test		Stage 3	7.5	1.76	5.74	-	-	-	-	-	-	-	-	-	-	-	-	-	-	-	-	-	-	-	-	-	-	-	-	-	-	-	-	-	-	-	-	-
151.1714	-23.781	322_0.75	322	0.75	22/02/2009	Field Test		Stage 3	7.39	1.7	5.69	-	-	-	-	-	-	-	-	-	-	-	-	-	-	-	-	-	-	-	-	-	-	-	-	-	-	-	-	-	-	-	-	-
151.1714	-23.781	322_1	322	1	22/02/2009	Field Test		Stage 3	7.28	1.89	5.39	-	-	-	-	-	-	-	-	-	-	-	-	-	-	-	-	-	-	-	-	-	-	-	-	-	-	-	-	-	-	-	-	-
151.1714	-23.781	322_1.25	322	1.25	22/02/2009	Field Test		Stage 3	7.07	1.61	5.46	-	-	-	-	-	-	-	-	-	-	-	-	-	-	-	-	-	-	-	-	-	-	-	-	-	-	-	-	-	-	-	-	-
151.1714	-23.7642	285	285	0 - 0.1	14/03/2009	EB0904394		Stage 2	-	-	-	-	20.8	-	-	4160	-	-	70	-	-	1.5	-	0.11	-	-	-	-	<1	-	<10	<0.02	-	9	-	-	-	<0.02	-	-	6.67	-	<2	-	-
151.1714	-23.7642	285	285	0 - 0.5	14/03/2009	ES0903756		Stage 2	-	-	-	-	-	-	-	-	-	-	-	-	-	-	-	-	-	-	-	-	-	-	-	-	-	-	-	-	-	-	-	-	-	-	-	-
151.1714	-23.7642	285	285	0 - 0.5	14/03/2009	ES0904190		Stage 2	-	-	-	-	-	-	-	-	-	-	-	-	-	-	-	-	-	-	-	-	-	-	-	-	-	-	-	-	-	-	-	-	-	-	-	-
151.1714	-23.7642	285	285	0.3-0.5	14/03/2009	EB0904394		Stage 2	-	-	-	-	15	-	-	3010	-	-	102	-	-	1.5	-	0.16	-	-	-	-	<1	-	<10	<0.02	-	9.1	-	-	-	<0.02	-	-	4.82	-	<2	-	-
151.1714	-23.7642	285	285	0.5-0.9	14/03/2009	ES0903756		Stage 2	-	-	-	-	-	-	-	-	-	-	-	-	-	-	-	-	-	-	-	-	-	-	-	-	-	-	-	-	-	-	-	-	-	-	-	-
151.1714	-23.7642	285	285	0.9-1.1	14/03/2009	EB0904394		Stage 2	-	-	-	-	0.2	-	-	39	-	-	56	-	-	1.5	-	0.09	-	-	-	-	2	-	29	0.05	-	8.3	-	-	-	<0.02	-	-	0.06	-	<2	-	-
151.1714	-23.7642	285	285	0.9-1.5	14/03/2009	ES0903756		Stage 2	-	-	-	-	-	-	-	-	-	-	-	-	-	-	-	-	-	-	-	-	-	-	-	-	-	-	-	-	-	-	-	-	-	-	-	-
151.1714	-23.7642	285	285	1.3-1.5	14/03/2009	EB0904394		Stage 2	-	-	-	-	5.65	-	-	1130	-	-	102	-	-	1.5	-	0.16	-	-	-	-	<1	-	<10	<0.02	-	8.8	-	-	-	<0.02	-	-	1.81	-	<2	-	-
151.1714	-23.7642	285_0.1	285	0.1	14/03/2009	Field Test		Stage 2	8.69	2.65	6.04	1	-	-	-	-	-	-	-	-	-	-	-	-	-	-	-	-	-	-	-	-	-	-	-	-	-	-	-	-	-	-	-	-
151.1714	-23.7642	285_0.25	285	0.25	14/03/2009	Field Test		Stage 2	8.55	2.62	5.93	1	-	-	-	-	-	-	-	-	-	-	-	-	-	-	-	-	-	-	-	-	-	-	-	-	-	-	-	-	-	-	-	-
151.1714	-23.7642	285_0.5	285	0.5	14/03/2009	Field Test		Stage 2	8.69	2.66	6.03	1	-	-	-	-	-	-	-	-	-	-	-	-	-	-	-	-	-	-	-	-	-	-	-	-	-	-	-	-	-	-	-	-
151.1714	-23.7642	285_0.75	285	0.75	14/03/2009	Field Test		Stage 2	8.4	6.89	1.51	3	-	-	-	-	-	-	-	-	-	-	-	-	-	-	-	-	-	-	-	-	-	-	-	-	-	-	-	-	-	-	-	-
151.1714	-23.7642	285_1	285	1	14/03/2009	Field Test		Stage 2	9.11	3.11	6	-	-	-	-	-	-	-	-	-	-	-	-	-	-	-	-	-	-	-	-	-	-	-	-	-	-	-	-	-	-	-	-	-
151.1714	-23.7642	285_1.25	285	1.25	14/03/2009	Field Test		Stage 2	8.14	2.23	5.91	-	-	-	-	-	-	-	-	-	-	-	-	-	-	-	-	-	-	-	-	-	-	-	-	-	-	-	-	-	-	-	-	-
151.1714	-23.7642	285_1.5	285	1.5	14/03/2009	Field Test		Stage 2	6.9	1.59	5.31	-	-	-	-	-	-	-	-	-	-	-	-	-	-	-	-	-	-	-	-	-	-	-	-	-	-	-	-	-	-	-	-	-
151.1714	-23.7642	285A	285	0.9-1.5	14/03/2009	ES0903756		Stage 2	-	-	-	-	-	-	-	-	-	-	-	-	-	-	-	-	-	-	-	-	-	-	-	-	-	-	-	-	-	-	-	-	-	-	-	-
151.1714	-23.7642	285A	285	1.5-1.7	14/03/2009	ES0903756		Stage 2	-	-	-	-	-	-	-	-	-	-	-	-	-	-	-	-	-	-	-	-	-	-	-	-	-	-	-	-	-	-	-	-	-	-	-	-
151.1714	-23.7642	285B	285	0.9-1.5	14/03/2009	ES0903756		Stage 2	-	-	-	-	-	-	-	-	-	-	-	-	-	-	-	-	-	-	-	-	-	-	-	-	-	-	-	-	-	-	-	-	-	-	-	-
151.1714	-23.7642	285B	285	1.5-1.7	14/03/2009	ES0903756		Stage 2	-	-	-	-	-	-	-	-	-	-	-	-	-	-	-	-	-	-	-	-	-	-	-	-	-	-	-	-	-	-	-	-	-	-	-	-
151.1714	-23.7642	D02_1403	285	0.9-1.5	14/03/2009	ES0903756		Stage 2	-	-	-	-	-	-	-	-	-	-	-	-	-	-	-	-	-	-	-	-	-	-	-	-	-	-	-	-	-	-	-	-	-	-	-	-
151.1716	-23.7597	DR# 43 G	SAP43	0 - 0.5	16/01/2009	ES0901087		Stage 2	-	-	-	-	-	-	-	-	-	-	-	-	-	-	-	-	-	-	-	-	-	-	-	-	-	-	-	-	-	-	-	-	-	-	-	-
151.1716	-23.7597	DR# 43 G	SAP43	1-1.5	16/01/2009	ES0901087		Stage 2	-	-	-	-	-	-	-	-	-	-	-	-	-	-	-	-	-	-	-	-	-	-	-	-	-	-	-	-	-	-	-	-	-	-	-	-
151.1716	-23.7597	DR# 43 G	SAP43	2-2.5	16/01/2009	ES0901087		Stage 2	-	-	-	-	-	-	-	-	-	-	-	-	-	-	-	-	-	-	-	-	-	-	-	-	-	-	-	-	-	-	-	-	-	-	-	-
151.1716	-23.7597	DR# 43 G	SAP43	3-3.5	16/01/2009	ES0901087		Stage 2	-	-	-	-	-	-	-	-	-	-	-	-	-	-	-	-	-	-	-	-	-	-	-	-	-	-	-	-	-	-	-	-	-	-	-	-
151.1716	-23.7597	DR# 43 G	SAP43	4-4.5	16/01/2009	ES0901087		Stage 2	-	-	-	-	-	-	-	-	-	-	-	-	-	-	-	-	-	-	-	-	-	-	-	-	-	-	-	-	-	-	-	-	-	-	-	-
151.1716	-23.7597	DR#43 G	SAP43	0 - 0.1	16/01/2009	EB0900886		Stage 2	-	-	-	-	15.6	-	-	3130	-	-	111	-	-	1.5	-	0.18	-	-	-	-	<1	-	<10	<0.02	-	8.8	-	-	-	<0.02	-	-	5.01	-	<2	-	-
151.1716	-23.7597	DR#43 G	SAP43	0.3-0.5	16/01/2009	EB0900886		Stage 2	-	-	-	-	19.9	-	-	3980	-	-	60	-	-	1.5	-	0.1	-	-	-	-	<1	-	<10	<0.02	-	9.1	-	-	-	<0.02	-	-	6.37	-	<2	-	-
151.1716	-23.7597	DR#43 G	SAP43	0.8-1	16/01/2009	EB0900886		Stage 2	-	-	-	-	14.8	-	-	2950	-	-	272	-	-	1.5	-	0.44	-	-	-	-	<1	-	<10	<0.02	-	8.9	-	-	-	<0.02	-	-	4.73	-	<2	-	-
151.1716	-23.7597	DR#43 G	SAP43	1.3-1.5	16/01/2009	EB0900886		Stage 2	-	-	-	-	8.73	-	-	1740	-	-	161	-	-	1.5	-	0.26	-	-	-	-	<1	-	<10	<0.02	-	8.7	-	-	-	<0.02	-	-	2.8	-	<2	-	-
151.1716	-23.7597	DR#43 G	SAP43	1.8-2	16/01/2009	EB0900886		Stage 2	-	-	-	-	21.1	-	-	4220	-	-	351	-	-	1.5	-	0.56	-	-	-	-	<1	-	<10	<0.02	-	8.8	-	-	-	<0.02	-	-	6.76	-	<2	-	-
151.1716	-23.7597	DR#43 G	SAP43	2.3-2.5	16/01/2009	EB0900886		Stage 2	-	-	-	-	20.6	-	-	4120	-	-	224	-	-	1.5	-	0.36	-	-	-	-	<1	-	<10	<0.02	-	9	-	-	-	<0.02	-	-	6.6	-	<2	-	-
151.1716	-23.7597	DR#43 G	SAP43	2.8-3	16/01/2009	EB0900886		Stage 2	-	-	-	-	3.56	-	-	712	-	-	156	-	-	1.5	-	0.25	-	-	-	-	<1	-	<10	<0.02	-	8.8	-	-	-	<0.02	-	-	1.14	-	<2	-	-
151.1716	-23.7597	DR#43 G	SAP43	3.3-3.5	16/01/2009	EB0900886		Stage 2	-	-	-	-	0.11	-	-	22	-	-	10	-	-	1.5	-	<0.02	-	-	-	-	<1	-	<10	<0.02	-	8.8	-	-	-	<0.02	-	-	0.04	-	<2	-	-
151.1716	-23.7597	DR#43 G	SAP43	3.8-4	16/01/2009	EB0900886		Stage 2	-	-	-	-	<0.01	-	-	<10	-	-	<10	-	-	1.5	-	<0.02	-	-	-	-	<1	-	<10	<0.02	-	7.4	-	-	-	<0.02	-	-	<0.01	-	<2	-	-
151.1716	-23.7597	DR#43 G	SAP43	4.3-4.5	16/01/2009	EB0900886		Stage 2	-	-	-	-	0.11	-	-	22	-	-	<10	-	-	1.5	-	<0.02	-	-	-	-	<1	-	<10	<0.02	-	8.8	-	-	-	<0.02	-	-	0.03	-	<2	-	-
151.1716	-23.7597	DR#43 G	SAP43	4.8-5	16/01/2009	EB0900886		Stage 2	-	-	-	-	0.76	-	-	152	-	-	12	-	-	1.5	-	0.02	-	-	-	-	<1	-	<10	<0.02	-	8.7	-	-	-	<0.02	-	-	0.24	-	<2	-	-
151.1716	-23.7597	DR#43-G	SAP43	0 - 0.5	16/01/2009	ES0900774		Stage 2	-	-	-	-	-	-	-	-	-	-	-	-	-	-	-	-	-	-	-	-	-	-	-	-	-	-	-	-	-	-	-	-	-	-	-	-
151.1716	-23.7597	DR#43-G	SAP43	0.5-1	16/01/2009	ES0900774		Stage 2	-	-	-	-	-	-	-	-	-	-	-	-	-	-	-	-	-	-	-	-	-	-	-	-	-	-	-	-	-	-	-	-	-	-	-	-
151.1716	-23.7597	DR#43-G	SAP43	1.5-2	16/01/2009	ES0900774		Stage 2	-	-	-	-	-	-	-	-	-	-	-	-	-	-	-	-	-	-	-	-	-	-	-	-	-	-	-	-	-	-	-	-	-	-	-	-
151.1716	-23.7597	DR#43-G	SAP43	1-1.5	16/01/2009	ES0900774		Stage 2	-	-	-	-	-	-	-	-	-	-	-	-	-	-	-	-	-	-	-	-	-	-	-	-	-	-	-	-	-	-	-	-	-	-	-	-
151.1716	-23.7597	DR#43-G	SAP43	2-3	16/01/2009	ES0900774		Stage 2	-	-	-	-	-	-	-	-	-	-	-	-	-	-	-	-	-	-	-	-	-	-	-	-	-	-	-	-	-	-	-	-	-	-	-	-
151.1716	-23.7597	DR#43-G	SAP43	3.5-4.5	16/01/2009	ES0900774		Stage 2	-	-	-	-	-	-	-	-	-	-	-	-	-	-	-	-	-	-	-	-	-	-	-	-	-	-	-	-	-	-	-	-	-	-	-	-
151.1716	-23.7597	DR#43-G	SAP43	3-3.5	16/01/2009	ES0900774		Stage 2	-	-	-	-	-	-	-	-	-	-	-	-	-	-	-	-	-	-	-	-	-	-	-	-	-	-	-	-	-	-	-	-	-	-	-	-
151.1716	-23.7597	DR#43-G	SAP43	4.5-5.3	16/01/2009	ES0900774		Stage 2	-	-	-	-	-	-	-	-	-	-	-	-	-	-	-	-	-	-	-	-	-	-	-	-	-	-	-	-	-	-	-	-	-	-	-	-
151.1716	-23.7597	SAP43_0.1	SAP43	0.1-0.1	16/01/2009	Field Test		Stage 2	8.26	1.9	6.36	1	-	-	-	-	-	-	-	-	-	-	-	-	-	-	-	-	-	-	-	-	-	-	-	-	-	-	-	-	-	-	-	-
151.1716	-23.7597	SAP43_0.2	SAP43	0.25-0.25	16/01/2009	Field Test		Stage 2	8.3	2.66	5.64	3	-	-	-	-	-	-	-	-	-	-	-	-	-	-	-	-	-	-	-	-	-	-	-	-	-	-	-	-	-	-	-	-
151.1716	-23.7597	SAP43_0.5	SAP43	0.5-0.5	16/01/2009	Field Test		Stage 2	8.55	2.45	6.1	1	-	-	-	-	-	-	-	-	-	-	-	-	-	-	-	-	-	-	-	-	-	-	-	-	-	-	-	-	-	-	-	-
151.1716	-23.7597	SAP43_0.7	SAP43	0.75-0.75	16/01/2009	Field Test		Stage 2	8.53	2.8	5.73	3	-	-	-	-	-	-	-	-	-	-	-	-	-	-	-	-	-	-	-	-	-	-	-	-	-	-	-	-	-	-	-	-
151.1716	-23.7597	SAP43_1	SAP43	1-1	16/01/2009	Field Test		Stage 2	8.44	4.21	4.23	3	-	-	-	-	-	-	-	-	-	-	-	-	-	-	-	-	-	-	-	-	-	-	-	-	-	-	-	-	-	-	-	-
151.1716	-23.7597	SAP43_1.2	SAP43	1.25-1.25	16/01/2009	Field Test		Stage 2	8.29	2.52	5.77	3	-	-	-	-	-	-	-	-	-	-	-	-	-	-	-	-	-	-	-	-	-	-	-	-	-	-	-	-	-	-	-	-
151.1716	-23.7597	SAP43_1.5	SAP43	1.5-1.5	16/01/2009	Field Test		Stage 2	7.17	0.63	6.54	1	-	-	-	-	-	-	-	-	-	-	-	-	-	-	-	-	-	-	-	-	-	-	-	-	-	-	-	-	-	-	-	-
151.1716	-23.7597	SAP43_1.7	SAP43	1.75-1.75	16/01/2009	Field Test		Stage 2	8.32	1.64	6.68	-	-	-	-	-	-	-	-	-	-	-	-	-	-	-	-	-	-	-	-	-	-	-	-	-	-	-	-	-	-	-	-	-
151.1716	-23.7597	SAP43_2	SAP43	2-2	16/01/2009	Field Test		Stage 2	8.62	2.23	6.39	3	-	-	-	-	-	-	-	-	-	-	-	-	-	-	-	-	-	-	-	-	-	-	-	-	-	-	-	-	-	-	-	-
151.1716	-23.7597	SAP43_2.2	SAP43	2.25-2.25	16/01/2009	Field Test		Stage 2	8.31	1.91	6.4	1	-	-	-	-	-	-	-	-	-	-	-	-	-	-	-	-	-	-	-	-	-	-	-	-	-	-	-	-	-	-	-	-
151.1716	-23.7597	SAP43_2.5	SAP43	2.5-2.5	16/01/2009	Field Test		Stage 2	7.85	2.13	5.72	1	-	-	-	-	-	-	-	-	-	-	-	-	-	-	-	-	-	-	-	-	-	-	-	-	-	-	-	-	-	-	-	-
151.1716	-23.7597	SAP43_2.7	SAP43	2.75-2.75	16/01/2009	Field Test		Stage 2	8.52	2.42	6.1	3	-	-	-	-	-	-	-	-	-	-	-	-	-	-	-	-	-	-	-	-	-	-	-	-	-	-	-	-	-	-	-	-
151.1716	-23.7597	SAP43_3	SAP43	3-3	16/01/2009	Field Test		Stage 2	7.56	1.26	6.3	1	-	-	-	-	-	-	-	-	-	-	-	-	-	-	-	-	-	-	-	-	-	-	-	-	-	-	-	-	-	-	-	-
151.1716	-23.7597	SAP43_3.3	SAP43	3.25-3.25	16/01/2009	Field Test		Stage 2	8.47	8.07	0.4	1	-	-	-	-	-	-	-	-	-	-	-	-	-	-	-	-	-	-	-	-	-	-	-	-	-	-	-	-	-	-	-	-
151.1716	-23.7597	SAP43_3.5	SAP43	3.5-3.5	16/01/2009	Field Test		Stage 2	7.56	1.33	6.23	-	-	-	-	-	-	-	-	-	-	-	-	-	-	-	-	-	-	-	-	-	-	-	-	-	-	-	-	-	-	-	-	-
151.1716	-23.7597	SAP43_3.7	SAP43	3.75-3.75	16/01/2009	Field Test		Stage 2	7.44	1.15	6.29	3	-	-	-	-	-	-	-	-	-	-	-	-	-	-	-	-	-	-	-	-	-	-	-	-	-	-	-	-	-	-	-	-
151.1716	-23.7597	SAP43_4	SAP43	4-4	16/01/2009	Field Test		Stage 2	7.5	2	5.5	3	-	-	-	-	-	-	-	-	-	-	-	-	-	-	-	-	-	-	-	-	-	-	-	-	-	-	-	-	-	-	-	-
151.1716	-23.7597	SAP43_4.2	SAP43	4.25-4.25	16/01/2009	Field Test		Stage 2	7.04	1.14	5.9	1	-	-	-	-	-	-	-	-	-	-	-	-	-	-	-	-	-	-	-	-	-	-	-	-	-	-	-	-	-	-	-	-
151.1716	-23.7597	SAP43_4.5	SAP43	4.5-4.5	16/01/2009	Field Test		Stage 2	7.45	-0.33	7.78	3	-	-	-	-	-	-	-	-	-	-	-	-	-	-	-	-	-	-	-	-	-	-	-	-	-	-	-	-	-	-	-	-
151.1716	-23.7597	SAP43_4.7	SAP43	4.75-4.75	16/01/2009	Field Test		Stage 2	7.33	1.67	5.66	1	-	-	-	-	-	-	-	-	-	-	-	-	-	-	-	-	-	-	-	-	-	-	-	-	-	-	-	-	-	-	-	-
151.1716	-23.7597	SAP43_5	SAP43	5-5	16/01/2009	Field Test		Stage 2	6.83	1.33	5.5	1	-	-	-	-	-	-	-	-	-	-	-	-	-	-	-	-	-	-	-	-	-	-	-	-	-	-	-	-	-	-	-	-
151.1717	-23.7696	297	297	0 - 0.1	14/03/2009	EB0904394		Stage 2	-	-	-	-	19.7	-	-	3930	-	-	102	-	-	1.5	-	0.16	-	-	-	-	<1	-	<10	<0.02	-	9.2	-	-	-	<0.02	-	-	6.3	-	<2	-	-
151.1717	-23.7696	297	297	0 - 0.5	14/03/2009	ES0903756		Stage 2	-	-	-	-	-	-	-	-	-	-	-	-	-	-	-	-	-	-	-	-	-	-	-	-	-	-	-	-	-	-	-	-	-	-	-	-
151.1717	-23.7696	297	297	0 - 0.5	14/03/2009	ES0904163		Stage 2	-	-	-	-	-	-	-	-	-	-	-	-	-	-	-	-	-	-	-	-	-	-	-	-	-	-	-	-	-	-	-	-	-	-	-	-
151.1717	-23.7696	297	297	0 - 0.5	14/03/2009	ES0904190		Stage 2	-	-	-	-	-	-	-	-	-	-	-	-	-	-	-	-	-	-	-	-	-	-	-	-	-	-	-	-	-	-	-	-	-	-	-	-
151.1717	-23.7696	297	297	0.3-0.5	14/03/2009	EB0904394		Stage 2	-	-	-	-	1.84	-	-	368	-	-	537	-	-	1.5	-	0.86	-	-	-	-	22	-	291	0.47	-	8.6	-	-	-	<0.02	-	-	0.59	-	<2	-	-
151.1717	-23.7696	297	297	0.5-1	14/03/2009	ES0903756		Stage 2	-	-	-	-	-	-	-	-	-	-	-	-	-	-	-	-	-	-	-	-	-	-	-	-	-	-	-	-	-	-	-	-	-	-	-	-
151.1717	-23.7696	297	297	0.8-1	14/03/2009	EB0904394		Stage 2	-	-	-	-	1.46	-	-	292	-	-	578	-	-	1.5	-	0.93	-	-	-	-	29	-	383	0.61	-	8.6	-	-	-	<0.02	-	-	0.47	-	<2	-	-
151.1717	-23.7696	297	297	1.3-1.5	14/03/2009	EB0904394		Stage 2	-	-	-	-	1.82	-	-	364	-	-	498	-	-	1.5	-	0.8	-	-	-	-	19	-	256	0.41	-	8.5	-	-	-	<0.02	-	-	0.58	-	<2	-	-
151.1717	-23.7696	297	297	1.5-2	14/03/2009	ES0903756		Stage 2	-	-	-	-	-	-	-	-	-	-	-	-	-	-	-	-	-	-	-	-	-	-	-	-	-	-	-	-	-	-	-	-	-	-	-	-
151.1717	-23.7696	297	297	1.8-2	14/03/2009	EB0904394		Stage 2	-	-	-	-	1.79	-	-	358	-	-	479	-	-	1.5	-	0.77	-	-	-	-	18	-	240	0.38	-	8.3	-	-	-	<0.02	-	-	0.57	-	<2	-	-
151.1717	-23.7696	297	297	1-1.5	14/03/2009	ES0903756		Stage 2	-	-	-	-	-	-	-	-	-	-	-	-	-	-	-	-	-	-	-	-	-	-	-	-	-	-	-	-	-	-	-	-	-	-	-	-
151.1717	-23.7696	297	297	2.3-2.5	14/03/2009	EB0904394		Stage 2	-	-	-	-	1.64	-	-	328	-	-	307	-	-	1.5	-	0.49	-	-	-	-	7	-	88	0.14	-	8.5	-	-	-	<0.02	-	-	0.52	-	<2	-	-
151.1717	-23.7696	297	297	2-3	14/03/2009	ES0903756		Stage 2	-	-	-	-	-	-	-	-	-	-	-	-	-	-	-	-	-	-	-	-	-	-	-	-	-	-	-	-	-	-	-	-	-	-	-	-
151.1717	-23.7696	297	297	3.3-3.5	14/03/2009	EB0904394		Stage 2	-	-	-	-	1.44	-	-	288	-	-	298	-	-	1.5	-	0.48	-	-	-	-	8	-	106	0.17	-	8.6	-	-	-	<0.02	-	-	0.46	-	<2	-	-

									ASS Field Test				ASS																															
									pH (F)	pH Change	pH OX	Reaction Rate	Acid Neutralising Capacity	Acid Reacted Calcium	Acid Reacted Magnesium	acidity - Acid Neutralising Capacity (19A2)	acidity - Acid Reacted Calcium	acidity - Acid Reacted Magnesium	acidity - Chromium Reducible Sulfur (a-22B)	acidity - Excess Acid Neutralising Capacity	acidity - Peroxide Oxidisable Sulfur	ANC Fineness Factor	Calcium in Peroxide	Chromium Reducible Sulfur	Excess Acid Neutralising Capacity	KCl Extractable Calcium	KCl Extractable Magnesium	KCl Extractable Sulfur	Liming Rate	Magnesium in Peroxide	Net Acidity (acidity units)	Net Acidity (sulfur units)	Peroxide Oxidisable Sulfur	pH KCl	sulfidic - Acid Reacted Calcium	sulfidic - Acid Reacted Magnesium	sulfidic - Excess Acid Neutralising Capacity	sulfidic - Titratable Actual Acidity	sulfidic - Titratable Peroxide Acidity	sulfidic - Titratable Sulfidic Acidity	sulfidic-Acid Neutral	Sulfur in Peroxide	Titratable Actual Acidity	Titratable Peroxide Acidity	Titratable Sulfidic Acidity
									pH Unit	pH Units	pH Unit	Units	m H+/t	%	%	mol h+/t	mole H+/t	mole H+/t	m H+/t	mole H+/t	mole H+/t	-	%	% S	%	%	%	%	%	kg CaCO3/t	%	mole H+/t	%S	%	pH Unit	% S	%S	%S	%S	%S	%S	%S	%	mole H+/t	mole H+/t	mole H+/t
EQL									0.1		0.1	1	0.01	0.02	0.02	10	10	10	10	10	10	0.5	0.02	0.02	0.02	0.02	0.02	0.02	1	0.02	10	0.02	0.02	0.1	0.01	0.02	0.02	0.02	0.02	0.02	0.01	0.02	2	2	2
National Assessment Guidelines for Dredging- Maximum																																													
National Assessment Guidelines for Dredging- Screening																																													
QASSIT 1998 (Field Screen)									5-14	1	5-14	2																																	
QASSIT 1998 (Minimum)																															18	0.03													
x coord	**y coord**	**Field ID**	**Core #**	**Depth (m)**	**Date Sample**	**SDG**	**GC Borelog Approved**	**Purpose**																																					
151.1717	-23.7696	297	297	3-4	14/03/2009	ES0903756		Stage 2	-	-	-	-	-	-	-	-	-	-	-	-	-	-	-	-	-	-	-	-	-	-	-	-	-	-	-	-	-	-	-	-	-	-	-	-	-
151.1717	-23.7696	297	297	4.3-4.5	14/03/2009	EB0904394		Stage 2	-	-	-	-	1.13	-	-	227	-	-	450	-	-	1.5	-	0.72	-	-	-	-	22	-	299	0.48	-	8.6	-	-	-	<0.02	-	-	0.36	-	<2	-	-
151.1717	-23.7696	297	297	4-5.5	14/03/2009	ES0903756		Stage 2	-	-	-	-	-	-	-	-	-	-	-	-	-	-	-	-	-	-	-	-	-	-	-	-	-	-	-	-	-	-	-	-	-	-	-	-	-
151.1717	-23.7696	297	297	5.3-5.5	14/03/2009	EB0904394		Stage 2	-	-	-	-	1.95	-	-	389	-	-	377	-	-	1.5	-	0.6	-	-	-	-	9	-	118	0.19	-	8.4	-	-	-	<0.02	-	-	0.62	-	<2	-	-
151.1717	-23.7696	297_0.1	297	0.1	14/03/2009	Field Test		Stage 2	8.8	3.64	5.16	1	-	-	-	-	-	-	-	-	-	-	-	-	-	-	-	-	-	-	-	-	-	-	-	-	-	-	-	-	-	-	-	-	-
151.1717	-23.7696	297_0.25	297	0.25	14/03/2009	Field Test		Stage 2	8.65	4.99	3.66	2	-	-	-	-	-	-	-	-	-	-	-	-	-	-	-	-	-	-	-	-	-	-	-	-	-	-	-	-	-	-	-	-	-
151.1717	-23.7696	297_0.5	297	0.5	14/03/2009	Field Test		Stage 2	8.76	4.6	4.16	1	-	-	-	-	-	-	-	-	-	-	-	-	-	-	-	-	-	-	-	-	-	-	-	-	-	-	-	-	-	-	-	-	-
151.1717	-23.7696	297_0.75	297	0.75	14/03/2009	Field Test		Stage 2	8	7.17	0.83	4	-	-	-	-	-	-	-	-	-	-	-	-	-	-	-	-	-	-	-	-	-	-	-	-	-	-	-	-	-	-	-	-	-
151.1717	-23.7696	297_1	297	1	14/03/2009	Field Test		Stage 2	8.7	7.3	1.4	3	-	-	-	-	-	-	-	-	-	-	-	-	-	-	-	-	-	-	-	-	-	-	-	-	-	-	-	-	-	-	-	-	-
151.1717	-23.7696	297_1.25	297	1.25	14/03/2009	Field Test		Stage 2	8.57	7.45	1.12	2	-	-	-	-	-	-	-	-	-	-	-	-	-	-	-	-	-	-	-	-	-	-	-	-	-	-	-	-	-	-	-	-	-
151.1717	-23.7696	297_1.5	297	1.5	14/03/2009	Field Test		Stage 2	8.66	4.23	4.43	1	-	-	-	-	-	-	-	-	-	-	-	-	-	-	-	-	-	-	-	-	-	-	-	-	-	-	-	-	-	-	-	-	-
151.1717	-23.7696	297_1.75	297	1.75	14/03/2009	Field Test		Stage 2	8.51	7.31	1.2	1	-	-	-	-	-	-	-	-	-	-	-	-	-	-	-	-	-	-	-	-	-	-	-	-	-	-	-	-	-	-	-	-	-
151.1717	-23.7696	297_2	297	2	14/03/2009	Field Test		Stage 2	8.53	6.03	2.5	1	-	-	-	-	-	-	-	-	-	-	-	-	-	-	-	-	-	-	-	-	-	-	-	-	-	-	-	-	-	-	-	-	-
151.1717	-23.7696	297_2.25	297	2.25	14/03/2009	Field Test		Stage 2	8.23	3.77	4.46	1	-	-	-	-	-	-	-	-	-	-	-	-	-	-	-	-	-	-	-	-	-	-	-	-	-	-	-	-	-	-	-	-	-
151.1717	-23.7696	297_2.5	297	2.5	14/03/2009	Field Test		Stage 2	8.56	1.58	6.98	2	-	-	-	-	-	-	-	-	-	-	-	-	-	-	-	-	-	-	-	-	-	-	-	-	-	-	-	-	-	-	-	-	-
151.1717	-23.7696	297_2.75	297	2.75	14/03/2009	Field Test		Stage 2	8.6	0.81	7.79	3	-	-	-	-	-	-	-	-	-	-	-	-	-	-	-	-	-	-	-	-	-	-	-	-	-	-	-	-	-	-	-	-	-
151.1717	-23.7696	297_3	297	3	14/03/2009	Field Test		Stage 2	8.49	0.65	7.84	3	-	-	-	-	-	-	-	-	-	-	-	-	-	-	-	-	-	-	-	-	-	-	-	-	-	-	-	-	-	-	-	-	-
151.1717	-23.7696	297_3.25	297	3.25	14/03/2009	Field Test		Stage 2	8.63	3.07	5.56	1	-	-	-	-	-	-	-	-	-	-	-	-	-	-	-	-	-	-	-	-	-	-	-	-	-	-	-	-	-	-	-	-	-
151.1717	-23.7696	297_3.5	297	3.5	14/03/2009	Field Test		Stage 2	8.53	6.61	1.92	2	-	-	-	-	-	-	-	-	-	-	-	-	-	-	-	-	-	-	-	-	-	-	-	-	-	-	-	-	-	-	-	-	-
151.1717	-23.7696	297_3.75	297	3.75	14/03/2009	Field Test		Stage 2	8.5	1.17	7.33	2	-	-	-	-	-	-	-	-	-	-	-	-	-	-	-	-	-	-	-	-	-	-	-	-	-	-	-	-	-	-	-	-	-
151.1717	-23.7696	297_4	297	4	14/03/2009	Field Test		Stage 2	8.38	0.8	7.58	3	-	-	-	-	-	-	-	-	-	-	-	-	-	-	-	-	-	-	-	-	-	-	-	-	-	-	-	-	-	-	-	-	-
151.1717	-23.7696	297_4.25	297	4.25	14/03/2009	Field Test		Stage 2	8.66	7.09	1.57	2	-	-	-	-	-	-	-	-	-	-	-	-	-	-	-	-	-	-	-	-	-	-	-	-	-	-	-	-	-	-	-	-	-
151.1717	-23.7696	297_4.5	297	4.5	14/03/2009	Field Test		Stage 2	8.34	6.76	1.58	2	-	-	-	-	-	-	-	-	-	-	-	-	-	-	-	-	-	-	-	-	-	-	-	-	-	-	-	-	-	-	-	-	-
151.1717	-23.7696	297_4.75	297	4.75	14/03/2009	Field Test		Stage 2	8.61	5.6	3.01	2	-	-	-	-	-	-	-	-	-	-	-	-	-	-	-	-	-	-	-	-	-	-	-	-	-	-	-	-	-	-	-	-	-
151.1717	-23.7696	297_5	297	5	14/03/2009	Field Test		Stage 2	8.48	4.99	3.49	2	-	-	-	-	-	-	-	-	-	-	-	-	-	-	-	-	-	-	-	-	-	-	-	-	-	-	-	-	-	-	-	-	-
151.1717	-23.7696	297_5.25	297	5.25	14/03/2009	Field Test		Stage 2	8.8	4.48	4.32	2	-	-	-	-	-	-	-	-	-	-	-	-	-	-	-	-	-	-	-	-	-	-	-	-	-	-	-	-	-	-	-	-	-
151.1717	-23.7696	297_5.5	297	5.5	14/03/2009	Field Test		Stage 2	8.78	6.58	2.2	2	-	-	-	-	-	-	-	-	-	-	-	-	-	-	-	-	-	-	-	-	-	-	-	-	-	-	-	-	-	-	-	-	-
151.1717	-23.7696	D03_1403(	297	0.5-1	14/03/2009	ES0903756		Stage 2	-	-	-	-	-	-	-	-	-	-	-	-	-	-	-	-	-	-	-	-	-	-	-	-	-	-	-	-	-	-	-	-	-	-	-	-	-
151.1717	-23.7696	D04_1403(	297	1-1.5	14/03/2009	ES0903756		Stage 2	-	-	-	-	-	-	-	-	-	-	-	-	-	-	-	-	-	-	-	-	-	-	-	-	-	-	-	-	-	-	-	-	-	-	-	-	-
151.1717	-23.7696	D05_1403(	297	0.3-0.5	14/03/2009	EB0904394		Stage 2	-	-	-	-	1.44	-	-	288	-	-	571	-	-	1.5	-	0.92	-	-	-	-	28	-	379	0.61	-	8.7	-	-	-	<0.02	-	-	0.46	-	<2	-	-
151.1717	-23.7696	D06_1403(	297	0.8-1	14/03/2009	EB0904394		Stage 2	-	-	-	-	1.44	-	-	288	-	-	445	-	-	1.5	-	0.71	-	-	-	-	19	-	254	0.41	-	8.7	-	-	-	<0.02	-	-	0.46	-	<2	-	-
151.1719	-23.7606	277	277	0 - 0.1	11/03/2009	EB0904394		Stage 2	-	-	-	-	1.44	-	-	288	-	-	138	-	-	1.5	-	0.22	-	-	-	-	<1	-	<10	<0.02	-	8.3	-	-	-	<0.02	-	-	0.46	-	<2	-	-
151.1719	-23.7606	277	277	0 - 0.5	11/03/2009	ES0903631		Stage 2	-	-	-	-	-	-	-	-	-	-	-	-	-	-	-	-	-	-	-	-	-	-	-	-	-	-	-	-	-	-	-	-	-	-	-	-	-
151.1719	-23.7606	277	277	0 - 0.5	11/03/2009	ES0904190		Stage 2	-	-	-	-	-	-	-	-	-	-	-	-	-	-	-	-	-	-	-	-	-	-	-	-	-	-	-	-	-	-	-	-	-	-	-	-	-
151.1719	-23.7606	277	277	0.3-0.5	11/03/2009	EB0904394		Stage 2	-	-	-	-	11	-	-	2190	-	-	184	-	-	1.5	-	0.29	-	-	-	-	<1	-	<10	<0.02	-	8.9	-	-	-	<0.02	-	-	3.52	-	<2	-	-
151.1719	-23.7606	277	277	0.5-1	11/03/2009	ES0903631		Stage 2	-	-	-	-	-	-	-	-	-	-	-	-	-	-	-	-	-	-	-	-	-	-	-	-	-	-	-	-	-	-	-	-	-	-	-	-	-
151.1719	-23.7606	277	277	0.8-1	11/03/2009	EB0904394		Stage 2	-	-	-	-	9	-	-	1800	-	-	445	-	-	1.5	-	0.71	-	-	-	-	<1	-	<10	<0.02	-	8.6	-	-	-	<0.02	-	-	2.88	-	<2	-	-
151.1719	-23.7606	277	277	1.3-1.5	11/03/2009	EB0904394		Stage 2	-	-	-	-	7.22	-	-	1440	-	-	452	-	-	1.5	-	0.72	-	-	-	-	<1	-	<10	<0.02	-	8.7	-	-	-	<0.02	-	-	2.31	-	<2	-	-
151.1719	-23.7606	277	277	1.5-2.1	11/03/2009	ES0903631		Stage 2	-	-	-	-	-	-	-	-	-	-	-	-	-	-	-	-	-	-	-	-	-	-	-	-	-	-	-	-	-	-	-	-	-	-	-	-	-
151.1719	-23.7606	277	277	1.8-2	11/03/2009	EB0904394		Stage 2	-	-	-	-	19	-	-	3790	-	-	341	-	-	1.5	-	0.55	-	-	-	-	<1	-	<10	<0.02	-	8.8	-	-	-	<0.02	-	-	6.07	-	<2	-	-
151.1719	-23.7606	277	277	1-1.5	11/03/2009	ES0903631		Stage 2	-	-	-	-	-	-	-	-	-	-	-	-	-	-	-	-	-	-	-	-	-	-	-	-	-	-	-	-	-	-	-	-	-	-	-	-	-
151.1719	-23.7606	277	277	2.1-2.6	11/03/2009	ES0903631		Stage 2	-	-	-	-	-	-	-	-	-	-	-	-	-	-	-	-	-	-	-	-	-	-	-	-	-	-	-	-	-	-	-	-	-	-	-	-	-
151.1719	-23.7606	277	277	2.3-2.5	11/03/2009	EB0904394		Stage 2	-	-	-	-	<0.01	-	-	<10	-	-	<10	-	-	1.5	-	<0.02	-	-	-	-	<1	-	<10	<0.02	-	7.3	-	-	-	<0.02	-	-	<0.01	-	<2	-	-
151.1719	-23.7606	277	277	2.6-3	11/03/2009	ES0904190		Stage 2	-	-	-	-	-	-	-	-	-	-	-	-	-	-	-	-	-	-	-	-	-	-	-	-	-	-	-	-	-	-	-	-	-	-	-	-	-
151.1719	-23.7606	277	277	2.6-3.5	11/03/2009	ES0903631		Stage 2	-	-	-	-	-	-	-	-	-	-	-	-	-	-	-	-	-	-	-	-	-	-	-	-	-	-	-	-	-	-	-	-	-	-	-	-	-
151.1719	-23.7606	277	277	2.8-3	11/03/2009	EB0904394		Stage 2	-	-	-	-	<0.01	-	-	<10	-	-	<10	-	-	1.5	-	<0.02	-	-	-	-	<1	-	<10	<0.02	-	7.7	-	-	-	<0.02	-	-	<0.01	-	<2	-	-
151.1719	-23.7606	277	277	3.3-3.5	11/03/2009	EB0904394		Stage 2	-	-	-	-	<0.01	-	-	<10	-	-	<10	-	-	1.5	-	<0.02	-	-	-	-	<1	-	<10	<0.02	-	6.8	-	-	-	<0.02	-	-	<0.01	-	<2	-	-
151.1719	-23.7606	277	277	3.5-4.3	11/03/2009	ES0903631		Stage 2	-	-	-	-	-	-	-	-	-	-	-	-	-	-	-	-	-	-	-	-	-	-	-	-	-	-	-	-	-	-	-	-	-	-	-	-	-
151.1719	-23.7606	277	277	3.8-4	11/03/2009	EB0904394		Stage 2	-	-	-	-	0.22	-	-	44	-	-	<10	-	-	1.5	-	<0.02	-	-	-	-	<1	-	<10	<0.02	-	9	-	-	-	<0.02	-	-	0.07	-	<2	-	-
151.1719	-23.7606	277	277	4.2-4.3	11/03/2009	EB0904394		Stage 2	-	-	-	-	0.07	-	-	14	-	-	24	-	-	1.5	-	0.04	-	-	-	-	1	-	15	0.02	-	7.6	-	-	-	<0.02	-	-	0.02	-	<2	-	-
151.1719	-23.7606	277_0.1	277	0.1	11/03/2009	Field Test		Stage 2	8.1	2.57	5.53	1	-	-	-	-	-	-	-	-	-	-	-	-	-	-	-	-	-	-	-	-	-	-	-	-	-	-	-	-	-	-	-	-	-
151.1719	-23.7606	277_0.25	277	0.25	11/03/2009	Field Test		Stage 2	8.64	2.68	5.96	1	-	-	-	-	-	-	-	-	-	-	-	-	-	-	-	-	-	-	-	-	-	-	-	-	-	-	-	-	-	-	-	-	-
151.1719	-23.7606	277_0.5	277	0.5	11/03/2009	Field Test		Stage 2	8.56	3.12	5.44	1	-	-	-	-	-	-	-	-	-	-	-	-	-	-	-	-	-	-	-	-	-	-	-	-	-	-	-	-	-	-	-	-	-
151.1719	-23.7606	277_0.75	277	0.75	11/03/2009	Field Test		Stage 2	8.74	3.28	5.46	1	-	-	-	-	-	-	-	-	-	-	-	-	-	-	-	-	-	-	-	-	-	-	-	-	-	-	-	-	-	-	-	-	-
151.1719	-23.7606	277_1	277	1	11/03/2009	Field Test		Stage 2	8.64	3.13	5.51	1	-	-	-	-	-	-	-	-	-	-	-	-	-	-	-	-	-	-	-	-	-	-	-	-	-	-	-	-	-	-	-	-	-
151.1719	-23.7606	277_1.25	277	1.25	11/03/2009	Field Test		Stage 2	8.79	3.39	5.4	1	-	-	-	-	-	-	-	-	-	-	-	-	-	-	-	-	-	-	-	-	-	-	-	-	-	-	-	-	-	-	-	-	-
151.1719	-23.7606	277_1.5	277	1.5	11/03/2009	Field Test		Stage 2	8.55	3.59	4.96	-	-	-	-	-	-	-	-	-	-	-	-	-	-	-	-	-	-	-	-	-	-	-	-	-	-	-	-	-	-	-	-	-	-
151.1719	-23.7606	277_1.75	277	1.75	11/03/2009	Field Test		Stage 2	8.96	3.11	5.85	1	-	-	-	-	-	-	-	-	-	-	-	-	-	-	-	-	-	-	-	-	-	-	-	-	-	-	-	-	-	-	-	-	-
151.1719	-23.7606	277_2	277	2	11/03/2009	Field Test		Stage 2	8.73	2.69	6.04	1	-	-	-	-	-	-	-	-	-	-	-	-	-	-	-	-	-	-	-	-	-	-	-	-	-	-	-	-	-	-	-	-	-
151.1719	-23.7606	277_2.25	277	2.25	11/03/2009	Field Test		Stage 2	9	2.82	6.18	-	-	-	-	-	-	-	-	-	-	-	-	-	-	-	-	-	-	-	-	-	-	-	-	-	-	-	-	-	-	-	-	-	-
151.1719	-23.7606	277_2.5	277	2.5	11/03/2009	Field Test		Stage 2	7.76	1.96	5.8	-	-	-	-	-	-	-	-	-	-	-	-	-	-	-	-	-	-	-	-	-	-	-	-	-	-	-	-	-	-	-	-	-	-
151.1719	-23.7606	277_2.75	277	2.75	11/03/2009	Field Test		Stage 2	7.41	1.75	5.66	-	-	-	-	-	-	-	-	-	-	-	-	-	-	-	-	-	-	-	-	-	-	-	-	-	-	-	-	-	-	-	-	-	-
151.1719	-23.7606	277_3	277	3	11/03/2009	Field Test		Stage 2	7.25	1.76	5.49	-	-	-	-	-	-	-	-	-	-	-	-	-	-	-	-	-	-	-	-	-	-	-	-	-	-	-	-	-	-	-	-	-	-
151.1719	-23.7606	277_3.25	277	3.25	11/03/2009	Field Test		Stage 2	7.37	1.05	6.32	-	-	-	-	-	-	-	-	-	-	-	-	-	-	-	-	-	-	-	-	-	-	-	-	-	-	-	-	-	-	-	-	-	-
151.1719	-23.7606	277_3.5	277	3.5	11/03/2009	Field Test		Stage 2	7.42	1.6	5.82	-	-	-	-	-	-	-	-	-	-	-	-	-	-	-	-	-	-	-	-	-	-	-	-	-	-	-	-	-	-	-	-	-	-
151.1719	-23.7606	277_3.75	277	3.75	11/03/2009	Field Test		Stage 2	7.3	-0.55	7.85	3	-	-	-	-	-	-	-	-	-	-	-	-	-	-	-	-	-	-	-	-	-	-	-	-	-	-	-	-	-	-	-	-	-
151.1719	-23.7606	277_4	277	4	11/03/2009	Field Test		Stage 2	7.46	-0.34	7.8	4	-	-	-	-	-	-	-	-	-	-	-	-	-	-	-	-	-	-	-	-	-	-	-	-	-	-	-	-	-	-	-	-	-
151.1719	-23.7606	277_4.25	277	4.25	11/03/2009	Field Test		Stage 2	7.45	-0.49	7.94	3	-	-	-	-	-	-	-	-	-	-	-	-	-	-	-	-	-	-	-	-	-	-	-	-	-	-	-	-	-	-	-	-	-
151.1719	-23.7606	D01_1103(	277	0 - 0.5	11/03/2009	ES0903631		Stage 2	-	-	-	-	-	-	-	-	-	-	-	-	-	-	-	-	-	-	-	-	-	-	-	-	-	-	-	-	-	-	-	-	-	-	-	-	-
151.1719	-23.7606	D02_1103(	277	0.5-1	11/03/2009	ES0903631		Stage 2	-	-	-	-	-	-	-	-	-	-	-	-	-	-	-	-	-	-	-	-	-	-	-	-	-	-	-	-	-	-	-	-	-	-	-	-	-
151.1719	-23.7606	D03_1103(	277	0.3-0.5	11/03/2009	EB0904394		Stage 2	-	-	-	-	20	-	-	3990	-	-	215	-	-	1.5	-	0.34	-	-	-	-	<1	-	<10	<0.02	-	9	-	-	-	<0.02	-	-	6.4	-	<2	-	-
151.1719	-23.7606	D04_1103(	277	0.8-1	11/03/2009	EB0904394		Stage 2	-	-	-	-	5.4	-	-	1080	-	-	508	-	-	1.5	-	0.81	-	-	-	-	<1	-	<10	<0.02	-	8.5	-	-	-	<0.02	-	-	1.73	-	<2	-	-
151.172	-23.7831	270	270	0 - 0.1	21/03/2009	EB0904884		Stage 1b	-	-	-	-	2.65	-	-	530	-	-	82	-	-	1.5	-	0.13	-	-	-	-	<1	-	<10	<0.02	-	8.8	-	-	-	<0.02	-	-	0.85	-	<2	-	-
151.172	-23.7831	270	270	0 - 0.5	21/03/2009	ES0904150		Stage 1b	-	-	-	-	-	-	-	-	-	-	-	-	-	-	-	-	-	-	-	-	-	-	-	-	-	-	-	-	-	-	-	-	-	-	-	-	-
151.172	-23.7831	270	270	0.3-0.5	21/03/2009	EB0904884		Stage 1b	-	-	-	-	0.92	-	-	183	-	-	<10	-	-	1.5	-	<0.02	-	-	-	-	<1	-	<10	<0.02	-	8.3	-	-	-	<0.02	-	-	0.29	-	<2	-	-
151.172	-23.7831	270	270	0.5-1.35	21/03/2009	ES0904150		Stage 1b	-	-	-	-	-	-	-	-	-	-	-	-	-	-	-	-	-	-	-	-	-	-	-	-	-	-	-	-	-	-	-	-	-	-	-	-	-
151.172	-23.7831	270	270	0.8-1	21/03/2009	EB0904884		Stage 1b	-	-	-	-	0.41	-	-	82	-	-	<10	-	-	1.5	-	<0.02	-	-	-	-	<1	-	<10	<0.02	-	6.6	-	-	-	<0.02	-	-	0.13	-	<2	-	-
151.172	-23.7831	270_0.1	270	0.1	21/03/2009	Field Test		Stage 1b	8.84	2.63	6.21	2	-	-	-	-	-	-	-	-	-	-	-	-	-	-	-	-	-	-	-	-	-	-	-	-	-	-	-	-	-	-	-	-	-
151.172	-23.7831	270_0.25	270	0.25	21/03/2009	Field Test		Stage 1b	6.92	1.25	5.67	-	-	-	-	-	-	-	-	-	-	-	-	-	-	-	-	-	-	-	-	-	-	-	-	-	-	-	-	-	-	-	-	-	-
151.172	-23.7831	270_0.5	270	0.5	21/03/2009	Field Test		Stage 1b	6.62	1.18	5.44	-	-	-	-	-	-	-	-	-	-	-	-	-	-	-	-	-	-	-	-	-	-	-	-	-	-	-	-	-	-	-	-	-	-
151.172	-23.7831	270_0.75	270	0.75	21/03/2009	Field Test		Stage 1b	6.53	1.09	5.44	-	-	-	-	-	-	-	-	-	-	-	-	-	-	-	-	-	-	-	-	-	-	-	-	-	-	-	-	-	-	-	-	-	-
151.172	-23.7831	270_1	270	1	21/03/2009	Field Test		Stage 1b	6.49	1.24	5.25	-	-	-	-	-	-	-	-	-	-	-	-	-	-	-	-	-	-	-	-	-	-	-	-	-	-	-	-	-	-	-	-	-	-
151.172	-23.7831	270_1.25	270	1.25	21/03/2009	Field Test		Stage 1b	6.85	1.45	5.4	-	-	-	-	-	-	-	-	-	-	-	-	-	-	-	-	-	-	-	-	-	-	-	-	-	-	-	-	-	-	-	-	-	-
151.1724	-23.7767	206	206	0 - 0.1	12/03/2009	EB0904394		Stage 3	-	-	-	-	6.97	-	-	1390	-	-	148	-	-	1.5	-	0.24	-	-	-	-	<1	-	<10	<0.02	-	9	-	-	-	<0.02	-	-	2.23	-	<2	-	-
151.1724	-23.7767	206	206	0 - 0.5	12/03/2009	ES0903756		Stage 3	-	-	-	-	-	-	-	-	-	-	-	-	-	-	-	-	-	-	-	-	-	-	-	-	-	-	-	-	-	-	-	-	-	-	-	-	-
151.1724	-23.7767	206	206	0 - 0.5	12/03/2009	ES0904190		Stage 3	-	-	-	-	-	-	-	-	-	-	-	-	-	-	-	-	-	-	-	-	-	-	-	-	-	-	-	-	-	-	-	-	-	-	-	-	-
151.1724	-23.7767	206	206	0.3-0.5	12/03/2009	EB0904394		Stage 3	-	-	-	-	3.62	-	-	723	-	-	586	-	-	1.5	-	0.94	-	-	-	-	8	-	103	0.16	-	8.7	-	-	-	<0.02	-	-	1.16	-	<2	-	-
151.1724	-23.7767	206	206	0.5-1	12/03/2009	ES0903756		Stage 3	-	-	-	-	-	-	-	-	-	-	-	-	-	-	-	-	-	-	-	-	-	-	-	-	-	-	-	-	-	-	-	-	-	-	-	-	-
151.1724	-23.7767	206	206	0.8-1	12/03/2009	EB0904394		Stage 3	-	-	-	-	1.84	-	-	368	-	-	668	-	-	1.5	-	1.07	-	-	-	-	32	-	422	0.68	-	8.7	-	-	-	<0.02	-	-	0.59	-	<2	-	-
151.1724	-23.7767	206	206	1.3-1.5	12/03/2009	EB0904394		Stage 3	-	-	-	-	2.2	-	-	440	-	-	365	-	-	1.5	-	0.58	-	-	-	-	5	-	72	0.12	-	8.5	-	-	-	<0.02	-	-	0.7	-	<2	-	-
151.1724	-23.7767	206	206	1.5-2	12/03/2009	ES0903756		Stage 3	-	-	-	-	-	-	-	-	-	-	-	-	-	-	-	-	-	-	-	-	-	-	-	-	-	-	-	-	-	-	-	-	-	-	-	-	-
151.1724	-23.7767	206	206	1.8-2	12/03/2009	EB0904394		Stage 3	-	-	-	-	2.2	-	-	440	-	-	368	-	-	1.5	-	0.59	-	-	-	-	6	-	75	0.12	-	8.5	-	-	-	<0.02	-	-	0.7	-	<2	-	-
151.1724	-23.7767	206	206	1-1.5	12/03/2009	ES0903756		Stage 3	-	-	-	-	-	-	-	-	-	-	-	-	-	-	-	-	-	-	-	-	-	-	-	-	-	-	-	-	-	-	-	-	-	-	-	-	-
151.1724	-23.7767	206	206	2.3-2.5	12/03/2009	EB0904394		Stage 3	-	-	-	-	2	-	-	399	-	-	305	-	-	1.5	-	0.49	-	-	-	-	3	-	39	0.06	-	8.5	-	-	-	<0.02	-	-	0.64	-	<2	-	-
151.1724	-23.7767	206	206	2-3	12/03/2009	ES0903756		Stage 3	-	-	-	-	-	-	-	-	-	-	-	-	-	-	-	-	-	-	-	-	-	-	-	-	-	-	-	-	-	-	-	-	-	-	-	-	-
151.1724	-23.7767	206	206	3.3-3.5	12/03/2009	EB0904394		Stage 3	-	-	-	-	1.24	-	-	247	-	-	360	-	-	1.5	-	0.58	-	-	-	-	15	-	196	0.31	-	8.6	-	-	-	<0.02	-	-	0.4	-	<2	-	-
151.1724	-23.7767	206	206	3-4	12/03/2009	ES0903756		Stage 3	-	-	-	-	-	-	-	-	-	-	-	-	-	-	-	-	-	-	-	-	-	-	-	-	-	-	-	-	-	-	-	-	-	-	-	-	-
151.1724	-23.7767	206	206	4.3-4.5	12/03/2009	EB0904394		Stage 3	-	-	-	-	2.2	-	-	440	-	-	319	-	-	1.5	-	0.51	-	-	-	-	2	-	26	0.04	-	8.5	-	-	-	<0.02	-	-	0.7	-	<2	-	-

									ASS Field Test				ASS																														
									pH (F)	pH Change	pH OX	Reaction Rate	Acid Neutralising Capacity	Acid Reacted Calcium	Acid Reacted Magnesium	acidity - Acid Neutralising Capacity (19A2)	acidity - Acid Reacted Calcium	acidity - Acid Reacted Magnesium	acidity - Chromium Reducible Sulfur (a-22B)	acidity - Excess Acid Neutralising Capacity	acidity - Peroxide Oxidisable Sulfur	ANC Fineness Factor	Calcium in Peroxide	Chromium Reducible Sulfur	Excess Acid Neutralising Capacity	KCl Extractable Calcium	KCl Extractable Magnesium	KCl Extractable Sulfur	Liming Rate	Magnesium in Peroxide	Net Acidity (acidity units)	Net Acidity (sulfur units)	Peroxide Oxidisable Sulfur	pH KCl	sulfidic - Acid Reacted Calcium	sulfidic - Acid Reacted Magnesium	sulfidic - Excess Acid Neutralising Capacity	sulfidic - Titratable Actual Acidity	sulfidic - Titratable Peroxide Acidity	sulfidic - Titratable Sulfidic Acidity	sulfidic-Acid Neutral	Sulfur in Peroxide	Titratable Actual Acidity	Titratable Peroxide Acidity	Titratable Sulfidic Acidity
									pH Unit	pH Units	pH Unit	Units	m H+/t	%	%	mol h+/t	mole H+/t	mole H+/t	m H+/t	mole H+/t	mole H+/t	-	%	% S	%	%	%	%	%	kg CaCO3/t	%	mole H+/t	%S	%	pH Unit	% S	%S	%S	%S	%S	%S	%S	%	mole H+/t	mole H+/t	mole H+/t
EQL									0.1		0.1	1	0.01	0.02	0.02	10	10	10	10	10	10	0.5	0.02	0.02	0.02	0.02	0.02	0.02	1	0.02	10	0.02	0.02	0.1	0.01	0.02	0.02	0.02	0.02	0.02	0.01	0.02	2	2	2
National Assessment Guidelines for Dredging- Maximum																																											
National Assessment Guidelines for Dredging- Screening																																											
QASSIT 1998 (Field Screen)									5-14	1	5-14	2																															
QASSIT 1998 (Minimum)																															18	0.03											
x coord	y coord	Field ID	Core #	Depth (m)	Date Sample	SDG	GC Borelog Approved	Purpose																																			
151.1724	-23.7767	206	206	4-5.4	12/03/2009	ES0903756		Stage 3	-	-	-	-	-	-	-	-	-	-	-	-	-	-	-	-	-	-	-	-	-	-	-	-	-	-	-	-	-	-	-	-	-	-	-
151.1724	-23.7767	206	206	5.3-5.4	12/03/2009	EB0904394		Stage 3	-	-	-	-	2.25	-	-	450	-	-	302	-	-	1.5	-	0.48	-	-	-	-	<1	-	<10	<0.02	-	8.5	-	-	-	<0.02	-	-	0.72	-	<2	-	-
151.1724	-23.7767	206_0.1	206	0.1	12/03/2009	Field Test		Stage 3	8.75	2.91	5.84	1	-	-	-	-	-	-	-	-	-	-	-	-	-	-	-	-	-	-	-	-	-	-	-	-	-	-	-	-	-	-	-
151.1724	-23.7767	206_0.25	206	0.25	12/03/2009	Field Test		Stage 3	9.17	4.56	4.61	1	-	-	-	-	-	-	-	-	-	-	-	-	-	-	-	-	-	-	-	-	-	-	-	-	-	-	-	-	-	-	-
151.1724	-23.7767	206_0.5	206	0.5	12/03/2009	Field Test		Stage 3	8.77	2.86	5.91	1	-	-	-	-	-	-	-	-	-	-	-	-	-	-	-	-	-	-	-	-	-	-	-	-	-	-	-	-	-	-	-
151.1724	-23.7767	206_0.75	206	0.75	12/03/2009	Field Test		Stage 3	8.92	2.97	5.95	1	-	-	-	-	-	-	-	-	-	-	-	-	-	-	-	-	-	-	-	-	-	-	-	-	-	-	-	-	-	-	-
151.1724	-23.7767	206_1	206	1	12/03/2009	Field Test		Stage 3	8.7	6.06	2.64	1	-	-	-	-	-	-	-	-	-	-	-	-	-	-	-	-	-	-	-	-	-	-	-	-	-	-	-	-	-	-	-
151.1724	-23.7767	206_1.25	206	1.25	12/03/2009	Field Test		Stage 3	8.77	2.93	5.84	1	-	-	-	-	-	-	-	-	-	-	-	-	-	-	-	-	-	-	-	-	-	-	-	-	-	-	-	-	-	-	-
151.1724	-23.7767	206_1.5	206	1.5	12/03/2009	Field Test		Stage 3	8.36	2.41	5.95	1	-	-	-	-	-	-	-	-	-	-	-	-	-	-	-	-	-	-	-	-	-	-	-	-	-	-	-	-	-	-	-
151.1724	-23.7767	206_1.75	206	1.75	12/03/2009	Field Test		Stage 3	9.17	4.65	4.52	1	-	-	-	-	-	-	-	-	-	-	-	-	-	-	-	-	-	-	-	-	-	-	-	-	-	-	-	-	-	-	-
151.1724	-23.7767	206_2	206	2	12/03/2009	Field Test		Stage 3	8.5	5.59	2.91	1	-	-	-	-	-	-	-	-	-	-	-	-	-	-	-	-	-	-	-	-	-	-	-	-	-	-	-	-	-	-	-
151.1724	-23.7767	206_2.25	206	2.25	12/03/2009	Field Test		Stage 3	8.69	3.37	5.32	1	-	-	-	-	-	-	-	-	-	-	-	-	-	-	-	-	-	-	-	-	-	-	-	-	-	-	-	-	-	-	-
151.1724	-23.7767	206_2.5	206	2.5	12/03/2009	Field Test		Stage 3	8.76	3.63	5.13	3	-	-	-	-	-	-	-	-	-	-	-	-	-	-	-	-	-	-	-	-	-	-	-	-	-	-	-	-	-	-	-
151.1724	-23.7767	206_2.75	206	2.75	12/03/2009	Field Test		Stage 3	8.82	6.75	2.07	1	-	-	-	-	-	-	-	-	-	-	-	-	-	-	-	-	-	-	-	-	-	-	-	-	-	-	-	-	-	-	-
151.1724	-23.7767	206_3	206	3	12/03/2009	Field Test		Stage 3	8.84	6.28	2.56	1	-	-	-	-	-	-	-	-	-	-	-	-	-	-	-	-	-	-	-	-	-	-	-	-	-	-	-	-	-	-	-
151.1724	-23.7767	206_3.25	206	3.25	12/03/2009	Field Test		Stage 3	8.98	7.07	1.91	4	-	-	-	-	-	-	-	-	-	-	-	-	-	-	-	-	-	-	-	-	-	-	-	-	-	-	-	-	-	-	-
151.1724	-23.7767	206_3.5	206	3.5	12/03/2009	Field Test		Stage 3	8.67	7.17	1.5	-	-	-	-	-	-	-	-	-	-	-	-	-	-	-	-	-	-	-	-	-	-	-	-	-	-	-	-	-	-	-	-
151.1724	-23.7767	206_3.75	206	3.75	12/03/2009	Field Test		Stage 3	8.64	4.75	3.89	-	-	-	-	-	-	-	-	-	-	-	-	-	-	-	-	-	-	-	-	-	-	-	-	-	-	-	-	-	-	-	-
151.1724	-23.7767	206_4	206	4	12/03/2009	Field Test		Stage 3	8.68	6.39	2.29	-	-	-	-	-	-	-	-	-	-	-	-	-	-	-	-	-	-	-	-	-	-	-	-	-	-	-	-	-	-	-	-
151.1724	-23.7767	206_4.25	206	4.25	12/03/2009	Field Test		Stage 3	8.72	1.31	7.41	2	-	-	-	-	-	-	-	-	-	-	-	-	-	-	-	-	-	-	-	-	-	-	-	-	-	-	-	-	-	-	-
151.1724	-23.7767	206_4.5	206	4.5	12/03/2009	Field Test		Stage 3	8.75	5.73	3.02	-	-	-	-	-	-	-	-	-	-	-	-	-	-	-	-	-	-	-	-	-	-	-	-	-	-	-	-	-	-	-	-
151.1724	-23.7767	206_4.75	206	4.75	12/03/2009	Field Test		Stage 3	8.62	6.58	2.04	-	-	-	-	-	-	-	-	-	-	-	-	-	-	-	-	-	-	-	-	-	-	-	-	-	-	-	-	-	-	-	-
151.1724	-23.7767	206_5	206	5	12/03/2009	Field Test		Stage 3	8.57	5.82	2.75	-	-	-	-	-	-	-	-	-	-	-	-	-	-	-	-	-	-	-	-	-	-	-	-	-	-	-	-	-	-	-	-
151.1724	-23.7767	206_5.25	206	5.25	12/03/2009	Field Test		Stage 3	8.62	6.91	1.71	-	-	-	-	-	-	-	-	-	-	-	-	-	-	-	-	-	-	-	-	-	-	-	-	-	-	-	-	-	-	-	-
151.1724	-23.7767	206_5.4	206	5.4	12/03/2009	Field Test		Stage 3	8.67	6.42	2.25	-	-	-	-	-	-	-	-	-	-	-	-	-	-	-	-	-	-	-	-	-	-	-	-	-	-	-	-	-	-	-	-
151.1725	-23.7719	195	195	0 - 0.1	12/03/2009	EB0904394		Stage 2	-	-	-	-	16.3	-	-	3250	-	-	24	-	-	1.5	-	0.04	-	-	-	-	<1	-	<10	<0.02	-	9.1	-	-	-	<0.02	-	-	5.21	-	<2	-	-
151.1725	-23.7719	195	195	0 - 0.5	12/03/2009	ES0903756		Stage 2	-	-	-	-	-	-	-	-	-	-	-	-	-	-	-	-	-	-	-	-	-	-	-	-	-	-	-	-	-	-	-	-	-	-	-
151.1725	-23.7719	195	195	0 - 0.5	12/03/2009	ES0904190		Stage 2	-	-	-	-	-	-	-	-	-	-	-	-	-	-	-	-	-	-	-	-	-	-	-	-	-	-	-	-	-	-	-	-	-	-	-
151.1725	-23.7719	195	195	0.3-0.5	12/03/2009	EB0904394		Stage 2	-	-	-	-	1.59	-	-	318	-	-	450	-	-	1.5	-	0.72	-	-	-	-	18	-	238	0.38	-	8.6	-	-	-	<0.02	-	-	0.51	-	<2	-	-
151.1725	-23.7719	195	195	0.5-1	12/03/2009	ES0903756		Stage 2	-	-	-	-	-	-	-	-	-	-	-	-	-	-	-	-	-	-	-	-	-	-	-	-	-	-	-	-	-	-	-	-	-	-	-
151.1725	-23.7719	195	195	0.8-1	12/03/2009	EB0904394		Stage 2	-	-	-	-	1.34	-	-	267	-	-	527	-	-	1.5	-	0.84	-	-	-	-	26	-	349	0.56	-	8.7	-	-	-	<0.02	-	-	0.43	-	<2	-	-
151.1725	-23.7719	195	195	1.3-1.5	12/03/2009	EB0904394		Stage 2	-	-	-	-	2.45	-	-	490	-	-	474	-	-	1.5	-	0.76	-	-	-	-	11	-	147	0.24	-	8.5	-	-	-	<0.02	-	-	0.78	-	<2	-	-
151.1725	-23.7719	195	195	1.5-2	12/03/2009	ES0903756		Stage 2	-	-	-	-	-	-	-	-	-	-	-	-	-	-	-	-	-	-	-	-	-	-	-	-	-	-	-	-	-	-	-	-	-	-	-
151.1725	-23.7719	195	195	1.8-2	12/03/2009	EB0904394		Stage 2	-	-	-	-	2.4	-	-	480	-	-	300	-	-	1.5	-	0.48	-	-	-	-	<1	-	<10	<0.02	-	8.4	-	-	-	<0.02	-	-	0.77	-	<2	-	-
151.1725	-23.7719	195	195	1-1.5	12/03/2009	ES0903756		Stage 2	-	-	-	-	-	-	-	-	-	-	-	-	-	-	-	-	-	-	-	-	-	-	-	-	-	-	-	-	-	-	-	-	-	-	-
151.1725	-23.7719	195	195	2.3-2.5	12/03/2009	EB0904394		Stage 2	-	-	-	-	2.2	-	-	440	-	-	339	-	-	1.5	-	0.54	-	-	-	-	3	-	46	0.07	-	8.5	-	-	-	<0.02	-	-	0.7	-	<2	-	-
151.1725	-23.7719	195	195	2-3	12/03/2009	ES0903756		Stage 2	-	-	-	-	-	-	-	-	-	-	-	-	-	-	-	-	-	-	-	-	-	-	-	-	-	-	-	-	-	-	-	-	-	-	-
151.1725	-23.7719	195	195	3.3-3.5	12/03/2009	EB0904394		Stage 2	-	-	-	-	1.26	-	-	252	-	-	469	-	-	1.5	-	0.75	-	-	-	-	23	-	301	0.48	-	8.4	-	-	-	<0.02	-	-	0.4	-	<2	-	-
151.1725	-23.7719	195	195	3-4	12/03/2009	ES0903756		Stage 2	-	-	-	-	-	-	-	-	-	-	-	-	-	-	-	-	-	-	-	-	-	-	-	-	-	-	-	-	-	-	-	-	-	-	-
151.1725	-23.7719	195	195	4.3-4.5	12/03/2009	EB0904394		Stage 2	-	-	-	-	2.2	-	-	440	-	-	247	-	-	1.5	-	0.4	-	-	-	-	<1	-	<10	<0.02	-	8.5	-	-	-	<0.02	-	-	0.7	-	<2	-	-
151.1725	-23.7719	195	195	4-5.5	12/03/2009	ES0903756		Stage 2	-	-	-	-	-	-	-	-	-	-	-	-	-	-	-	-	-	-	-	-	-	-	-	-	-	-	-	-	-	-	-	-	-	-	-
151.1725	-23.7719	195	195	5.3-5.5	12/03/2009	EB0904394		Stage 2	-	-	-	-	1.18	-	-	237	-	-	365	-	-	1.5	-	0.58	-	-	-	-	16	-	207	0.33	-	8.4	-	-	-	<0.02	-	-	0.38	-	<2	-	-
151.1725	-23.7719	195_0.1	195	0.1	12/03/2009	Field Test		Stage 2	9.15	7.42	1.73	4	-	-	-	-	-	-	-	-	-	-	-	-	-	-	-	-	-	-	-	-	-	-	-	-	-	-	-	-	-	-	-
151.1725	-23.7719	195_0.25	195	0.25	12/03/2009	Field Test		Stage 2	8.84	2.97	5.87	1	-	-	-	-	-	-	-	-	-	-	-	-	-	-	-	-	-	-	-	-	-	-	-	-	-	-	-	-	-	-	-
151.1725	-23.7719	195_0.5	195	0.5	12/03/2009	Field Test		Stage 2	8.64	2.96	5.68	1	-	-	-	-	-	-	-	-	-	-	-	-	-	-	-	-	-	-	-	-	-	-	-	-	-	-	-	-	-	-	-
151.1725	-23.7719	195_0.75	195	0.75	12/03/2009	Field Test		Stage 2	8.6	3.05	5.55	1	-	-	-	-	-	-	-	-	-	-	-	-	-	-	-	-	-	-	-	-	-	-	-	-	-	-	-	-	-	-	-
151.1725	-23.7719	195_1	195	1	12/03/2009	Field Test		Stage 2	8.55	3.1	5.45	2	-	-	-	-	-	-	-	-	-	-	-	-	-	-	-	-	-	-	-	-	-	-	-	-	-	-	-	-	-	-	-
151.1725	-23.7719	195_1.25	195	1.25	12/03/2009	Field Test		Stage 2	8.52	2.71	5.81	1	-	-	-	-	-	-	-	-	-	-	-	-	-	-	-	-	-	-	-	-	-	-	-	-	-	-	-	-	-	-	-
151.1725	-23.7719	195_1.5	195	1.5	12/03/2009	Field Test		Stage 2	8.66	6.63	2.03	3	-	-	-	-	-	-	-	-	-	-	-	-	-	-	-	-	-	-	-	-	-	-	-	-	-	-	-	-	-	-	-
151.1725	-23.7719	195_1.75	195	1.75	12/03/2009	Field Test		Stage 2	8.69	5.16	3.53	3	-	-	-	-	-	-	-	-	-	-	-	-	-	-	-	-	-	-	-	-	-	-	-	-	-	-	-	-	-	-	-
151.1725	-23.7719	195_2	195	2	12/03/2009	Field Test		Stage 2	8.69	4.55	4.14	3	-	-	-	-	-	-	-	-	-	-	-	-	-	-	-	-	-	-	-	-	-	-	-	-	-	-	-	-	-	-	-
151.1725	-23.7719	195_2.25	195	2.25	12/03/2009	Field Test		Stage 2	8.62	2.81	5.81	3	-	-	-	-	-	-	-	-	-	-	-	-	-	-	-	-	-	-	-	-	-	-	-	-	-	-	-	-	-	-	-
151.1725	-23.7719	195_2.5	195	2.5	12/03/2009	Field Test		Stage 2	8.4	4.6	3.8	2	-	-	-	-	-	-	-	-	-	-	-	-	-	-	-	-	-	-	-	-	-	-	-	-	-	-	-	-	-	-	-
151.1725	-23.7719	195_2.75	195	2.75	12/03/2009	Field Test		Stage 2	8.42	5.4	3.02	2	-	-	-	-	-	-	-	-	-	-	-	-	-	-	-	-	-	-	-	-	-	-	-	-	-	-	-	-	-	-	-
151.1725	-23.7719	195_3	195	3	12/03/2009	Field Test		Stage 2	8.13	1.38	6.75	3	-	-	-	-	-	-	-	-	-	-	-	-	-	-	-	-	-	-	-	-	-	-	-	-	-	-	-	-	-	-	-
151.1725	-23.7719	195_3.25	195	3.25	12/03/2009	Field Test		Stage 2	8.57	6.71	1.86	3	-	-	-	-	-	-	-	-	-	-	-	-	-	-	-	-	-	-	-	-	-	-	-	-	-	-	-	-	-	-	-
151.1725	-23.7719	195_3.5	195	3.5	12/03/2009	Field Test		Stage 2	8.85	6.96	1.89	4	-	-	-	-	-	-	-	-	-	-	-	-	-	-	-	-	-	-	-	-	-	-	-	-	-	-	-	-	-	-	-
151.1725	-23.7719	195_3.75	195	3.75	12/03/2009	Field Test		Stage 2	8.7	4.25	4.45	1	-	-	-	-	-	-	-	-	-	-	-	-	-	-	-	-	-	-	-	-	-	-	-	-	-	-	-	-	-	-	-
151.1725	-23.7719	195_4	195	4	12/03/2009	Field Test		Stage 2	8.59	2.43	6.16	3	-	-	-	-	-	-	-	-	-	-	-	-	-	-	-	-	-	-	-	-	-	-	-	-	-	-	-	-	-	-	-
151.1725	-23.7719	195_4.25	195	4.25	12/03/2009	Field Test		Stage 2	8.23	0.64	7.59	3	-	-	-	-	-	-	-	-	-	-	-	-	-	-	-	-	-	-	-	-	-	-	-	-	-	-	-	-	-	-	-
151.1725	-23.7719	195_4.5	195	4.5	12/03/2009	Field Test		Stage 2	8.83	5.59	3.24	1	-	-	-	-	-	-	-	-	-	-	-	-	-	-	-	-	-	-	-	-	-	-	-	-	-	-	-	-	-	-	-
151.1725	-23.7719	195_4.75	195	4.75	12/03/2009	Field Test		Stage 2	8.69	6.98	1.71	1	-	-	-	-	-	-	-	-	-	-	-	-	-	-	-	-	-	-	-	-	-	-	-	-	-	-	-	-	-	-	-
151.1725	-23.7719	195_5	195	5	12/03/2009	Field Test		Stage 2	8.57	2.93	5.64	3	-	-	-	-	-	-	-	-	-	-	-	-	-	-	-	-	-	-	-	-	-	-	-	-	-	-	-	-	-	-	-
151.1725	-23.7719	195_5.25	195	5.25	12/03/2009	Field Test		Stage 2	8.82	7.12	1.7	1	-	-	-	-	-	-	-	-	-	-	-	-	-	-	-	-	-	-	-	-	-	-	-	-	-	-	-	-	-	-	-
151.1725	-23.7719	195_5.5	195	5.5	12/03/2009	Field Test		Stage 2	8.65	1.32	7.33	3	-	-	-	-	-	-	-	-	-	-	-	-	-	-	-	-	-	-	-	-	-	-	-	-	-	-	-	-	-	-	-
151.1725	-23.7719	D04_1203	195	0 - 0.5	12/03/2009	ES0903756		Stage 2	-	-	-	-	-	-	-	-	-	-	-	-	-	-	-	-	-	-	-	-	-	-	-	-	-	-	-	-	-	-	-	-	-	-	-
151.1725	-23.7719	D05_1203	195	0.5-1	12/03/2009	ES0903756		Stage 2	-	-	-	-	-	-	-	-	-	-	-	-	-	-	-	-	-	-	-	-	-	-	-	-	-	-	-	-	-	-	-	-	-	-	-
151.1725	-23.7719	D06_1203	195	0.8-1	12/03/2009	EB0904394		Stage 2	-	-	-	-	2.1	-	-	419	-	-	498	-	-	1.5	-	0.8	-	-	-	-	16	-	219	0.35	-	8.6	-	-	-	<0.02	-	-	0.67	-	<2	-	-
151.1725	-23.7719	D07_1203	195	2.3-2.5	12/03/2009	EB0904394		Stage 2	-	-	-	-	2.02	-	-	404	-	-	293	-	-	1.5	-	0.47	-	-	-	-	2	-	23	0.04	-	8.5	-	-	-	<0.02	-	-	0.65	-	<2	-	-
151.1726	-23.7737	199	199	0 - 0.1	28/02/2009	EB0903447		Stage 2	-	-	-	-	16.6	-	-	3310	-	-	88	-	-	1.5	-	0.14	-	-	-	-	<1	-	<10	<0.02	-	9	5.31	-	-	<0.02	-	-	-	-	<2	-	-
151.1726	-23.7737	199	199	0 - 0.5	28/02/2009	ES0902972		Stage 2	-	-	-	-	-	-	-	-	-	-	-	-	-	-	-	-	-	-	-	-	-	-	-	-	-	-	-	-	-	-	-	-	-	-	-
151.1726	-23.7737	199	199	0 - 0.5	28/02/2009	ES0903492		Stage 2	-	-	-	-	-	-	-	-	-	-	-	-	-	-	-	-	-	-	-	-	-	-	-	-	-	-	-	-	-	-	-	-	-	-	-
151.1726	-23.7737	199	199	0.3-0.5	28/02/2009	EB0903447		Stage 2	-	-	-	-	2.15	-	-	430	-	-	502	-	-	1.5	-	0.8	-	-	-	-	16	-	215	0.34	-	8.6	0.69	-	-	<0.02	-	-	-	-	<2	-	-
151.1726	-23.7737	199	199	0.5-1	28/02/2009	ES0902972		Stage 2	-	-	-	-	-	-	-	-	-	-	-	-	-	-	-	-	-	-	-	-	-	-	-	-	-	-	-	-	-	-	-	-	-	-	-
151.1726	-23.7737	199	199	0.8-1	28/02/2009	EB0903447		Stage 2	-	-	-	-	2.2	-	-	440	-	-	317	-	-	1.5	-	0.51	-	-	-	-	2	-	24	0.04	-	8.6	0.7	-	-	<0.02	-	-	-	-	<2	-	-
151.1726	-23.7737	199	199	1.3-1.5	28/02/2009	EB0903447		Stage 2	-	-	-	-	2.1	-	-	420	-	-	337	-	-	1.5	-	0.54	-	-	-	-	4	-	57	0.09	-	8.5	0.67	-	-	<0.02	-	-	-	-	<2	-	-
151.1726	-23.7737	199	199	1.5-2	28/02/2009	ES0902972		Stage 2	-	-	-	-	-	-	-	-	-	-	-	-	-	-	-	-	-	-	-	-	-	-	-	-	-	-	-	-	-	-	-	-	-	-	-
151.1726	-23.7737	199	199	1.8-2	28/02/2009	EB0903447		Stage 2	-	-	-	-	4.23	-	-	844	-	-	206	-	-	1.5	-	0.33	-	-	-	-	<1	-	<10	<0.02	-	8.7	1.35	-	-	<0.02	-	-	-	-	<2	-	-
151.1726	-23.7737	199	199	1-1.5	28/02/2009	ES0902972		Stage 2	-	-	-	-	-	-	-	-	-	-	-	-	-	-	-	-	-	-	-	-	-	-	-	-	-	-	-	-	-	-	-	-	-	-	-
151.1726	-23.7737	199	199	2.3-2.5	28/02/2009	EB0903447		Stage 2	-	-	-	-	1.85	-	-	370	-	-	519	-	-	1.5	-	0.83	-	-	-	-	20	-	272	0.44	-	8.6	0.59	-	-	<0.02	-	-	-	-	<2	-	-
151.1726	-23.7737	199	199	2.8-3	28/02/2009	EB0903447		Stage 2	-	-	-	-	2.27	-	-	454	-	-	243	-	-	1.5	-	0.39	-	-	-	-	<1	-	<10	<0.02	-	8.5	0.73	-	-	<0.02	-	-	-	-	<2	-	-
151.1726	-23.7737	199	199	2-3	28/02/2009	ES0902972		Stage 2	-	-	-	-	-	-	-	-	-	-	-	-	-	-	-	-	-	-	-	-	-	-	-	-	-	-	-	-	-	-	-	-	-	-	-
151.1726	-23.7737	199	199	3.3-3.5	28/02/2009	EB0903447		Stage 2	-	-	-	-	2.72	-	-	543	-	-	317	-	-	1.5	-	0.51	-	-	-	-	<1	-	<10	<0.02	-	8.6	0.87	-	-	<0.02	-	-	-	-	<2	-	-
151.1726	-23.7737	199	199	3.8-4	28/02/2009	EB0903447		Stage 2	-	-	-	-	2.08	-	-	415	-	-	344	-	-	1.5	-	0.55	-	-	-	-	5	-	68	0.11	-	8.5	0.66	-	-	<0.02	-	-	-	-	<2	-	-
151.1726	-23.7737	199	199	3-4	28/02/2009	ES0902972		Stage 2	-	-	-	-	-	-	-	-	-	-	-	-	-	-	-	-	-	-	-	-	-	-	-	-	-	-	-	-	-	-	-	-	-	-	-
151.1726	-23.7737	199	199	4.3-4.5	28/02/2009	EB0903447		Stage 2	-	-	-	-	2.3	-	-	459	-	-	123	-	-	1.5	-	0.2	-	-	-	-	<1	-	<10	<0.02	-	8.5	0.74	-	-	<0.02	-	-	-	-	<2	-	-
151.1726	-23.7737	199	199	4.8-5	28/02/2009	EB0903447		Stage 2	-	-	-	-	2.74	-	-	548	-	-	177	-	-	1.5	-	0.28	-	-	-	-	<1	-	<10	<0.02	-	8.7	0.88	-	-	<0.02	-	-	-	-	<2	-	-
151.1726	-23.7737	199	199	4-5.5	28/02/2009	ES0902972		Stage 2	-	-	-	-	-	-	-	-	-	-	-	-	-	-	-	-	-	-	-	-	-	-	-	-	-	-	-	-	-	-	-	-	-	-	-
151.1726	-23.7737	199	199	5.3-5.5	28/02/2009	EB0903447		Stage 2	-	-	-	-	3.24	-	-	647	-	-	273	-	-	1.5	-	0.44	-	-	-	-	<1	-	<10	<0.02	-	8.6	1.04	-	-	<0.02	-	-	-	-	<2	-	-
151.1726	-23.7737	199_0.1	199	0.1	28/02/2009	Field Test		Stage 2	9.18	3.68	5.5	2	-	-	-	-	-	-	-	-	-	-	-	-	-	-	-	-	-	-	-	-	-	-	-	-	-	-	-	-	-	-	-
151.1726	-23.7737	199_0.25	199	0.25	28/02/2009	Field Test		Stage 2	8.97	7.07	1.9	1	-	-	-	-	-	-	-	-	-	-	-	-	-	-	-	-	-	-	-	-	-	-	-	-	-	-	-	-	-	-	-
151.1726	-23.7737	199_0.5	199	0.5	28/02/2009	Field Test		Stage 2	8.69	6.31	2.38	1	-	-	-	-	-	-	-	-	-	-	-	-	-	-	-	-	-	-	-	-	-	-	-	-	-	-	-	-	-	-	-
151.1726	-23.7737	199_0.75	199	0.75	28/02/2009	Field Test		Stage 2	8.63	5.78	2.85	1	-	-	-	-	-	-	-	-	-	-	-	-	-	-	-	-	-	-	-	-	-	-	-	-	-	-	-	-	-	-	-
151.1726	-23.7737	199_1	199	1	28/02/2009	Field Test		Stage 2	8.5	0.31	8.19	4	-	-	-	-	-	-	-	-	-	-	-	-	-	-	-	-	-	-	-	-	-	-	-	-	-	-	-	-	-	-	-
151.1726	-23.7737	199_1.25	199	1.25	28/02/2009	Field Test		Stage 2	8.91	4.06	4.85	-	-	-	-	-	-	-	-	-	-	-	-	-	-	-	-	-	-	-	-	-	-	-	-	-	-	-	-	-	-	-	-
151.1726	-23.7737	199_1.5	199	1.5	28/02/2009	Field Test		Stage 2	8.45	5.57	2.88	-	-	-	-	-	-	-	-	-	-	-	-	-	-	-	-	-	-	-	-	-	-	-	-	-	-	-	-	-	-	-	-
151.1726	-23.7737	199_1.75	199	1.75	28/02/2009	Field Test		Stage 2	8.33	5.3	3.03	2	-	-	-	-	-	-	-	-	-	-	-	-	-	-	-	-	-	-	-	-	-	-	-	-	-	-	-	-	-	-	-
151.1726	-23.7737	199_2	199	2	28/02/2009	Field Test		Stage 2	8.88	6.01	2.87	1	-	-	-	-	-	-	-	-	-	-	-	-	-	-	-	-	-	-	-	-	-	-	-	-	-	-	-	-	-	-	-

									ASS Field Test				ASS																															
									pH (F)	pH Change	pH OX	Reaction Rate	Acid Neutralising Capacity	Acid Reacted Calcium	Acid Reacted Magnesium	acidity - Acid Neutralising Capacity (19A2)	acidity - Acid Reacted Calcium	acidity - Acid Reacted Magnesium	acidity - Chromium Reducible Sulfur (a-22B)	acidity - Excess Acid Neutralising Capacity	acidity - Peroxide Oxidisable Sulfur	ANC Fineness Factor	Calcium in Peroxide	Chromium Reducible Sulfur	Excess Acid Neutralising Capacity	KCl Extractable Calcium	KCl Extractable Magnesium	KCl Extractable Sulfur	Liming Rate	Magnesium in Peroxide	Net Acidity (acidity units)	Net Acidity (sulfur units)	Peroxide Oxidisable Sulfur	pH KCl	sulfidic - Acid Reacted Calcium	sulfidic - Acid Reacted Magnesium	sulfidic - Excess Acid Neutralising Capacity	sulfidic - Titratable Actual Acidity	sulfidic - Titratable Peroxide Acidity	sulfidic - Titratable Sulfidic Acidity	sulfidic-Acid Neutral	Sulfur in Peroxide	Titratable Actual Acidity	Titratable Peroxide Acidity	Titratable Sulfidic Acidity
									pH Unit	pH Units	pH Unit	Units	m H+/t	%	%	mol h+/t	mole H+/t	mole H+/t	m H+/t	mole H+/t	mole H+/t	-	%	% S	%	%	%	%	kg CaCO3/t	%	mole H+/t	%S	%	pH Unit	% S	%S	%S	%S	%S	%S	%	mole H+/t	mole H+/t	mole H+/t
EQL									0.1		0.1	1	0.01	0.02	0.02	10	10	10	10	10	10	0.5	0.02	0.02	0.02	0.02	0.02	0.02	1	0.02	10	0.02	0.02	0.1	0.01	0.02	0.02	0.02	0.02	0.02	0.01	0.02	2	2	2
National Assessment Guidelines for Dredging- Maximum																																												
National Assessment Guidelines for Dredging- Screening																																												
QASSIT 1998 (Field Screen)									5-14	1	5-14	2																																
QASSIT 1998 (Minimum)																															18	0.03												
x coord	y coord	Field ID	Core #	Depth (m)	Date Sample	SDG	GC Borelog Approved	Purpose																																				
151.1726	-23.7737	199_2.25	199	2.25	28/02/2009	Field Test		Stage 2	8.45	6.51	1.94	3	-	-	-	-	-	-	-	-	-	-	-	-	-	-	-	-	-	-	-	-	-	-	-	-	-	-	-	-	-	-	-	-
151.1726	-23.7737	199_2.5	199	2.5	28/02/2009	Field Test		Stage 2	8.92	6.33	2.59	1	-	-	-	-	-	-	-	-	-	-	-	-	-	-	-	-	-	-	-	-	-	-	-	-	-	-	-	-	-	-	-	-
151.1726	-23.7737	199_2.75	199	2.75	28/02/2009	Field Test		Stage 2	8.32	5.08	3.24	-	-	-	-	-	-	-	-	-	-	-	-	-	-	-	-	-	-	-	-	-	-	-	-	-	-	-	-	-	-	-	-	-
151.1726	-23.7737	199_3	199	3	28/02/2009	Field Test		Stage 2	8.6	5.98	2.62	-	-	-	-	-	-	-	-	-	-	-	-	-	-	-	-	-	-	-	-	-	-	-	-	-	-	-	-	-	-	-	-	-
151.1726	-23.7737	199_3.25	199	3.25	28/02/2009	Field Test		Stage 2	8.78	0.93	7.85	4	-	-	-	-	-	-	-	-	-	-	-	-	-	-	-	-	-	-	-	-	-	-	-	-	-	-	-	-	-	-	-	-
151.1726	-23.7737	199_3.5	199	3.5	28/02/2009	Field Test		Stage 2	8.57	6.53	2.04	1	-	-	-	-	-	-	-	-	-	-	-	-	-	-	-	-	-	-	-	-	-	-	-	-	-	-	-	-	-	-	-	-
151.1726	-23.7737	199_3.75	199	3.75	28/02/2009	Field Test		Stage 2	8.69	6.01	2.68	1	-	-	-	-	-	-	-	-	-	-	-	-	-	-	-	-	-	-	-	-	-	-	-	-	-	-	-	-	-	-	-	-
151.1726	-23.7737	199_4	199	4	28/02/2009	Field Test		Stage 2	8.56	1.84	6.72	1	-	-	-	-	-	-	-	-	-	-	-	-	-	-	-	-	-	-	-	-	-	-	-	-	-	-	-	-	-	-	-	-
151.1726	-23.7737	199_4.25	199	4.25	28/02/2009	Field Test		Stage 2	8.9	6.35	2.55	1	-	-	-	-	-	-	-	-	-	-	-	-	-	-	-	-	-	-	-	-	-	-	-	-	-	-	-	-	-	-	-	-
151.1726	-23.7737	199_4.5	199	4.5	28/02/2009	Field Test		Stage 2	8.75	6.1	2.65	1	-	-	-	-	-	-	-	-	-	-	-	-	-	-	-	-	-	-	-	-	-	-	-	-	-	-	-	-	-	-	-	-
151.1726	-23.7737	199_4.75	199	4.75	28/02/2009	Field Test		Stage 2	8.61	6	2.61	-	-	-	-	-	-	-	-	-	-	-	-	-	-	-	-	-	-	-	-	-	-	-	-	-	-	-	-	-	-	-	-	-
151.1726	-23.7737	199_5	199	5	28/02/2009	Field Test		Stage 2	8.69	0.91	7.78	1	-	-	-	-	-	-	-	-	-	-	-	-	-	-	-	-	-	-	-	-	-	-	-	-	-	-	-	-	-	-	-	-
151.1726	-23.7737	199_5.25	199	5.25	28/02/2009	Field Test		Stage 2	8.73	4.32	4.41	1	-	-	-	-	-	-	-	-	-	-	-	-	-	-	-	-	-	-	-	-	-	-	-	-	-	-	-	-	-	-	-	-
151.1726	-23.7674	185	185	0 - 0.1	28/02/2009	EB0903447		Stage 2	-	-	-	-	3.53	-	-	706	-	-	214	-	-	1.5	-	0.34	-	-	-	-	<1	-	<10	<0.02	-	8.9	1.13	-	-	<0.02	-	-	-	-	<2	-	-
151.1726	-23.7674	185	185	0 - 0.5	28/02/2009	ES0902972		Stage 2	-	-	-	-	-	-	-	-	-	-	-	-	-	-	-	-	-	-	-	-	-	-	-	-	-	-	-	-	-	-	-	-	-	-	-	-
151.1726	-23.7674	185	185	0 - 0.5	28/02/2009	ES0903492		Stage 2	-	-	-	-	-	-	-	-	-	-	-	-	-	-	-	-	-	-	-	-	-	-	-	-	-	-	-	-	-	-	-	-	-	-	-	-
151.1726	-23.7674	185	185	0.3-0.5	28/02/2009	EB0903447		Stage 2	-	-	-	-	1.85	-	-	370	-	-	573	-	-	1.5	-	0.92	-	-	-	-	24	-	326	0.52	-	8.6	0.59	-	-	<0.02	-	-	-	-	<2	-	-
151.1726	-23.7674	185	185	0.5-1	28/02/2009	ES0902972		Stage 2	-	-	-	-	-	-	-	-	-	-	-	-	-	-	-	-	-	-	-	-	-	-	-	-	-	-	-	-	-	-	-	-	-	-	-	-
151.1726	-23.7674	185	185	0.8-1	28/02/2009	EB0903447		Stage 2	-	-	-	-	2.6	-	-	519	-	-	406	-	-	1.5	-	0.65	-	-	-	-	4	-	60	0.1	-	8.6	0.83	-	-	<0.02	-	-	-	-	<2	-	-
151.1726	-23.7674	185	185	1.3-1.5	28/02/2009	EB0903447		Stage 2	-	-	-	-	1.98	-	-	395	-	-	234	-	-	1.5	-	0.37	-	-	-	-	<1	-	<10	<0.02	-	8.7	0.63	-	-	<0.02	-	-	-	-	<2	-	-
151.1726	-23.7674	185	185	1.5-2	28/02/2009	ES0902972		Stage 2	-	-	-	-	-	-	-	-	-	-	-	-	-	-	-	-	-	-	-	-	-	-	-	-	-	-	-	-	-	-	-	-	-	-	-	-
151.1726	-23.7674	185	185	1.8-2	28/02/2009	EB0903447		Stage 2	-	-	-	-	1.56	-	-	311	-	-	571	-	-	1.5	-	0.91	-	-	-	-	27	-	363	0.58	-	8.7	0.5	-	-	<0.02	-	-	-	-	<2	-	-
151.1726	-23.7674	185	185	1-1.5	28/02/2009	ES0902972		Stage 2	-	-	-	-	-	-	-	-	-	-	-	-	-	-	-	-	-	-	-	-	-	-	-	-	-	-	-	-	-	-	-	-	-	-	-	-
151.1726	-23.7674	185	185	2.3-2.5	28/02/2009	EB0903447		Stage 2	-	-	-	-	1.36	-	-	272	-	-	263	-	-	1.5	-	0.42	-	-	-	-	6	-	82	0.13	-	8.7	0.44	-	-	<0.02	-	-	-	-	<2	-	-
151.1726	-23.7674	185	185	2.8-3	28/02/2009	EB0903447		Stage 2	-	-	-	-	1.11	-	-	222	-	-	396	-	-	1.5	-	0.63	-	-	-	-	18	-	248	0.4	-	8.2	0.36	-	-	<0.02	-	-	-	-	<2	-	-
151.1726	-23.7674	185	185	2-3.5	28/02/2009	ES0902972		Stage 2	-	-	-	-	-	-	-	-	-	-	-	-	-	-	-	-	-	-	-	-	-	-	-	-	-	-	-	-	-	-	-	-	-	-	-	-
151.1726	-23.7674	185	185	3.3-3.5	28/02/2009	EB0903447		Stage 2	-	-	-	-	1.01	-	-	203	-	-	411	-	-	1.5	-	0.66	-	-	-	-	21	-	276	0.44	-	8	0.32	-	-	<0.02	-	-	-	-	<2	-	-
151.1726	-23.7674	185	185	3.5-4	28/02/2009	ES0902972		Stage 2	-	-	-	-	-	-	-	-	-	-	-	-	-	-	-	-	-	-	-	-	-	-	-	-	-	-	-	-	-	-	-	-	-	-	-	-
151.1726	-23.7674	185	185	3.8-4	28/02/2009	EB0903447		Stage 2	-	-	-	-	0.57	-	-	114	-	-	27	-	-	1.5	-	0.04	-	-	-	-	<1	-	<10	<0.02	-	7	0.18	-	-	<0.02	-	-	-	-	<2	-	-
151.1726	-23.7674	185	185	4.3-4.5	28/02/2009	EB0903447		Stage 2	-	-	-	-	0.38	-	-	77	-	-	17	-	-	1.5	-	0.03	-	-	-	-	<1	-	<10	<0.02	-	6.9	0.12	-	-	<0.02	-	-	-	-	<2	-	-
151.1726	-23.7674	185	185	4.8-5	28/02/2009	EB0903447		Stage 2	-	-	-	-	0.38	-	-	77	-	-	<10	-	-	1.5	-	<0.02	-	-	-	-	<1	-	<10	<0.02	-	7.3	0.12	-	-	<0.02	-	-	-	-	<2	-	-
151.1726	-23.7674	185	185	4-4.5	28/02/2009	ES0903492		Stage 2	-	-	-	-	-	-	-	-	-	-	-	-	-	-	-	-	-	-	-	-	-	-	-	-	-	-	-	-	-	-	-	-	-	-	-	-
151.1726	-23.7674	185	185	4-5	28/02/2009	ES0902972		Stage 2	-	-	-	-	-	-	-	-	-	-	-	-	-	-	-	-	-	-	-	-	-	-	-	-	-	-	-	-	-	-	-	-	-	-	-	-
151.1726	-23.7674	185	185	5.3-5.5	28/02/2009	EB0903447		Stage 2	-	-	-	-	0.02	-	-	<10	-	-	<10	-	-	1.5	-	<0.02	-	-	-	-	<1	-	<10	<0.02	-	9.2	<0.01	-	-	<0.02	-	-	-	-	<2	-	-
151.1726	-23.7674	185	185	5-5.5	28/02/2009	ES0902972		Stage 2	-	-	-	-	-	-	-	-	-	-	-	-	-	-	-	-	-	-	-	-	-	-	-	-	-	-	-	-	-	-	-	-	-	-	-	-
151.1726	-23.7674	185	185	5-5.5	28/02/2009	ES0903492		Stage 2	-	-	-	-	-	-	-	-	-	-	-	-	-	-	-	-	-	-	-	-	-	-	-	-	-	-	-	-	-	-	-	-	-	-	-	-
151.1726	-23.7674	185_0.1	185	0.1	28/02/2009	Field Test		Stage 2	8.9	4.4	4.5	1	-	-	-	-	-	-	-	-	-	-	-	-	-	-	-	-	-	-	-	-	-	-	-	-	-	-	-	-	-	-	-	-
151.1726	-23.7674	185_0.25	185	0.25	28/02/2009	Field Test		Stage 2	8.95	7.45	1.5	2	-	-	-	-	-	-	-	-	-	-	-	-	-	-	-	-	-	-	-	-	-	-	-	-	-	-	-	-	-	-	-	-
151.1726	-23.7674	185_0.5	185	0.5	28/02/2009	Field Test		Stage 2	8.65	4.95	3.7	2	-	-	-	-	-	-	-	-	-	-	-	-	-	-	-	-	-	-	-	-	-	-	-	-	-	-	-	-	-	-	-	-
151.1726	-23.7674	185_0.75	185	0.75	28/02/2009	Field Test		Stage 2	8.66	6.65	2.01	2	-	-	-	-	-	-	-	-	-	-	-	-	-	-	-	-	-	-	-	-	-	-	-	-	-	-	-	-	-	-	-	-
151.1726	-23.7674	185_1	185	1	28/02/2009	Field Test		Stage 2	8.67	6.54	2.13	3	-	-	-	-	-	-	-	-	-	-	-	-	-	-	-	-	-	-	-	-	-	-	-	-	-	-	-	-	-	-	-	-
151.1726	-23.7674	185_1.25	185	1.25	28/02/2009	Field Test		Stage 2	8.56	6.65	1.91	1	-	-	-	-	-	-	-	-	-	-	-	-	-	-	-	-	-	-	-	-	-	-	-	-	-	-	-	-	-	-	-	-
151.1726	-23.7674	185_1.5	185	1.5	28/02/2009	Field Test		Stage 2	8.48	6.56	1.92	1	-	-	-	-	-	-	-	-	-	-	-	-	-	-	-	-	-	-	-	-	-	-	-	-	-	-	-	-	-	-	-	-
151.1726	-23.7674	185_1.75	185	1.75	28/02/2009	Field Test		Stage 2	8.51	5.66	2.85	2	-	-	-	-	-	-	-	-	-	-	-	-	-	-	-	-	-	-	-	-	-	-	-	-	-	-	-	-	-	-	-	-
151.1726	-23.7674	185_2	185	2	28/02/2009	Field Test		Stage 2	8.43	6.29	2.14	4	-	-	-	-	-	-	-	-	-	-	-	-	-	-	-	-	-	-	-	-	-	-	-	-	-	-	-	-	-	-	-	-
151.1726	-23.7674	185_2.25	185	2.25	28/02/2009	Field Test		Stage 2	7.89	5.72	2.17	3	-	-	-	-	-	-	-	-	-	-	-	-	-	-	-	-	-	-	-	-	-	-	-	-	-	-	-	-	-	-	-	-
151.1726	-23.7674	185_2.5	185	2.5	28/02/2009	Field Test		Stage 2	8.3	4.93	3.37	1	-	-	-	-	-	-	-	-	-	-	-	-	-	-	-	-	-	-	-	-	-	-	-	-	-	-	-	-	-	-	-	-
151.1726	-23.7674	185_2.75	185	2.75	28/02/2009	Field Test		Stage 2	8.4	6.13	2.27	3	-	-	-	-	-	-	-	-	-	-	-	-	-	-	-	-	-	-	-	-	-	-	-	-	-	-	-	-	-	-	-	-
151.1726	-23.7674	185_3	185	3	28/02/2009	Field Test		Stage 2	8.41	6.14	2.27	3	-	-	-	-	-	-	-	-	-	-	-	-	-	-	-	-	-	-	-	-	-	-	-	-	-	-	-	-	-	-	-	-
151.1726	-23.7674	185_3.25	185	3.25	28/02/2009	Field Test		Stage 2	8.26	6.48	1.78	3	-	-	-	-	-	-	-	-	-	-	-	-	-	-	-	-	-	-	-	-	-	-	-	-	-	-	-	-	-	-	-	-
151.1726	-23.7674	185_3.5	185	3.5	28/02/2009	Field Test		Stage 2	8.5	6.32	2.18	1	-	-	-	-	-	-	-	-	-	-	-	-	-	-	-	-	-	-	-	-	-	-	-	-	-	-	-	-	-	-	-	-
151.1726	-23.7674	185_3.75	185	3.75	28/02/2009	Field Test		Stage 2	7.81	2.49	5.32	-	-	-	-	-	-	-	-	-	-	-	-	-	-	-	-	-	-	-	-	-	-	-	-	-	-	-	-	-	-	-	-	-
151.1726	-23.7674	185_4	185	4	28/02/2009	Field Test		Stage 2	7.68	2.26	5.42	-	-	-	-	-	-	-	-	-	-	-	-	-	-	-	-	-	-	-	-	-	-	-	-	-	-	-	-	-	-	-	-	-
151.1726	-23.7674	185_4.25	185	4.25	28/02/2009	Field Test		Stage 2	7.52	2.13	5.39	-	-	-	-	-	-	-	-	-	-	-	-	-	-	-	-	-	-	-	-	-	-	-	-	-	-	-	-	-	-	-	-	-
151.1726	-23.7674	185_4.5	185	4.5	28/02/2009	Field Test		Stage 2	7.69	2.22	5.47	-	-	-	-	-	-	-	-	-	-	-	-	-	-	-	-	-	-	-	-	-	-	-	-	-	-	-	-	-	-	-	-	-
151.1726	-23.7674	185_4.75	185	4.75	28/02/2009	Field Test		Stage 2	7.66	1.73	5.93	-	-	-	-	-	-	-	-	-	-	-	-	-	-	-	-	-	-	-	-	-	-	-	-	-	-	-	-	-	-	-	-	-
151.1726	-23.7674	185_5	185	5	28/02/2009	Field Test		Stage 2	7.76	2.16	5.6	-	-	-	-	-	-	-	-	-	-	-	-	-	-	-	-	-	-	-	-	-	-	-	-	-	-	-	-	-	-	-	-	-
151.1726	-23.7674	185_5.25	185	5.25	28/02/2009	Field Test		Stage 2	7.96	2.26	5.7	-	-	-	-	-	-	-	-	-	-	-	-	-	-	-	-	-	-	-	-	-	-	-	-	-	-	-	-	-	-	-	-	-
151.1726	-23.7674	185_5.5	185	5.5	28/02/2009	Field Test		Stage 2	7.4	1.74	5.66	-	-	-	-	-	-	-	-	-	-	-	-	-	-	-	-	-	-	-	-	-	-	-	-	-	-	-	-	-	-	-	-	-
151.1727	-23.7696	D02_1611	SAP19		16/11/2008	237168		Stage 2	-	-	-	-	-	-	-	-	-	-	-	-	-	-	-	-	-	-	-	-	-	-	-	-	-	-	-	-	-	-	-	-	-	-	-	-
151.1727	-23.7696	D03_1611	SAP19		16/11/2008	237168		Stage 2	-	-	-	-	-	-	-	-	-	-	-	-	-	-	-	-	-	-	-	-	-	-	-	-	-	-	-	-	-	-	-	-	-	-	-	-
151.1727	-23.7696	DO1_1611	SAP19	2.5	16/11/2008	EB0816210		Stage 2	8.7	-	5.7	1	-	-	-	-	-	-	-	-	-	-	-	-	-	-	-	-	-	-	-	-	-	-	-	-	-	-	-	-	-	-	-	-
151.1727	-23.7696	SAP #19-G	SAP19	0 - 0.5	18/12/2008	EB0818079		Stage 2	-	-	-	-	-	-	-	-	-	-	-	-	-	-	-	-	-	-	-	-	-	-	-	-	-	-	-	-	-	-	-	-	-	-	-	-
151.1727	-23.7696	SAP #19-G	SAP19	0.5-1	18/12/2008	EB0818079		Stage 2	-	-	-	-	-	-	-	-	-	-	-	-	-	-	-	-	-	-	-	-	-	-	-	-	-	-	-	-	-	-	-	-	-	-	-	-
151.1727	-23.7696	SAP #19-G	SAP19	1.5-2	18/12/2008	EB0818079		Stage 2	-	-	-	-	-	-	-	-	-	-	-	-	-	-	-	-	-	-	-	-	-	-	-	-	-	-	-	-	-	-	-	-	-	-	-	-
151.1727	-23.7696	SAP #19-G	SAP19	1-1.5	18/12/2008	EB0818079		Stage 2	-	-	-	-	-	-	-	-	-	-	-	-	-	-	-	-	-	-	-	-	-	-	-	-	-	-	-	-	-	-	-	-	-	-	-	-
151.1727	-23.7696	SAP #19-G	SAP19	2-3	18/12/2008	EB0818079		Stage 2	-	-	-	-	-	-	-	-	-	-	-	-	-	-	-	-	-	-	-	-	-	-	-	-	-	-	-	-	-	-	-	-	-	-	-	-
151.1727	-23.7696	SAP #19-G	SAP19	3-4	18/12/2008	EB0818079		Stage 2	-	-	-	-	-	-	-	-	-	-	-	-	-	-	-	-	-	-	-	-	-	-	-	-	-	-	-	-	-	-	-	-	-	-	-	-
151.1727	-23.7696	SAP #19-G	SAP19	4-5	18/12/2008	EB0818079		Stage 2	-	-	-	-	-	-	-	-	-	-	-	-	-	-	-	-	-	-	-	-	-	-	-	-	-	-	-	-	-	-	-	-	-	-	-	-
151.1727	-23.7696	SAP #19-G	SAP19	5-6	18/12/2008	EB0818079		Stage 2	-	-	-	-	-	-	-	-	-	-	-	-	-	-	-	-	-	-	-	-	-	-	-	-	-	-	-	-	-	-	-	-	-	-	-	-
151.1727	-23.7696	SAP# 19 G	SAP19	0 - 0.5	18/12/2008	ES0901087		Stage 2	-	-	-	-	-	-	-	-	-	-	-	-	-	-	-	-	-	-	-	-	-	-	-	-	-	-	-	-	-	-	-	-	-	-	-	-
151.1727	-23.7696	SAP#19 G	SAP19	0 - 0.1	18/12/2008	EB0900447		Stage 2	-	-	-	-	4.24	-	-	848	-	-	750	-	-	1.5	-	1.2	-	-	-	-	14	-	185	0.3	-	8.6	-	-	-	<0.02	-	-	1.36	-	<2	-	-
151.1727	-23.7696	SAP#19 G	SAP19	0.3-0.5	18/12/2008	EB0900447		Stage 2	-	-	-	-	2.81	-	-	561	-	-	610	-	-	1.5	-	0.98	-	-	-	-	18	-	236	0.38	-	8.6	-	-	-	<0.02	-	-	0.9	-	<2	-	-
151.1727	-23.7696	SAP#19 G	SAP19	0.8-1	18/12/2008	EB0900447		Stage 2	-	-	-	-	3.03	-	-	605	-	-	405	-	-	1.5	-	0.65	-	-	-	-	<1	-	<10	<0.02	-	8.6	-	-	-	<0.02	-	-	0.97	-	<2	-	-
151.1727	-23.7696	SAP#19 G	SAP19	1.3-1.5	18/12/2008	EB0900447		Stage 2	-	-	-	-	2.76	-	-	550	-	-	705	-	-	1.5	-	1.13	-	-	-	-	25	-	338	0.54	-	8.5	-	-	-	<0.02	-	-	0.88	-	<2	-	-
151.1727	-23.7696	SAP#19 G	SAP19	1.8-2	18/12/2008	EB0900447		Stage 2	-	-	-	-	3.03	-	-	605	-	-	465	-	-	1.5	-	0.74	-	-	-	-	4	-	61	0.1	-	8.5	-	-	-	<0.02	-	-	0.97	-	<2	-	-
151.1727	-23.7696	SAP#19 G	SAP19	2.3-2.5	18/12/2008	EB0900447		Stage 2	-	-	-	-	3.03	-	-	605	-	-	312	-	-	1.5	-	0.5	-	-	-	-	<1	-	<10	<0.02	-	8.6	-	-	-	<0.02	-	-	0.97	-	<2	-	-
151.1727	-23.7696	SAP#19 G	SAP19	2.8-3	18/12/2008	EB0900447		Stage 2	-	-	-	-	2.7	-	-	539	-	-	220	-	-	1.5	-	0.35	-	-	-	-	<1	-	<10	<0.02	-	8.4	-	-	-	<0.02	-	-	0.86	-	<2	-	-
151.1727	-23.7696	SAP#19 G	SAP19	3.3-3.5	18/12/2008	EB0900447		Stage 2	-	-	-	-	3.75	-	-	749	-	-	282	-	-	1.5	-	0.45	-	-	-	-	<1	-	<10	<0.02	-	8.6	-	-	-	<0.02	-	-	1.2	-	<2	-	-
151.1727	-23.7696	SAP#19 G	SAP19	3.8-4	18/12/2008	EB0900447		Stage 2	-	-	-	-	3.64	-	-	726	-	-	250	-	-	1.5	-	0.4	-	-	-	-	<1	-	<10	<0.02	-	8.6	-	-	-	<0.02	-	-	1.16	-	<2	-	-
151.1727	-23.7696	SAP#19 G	SAP19	4.3-4.5	18/12/2008	EB0900447		Stage 2	-	-	-	-	3.31	-	-	660	-	-	420	-	-	1.5	-	0.67	-	-	-	-	<1	-	<10	<0.02	-	8.6	-	-	-	<0.02	-	-	1.06	-	<2	-	-
151.1727	-23.7696	SAP#19 G	SAP19	4.8-5	18/12/2008	EB0900447		Stage 2	-	-	-	-	3.64	-	-	726	-	-	185	-	-	1.5	-	0.3	-	-	-	-	<1	-	<10	<0.02	-	8.4	-	-	-	<0.02	-	-	1.16	-	<2	-	-
151.1727	-23.7696	SAP#19 G	SAP19	5.3-5.5	18/12/2008	EB0900447		Stage 2	-	-	-	-	3.58	-	-	716	-	-	147	-	-	1.5	-	0.24	-	-	-	-	<1	-	<10	<0.02	-	8.5	-	-	-	<0.02	-	-	1.15	-	<2	-	-
151.1727	-23.7696	SAP#19 G	SAP19	5.8-6	18/12/2008	EB0900447		Stage 2	-	-	-	-	3.31	-	-	660	-	-	250	-	-	1.5	-	0.4	-	-	-	-	<1	-	<10	<0.02	-	8.5	-	-	-	<0.02	-	-	1.06	-	<2	-	-
151.1727	-23.7696	SAP19_0.1	SAP19	0.1-0.1	12/12/2008	Field Test		Stage 2	8.35	3.01	5.34	1	-	-	-	-	-	-	-	-	-	-	-	-	-	-	-	-	-	-	-	-	-	-	-	-	-	-	-	-	-	-	-	-
151.1727	-23.7696	SAP19_0.2	SAP19	0.25-0.25	12/12/2008	Field Test		Stage 2	8.88	6.94	1.94	3	-	-	-	-	-	-	-	-	-	-	-	-	-	-	-	-	-	-	-	-	-	-	-	-	-	-	-	-	-	-	-	-
151.1727	-23.7696	SAP19_0.5	SAP19	0.5-0.5	12/12/2008	Field Test		Stage 2	8.84	7.06	1.78	4	-	-	-	-	-	-	-	-	-	-	-	-	-	-	-	-	-	-	-	-	-	-	-	-	-	-	-	-	-	-	-	-
151.1727	-23.7696	SAP19_0.7	SAP19	0.75-0.75	12/12/2008	Field Test		Stage 2	8.92	6.16	2.76	3	-	-	-	-	-	-	-	-	-	-	-	-	-	-	-	-	-	-	-	-	-	-	-	-	-	-	-	-	-	-	-	-
151.1727	-23.7696	SAP19_1	SAP19	1-1	12/12/2008	Field Test		Stage 2	8.77	2.69	6.08	3	-	-	-	-	-	-	-	-	-	-	-	-	-	-	-	-	-	-	-	-	-	-	-	-	-	-	-	-	-	-	-	-
151.1727	-23.7696	SAP19_1.2	SAP19	1.25-1.25	12/12/2008	Field Test		Stage 2	8.52	6.58	1.94	2	-	-	-	-	-	-	-	-	-	-	-	-	-	-	-	-	-	-	-	-	-	-	-	-	-	-	-	-	-	-	-	-
151.1727	-23.7696	SAP19_1.5	SAP19	1.5-1.5	12/12/2008	Field Test		Stage 2	8.83	6.62	2.21	2	-	-	-	-	-	-	-	-	-	-	-	-	-	-	-	-	-	-	-	-	-	-	-	-	-	-	-	-	-	-	-	-
151.1727	-23.7696	SAP19_1.7	SAP19	1.75-1.75	12/12/2008	Field Test		Stage 2	8.55	6.07	2.48	4	-	-	-	-	-	-	-	-	-	-	-	-	-	-	-	-	-	-	-	-	-	-	-	-	-	-	-	-	-	-	-	-
151.1727	-23.7696	SAP19_16	SAP19	1.6	16/11/2008	EB0816210		Stage 2	8.3	-	2.5	3	-	-	-	-	-	-	-	-	-	-	-	-	-	-	-	-	-	-	-	-	-	-	-	-	-	-	-	-	-	-	-	-
151.1727	-23.7696	SAP19_16	SAP19	1.6-2	16/11/2008	237168		Stage 2	-	-	-	-	-	-	-	-	-	-	-	-	-	-	-	-	-	-	-	-	-	-	-	-	-	-	-	-	-	-	-	-	-	-	-	-
151.1727	-23.7696	SAP19_16	SAP19	2	16/11/2008	EB0816210		Stage 2	8.2	-	1.9	3	-	-	-	-	-	-	-	-	-	-	-	-	-	-	-	-	-	-	-	-	-	-	-	-	-	-	-	-	-	-	-	-
151.1727	-23.7696	SAP19_16	SAP19	2-2.5	16/11/2008	237168		Stage 2	-	-	-	-	-	-	-	-	-	-	-	-	-	-	-	-	-	-	-	-	-	-	-	-	-	-	-	-	-	-	-	-	-	-	-	-
151.1727	-23.7696	SAP19_16	SAP19	2.5	16/11/2008	EB0816210		Stage 2	8.4	-	1.8	1	-	-	-	-	-	-	-	-	-	-	-	-	-	-	-	-	-	-	-	-	-	-	-	-	-	-	-	-	-	-	-	-
151.1727	-23.7696	SAP19_16	SAP19	3	16/11/2008	EB0816210		Stage 2	8.7	-	5.4	1	-	-	-	-	-	-	-	-	-	-	-	-	-	-	-	-	-	-	-	-	-	-	-	-	-	-	-	-	-	-	-	-

									ASS Field Test				ASS																															
									pH (F)	pH Change	pH OX	Reaction Rate	Acid Neutralising Capacity	Acid Reacted Calcium	Acid Reacted Magnesium	acidity - Acid Neutralising Capacity (19A2)	acidity - Acid Reacted Calcium	acidity - Acid Reacted Magnesium	acidity - Chromium Reducible Sulfur (a-22B)	acidity - Excess Acid Neutralising Capacity	acidity - Peroxide Oxidisable Sulfur	ANC Fineness Factor	Calcium in Peroxide	Chromium Reducible Sulfur	Excess Acid Neutralising Capacity	KCl Extractable Calcium	KCl Extractable Magnesium	KCl Extractable Sulfur	Liming Rate	Magnesium in Peroxide	Net Acidity (acidity units)	Net Acidity (sulfur units)	Peroxide Oxidisable Sulfur	pH KCl	sulfidic - Acid Reacted Calcium	sulfidic - Acid Reacted Magnesium	sulfidic - Excess Acid Neutralising Capacity	sulfidic - Titratable Actual Acidity	sulfidic - Titratable Peroxide Acidity	sulfidic - Titratable Sulfidic Acidity	sulfidic-Acid Neutral	Sulfur in Peroxide	Titratable Actual Acidity	Titratable Peroxide Acidity	Titratable Sulfidic Acidity
									pH Unit	pH Units	pH Unit	Units	m H+/t	%	%	mol h+/t	mole H+/t	mole H+/t	m H+/t	mole H+/t	mole H+/t	-	%	% S	%	%	%	%	%	kg CaCO3/t	%	mole H+/t	%S	%	pH Unit	% S	%S	%S	%S	%S	%S	%	mole H+/t	mole H+/t	mole H+/t
EQL									0.1		0.1	1	0.01	0.02	0.02	10	10	10	10	10	10	0.5	0.02	0.02	0.02	0.02	0.02	0.02	1	0.02	10	0.02	0.02	0.1	0.01	0.02	0.02	0.02	0.02	0.02	0.01	0.02	2	2	2
National Assessment Guidelines for Dredging- Maximum																																													
National Assessment Guidelines for Dredging- Screening																																													
QASSIT 1998 (Field Screen)									5-14	1	5-14	2																																	
QASSIT 1998 (Minimum)																															18	0.03													
x coord	y coord	Field ID	Core #	Depth (m)	Date Sample	SDG	GC Borelog Approved	Purpose																																					
151.1727	-23.7696	SAP19_16	SAP19	3-3.5	16/11/2008	237168		Stage 2	-	-	-	-	-	-	-	-	-	-	-	-	-	-	-	-	-	-	-	-	-	-	-	-	-	-	-	-	-	-	-	-	-	-	-	-	-
151.1727	-23.7696	SAP19_16	SAP19	4	16/11/2008	EB0816210		Stage 2	8.6	-	5.1	1	-	-	-	-	-	-	-	-	-	-	-	-	-	-	-	-	-	-	-	-	-	-	-	-	-	-	-	-	-	-	-	-	-
151.1727	-23.7696	SAP19_16	SAP19	4-4.5	16/11/2008	237168		Stage 2	-	-	-	-	-	-	-	-	-	-	-	-	-	-	-	-	-	-	-	-	-	-	-	-	-	-	-	-	-	-	-	-	-	-	-	-	-
151.1727	-23.7696	SAP19_16	SAP19	4.5	16/11/2008	EB0816210		Stage 2	8.8	-	3.8	1	-	-	-	-	-	-	-	-	-	-	-	-	-	-	-	-	-	-	-	-	-	-	-	-	-	-	-	-	-	-	-	-	-
151.1727	-23.7696	SAP19_16	SAP19	5	16/11/2008	EB0816210		Stage 2	9	-	3.2	1	-	-	-	-	-	-	-	-	-	-	-	-	-	-	-	-	-	-	-	-	-	-	-	-	-	-	-	-	-	-	-	-	-
151.1727	-23.7696	SAP19_16	SAP19	5-5.5	16/11/2008	237168		Stage 2	-	-	-	-	-	-	-	-	-	-	-	-	-	-	-	-	-	-	-	-	-	-	-	-	-	-	-	-	-	-	-	-	-	-	-	-	-
151.1727	-23.7696	SAP19_16	SAP19	0 - 0.1	16/11/2008	237168		Stage 2	-	-	-	-	-	-	-	-	-	-	-	-	-	-	-	-	-	-	-	-	-	-	-	-	-	-	-	-	-	-	-	-	-	-	-	-	-
151.1727	-23.7696	SAP19_16	SAP19	0 - 0.1	16/11/2008	EB0816210		Stage 2	8 - 8.9	-	3.6 - 5.3	1	-	-	-	-	-	-	-	-	-	-	-	-	-	-	-	-	-	-	-	-	-	-	-	-	-	-	-	-	-	-	-	-	-
151.1727	-23.7696	SAP19_2	SAP19	2-2	12/12/2008	Field Test		Stage 2	8.72	5.16	3.56	3	-	-	-	-	-	-	-	-	-	-	-	-	-	-	-	-	-	-	-	-	-	-	-	-	-	-	-	-	-	-	-	-	-
151.1727	-23.7696	SAP19_2_2	SAP19	2.25-2.25	12/12/2008	Field Test		Stage 2	8.77	5.58	3.19	3	-	-	-	-	-	-	-	-	-	-	-	-	-	-	-	-	-	-	-	-	-	-	-	-	-	-	-	-	-	-	-	-	-
151.1727	-23.7696	SAP19_2_5	SAP19	2.5-2.5	12/12/2008	Field Test		Stage 2	8.53	2.36	6.17	3	-	-	-	-	-	-	-	-	-	-	-	-	-	-	-	-	-	-	-	-	-	-	-	-	-	-	-	-	-	-	-	-	-
151.1727	-23.7696	SAP19_2_7	SAP19	2.75-2.75	12/12/2008	Field Test		Stage 2	8.62	1.7	6.92	3	-	-	-	-	-	-	-	-	-	-	-	-	-	-	-	-	-	-	-	-	-	-	-	-	-	-	-	-	-	-	-	-	-
151.1727	-23.7696	SAP19_3	SAP19	3-3	12/12/2008	Field Test		Stage 2	8.67	5.49	3.18	3	-	-	-	-	-	-	-	-	-	-	-	-	-	-	-	-	-	-	-	-	-	-	-	-	-	-	-	-	-	-	-	-	-
151.1727	-23.7696	SAP19_3_3	SAP19	3.25-3.25	12/12/2008	Field Test		Stage 2	8.74	1.7	7.04	3	-	-	-	-	-	-	-	-	-	-	-	-	-	-	-	-	-	-	-	-	-	-	-	-	-	-	-	-	-	-	-	-	-
151.1727	-23.7696	SAP19_3_5	SAP19	3.5-3.5	12/12/2008	Field Test		Stage 2	8.43	3.09	5.34	1	-	-	-	-	-	-	-	-	-	-	-	-	-	-	-	-	-	-	-	-	-	-	-	-	-	-	-	-	-	-	-	-	-
151.1727	-23.7696	SAP19_3_7	SAP19	3.75-3.75	12/12/2008	Field Test		Stage 2	8.67	6.92	1.75	2	-	-	-	-	-	-	-	-	-	-	-	-	-	-	-	-	-	-	-	-	-	-	-	-	-	-	-	-	-	-	-	-	-
151.1727	-23.7696	SAP19_4	SAP19	4-4	12/12/2008	Field Test		Stage 2	7.88	1.61	6.27	3	-	-	-	-	-	-	-	-	-	-	-	-	-	-	-	-	-	-	-	-	-	-	-	-	-	-	-	-	-	-	-	-	-
151.1727	-23.7696	SAP19_4_2	SAP19	4.25-4.25	12/12/2008	Field Test		Stage 2	8.86	1.37	7.49	3	-	-	-	-	-	-	-	-	-	-	-	-	-	-	-	-	-	-	-	-	-	-	-	-	-	-	-	-	-	-	-	-	-
151.1727	-23.7696	SAP19_4_5	SAP19	4.5-4.5	12/12/2008	Field Test		Stage 2	8.36	6.41	1.95	1	-	-	-	-	-	-	-	-	-	-	-	-	-	-	-	-	-	-	-	-	-	-	-	-	-	-	-	-	-	-	-	-	-
151.1727	-23.7696	SAP19_4_7	SAP19	4.75-4.75	12/12/2008	Field Test		Stage 2	8.59	6.57	2.02	1	-	-	-	-	-	-	-	-	-	-	-	-	-	-	-	-	-	-	-	-	-	-	-	-	-	-	-	-	-	-	-	-	-
151.1727	-23.7696	SAP19_5	SAP19	5-5	12/12/2008	Field Test		Stage 2	8.67	2.41	6.26	4	-	-	-	-	-	-	-	-	-	-	-	-	-	-	-	-	-	-	-	-	-	-	-	-	-	-	-	-	-	-	-	-	-
151.1727	-23.7696	SAP19_5_2	SAP19	5.25-5.25	12/12/2008	Field Test		Stage 2	8.59	4.67	3.92	3	-	-	-	-	-	-	-	-	-	-	-	-	-	-	-	-	-	-	-	-	-	-	-	-	-	-	-	-	-	-	-	-	-
151.1727	-23.7696	SAP19_5_5	SAP19	5.5-5.5	12/12/2008	Field Test		Stage 2	8.39	6.05	2.34	2	-	-	-	-	-	-	-	-	-	-	-	-	-	-	-	-	-	-	-	-	-	-	-	-	-	-	-	-	-	-	-	-	-
151.1727	-23.7696	SAP19_5_7	SAP19	5.75-5.75	12/12/2008	Field Test		Stage 2	8.35	0.9	7.45	3	-	-	-	-	-	-	-	-	-	-	-	-	-	-	-	-	-	-	-	-	-	-	-	-	-	-	-	-	-	-	-	-	-
151.1727	-23.7696	SAP19_6	SAP19	6-6	12/12/2008	Field Test		Stage 2	8.44	1.92	6.52	3	-	-	-	-	-	-	-	-	-	-	-	-	-	-	-	-	-	-	-	-	-	-	-	-	-	-	-	-	-	-	-	-	-
151.1727	-23.7696	SAP19_6_3	SAP19	6.3-6.3	12/12/2008	Field Test		Stage 2	8.52	4.36	4.16	1	-	-	-	-	-	-	-	-	-	-	-	-	-	-	-	-	-	-	-	-	-	-	-	-	-	-	-	-	-	-	-	-	-
151.1728	-23.7834	DR# 17 G	SAP17	0 - 0.1	23/02/2009	ES0901445		Stage 1b	-	-	-	-	-	-	-	-	-	-	-	-	-	-	-	-	-	-	-	-	-	-	-	-	-	-	-	-	-	-	-	-	-	-	-	-	-
151.1728	-23.7834	DR#17-G	SAP17	0 - 0.5	23/01/2009	ES0901111		Stage 1b	-	-	-	-	-	-	-	-	-	-	-	-	-	-	-	-	-	-	-	-	-	-	-	-	-	-	-	-	-	-	-	-	-	-	-	-	-
151.1728	-23.7834	DR#17-G	SAP17	0.5-1	23/01/2009	ES0901111		Stage 1b	-	-	-	-	-	-	-	-	-	-	-	-	-	-	-	-	-	-	-	-	-	-	-	-	-	-	-	-	-	-	-	-	-	-	-	-	-
151.1728	-23.7834	DR#17-G	SAP17	1-1.6	23/01/2009	ES0901111		Stage 1b	-	-	-	-	-	-	-	-	-	-	-	-	-	-	-	-	-	-	-	-	-	-	-	-	-	-	-	-	-	-	-	-	-	-	-	-	-
151.1728	-23.7834	SAP17_0_1	SAP17	0.1-0.1	23/01/2009	Field Test		Stage 1b	8.25	0.64	7.61	4	-	-	-	-	-	-	-	-	-	-	-	-	-	-	-	-	-	-	-	-	-	-	-	-	-	-	-	-	-	-	-	-	-
151.1728	-23.7834	SAP17_0_2	SAP17	0.25-0.25	23/01/2009	Field Test		Stage 1b	7.75	1.78	5.97	1	-	-	-	-	-	-	-	-	-	-	-	-	-	-	-	-	-	-	-	-	-	-	-	-	-	-	-	-	-	-	-	-	-
151.1728	-23.7834	SAP17_0_5	SAP17	0.5-0.5	23/01/2009	Field Test		Stage 1b	7.23	1.69	5.54	1	-	-	-	-	-	-	-	-	-	-	-	-	-	-	-	-	-	-	-	-	-	-	-	-	-	-	-	-	-	-	-	-	-
151.1728	-23.7834	SAP17_0_7	SAP17	0.75-0.75	23/01/2009	Field Test		Stage 1b	7.12	1.57	5.55	1	-	-	-	-	-	-	-	-	-	-	-	-	-	-	-	-	-	-	-	-	-	-	-	-	-	-	-	-	-	-	-	-	-
151.1728	-23.7834	SAP17_1	SAP17	1-1	23/01/2009	Field Test		Stage 1b	6.88	1.38	5.5	1	-	-	-	-	-	-	-	-	-	-	-	-	-	-	-	-	-	-	-	-	-	-	-	-	-	-	-	-	-	-	-	-	-
151.1728	-23.7834	SAP17_1_2	SAP17	1.25-1.25	23/01/2009	Field Test		Stage 1b	6.92	1.38	5.54	1	-	-	-	-	-	-	-	-	-	-	-	-	-	-	-	-	-	-	-	-	-	-	-	-	-	-	-	-	-	-	-	-	-
151.1728	-23.7834	SAP17_1_5	SAP17	1.5-1.5	23/01/2009	Field Test		Stage 1b	6.91	1.27	5.64	2	-	-	-	-	-	-	-	-	-	-	-	-	-	-	-	-	-	-	-	-	-	-	-	-	-	-	-	-	-	-	-	-	-
151.1728	-23.7834	SAP17_1_7	SAP17	1.75-1.75	23/01/2009	Field Test		Stage 1b	6.9	-0.79	7.69	3	-	-	-	-	-	-	-	-	-	-	-	-	-	-	-	-	-	-	-	-	-	-	-	-	-	-	-	-	-	-	-	-	-
151.1728	-23.7834	SAP17_19	SAP17	1	19/11/2008	EB0816586		Stage 1b	9	-	5.8	1	-	-	-	-	-	-	-	-	-	-	-	-	-	-	-	-	-	-	-	-	-	-	-	-	-	-	-	-	-	-	-	-	-
151.1728	-23.7834	SAP17_19	SAP17	1-1.5	19/11/2008	237454		Stage 1b	-	-	-	-	-	-	-	-	-	-	-	-	-	-	-	-	-	-	-	-	-	-	-	-	-	-	-	-	-	-	-	-	-	-	-	-	-
151.1728	-23.7834	SAP17_19	SAP17	1.5	19/11/2008	EB0816586		Stage 1b	8.5	-	5.2	1	-	-	-	-	-	-	-	-	-	-	-	-	-	-	-	-	-	-	-	-	-	-	-	-	-	-	-	-	-	-	-	-	-
151.1728	-23.7834	SAP17_19	SAP17	1.5-2	19/11/2008	237454		Stage 1b	-	-	-	-	-	-	-	-	-	-	-	-	-	-	-	-	-	-	-	-	-	-	-	-	-	-	-	-	-	-	-	-	-	-	-	-	-
151.1728	-23.7834	SAP17_19	SAP17	2	19/11/2008	EB0816586		Stage 1b	8.3	-	5.3	1	-	-	-	-	-	-	-	-	-	-	-	-	-	-	-	-	-	-	-	-	-	-	-	-	-	-	-	-	-	-	-	-	-
151.1728	-23.7834	SAP17_19	SAP17	0 - 0.1	19/11/2008	237454		Stage 1b	-	-	-	-	-	-	-	-	-	-	-	-	-	-	-	-	-	-	-	-	-	-	-	-	-	-	-	-	-	-	-	-	-	-	-	-	-
151.1728	-23.7834	SAP17_19	SAP17	0.1	19/11/2008	EB0816586		Stage 1b	9.1	-	6.5	1	-	-	-	-	-	-	-	-	-	-	-	-	-	-	-	-	-	-	-	-	-	-	-	-	-	-	-	-	-	-	-	-	-
151.173	-23.7688	145	145	0 - 0.1	23/03/2009	EB0904884		Stage 2	-	-	-	-	13.1	-	2610	-	-	96	-	-	1.5	-	0.15	-	-	-	-	-	<1	-	<10	<0.02	-	9.1	-	-	-	<0.02	-	-	4.18	-	<2	-	-
151.173	-23.7688	145	145	0 - 0.5	23/03/2009	ES0904349		Stage 2	-	-	-	-	-	-	-	-	-	-	-	-	-	-	-	-	-	-	-	-	-	-	-	-	-	-	-	-	-	-	-	-	-	-	-	-	-
151.173	-23.7688	145	145	0 - 0.5	23/03/2009	ES0904973		Stage 2	-	-	-	-	-	-	-	-	-	-	-	-	-	-	-	-	-	-	-	-	-	-	-	-	-	-	-	-	-	-	-	-	-	-	-	-	-
151.173	-23.7688	145	145	0.3-0.5	23/03/2009	EB0904884		Stage 2	-	-	-	-	1.77	-	354	-	-	583	-	-	1.5	-	0.93	-	-	-	-	26	-	347	0.56	-	8.5	-	-	-	<0.02	-	-	0.57	-	<2	-	-
151.173	-23.7688	145	145	0.5-1	23/03/2009	ES0904349		Stage 2	-	-	-	-	-	-	-	-	-	-	-	-	-	-	-	-	-	-	-	-	-	-	-	-	-	-	-	-	-	-	-	-	-	-	-	-	-
151.173	-23.7688	145	145	0.8-1	23/03/2009	EB0904884		Stage 2	-	-	-	-	1.94	-	388	-	-	379	-	-	1.5	-	0.61	-	-	-	-	9	-	121	0.19	-	8.6	-	-	-	<0.02	-	-	0.62	-	<2	-	-
151.173	-23.7688	145	145	1.3-1.5	23/03/2009	EB0904884		Stage 2	-	-	-	-	1.6	-	321	-	-	458	-	-	1.5	-	0.73	-	-	-	-	18	-	244	0.39	-	8.4	-	-	-	<0.02	-	-	0.51	-	<2	-	-
151.173	-23.7688	145	145	1.5-2	23/03/2009	ES0904349		Stage 2	-	-	-	-	-	-	-	-	-	-	-	-	-	-	-	-	-	-	-	-	-	-	-	-	-	-	-	-	-	-	-	-	-	-	-	-	-
151.173	-23.7688	145	145	1.8-2	23/03/2009	EB0904884		Stage 2	-	-	-	-	1.82	-	364	-	-	230	-	-	1.5	-	0.37	-	-	-	-	<1	-	<10	<0.02	-	8.7	-	-	-	<0.02	-	-	0.58	-	<2	-	-
151.173	-23.7688	145	145	1-1.5	23/03/2009	ES0904349		Stage 2	-	-	-	-	-	-	-	-	-	-	-	-	-	-	-	-	-	-	-	-	-	-	-	-	-	-	-	-	-	-	-	-	-	-	-	-	-
151.173	-23.7688	145	145	2.8-3	23/03/2009	EB0904884		Stage 2	-	-	-	-	1.48	-	297	-	-	302	-	-	1.5	-	0.48	-	-	-	-	8	-	104	0.17	-	8.4	-	-	-	<0.02	-	-	0.48	-	<2	-	-
151.173	-23.7688	145	145	2-2.6	23/03/2009	ES0904349		Stage 2	-	-	-	-	-	-	-	-	-	-	-	-	-	-	-	-	-	-	-	-	-	-	-	-	-	-	-	-	-	-	-	-	-	-	-	-	-
151.173	-23.7688	145	145	3.8-4	23/03/2009	EB0904884		Stage 2	-	-	-	-	2.35	-	469	-	-	182	-	-	1.5	-	0.29	-	-	-	-	<1	-	<10	<0.02	-	8.7	-	-	-	<0.02	-	-	0.75	-	<2	-	-
151.173	-23.7688	145	145	3-4	23/03/2009	ES0904349		Stage 2	-	-	-	-	-	-	-	-	-	-	-	-	-	-	-	-	-	-	-	-	-	-	-	-	-	-	-	-	-	-	-	-	-	-	-	-	-
151.173	-23.7688	145	145	4.3-4.5	23/03/2009	EB0904884		Stage 2	-	-	-	-	0.29	-	57	-	-	<10	-	-	1.5	-	<0.02	-	-	-	-	<1	-	<10	<0.02	-	7.5	-	-	-	<0.02	-	-	0.09	-	<2	-	-
151.173	-23.7688	145	145	4.3-4.6	23/03/2009	ES0904349		Stage 2	-	-	-	-	-	-	-	-	-	-	-	-	-	-	-	-	-	-	-	-	-	-	-	-	-	-	-	-	-	-	-	-	-	-	-	-	-
151.173	-23.7688	145	145	4.8-5	23/03/2009	EB0904884		Stage 2	-	-	-	-	0.26	-	53	-	-	<10	-	-	1.5	-	<0.02	-	-	-	-	<1	-	<10	<0.02	-	8.1	-	-	-	<0.02	-	-	0.08	-	<2	-	-
151.173	-23.7688	145	145	5.3-5.5	23/03/2009	EB0904884		Stage 2	-	-	-	-	0.17	-	33	-	-	14	-	-	1.5	-	0.02	-	-	-	-	<1	-	<10	<0.02	-	7.5	-	-	-	<0.02	-	-	0.05	-	<2	-	-
151.173	-23.7688	145_0.1	145	0.1	23/03/2009	Field Test		Stage 2	8.75	3.1	5.65	1	-	-	-	-	-	-	-	-	-	-	-	-	-	-	-	-	-	-	-	-	-	-	-	-	-	-	-	-	-	-	-	-	-
151.173	-23.7688	145_0.25	145	0.25	23/03/2009	Field Test		Stage 2	8.91	3.42	5.49	1	-	-	-	-	-	-	-	-	-	-	-	-	-	-	-	-	-	-	-	-	-	-	-	-	-	-	-	-	-	-	-	-	-
151.173	-23.7688	145_0.5	145	0.5	23/03/2009	Field Test		Stage 2	8.82	3.61	5.21	1	-	-	-	-	-	-	-	-	-	-	-	-	-	-	-	-	-	-	-	-	-	-	-	-	-	-	-	-	-	-	-	-	-
151.173	-23.7688	145_0.75	145	0.75	23/03/2009	Field Test		Stage 2	8.57	2.71	5.86	-	-	-	-	-	-	-	-	-	-	-	-	-	-	-	-	-	-	-	-	-	-	-	-	-	-	-	-	-	-	-	-	-	-
151.173	-23.7688	145_1	145	1	23/03/2009	Field Test		Stage 2	8.52	6.11	2.41	1	-	-	-	-	-	-	-	-	-	-	-	-	-	-	-	-	-	-	-	-	-	-	-	-	-	-	-	-	-	-	-	-	-
151.173	-23.7688	145_1.25	145	1.25	23/03/2009	Field Test		Stage 2	8.69	6.62	2.07	1	-	-	-	-	-	-	-	-	-	-	-	-	-	-	-	-	-	-	-	-	-	-	-	-	-	-	-	-	-	-	-	-	-
151.173	-23.7688	145_1.5	145	1.5	23/03/2009	Field Test		Stage 2	8.63	6.63	2	1	-	-	-	-	-	-	-	-	-	-	-	-	-	-	-	-	-	-	-	-	-	-	-	-	-	-	-	-	-	-	-	-	-
151.173	-23.7688	145_1.75	145	1.75	23/03/2009	Field Test		Stage 2	8.5	6.57	1.93	4	-	-	-	-	-	-	-	-	-	-	-	-	-	-	-	-	-	-	-	-	-	-	-	-	-	-	-	-	-	-	-	-	-
151.173	-23.7688	145_2	145	2	23/03/2009	Field Test		Stage 2	8.34	6.37	1.97	1	-	-	-	-	-	-	-	-	-	-	-	-	-	-	-	-	-	-	-	-	-	-	-	-	-	-	-	-	-	-	-	-	-
151.173	-23.7688	145_2.25	145	2.25	23/03/2009	Field Test		Stage 2	8.4	6.45	1.95	4	-	-	-	-	-	-	-	-	-	-	-	-	-	-	-	-	-	-	-	-	-	-	-	-	-	-	-	-	-	-	-	-	-
151.173	-23.7688	145_2.5	145	2.5	23/03/2009	Field Test		Stage 2	8.26	6.26	2	4	-	-	-	-	-	-	-	-	-	-	-	-	-	-	-	-	-	-	-	-	-	-	-	-	-	-	-	-	-	-	-	-	-
151.173	-23.7688	145_2.75	145	2.75	23/03/2009	Field Test		Stage 2	7.93	6.46	1.47	3	-	-	-	-	-	-	-	-	-	-	-	-	-	-	-	-	-	-	-	-	-	-	-	-	-	-	-	-	-	-	-	-	-
151.173	-23.7688	145_3	145	3	23/03/2009	Field Test		Stage 2	8.42	6.55	1.87	1	-	-	-	-	-	-	-	-	-	-	-	-	-	-	-	-	-	-	-	-	-	-	-	-	-	-	-	-	-	-	-	-	-
151.173	-23.7688	145_3.25	145	3.25	23/03/2009	Field Test		Stage 2	8.24	6.53	1.71	1	-	-	-	-	-	-	-	-	-	-	-	-	-	-	-	-	-	-	-	-	-	-	-	-	-	-	-	-	-	-	-	-	-
151.173	-23.7688	145_3.5	145	3.5	23/03/2009	Field Test		Stage 2	8	5.83	2.17	2	-	-	-	-	-	-	-	-	-	-	-	-	-	-	-	-	-	-	-	-	-	-	-	-	-	-	-	-	-	-	-	-	-
151.173	-23.7688	145_3.75	145	3.75	23/03/2009	Field Test		Stage 2	8.33	3.68	4.65	3	-	-	-	-	-	-	-	-	-	-	-	-	-	-	-	-	-	-	-	-	-	-	-	-	-	-	-	-	-	-	-	-	-
151.173	-23.7688	145_4	145	4	23/03/2009	Field Test		Stage 2	8.09	6.66	1.43	4	-	-	-	-	-	-	-	-	-	-	-	-	-	-	-	-	-	-	-	-	-	-	-	-	-	-	-	-	-	-	-	-	-
151.173	-23.7688	145_4.25	145	4.25	23/03/2009	Field Test		Stage 2	8.45	6.74	1.71	-	-	-	-	-	-	-	-	-	-	-	-	-	-	-	-	-	-	-	-	-	-	-	-	-	-	-	-	-	-	-	-	-	-
151.173	-23.7688	145_4.5	145	4.5	23/03/2009	Field Test		Stage 2	8.41	6.66	1.75	-	-	-	-	-	-	-	-	-	-	-	-	-	-	-	-	-	-	-	-	-	-	-	-	-	-	-	-	-	-	-	-	-	-
151.173	-23.7688	145_4.75	145	4.75	23/03/2009	Field Test		Stage 2	7.72	2	5.72	-	-	-	-	-	-	-	-	-	-	-	-	-	-	-	-	-	-	-	-	-	-	-	-	-	-	-	-	-	-	-	-	-	-
151.173	-23.7688	145_5	145	5	23/03/2009	Field Test		Stage 2	7.64	2.09	5.55	-	-	-	-	-	-	-	-	-	-	-	-	-	-	-	-	-	-	-	-	-	-	-	-	-	-	-	-	-	-	-	-	-	-
151.173	-23.7688	145_5.25	145	5.25	23/03/2009	Field Test		Stage 2	7.04	1.53	5.51	-	-	-	-	-	-	-	-	-	-	-	-	-	-	-	-	-	-	-	-	-	-	-	-	-	-	-	-	-	-	-	-	-	-
151.173	-23.7688	145_5.5	145	5.5	23/03/2009	Field Test		Stage 2	7.57	2.09	5.48	-	-	-	-	-	-	-	-	-	-	-	-	-	-	-	-	-	-	-	-	-	-	-	-	-	-	-	-	-	-	-	-	-	-
151.173	-23.7688	145A	145	0 - 0.5	23/03/2009	ES0904349		Stage 2	-	-	-	-	-	-	-	-	-	-	-	-	-	-	-	-	-	-	-	-	-	-	-	-	-	-	-	-	-	-	-	-	-	-	-	-	-
151.173	-23.7688	145A	145	0.5-1	23/03/2009	ES0904349		Stage 2	-	-	-	-	-	-	-	-	-	-	-	-	-	-	-	-	-	-	-	-	-	-	-	-	-	-	-	-	-	-	-	-	-	-	-	-	-
151.173	-23.7688	145A	145	1.5-2	23/03/2009	ES0904349		Stage 2	-	-	-	-	-	-	-	-	-	-	-	-	-	-	-	-	-	-	-	-	-	-	-	-	-	-	-	-	-	-	-	-	-	-	-	-	-
151.173	-23.7688	145A	145	1-1.5	23/03/2009	ES0904349		Stage 2	-	-	-	-	-	-	-	-	-	-	-	-	-	-	-	-	-	-	-	-	-	-	-	-	-	-	-	-	-	-	-	-	-	-	-	-	-
151.173	-23.7688	145A	145	2-2.6	23/03/2009	ES0904349		Stage 2	-	-	-	-	-	-	-	-	-	-	-	-	-	-	-	-	-	-	-	-	-	-	-	-	-	-	-	-	-	-	-	-	-	-	-	-	-
151.173	-23.7688	145A	145	3-4	23/03/2009	ES0904349		Stage 2	-	-	-	-	-	-	-	-	-	-	-	-	-	-	-	-	-	-	-	-	-	-	-	-	-	-	-	-	-	-	-	-	-	-	-	-	-
151.173	-23.7688	145A	145	4.3-4.6	23/03/2009	ES0904349		Stage 2	-	-	-	-	-	-	-	-	-	-	-	-	-	-	-	-	-	-	-	-	-	-	-	-	-	-	-	-	-	-	-	-	-	-	-	-	-
151.173	-23.7688	145B	145	0 - 0.5	23/03/2009	ES0904349		Stage 2	-	-	-	-	-	-	-	-	-	-	-	-	-	-	-	-	-	-	-	-	-	-	-	-	-	-	-	-	-	-	-	-	-	-	-	-	-
151.173	-23.7688	145B	145	0.5-1	23/03/2009	ES0904349		Stage 2	-	-	-	-	-	-	-	-	-	-	-	-	-	-	-	-	-	-	-	-	-	-	-	-	-	-	-	-	-	-	-	-	-	-	-	-	-
151.173	-23.7688	145B	145	1.5-2	23/03/2009	ES0904349		Stage 2	-	-	-	-	-	-	-	-	-	-	-	-	-	-	-	-	-	-	-	-	-	-	-	-	-	-	-	-	-	-	-	-	-	-	-	-	-
151.173	-23.7688	145B	145	1-1.5	23/03/2009	ES0904349		Stage 2	-	-	-	-	-	-	-	-	-	-	-	-	-	-	-	-	-	-	-	-	-	-	-	-	-	-	-	-	-	-	-	-	-	-	-	-	-
151.173	-23.7688	145B	145	2-2.6	23/03/2009	ES0904349		Stage 2	-	-	-	-	-	-	-	-	-	-	-	-	-	-	-	-	-	-	-	-	-	-	-	-	-	-	-	-	-	-	-	-	-	-	-	-	-

									ASS Field Test				ASS																																
									pH (F)	pH Change	pH OX	Reaction Rate	Acid Neutralising Capacity	Acid Reacted Calcium	Acid Reacted Magnesium	acidity - Acid Neutralising Capacity (19A2)	acidity - Acid Reacted Calcium	acidity - Acid Reacted Magnesium	acidity - Chromium Reducible Sulfur (a-22B)	acidity - Excess Acid Neutralising Capacity	acidity - Peroxide Oxidisable Sulfur	ANC Fineness Factor	Calcium in Peroxide	Chromium Reducible Sulfur	Excess Acid Neutralising Capacity	KCl Extractable Calcium	KCl Extractable Magnesium	KCl Extractable Sulfur	Liming Rate	Magnesium in Peroxide	Net Acidity (acidity units)	Net Acidity (sulfur units)	Peroxide Oxidisable Sulfur	pH KCl	sulfidic - Acid Reacted Calcium	sulfidic - Acid Reacted Magnesium	sulfidic - Excess Acid Neutralising Capacity	sulfidic - Titratable Actual Acidity	sulfidic - Titratable Peroxide Acidity	sulfidic - Titratable Sulfidic Acidity	sulfidic-Acid Neutral	Sulfur in Peroxide	Titratable Actual Acidity	Titratable Peroxide Acidity	Titratable Sulfidic Acidity
									pH Unit	pH Units	pH Unit	Units	m H+/ t	%	%	mol h+/ t	mole H+/ t	mole H+/ t	m H+/ t	mole H+/ t	mole H+/ t	-	%	% S	%	%	%	%	%	kg CaCO3/ t	%	mole H+/ t	%S	%	pH Unit	% S	%S	%S	%S	%S	%S	%S	%	mole H+/ t	mole H+/ t	mole H+/ t
EQL									0.1		0.1	1	0.01	0.02	0.02	10	10	10	10	10	10	0.5	0.02	0.02	0.02	0.02	0.02	0.02	1	0.02	10	0.02	0.02	0.1	0.01	0.02	0.02	0.02	0.02	0.02	0.01	0.02	2	2	2
National Assessment Guidelines for Dredging- Maximum																																													
National Assessment Guidelines for Dredging- Screening																																													
QASSIT 1998 (Field Screen)									5-14	1	5-14	2																																	
QASSIT 1998 (Minimum)																															18	0.03													
x coord	y coord	Field ID	Core #	Depth (m)	Date Sample	SDG	GC Borelog Approved	Purpose																																					
151.173	-23.7688	145B	145	3-4	23/03/2009	ES0904349		Stage 2	-	-	-	-	-	-	-	-	-	-	-	-	-	-	-	-	-	-	-	-	-	-	-	-	-	-	-	-	-	-	-	-	-	-	-	-	-
151.173	-23.7688	145B	145	4.3-4.6	23/03/2009	ES0904349		Stage 2	-	-	-	-	-	-	-	-	-	-	-	-	-	-	-	-	-	-	-	-	-	-	-	-	-	-	-	-	-	-	-	-	-	-	-	-	-
151.1731	-23.7782	166	166	0 - 0.1	1/03/2009	EB0903492		Stage 2	-	-	-	-	12.1	-	-	2410	-	-	54	-	-	1.5	-	0.09	-	-	-	-	<1	-	<10	<0.02	-	9	-	-	-	<0.02	-	-	3.86	-	<2	-	-
151.1731	-23.7782	166	166	0 - 0.5	1/03/2009	ES0903029		Stage 2	-	-	-	-	-	-	-	-	-	-	-	-	-	-	-	-	-	-	-	-	-	-	-	-	-	-	-	-	-	-	-	-	-	-	-	-	-
151.1731	-23.7782	166	166	0 - 0.5	1/03/2009	ES0903492		Stage 2	-	-	-	-	-	-	-	-	-	-	-	-	-	-	-	-	-	-	-	-	-	-	-	-	-	-	-	-	-	-	-	-	-	-	-	-	-
151.1731	-23.7782	166	166	0.3-0.5	1/03/2009	EB0903492		Stage 2	-	-	-	-	11.8	-	-	2370	-	-	256	-	-	1.5	-	0.41	-	-	-	-	<1	-	<10	<0.02	-	8.9	-	-	-	<0.02	-	-	3.8	-	<2	-	-
151.1731	-23.7782	166	166	0.5-1	1/03/2009	ES0903029		Stage 2	-	-	-	-	-	-	-	-	-	-	-	-	-	-	-	-	-	-	-	-	-	-	-	-	-	-	-	-	-	-	-	-	-	-	-	-	-
151.1731	-23.7782	166	166	0.8-1	1/03/2009	EB0903492		Stage 2	-	-	-	-	10.8	-	-	2160	-	-	425	-	-	1.5	-	0.68	-	-	-	-	<1	-	<10	<0.02	-	8.6	-	-	-	<0.02	-	-	3.46	-	<2	-	-
151.1731	-23.7782	166	166	1.3-1.5	1/03/2009	EB0903492		Stage 2	-	-	-	-	10.5	-	-	2100	-	-	411	-	-	1.5	-	0.66	-	-	-	-	<1	-	<10	<0.02	-	8.6	-	-	-	<0.02	-	-	3.37	-	<2	-	-
151.1731	-23.7782	166	166	1.5-2	1/03/2009	ES0903029		Stage 2	-	-	-	-	-	-	-	-	-	-	-	-	-	-	-	-	-	-	-	-	-	-	-	-	-	-	-	-	-	-	-	-	-	-	-	-	-
151.1731	-23.7782	166	166	1.8-2	1/03/2009	EB0903492		Stage 2	-	-	-	-	10.6	-	-	2120	-	-	553	-	-	1.5	-	0.89	-	-	-	-	<1	-	<10	<0.02	-	8.5	-	-	-	<0.02	-	-	3.4	-	<2	-	-
151.1731	-23.7782	166	166	1-1.5	1/03/2009	ES0903029		Stage 2	-	-	-	-	-	-	-	-	-	-	-	-	-	-	-	-	-	-	-	-	-	-	-	-	-	-	-	-	-	-	-	-	-	-	-	-	-
151.1731	-23.7782	166	166	2.8-3	1/03/2009	EB0903492		Stage 2	-	-	-	-	10.4	-	-	2080	-	-	369	-	-	1.5	-	0.59	-	-	-	-	<1	-	<10	<0.02	-	8.4	-	-	-	<0.02	-	-	3.34	-	<2	-	-
151.1731	-23.7782	166	166	2-3	1/03/2009	ES0903029		Stage 2	-	-	-	-	-	-	-	-	-	-	-	-	-	-	-	-	-	-	-	-	-	-	-	-	-	-	-	-	-	-	-	-	-	-	-	-	-
151.1731	-23.7782	166	166	3.8-4	1/03/2009	EB0903492		Stage 2	-	-	-	-	10.6	-	-	2120	-	-	285	-	-	1.5	-	0.46	-	-	-	-	<1	-	<10	<0.02	-	8.5	-	-	-	<0.02	-	-	3.4	-	<2	-	-
151.1731	-23.7782	166	166	3-4	1/03/2009	ES0903029		Stage 2	-	-	-	-	-	-	-	-	-	-	-	-	-	-	-	-	-	-	-	-	-	-	-	-	-	-	-	-	-	-	-	-	-	-	-	-	-
151.1731	-23.7782	166	166	4.8-5	1/03/2009	EB0903492		Stage 2	-	-	-	-	10.6	-	-	2110	-	-	290	-	-	1.5	-	0.46	-	-	-	-	<1	-	<10	<0.02	-	8.4	-	-	-	<0.02	-	-	3.39	-	<2	-	-
151.1731	-23.7782	166	166	4-5.5	1/03/2009	ES0903029		Stage 2	-	-	-	-	-	-	-	-	-	-	-	-	-	-	-	-	-	-	-	-	-	-	-	-	-	-	-	-	-	-	-	-	-	-	-	-	-
151.1731	-23.7782	166	166	5.3-5.5	1/03/2009	EB0903492		Stage 2	-	-	-	-	10.6	-	-	2110	-	-	288	-	-	1.5	-	0.46	-	-	-	-	<1	-	<10	<0.02	-	8.4	-	-	-	<0.02	-	-	3.38	-	<2	-	-
151.1731	-23.7782	166_0.1	166	0.1	1/03/2009	Field Test		Stage 2	8.88	3.66	5.22	-	-	-	-	-	-	-	-	-	-	-	-	-	-	-	-	-	-	-	-	-	-	-	-	-	-	-	-	-	-	-	-	-
151.1731	-23.7782	166_0.25	166	0.25	1/03/2009	Field Test		Stage 2	8.89	3.07	5.82	-	-	-	-	-	-	-	-	-	-	-	-	-	-	-	-	-	-	-	-	-	-	-	-	-	-	-	-	-	-	-	-	-
151.1731	-23.7782	166_0.5	166	0.5	1/03/2009	Field Test		Stage 2	8.91	3.51	5.4	-	-	-	-	-	-	-	-	-	-	-	-	-	-	-	-	-	-	-	-	-	-	-	-	-	-	-	-	-	-	-	-	-
151.1731	-23.7782	166_0.75	166	0.75	1/03/2009	Field Test		Stage 2	8.8	6.04	2.76	-	-	-	-	-	-	-	-	-	-	-	-	-	-	-	-	-	-	-	-	-	-	-	-	-	-	-	-	-	-	-	-	-
151.1731	-23.7782	166_1	166	1	1/03/2009	Field Test		Stage 2	8.34	2.36	5.98	-	-	-	-	-	-	-	-	-	-	-	-	-	-	-	-	-	-	-	-	-	-	-	-	-	-	-	-	-	-	-	-	-
151.1731	-23.7782	166_1.25	166	1.25	1/03/2009	Field Test		Stage 2	8.82	2.99	5.83	-	-	-	-	-	-	-	-	-	-	-	-	-	-	-	-	-	-	-	-	-	-	-	-	-	-	-	-	-	-	-	-	-
151.1731	-23.7782	166_1.5	166	1.5	1/03/2009	Field Test		Stage 2	8.82	2.94	5.88	-	-	-	-	-	-	-	-	-	-	-	-	-	-	-	-	-	-	-	-	-	-	-	-	-	-	-	-	-	-	-	-	-
151.1731	-23.7782	166_1.75	166	1.75	1/03/2009	Field Test		Stage 2	8.7	0.14	8.56	4	-	-	-	-	-	-	-	-	-	-	-	-	-	-	-	-	-	-	-	-	-	-	-	-	-	-	-	-	-	-	-	-	-
151.1731	-23.7782	166_2	166	2	1/03/2009	Field Test		Stage 2	8.71	7.11	1.6	4	-	-	-	-	-	-	-	-	-	-	-	-	-	-	-	-	-	-	-	-	-	-	-	-	-	-	-	-	-	-	-	-	-
151.1731	-23.7782	166_2.25	166	2.25	1/03/2009	Field Test		Stage 2	8.36	7.11	1.25	4	-	-	-	-	-	-	-	-	-	-	-	-	-	-	-	-	-	-	-	-	-	-	-	-	-	-	-	-	-	-	-	-	-
151.1731	-23.7782	166_2.5	166	2.5	1/03/2009	Field Test		Stage 2	7.96	6.72	1.24	4	-	-	-	-	-	-	-	-	-	-	-	-	-	-	-	-	-	-	-	-	-	-	-	-	-	-	-	-	-	-	-	-	-
151.1731	-23.7782	166_2.75	166	2.75	1/03/2009	Field Test		Stage 2	8.61	6.04	2.57	-	-	-	-	-	-	-	-	-	-	-	-	-	-	-	-	-	-	-	-	-	-	-	-	-	-	-	-	-	-	-	-	-	-
151.1731	-23.7782	166_3	166	3	1/03/2009	Field Test		Stage 2	8.17	-0.09	8.26	3	-	-	-	-	-	-	-	-	-	-	-	-	-	-	-	-	-	-	-	-	-	-	-	-	-	-	-	-	-	-	-	-	-
151.1731	-23.7782	166_3.25	166	3.25	1/03/2009	Field Test		Stage 2	8.58	0.54	8.04	3	-	-	-	-	-	-	-	-	-	-	-	-	-	-	-	-	-	-	-	-	-	-	-	-	-	-	-	-	-	-	-	-	-
151.1731	-23.7782	166_3.5	166	3.5	1/03/2009	Field Test		Stage 2	8.41	3.56	4.85	1	-	-	-	-	-	-	-	-	-	-	-	-	-	-	-	-	-	-	-	-	-	-	-	-	-	-	-	-	-	-	-	-	-
151.1731	-23.7782	166_3.75	166	3.75	1/03/2009	Field Test		Stage 2	8.3	3.25	5.05	2	-	-	-	-	-	-	-	-	-	-	-	-	-	-	-	-	-	-	-	-	-	-	-	-	-	-	-	-	-	-	-	-	-
151.1731	-23.7782	166_4	166	4	1/03/2009	Field Test		Stage 2	8.65	0.5	8.15	3	-	-	-	-	-	-	-	-	-	-	-	-	-	-	-	-	-	-	-	-	-	-	-	-	-	-	-	-	-	-	-	-	-
151.1731	-23.7782	166_4.25	166	4.25	1/03/2009	Field Test		Stage 2	8.2	-0.09	8.29	2	-	-	-	-	-	-	-	-	-	-	-	-	-	-	-	-	-	-	-	-	-	-	-	-	-	-	-	-	-	-	-	-	-
151.1731	-23.7782	166_4.5	166	4.5	1/03/2009	Field Test		Stage 2	8.55	4.76	3.79	-	-	-	-	-	-	-	-	-	-	-	-	-	-	-	-	-	-	-	-	-	-	-	-	-	-	-	-	-	-	-	-	-	-
151.1731	-23.7782	166_4.75	166	4.75	1/03/2009	Field Test		Stage 2	8.58	5.64	2.94	-	-	-	-	-	-	-	-	-	-	-	-	-	-	-	-	-	-	-	-	-	-	-	-	-	-	-	-	-	-	-	-	-	-
151.1731	-23.7782	166_5	166	5	1/03/2009	Field Test		Stage 2	9.01	4.36	4.65	-	-	-	-	-	-	-	-	-	-	-	-	-	-	-	-	-	-	-	-	-	-	-	-	-	-	-	-	-	-	-	-	-	-
151.1731	-23.7782	166_5.25	166	5.25	1/03/2009	Field Test		Stage 2	8.93	7.61	1.32	-	-	-	-	-	-	-	-	-	-	-	-	-	-	-	-	-	-	-	-	-	-	-	-	-	-	-	-	-	-	-	-	-	-
151.1731	-23.7782	166_5.5	166	5.5	1/03/2009	Field Test		Stage 2	8.7	3.17	5.53	-	-	-	-	-	-	-	-	-	-	-	-	-	-	-	-	-	-	-	-	-	-	-	-	-	-	-	-	-	-	-	-	-	-
151.1731	-23.7705	0149	149	0 - 0.5	23/02/2009	ES0902674		Stage 2	-	-	-	-	-	-	-	-	-	-	-	-	-	-	-	-	-	-	-	-	-	-	-	-	-	-	-	-	-	-	-	-	-	-	-	-	-
151.1731	-23.7705	0149	149	0.5-1	23/02/2009	ES0902674		Stage 2	-	-	-	-	-	-	-	-	-	-	-	-	-	-	-	-	-	-	-	-	-	-	-	-	-	-	-	-	-	-	-	-	-	-	-	-	-
151.1731	-23.7705	0149	149	1.5-2	23/02/2009	ES0902674		Stage 2	-	-	-	-	-	-	-	-	-	-	-	-	-	-	-	-	-	-	-	-	-	-	-	-	-	-	-	-	-	-	-	-	-	-	-	-	-
151.1731	-23.7705	0149	149	1-1.5	23/02/2009	ES0902674		Stage 2	-	-	-	-	-	-	-	-	-	-	-	-	-	-	-	-	-	-	-	-	-	-	-	-	-	-	-	-	-	-	-	-	-	-	-	-	-
151.1731	-23.7705	0149	149	2-3	23/02/2009	ES0902674		Stage 2	-	-	-	-	-	-	-	-	-	-	-	-	-	-	-	-	-	-	-	-	-	-	-	-	-	-	-	-	-	-	-	-	-	-	-	-	-
151.1731	-23.7705	0149	149	3-4	23/02/2009	ES0902674		Stage 2	-	-	-	-	-	-	-	-	-	-	-	-	-	-	-	-	-	-	-	-	-	-	-	-	-	-	-	-	-	-	-	-	-	-	-	-	-
151.1731	-23.7705	0149	149	4-5.5	23/02/2009	ES0902674		Stage 2	-	-	-	-	-	-	-	-	-	-	-	-	-	-	-	-	-	-	-	-	-	-	-	-	-	-	-	-	-	-	-	-	-	-	-	-	-
151.1731	-23.7705	149	149	0 - 0.1	23/02/2009	EB0903095		Stage 2	-	-	-	-	9.6	-	-	1920	-	-	<10	-	-	1.5	-	<0.02	-	-	-	-	<1	-	<10	<0.02	-	8.8	-	-	-	<0.02	-	-	3.07	-	<2	-	-
151.1731	-23.7705	149	149	0 - 0.5	23/02/2009	ES0903492		Stage 2	-	-	-	-	-	-	-	-	-	-	-	-	-	-	-	-	-	-	-	-	-	-	-	-	-	-	-	-	-	-	-	-	-	-	-	-	-
151.1731	-23.7705	149	149	0.3-0.5	23/02/2009	EB0903095		Stage 2	-	-	-	-	2.78	-	-	554	-	-	<10	-	-	1.5	-	<0.02	-	-	-	-	<1	-	<10	<0.02	-	8.6	-	-	-	<0.02	-	-	0.89	-	<2	-	-
151.1731	-23.7705	149	149	0.8-1	23/02/2009	EB0903095		Stage 2	-	-	-	-	1.75	-	-	350	-	-	<10	-	-	1.5	-	<0.02	-	-	-	-	<1	-	<10	<0.02	-	8.6	-	-	-	<0.02	-	-	0.56	-	<2	-	-
151.1731	-23.7705	149	149	1.3-1.5	23/02/2009	EB0903095		Stage 2	-	-	-	-	1.68	-	-	335	-	-	<10	-	-	1.5	-	<0.02	-	-	-	-	<1	-	<10	<0.02	-	8.6	-	-	-	<0.02	-	-	0.54	-	<2	-	-
151.1731	-23.7705	149	149	1.8-2	23/02/2009	EB0903095		Stage 2	-	-	-	-	1.5	-	-	300	-	-	<10	-	-	1.5	-	<0.02	-	-	-	-	<1	-	<10	<0.02	-	8.6	-	-	-	<0.02	-	-	0.48	-	<2	-	-
151.1731	-23.7705	149	149	2.8-3	23/02/2009	EB0903095		Stage 2	-	-	-	-	0.9	-	-	180	-	-	<10	-	-	1.5	-	<0.02	-	-	-	-	<1	-	<10	<0.02	-	8.5	-	-	-	<0.02	-	-	0.29	-	<2	-	-
151.1731	-23.7705	149	149	3.8-4	23/02/2009	EB0903095		Stage 2	-	-	-	-	1.02	-	-	205	-	-	<10	-	-	1.5	-	<0.02	-	-	-	-	<1	-	<10	<0.02	-	8.6	-	-	-	<0.02	-	-	0.33	-	<2	-	-
151.1731	-23.7705	149	149	4.8-5	23/02/2009	EB0903095		Stage 2	-	-	-	-	1.52	-	-	305	-	-	<10	-	-	1.5	-	<0.02	-	-	-	-	<1	-	<10	<0.02	-	8.5	-	-	-	<0.02	-	-	0.49	-	<2	-	-
151.1731	-23.7705	149	149	5.3-5.5	23/02/2009	EB0903095		Stage 2	-	-	-	-	3.82	-	-	764	-	-	<10	-	-	1.5	-	<0.02	-	-	-	-	<1	-	<10	<0.02	-	8.5	-	-	-	<0.02	-	-	1.22	-	<2	-	-
151.1731	-23.7705	149_0.1	149	0.1	23/02/2009	Field Test		Stage 2	8.34	5.72	2.62	1	-	-	-	-	-	-	-	-	-	-	-	-	-	-	-	-	-	-	-	-	-	-	-	-	-	-	-	-	-	-	-	-	-
151.1731	-23.7705	149_0.25	149	0.25	23/02/2009	Field Test		Stage 2	8.51	6.36	2.15	1	-	-	-	-	-	-	-	-	-	-	-	-	-	-	-	-	-	-	-	-	-	-	-	-	-	-	-	-	-	-	-	-	-
151.1731	-23.7705	149_0.5	149	0.5	23/02/2009	Field Test		Stage 2	8.41	6.79	1.62	4	-	-	-	-	-	-	-	-	-	-	-	-	-	-	-	-	-	-	-	-	-	-	-	-	-	-	-	-	-	-	-	-	-
151.1731	-23.7705	149_0.75	149	0.75	23/02/2009	Field Test		Stage 2	8.46	6.46	2	2	-	-	-	-	-	-	-	-	-	-	-	-	-	-	-	-	-	-	-	-	-	-	-	-	-	-	-	-	-	-	-	-	-
151.1731	-23.7705	149_1	149	1	23/02/2009	Field Test		Stage 2	8.72	7.18	1.54	4	-	-	-	-	-	-	-	-	-	-	-	-	-	-	-	-	-	-	-	-	-	-	-	-	-	-	-	-	-	-	-	-	-
151.1731	-23.7705	149_1.25	149	1.25	23/02/2009	Field Test		Stage 2	8.57	2.99	5.58	2	-	-	-	-	-	-	-	-	-	-	-	-	-	-	-	-	-	-	-	-	-	-	-	-	-	-	-	-	-	-	-	-	-
151.1731	-23.7705	149_1.5	149	1.5	23/02/2009	Field Test		Stage 2	8.64	6.67	1.97	2	-	-	-	-	-	-	-	-	-	-	-	-	-	-	-	-	-	-	-	-	-	-	-	-	-	-	-	-	-	-	-	-	-
151.1731	-23.7705	149_1.75	149	1.75	23/02/2009	Field Test		Stage 2	8.78	0.61	8.17	4	-	-	-	-	-	-	-	-	-	-	-	-	-	-	-	-	-	-	-	-	-	-	-	-	-	-	-	-	-	-	-	-	-
151.1731	-23.7705	149_2	149	2	23/02/2009	Field Test		Stage 2	8.9	5.75	3.15	2	-	-	-	-	-	-	-	-	-	-	-	-	-	-	-	-	-	-	-	-	-	-	-	-	-	-	-	-	-	-	-	-	-
151.1731	-23.7705	149_2.25	149	2.25	23/02/2009	Field Test		Stage 2	8.1	6.05	2.05	2	-	-	-	-	-	-	-	-	-	-	-	-	-	-	-	-	-	-	-	-	-	-	-	-	-	-	-	-	-	-	-	-	-
151.1731	-23.7705	149_2.5	149	2.5	23/02/2009	Field Test		Stage 2	8.01	0.46	7.55	3	-	-	-	-	-	-	-	-	-	-	-	-	-	-	-	-	-	-	-	-	-	-	-	-	-	-	-	-	-	-	-	-	-
151.1731	-23.7705	149_2.75	149	2.75	23/02/2009	Field Test		Stage 2	8.83	5.74	3.09	3	-	-	-	-	-	-	-	-	-	-	-	-	-	-	-	-	-	-	-	-	-	-	-	-	-	-	-	-	-	-	-	-	-
151.1731	-23.7705	149_3	149	3	23/02/2009	Field Test		Stage 2	8.63	1.35	7.28	3	-	-	-	-	-	-	-	-	-	-	-	-	-	-	-	-	-	-	-	-	-	-	-	-	-	-	-	-	-	-	-	-	-
151.1731	-23.7705	149_3.25	149	3.25	23/02/2009	Field Test		Stage 2	8.45	4.17	4.28	1	-	-	-	-	-	-	-	-	-	-	-	-	-	-	-	-	-	-	-	-	-	-	-	-	-	-	-	-	-	-	-	-	-
151.1731	-23.7705	149_3.5	149	3.5	23/02/2009	Field Test		Stage 2	8.22	1.44	6.78	3	-	-	-	-	-	-	-	-	-	-	-	-	-	-	-	-	-	-	-	-	-	-	-	-	-	-	-	-	-	-	-	-	-
151.1731	-23.7705	149_3.75	149	3.75	23/02/2009	Field Test		Stage 2	8.53	5.76	2.77	3	-	-	-	-	-	-	-	-	-	-	-	-	-	-	-	-	-	-	-	-	-	-	-	-	-	-	-	-	-	-	-	-	-
151.1731	-23.7705	149_4	149	4	23/02/2009	Field Test		Stage 2	8.61	6.35	2.26	3	-	-	-	-	-	-	-	-	-	-	-	-	-	-	-	-	-	-	-	-	-	-	-	-	-	-	-	-	-	-	-	-	-
151.1731	-23.7705	149_4.25	149	4.25	23/02/2009	Field Test		Stage 2	8.64	6.77	1.87	1	-	-	-	-	-	-	-	-	-	-	-	-	-	-	-	-	-	-	-	-	-	-	-	-	-	-	-	-	-	-	-	-	-
151.1731	-23.7705	149_4.5	149	4.5	23/02/2009	Field Test		Stage 2	8.53	2.44	6.09	3	-	-	-	-	-	-	-	-	-	-	-	-	-	-	-	-	-	-	-	-	-	-	-	-	-	-	-	-	-	-	-	-	-
151.1731	-23.7705	149_4.75	149	4.75	23/02/2009	Field Test		Stage 2	8.4	0.05	8.35	1	-	-	-	-	-	-	-	-	-	-	-	-	-	-	-	-	-	-	-	-	-	-	-	-	-	-	-	-	-	-	-	-	-
151.1731	-23.7705	149_5	149	5	23/02/2009	Field Test		Stage 2	8.51	6.1	2.41	3	-	-	-	-	-	-	-	-	-	-	-	-	-	-	-	-	-	-	-	-	-	-	-	-	-	-	-	-	-	-	-	-	-
151.1731	-23.7705	149_5.25	149	5.25	23/02/2009	Field Test		Stage 2	8.62	6.15	2.47	3	-	-	-	-	-	-	-	-	-	-	-	-	-	-	-	-	-	-	-	-	-	-	-	-	-	-	-	-	-	-	-	-	-
151.1731	-23.7705	149_5.5	149	5.5	23/02/2009	Field Test		Stage 2	8.31	0.65	7.66	4	-	-	-	-	-	-	-	-	-	-	-	-	-	-	-	-	-	-	-	-	-	-	-	-	-	-	-	-	-	-	-	-	-
151.1733	-23.7768	SAP #44-G	SAP44	0 - 0.5	12/12/2008	EB0817769		Stage 2	-	-	-	-	-	-	-	-	-	-	-	-	-	-	-	-	-	-	-	-	-	-	-	-	-	-	-	-	-	-	-	-	-	-	-	-	-
151.1733	-23.7768	SAP #44-G	SAP44	0.5-1	12/12/2008	EB0817769		Stage 2	-	-	-	-	-	-	-	-	-	-	-	-	-	-	-	-	-	-	-	-	-	-	-	-	-	-	-	-	-	-	-	-	-	-	-	-	-
151.1733	-23.7768	SAP #44-G	SAP44	1.5-2	12/12/2008	EB0817769		Stage 2	-	-	-	-	-	-	-	-	-	-	-	-	-	-	-	-	-	-	-	-	-	-	-	-	-	-	-	-	-	-	-	-	-	-	-	-	-
151.1733	-23.7768	SAP #44-G	SAP44	1-1.5	12/12/2008	EB0817769		Stage 2	-	-	-	-	-	-	-	-	-	-	-	-	-	-	-	-	-	-	-	-	-	-	-	-	-	-	-	-	-	-	-	-	-	-	-	-	-
151.1733	-23.7768	SAP #44-G	SAP44	2-3	12/12/2008	EB0817769		Stage 2	-	-	-	-	-	-	-	-	-	-	-	-	-	-	-	-	-	-	-	-	-	-	-	-	-	-	-	-	-	-	-	-	-	-	-	-	-
151.1733	-23.7768	SAP #44-G	SAP44	3-4	12/12/2008	EB0817769		Stage 2	-	-	-	-	-	-	-	-	-	-	-	-	-	-	-	-	-	-	-	-	-	-	-	-	-	-	-	-	-	-	-	-	-	-	-	-	-
151.1733	-23.7768	SAP #44-G	SAP44	4-5	12/12/2008	EB0817769		Stage 2	-	-	-	-	-	-	-	-	-	-	-	-	-	-	-	-	-	-	-	-	-	-	-	-	-	-	-	-	-	-	-	-	-	-	-	-	-
151.1733	-23.7768	SAP #44-G	SAP44	5-6	12/12/2008	EB0817769		Stage 2	-	-	-	-	-	-	-	-	-	-	-	-	-	-	-	-	-	-	-	-	-	-	-	-	-	-	-	-	-	-	-	-	-	-	-	-	-
151.1733	-23.7768	SAP #44-G	SAP44	6-6.8	12/12/2008	EB0817769		Stage 2	-	-	-	-	-	-	-	-	-	-	-	-	-	-	-	-	-	-	-	-	-	-	-	-	-	-	-	-	-	-	-	-	-	-	-	-	-
151.1733	-23.7768	SAP# 44	SAP44	2.8-3	17/02/2009	EB0902789		Stage 2	-	-	-	-	1.75	-	-	350	-	-	518	-	-	1.5	-	0.83	-	-	-	-	21	-	285	0.46	-	8.3	-	-	-	<0.02	-	-	0.56	-	<2	-	-
151.1733	-23.7768	SAP# 44	SAP44	4.8-5	17/02/2009	EB0902789		Stage 2	-	-	-	-	2.44	-	-	487	-	-	235	-	-	1.5	-	0.38	-	-	-	-	<1	-	<10	<0.02	-	8.4	-	-	-	<0.02	-	-	0.78	-	<2	-	-
151.1733	-23.7768	SAP#44 G	SAP44	0 - 0.1	10/12/2008	EB0817773		Stage 2	-	-	-	-	5.66	-	-	-	-	-	-	-	-	1.5	-	0.37	-	-	-	-	<1	-	<10	<0.02	-	9	-	-	-	<0.02	-	-	1.81	-	<2	-	-
151.1733	-23.7768	SAP#44 G	SAP44	0.3-0.5	10/12/2008	EB0817773		Stage 2	-	-	-	-	2.23	-	-	-	-	-	-	-	-	1.5	-	1.05	-	-	-	-	27	-	357	0.57	-	8.6	-	-	-	<0.02	-	-	0.71	-	<2	-	-
151.1733	-23.7768	SAP#44 G	SAP44	0.8-1	10/12/2008	EB0817773		Stage 2	-	-	-	-	1.6	-	-	-	-	-	-	-	-	1.5	-	0.93	-	-	-	-	27	-	366	0.59	-	8.5	-	-	-	<0.02	-	-	0.51	-	<2	-	-
151.1733	-23.7768	SAP#44 G	SAP44	1.3-1.5	10/12/2008	EB0817773		Stage 2	-	-	-	-	2	-	-	-	-	-	-	-	-	1.5	-	0.62	-	-	-	-	9	-	120	0.19	-	8.5	-	-	-	<0.02	-	-	0.64	-	<2	-	-
151.1733	-23.7768	SAP#44 G	SAP44	1.8-2	10/12/2008	EB0817773		Stage 2	-	-	-	-	2.28	-	-	-	-	-	-	-	-	1.5	-	0.52	-	-	-	-	2	-	22	0.04	-	8.4	-	-	-	<0.02	-	-	0.73	-	<2	-	-

									ASS Field Test				ASS																																
									pH (F)	pH Change	pH OX	Reaction Rate	Acid Neutralising Capacity	Acid Reacted Calcium	Acid Reacted Magnesium	acidity - Acid Neutralising Capacity (19A2)	acidity - Acid Reacted Calcium	acidity - Acid Reacted Magnesium	acidity - Chromium Reducible Sulfur (a-22B)	acidity - Excess Acid Neutralising Capacity	acidity - Peroxide Oxidisable Sulfur	ANC Fineness Factor	Calcium in Peroxide	Chromium Reducible Sulfur	Excess Acid Neutralising Capacity	KCl Extractable Calcium	KCl Extractable Magnesium	KCl Extractable Sulfur	Liming Rate	Magnesium in Peroxide	Net Acidity (acidity units)	Net Acidity (sulfur units)	Peroxide Oxidisable Sulfur	pH KCl	sulfidic - Acid Reacted Calcium	sulfidic - Acid Reacted Magnesium	sulfidic - Excess Acid Neutralising Capacity	sulfidic - Titratable Actual Acidity	sulfidic - Titratable Peroxide Acidity	sulfidic - Titratable Sulfidic Acidity	sulfidic-Acid Neutral	Sulfur in Peroxide	Titratable Actual Acidity	Titratable Peroxide Acidity	Titratable Sulfidic Acidity
									pH Unit	pH Units	pH Unit	Units	m H+/t	%	%	mol h+/t	mole H+/t	mole H+/t	m H+/t	mole H+/t	mole H+/t	-	%	%S	%	%	%	%	kg CaCO3/t	%	mole H+/t	%S	%	pH Unit	%S	%S	%S	%S	%S	%S	%S	%	mole H+/t	mole H+/t	mole H+/t
EQL									0.1		0.1	1	0.01	0.02	0.02	10	10	10	10	10	10	0.5	0.02	0.02	0.02	0.02	0.02	0.02	1	0.02	10	0.02	0.02	0.1	0.01	0.02	0.02	0.02	0.02	0.02	0.01	0.02	2	2	2
National Assessment Guidelines for Dredging- Maximum																																													
National Assessment Guidelines for Dredging- Screening																																													
QASSIT 1998 (Field Screen)									5-14	1	5-14	2																																	
QASSIT 1998 (Minimum)																															18	0.03													
x coord	y coord	Field ID	Core #	Depth (m)	Date Sample	SDG	GC Borelog Approved	Purpose																																					
151.1733	-23.7768	SAP#44 G	SAP44	2.3-2.5	10/12/2008	EB0817773		Stage 2	-	-	-	-	1.66	-	-	-	-	-	-	-	-	1.5	-	0.62	-	-	-	-	13	-	168	0.27	-	8.4	-	-	-	<0.02	-	-	0.53	-	<2	-	-
151.1733	-23.7768	SAP#44 G	SAP44	3.3-3.5	10/12/2008	EB0817773		Stage 2	-	-	-	-	2.34	-	-	-	-	-	-	-	-	1.5	-	0.53	-	-	-	-	1	-	19	0.03	-	8.2	-	-	-	<0.02	-	-	0.75	-	<2	-	-
151.1733	-23.7768	SAP#44 G	SAP44	3.8-4	10/12/2008	EB0817773		Stage 2	-	-	-	-	2.4	-	-	-	-	-	-	-	-	1.5	-	0.58	-	-	-	-	3	-	39	0.06	-	8.4	-	-	-	<0.02	-	-	0.77	-	<2	-	-
151.1733	-23.7768	SAP#44 G	SAP44	4.3-4.5	10/12/2008	EB0817773		Stage 2	-	-	-	-	1.83	-	-	-	-	-	-	-	-	1.5	-	0.56	-	-	-	-	8	-	105	0.17	-	8.3	-	-	-	<0.02	-	-	0.58	-	<2	-	-
151.1733	-23.7768	SAP#44 G	SAP44	5.3-5.5	10/12/2008	EB0817773		Stage 2	-	-	-	-	2	-	-	-	-	-	-	-	-	1.5	-	0.53	-	-	-	-	5	-	62	0.1	-	8.4	-	-	-	<0.02	-	-	0.64	-	<2	-	-
151.1733	-23.7768	SAP#44 G	SAP44	5.8-6	10/12/2008	EB0817773		Stage 2	-	-	-	-	1.6	-	-	-	-	-	-	-	-	1.5	-	0.71	-	-	-	-	17	-	228	0.36	-	8.3	-	-	-	<0.02	-	-	0.51	-	<2	-	-
151.1733	-23.7768	SAP#44 G	SAP44	6.3-6.5	10/12/2008	EB0817773		Stage 2	-	-	-	-	1.77 - 1.94	-	-	-	-	-	-	-	-	1.5	-	0.39 - 0.4	-	-	-	-	<1 - 1	-	<10 - 15	<0.02 - 0.02	-	8.1 - 8.2	-	-	-	<0.02	-	-	0.57 - 0.62	-	<2	-	-
151.1733	-23.7768	SAP#BG 8	SAP44	0 - 0.1	10/12/2008	EB0817773		Stage 2	-	-	-	-	11.6	-	-	-	-	-	-	-	-	1.5	-	0.31	-	-	-	-	<1	-	<10	<0.02	-	9	-	-	-	<0.02	-	-	3.72	-	<2	-	-
151.1733	-23.7768	SAP44_0.1	SAP44	0.1-0.1	12/12/2008	Field Test		Stage 2	7.92	5.22	2.7	-	-	-	-	-	-	-	-	-	-	-	-	-	-	-	-	-	-	-	-	-	-	-	-	-	-	-	-	-	-	-	-	-	-
151.1733	-23.7768	SAP44_0.2	SAP44	0.25-0.25	12/12/2008	Field Test		Stage 2	8.18	5.18	3	4	-	-	-	-	-	-	-	-	-	-	-	-	-	-	-	-	-	-	-	-	-	-	-	-	-	-	-	-	-	-	-	-	-
151.1733	-23.7768	SAP44_0.5	SAP44	0.5-0.5	12/12/2008	Field Test		Stage 2	7.77	5.22	2.55	4	-	-	-	-	-	-	-	-	-	-	-	-	-	-	-	-	-	-	-	-	-	-	-	-	-	-	-	-	-	-	-	-	-
151.1733	-23.7768	SAP44_0.7	SAP44	0.75-0.75	12/12/2008	Field Test		Stage 2	7.65	5.1	2.55	3	-	-	-	-	-	-	-	-	-	-	-	-	-	-	-	-	-	-	-	-	-	-	-	-	-	-	-	-	-	-	-	-	-
151.1733	-23.7768	SAP44_1	SAP44	1-1	12/12/2008	Field Test		Stage 2	7.55	4.51	3.04	3	-	-	-	-	-	-	-	-	-	-	-	-	-	-	-	-	-	-	-	-	-	-	-	-	-	-	-	-	-	-	-	-	-
151.1733	-23.7768	SAP44_1.2	SAP44	1.25-1.25	12/12/2008	Field Test		Stage 2	7.61	2.25	5.36	4	-	-	-	-	-	-	-	-	-	-	-	-	-	-	-	-	-	-	-	-	-	-	-	-	-	-	-	-	-	-	-	-	-
151.1733	-23.7768	SAP44_1.5	SAP44	1.5-1.5	12/12/2008	Field Test		Stage 2	7.9	0.6	7.3	3	-	-	-	-	-	-	-	-	-	-	-	-	-	-	-	-	-	-	-	-	-	-	-	-	-	-	-	-	-	-	-	-	-
151.1733	-23.7768	SAP44_1.7	SAP44	1.75-1.75	12/12/2008	Field Test		Stage 2	7.73	1.05	6.68	-	-	-	-	-	-	-	-	-	-	-	-	-	-	-	-	-	-	-	-	-	-	-	-	-	-	-	-	-	-	-	-	-	-
151.1733	-23.7768	SAP44_15	SAP44	6.5-6.6	15/01/2009	EB0900879		Stage 2	-	-	2.8	-	-	0.16	0.11	-	82	91	-	-	482	1.5	0.41	-	-	0.24	0.18	0.07	20	0.29	265	0.42	0.77	8.3	0.13	0.14	-	<0.02	0.25	0.25	-	0.85	<2	157	157
151.1733	-23.7768	SAP44_15	SAP44	7-7.1	15/01/2009	EB0900879		Stage 2	-	-	3.3	-	-	0.2	0.1	-	102	86	-	-	400	1.5	0.42	-	-	0.22	0.18	0.05	14	0.29	194	0.31	0.64	8.3	0.16	0.14	-	<0.02	0.15	0.15	-	0.69	<2	91	91
151.1733	-23.7768	SAP44_15	SAP44	7.5-7.6	15/01/2009	EB0900879		Stage 2	-	-	2.4	-	-	0.37	0.12	-	184	100	-	-	751	1.5	0.6	-	-	0.23	0.16	0.05	35	0.28	463	0.74	1.2	8.4	0.3	0.16	-	<0.02	0.51	0.51	-	1.26	<2	319	319
151.1733	-23.7768	SAP44_2	SAP44	2-2	12/12/2008	Field Test		Stage 2	8.23	5.37	2.86	3	-	-	-	-	-	-	-	-	-	-	-	-	-	-	-	-	-	-	-	-	-	-	-	-	-	-	-	-	-	-	-	-	-
151.1733	-23.7768	SAP44_2.2	SAP44	2.25-2.25	12/12/2008	Field Test		Stage 2	8.08	4.59	3.49	3	-	-	-	-	-	-	-	-	-	-	-	-	-	-	-	-	-	-	-	-	-	-	-	-	-	-	-	-	-	-	-	-	-
151.1733	-23.7768	SAP44_2.5	SAP44	2.5-2.5	12/12/2008	Field Test		Stage 2	8.36	3.66	4.7	3	-	-	-	-	-	-	-	-	-	-	-	-	-	-	-	-	-	-	-	-	-	-	-	-	-	-	-	-	-	-	-	-	-
151.1733	-23.7768	SAP44_2.7	SAP44	2.75-2.75	12/12/2008	Field Test		Stage 2	8.4	4.8	3.6	3	-	-	-	-	-	-	-	-	-	-	-	-	-	-	-	-	-	-	-	-	-	-	-	-	-	-	-	-	-	-	-	-	-
151.1733	-23.7768	SAP44_3	SAP44	3-3	12/12/2008	Field Test		Stage 2	8.48	5.46	3.02	3	-	-	-	-	-	-	-	-	-	-	-	-	-	-	-	-	-	-	-	-	-	-	-	-	-	-	-	-	-	-	-	-	-
151.1733	-23.7768	SAP44_3.2	SAP44	3.25-3.25	12/12/2008	Field Test		Stage 2	7.9	0.48	7.42	3	-	-	-	-	-	-	-	-	-	-	-	-	-	-	-	-	-	-	-	-	-	-	-	-	-	-	-	-	-	-	-	-	-
151.1733	-23.7768	SAP44_3.5	SAP44	3.5-3.5	12/12/2008	Field Test		Stage 2	8.16	0.84	7.32	3	-	-	-	-	-	-	-	-	-	-	-	-	-	-	-	-	-	-	-	-	-	-	-	-	-	-	-	-	-	-	-	-	-
151.1733	-23.7768	SAP44_3.7	SAP44	3.75-3.75	12/12/2008	Field Test		Stage 2	8.42	4.63	3.79	4	-	-	-	-	-	-	-	-	-	-	-	-	-	-	-	-	-	-	-	-	-	-	-	-	-	-	-	-	-	-	-	-	-
151.1733	-23.7768	SAP44_4	SAP44	4-4	12/12/2008	Field Test		Stage 2	8.28	5.38	2.9	2	-	-	-	-	-	-	-	-	-	-	-	-	-	-	-	-	-	-	-	-	-	-	-	-	-	-	-	-	-	-	-	-	-
151.1733	-23.7768	SAP44_4.2	SAP44	4.25-4.25	12/12/2008	Field Test		Stage 2	8.09	0.74	7.35	1	-	-	-	-	-	-	-	-	-	-	-	-	-	-	-	-	-	-	-	-	-	-	-	-	-	-	-	-	-	-	-	-	-
151.1733	-23.7768	SAP44_4.5	SAP44	4.5-4.5	12/12/2008	Field Test		Stage 2	8.07	5.07	3	3	-	-	-	-	-	-	-	-	-	-	-	-	-	-	-	-	-	-	-	-	-	-	-	-	-	-	-	-	-	-	-	-	-
151.1733	-23.7768	SAP44_4.7	SAP44	4.75-4.75	12/12/2008	Field Test		Stage 2	8.3	4.54	3.76	3	-	-	-	-	-	-	-	-	-	-	-	-	-	-	-	-	-	-	-	-	-	-	-	-	-	-	-	-	-	-	-	-	-
151.1733	-23.7768	SAP44_5	SAP44	5-5	12/12/2008	Field Test		Stage 2	8.2	5.24	2.96	2	-	-	-	-	-	-	-	-	-	-	-	-	-	-	-	-	-	-	-	-	-	-	-	-	-	-	-	-	-	-	-	-	-
151.1733	-23.7768	SAP44_5.2	SAP44	5.25-5.25	12/12/2008	Field Test		Stage 2	8.31	5.55	2.76	3	-	-	-	-	-	-	-	-	-	-	-	-	-	-	-	-	-	-	-	-	-	-	-	-	-	-	-	-	-	-	-	-	-
151.1733	-23.7768	SAP44_5.5	SAP44	5.5-5.5	12/12/2008	Field Test		Stage 2	8.38	4.99	3.39	2	-	-	-	-	-	-	-	-	-	-	-	-	-	-	-	-	-	-	-	-	-	-	-	-	-	-	-	-	-	-	-	-	-
151.1733	-23.7768	SAP44_5.7	SAP44	5.75-5.75	12/12/2008	Field Test		Stage 2	8.47	5.58	2.89	2	-	-	-	-	-	-	-	-	-	-	-	-	-	-	-	-	-	-	-	-	-	-	-	-	-	-	-	-	-	-	-	-	-
151.1733	-23.7768	SAP44_6	SAP44	6-6	12/12/2008	Field Test		Stage 2	8.09	5.1	2.99	2	-	-	-	-	-	-	-	-	-	-	-	-	-	-	-	-	-	-	-	-	-	-	-	-	-	-	-	-	-	-	-	-	-
151.1733	-23.7768	SAP44_6.2	SAP44	6.25-6.25	12/12/2008	Field Test		Stage 2	7.69	3.53	4.16	2	-	-	-	-	-	-	-	-	-	-	-	-	-	-	-	-	-	-	-	-	-	-	-	-	-	-	-	-	-	-	-	-	-
151.1733	-23.7768	SAP44_6.5	SAP44	6.5-6.5	12/12/2008	Field Test		Stage 2	8.18	5.46	2.72	2	-	-	-	-	-	-	-	-	-	-	-	-	-	-	-	-	-	-	-	-	-	-	-	-	-	-	-	-	-	-	-	-	-
151.1733	-23.7768	SAP44_6.7	SAP44	6.75-6.75	12/12/2008	Field Test		Stage 2	8.09	5.54	2.55	2	-	-	-	-	-	-	-	-	-	-	-	-	-	-	-	-	-	-	-	-	-	-	-	-	-	-	-	-	-	-	-	-	-
151.1734	-23.7809	136	136	0 - 0.1	22/03/2009	EB0904884		Stage 1b	-	-	-	-	13.1	-	-	2620	-	-	60	-	-	1.5	-	0.1	-	-	-	-	<1	-	<10	<0.02	-	9.1	-	-	-	<0.02	-	-	4.2	-	<2	-	-
151.1734	-23.7809	136	136	0 - 0.5	22/03/2009	ES0904186		Stage 1b	-	-	-	-	-	-	-	-	-	-	-	-	-	-	-	-	-	-	-	-	-	-	-	-	-	-	-	-	-	-	-	-	-	-	-	-	-
151.1734	-23.7809	136	136	0 - 0.5	22/03/2009	ES0904973		Stage 1b	-	-	-	-	-	-	-	-	-	-	-	-	-	-	-	-	-	-	-	-	-	-	-	-	-	-	-	-	-	-	-	-	-	-	-	-	-
151.1734	-23.7809	136	136	0.3-0.5	22/03/2009	EB0904884		Stage 1b	-	-	-	-	15	-	-	2990	-	-	151	-	-	1.5	-	0.24	-	-	-	-	<1	-	<10	<0.02	-	9.1	-	-	-	<0.02	-	-	4.8	-	<2	-	-
151.1734	-23.7809	136	136	0.5-0.9	22/03/2009	ES0904186		Stage 1b	-	-	-	-	-	-	-	-	-	-	-	-	-	-	-	-	-	-	-	-	-	-	-	-	-	-	-	-	-	-	-	-	-	-	-	-	-
151.1734	-23.7809	136	136	0.7-0.9	22/03/2009	EB0904884		Stage 1b	-	-	-	-	5.2	-	-	1040	-	-	204	-	-	1.5	-	0.33	-	-	-	-	<1	-	<10	<0.02	-	9	-	-	-	<0.02	-	-	1.66	-	<2	-	-
151.1734	-23.7809	136	136	0.9-1.5	22/03/2009	ES0904186		Stage 1b	-	-	-	-	-	-	-	-	-	-	-	-	-	-	-	-	-	-	-	-	-	-	-	-	-	-	-	-	-	-	-	-	-	-	-	-	-
151.1734	-23.7809	136	136	1.3-1.5	22/03/2009	EB0904884		Stage 1b	-	-	-	-	0.69	-	-	137	-	-	12	-	-	1.5	-	<0.02	-	-	-	-	<1	-	<10	<0.02	-	8.9	-	-	-	<0.02	-	-	0.22	-	<2	-	-
151.1734	-23.7809	136	136	1.5-1.9	22/03/2009	ES0904186		Stage 1b	-	-	-	-	-	-	-	-	-	-	-	-	-	-	-	-	-	-	-	-	-	-	-	-	-	-	-	-	-	-	-	-	-	-	-	-	-
151.1734	-23.7809	136	136	1.7-1.9	22/03/2009	EB0904884		Stage 1b	-	-	-	-	0.1	-	-	20	-	-	14	-	-	1.5	-	0.02	-	-	-	-	<1	-	<10	<0.02	-	7.5	-	-	-	<0.02	-	-	0.03	-	<2	-	-
151.1734	-23.7809	136_0.1	136	0.1	22/03/2009	Field Test		Stage 1b	8.78	2.58	6.2	1	-	-	-	-	-	-	-	-	-	-	-	-	-	-	-	-	-	-	-	-	-	-	-	-	-	-	-	-	-	-	-	-	-
151.1734	-23.7809	136_0.25	136	0.25	22/03/2009	Field Test		Stage 1b	8.97	3.16	5.81	1	-	-	-	-	-	-	-	-	-	-	-	-	-	-	-	-	-	-	-	-	-	-	-	-	-	-	-	-	-	-	-	-	-
151.1734	-23.7809	136_0.5	136	0.5	22/03/2009	Field Test		Stage 1b	8.91	3.06	5.85	2	-	-	-	-	-	-	-	-	-	-	-	-	-	-	-	-	-	-	-	-	-	-	-	-	-	-	-	-	-	-	-	-	-
151.1734	-23.7809	136_0.75	136	0.75	22/03/2009	Field Test		Stage 1b	9.11	3.52	5.59	2	-	-	-	-	-	-	-	-	-	-	-	-	-	-	-	-	-	-	-	-	-	-	-	-	-	-	-	-	-	-	-	-	-
151.1734	-23.7809	136_1	136	1	22/03/2009	Field Test		Stage 1b	9.17	2.72	6.45	1	-	-	-	-	-	-	-	-	-	-	-	-	-	-	-	-	-	-	-	-	-	-	-	-	-	-	-	-	-	-	-	-	-
151.1734	-23.7809	136_1.25	136	1.25	22/03/2009	Field Test		Stage 1b	7.28	-1.39	8.67	4	-	-	-	-	-	-	-	-	-	-	-	-	-	-	-	-	-	-	-	-	-	-	-	-	-	-	-	-	-	-	-	-	-
151.1734	-23.7809	136_1.5	136	1.5	22/03/2009	Field Test		Stage 1b	7.21	-0.86	8.07	4	-	-	-	-	-	-	-	-	-	-	-	-	-	-	-	-	-	-	-	-	-	-	-	-	-	-	-	-	-	-	-	-	-
151.1734	-23.7809	136_1.75	136	1.75	22/03/2009	Field Test		Stage 1b	7.07	0.97	6.1	1	-	-	-	-	-	-	-	-	-	-	-	-	-	-	-	-	-	-	-	-	-	-	-	-	-	-	-	-	-	-	-	-	-
151.1734	-23.7809	136_1.9	136	1.9	22/03/2009	Field Test		Stage 1b	7.43	1.52	5.91	1	-	-	-	-	-	-	-	-	-	-	-	-	-	-	-	-	-	-	-	-	-	-	-	-	-	-	-	-	-	-	-	-	-
151.1734	-23.7809	D03_2203	136	0 - 0.5	22/03/2009	ES0904186		Stage 1b	-	-	-	-	-	-	-	-	-	-	-	-	-	-	-	-	-	-	-	-	-	-	-	-	-	-	-	-	-	-	-	-	-	-	-	-	-
151.1734	-23.7809	D04_2203	136	0.5-0.9	22/03/2009	ES0904186		Stage 1b	-	-	-	-	-	-	-	-	-	-	-	-	-	-	-	-	-	-	-	-	-	-	-	-	-	-	-	-	-	-	-	-	-	-	-	-	-
151.1734	-23.7796	133	133	0 - 0.1	1/03/2009	EB0903492		Stage 2	-	-	-	-	12	-	-	2410	-	-	79	-	-	1.5	-	0.13	-	-	-	-	<1	-	<10	<0.02	-	9	-	-	-	<0.02	-	-	3.86	-	<2	-	-
151.1734	-23.7796	133	133	0 - 0.5	1/03/2009	ES0903029		Stage 2	-	-	-	-	-	-	-	-	-	-	-	-	-	-	-	-	-	-	-	-	-	-	-	-	-	-	-	-	-	-	-	-	-	-	-	-	-
151.1734	-23.7796	133	133	0 - 0.5	1/03/2009	ES0903492		Stage 2	-	-	-	-	-	-	-	-	-	-	-	-	-	-	-	-	-	-	-	-	-	-	-	-	-	-	-	-	-	-	-	-	-	-	-	-	-
151.1734	-23.7796	133	133	0.3-0.5	1/03/2009	EB0903492		Stage 2	-	-	-	-	16.1	-	-	3220	-	-	64	-	-	1.5	-	0.1	-	-	-	-	<1	-	<10	<0.02	-	9.1	-	-	-	<0.02	-	-	5.16	-	<2	-	-
151.1734	-23.7796	133	133	0.5-1	1/03/2009	ES0903029		Stage 2	-	-	-	-	-	-	-	-	-	-	-	-	-	-	-	-	-	-	-	-	-	-	-	-	-	-	-	-	-	-	-	-	-	-	-	-	-
151.1734	-23.7796	133	133	0.8-1	1/03/2009	EB0903492		Stage 2	-	-	-	-	11	-	-	2190	-	-	138	-	-	1.5	-	0.22	-	-	-	-	<1	-	<10	<0.02	-	8.9	-	-	-	<0.02	-	-	3.51	-	<2	-	-
151.1734	-23.7796	133	133	1.3-1.5	1/03/2009	EB0903492		Stage 2	-	-	-	-	11.7	-	-	2340	-	-	125	-	-	1.5	-	0.2	-	-	-	-	<1	-	<10	<0.02	-	8.8	-	-	-	<0.02	-	-	3.76	-	<2	-	-
151.1734	-23.7796	133	133	1.5-2	1/03/2009	ES0903029		Stage 2	-	-	-	-	-	-	-	-	-	-	-	-	-	-	-	-	-	-	-	-	-	-	-	-	-	-	-	-	-	-	-	-	-	-	-	-	-
151.1734	-23.7796	133	133	1.8-2	1/03/2009	EB0903492		Stage 2	-	-	-	-	11.2	-	-	2240	-	-	598	-	-	1.5	-	0.96	-	-	-	-	<1	-	<10	<0.02	-	8.6	-	-	-	<0.02	-	-	3.6	-	<2	-	-
151.1734	-23.7796	133	133	1-1.5	1/03/2009	ES0903029		Stage 2	-	-	-	-	-	-	-	-	-	-	-	-	-	-	-	-	-	-	-	-	-	-	-	-	-	-	-	-	-	-	-	-	-	-	-	-	-
151.1734	-23.7796	133	133	2.3-2.5	1/03/2009	EB0903492		Stage 2	-	-	-	-	10.7	-	-	2140	-	-	371	-	-	1.5	-	0.6	-	-	-	-	<1	-	<10	<0.02	-	8.6	-	-	-	<0.02	-	-	3.43	-	<2	-	-
151.1734	-23.7796	133	133	2-3	1/03/2009	ES0903029		Stage 2	-	-	-	-	-	-	-	-	-	-	-	-	-	-	-	-	-	-	-	-	-	-	-	-	-	-	-	-	-	-	-	-	-	-	-	-	-
151.1734	-23.7796	133	133	3.3-3.5	1/03/2009	EB0903492		Stage 2	-	-	-	-	10.7	-	-	2130	-	-	379	-	-	1.5	-	0.61	-	-	-	-	<1	-	<10	<0.02	-	8.4	-	-	-	<0.02	-	-	3.42	-	<2	-	-
151.1734	-23.7796	133	133	3-4	1/03/2009	ES0903029		Stage 2	-	-	-	-	-	-	-	-	-	-	-	-	-	-	-	-	-	-	-	-	-	-	-	-	-	-	-	-	-	-	-	-	-	-	-	-	-
151.1734	-23.7796	133	133	4.3-4.5	1/03/2009	EB0903492		Stage 2	-	-	-	-	10.6	-	-	2130	-	-	325	-	-	1.5	-	0.52	-	-	-	-	<1	-	<10	<0.02	-	8.5	-	-	-	<0.02	-	-	3.41	-	<2	-	-
151.1734	-23.7796	133	133	4-5.5	1/03/2009	ES0903029		Stage 2	-	-	-	-	-	-	-	-	-	-	-	-	-	-	-	-	-	-	-	-	-	-	-	-	-	-	-	-	-	-	-	-	-	-	-	-	-
151.1734	-23.7796	133	133	5.3-5.5	1/03/2009	EB0903492		Stage 2	-	-	-	-	10.7	-	-	2140	-	-	278	-	-	1.5	-	0.44	-	-	-	-	<1	-	<10	<0.02	-	8.5	-	-	-	<0.02	-	-	3.44	-	<2	-	-
151.1734	-23.7796	133_0.1	133	0.1	1/03/2009	Field Test		Stage 2	8.61	2.31	6.3	3	-	-	-	-	-	-	-	-	-	-	-	-	-	-	-	-	-	-	-	-	-	-	-	-	-	-	-	-	-	-	-	-	-
151.1734	-23.7796	133_0.25	133	0.25	1/03/2009	Field Test		Stage 2	8.96	3.24	5.72	1	-	-	-	-	-	-	-	-	-	-	-	-	-	-	-	-	-	-	-	-	-	-	-	-	-	-	-	-	-	-	-	-	-
151.1734	-23.7796	133_0.5	133	0.5	1/03/2009	Field Test		Stage 2	8.77	3.01	5.76	1	-	-	-	-	-	-	-	-	-	-	-	-	-	-	-	-	-	-	-	-	-	-	-	-	-	-	-	-	-	-	-	-	-
151.1734	-23.7796	133_0.75	133	0.75	1/03/2009	Field Test		Stage 2	8.9	2.82	6.08	1	-	-	-	-	-	-	-	-	-	-	-	-	-	-	-	-	-	-	-	-	-	-	-	-	-	-	-	-	-	-	-	-	-
151.1734	-23.7796	133_1	133	1	1/03/2009	Field Test		Stage 2	8.31	3.76	4.55	2	-	-	-	-	-	-	-	-	-	-	-	-	-	-	-	-	-	-	-	-	-	-	-	-	-	-	-	-	-	-	-	-	-
151.1734	-23.7796	133_1.25	133	1.25	1/03/2009	Field Test		Stage 2	8.13	5	3.13	4	-	-	-	-	-	-	-	-	-	-	-	-	-	-	-	-	-	-	-	-	-	-	-	-	-	-	-	-	-	-	-	-	-
151.1734	-23.7796	133_1.5	133	1.5	1/03/2009	Field Test		Stage 2	8.23	2.1	6.13	2	-	-	-	-	-	-	-	-	-	-	-	-	-	-	-	-	-	-	-	-	-	-	-	-	-	-	-	-	-	-	-	-	-
151.1734	-23.7796	133_1.75	133	1.75	1/03/2009	Field Test		Stage 2	8.55	2.36	6.19	2	-	-	-	-	-	-	-	-	-	-	-	-	-	-	-	-	-	-	-	-	-	-	-	-	-	-	-	-	-	-	-	-	-
151.1734	-23.7796	133_2	133	2	1/03/2009	Field Test		Stage 2	8.76	2.71	6.05	2	-	-	-	-	-	-	-	-	-	-	-	-	-	-	-	-	-	-	-	-	-	-	-	-	-	-	-	-	-	-	-	-	-
151.1734	-23.7796	133_2.25	133	2.25	1/03/2009	Field Test		Stage 2	8.39	2.28	6.11	1	-	-	-	-	-	-	-	-	-	-	-	-	-	-	-	-	-	-	-	-	-	-	-	-	-	-	-	-	-	-	-	-	-
151.1734	-23.7796	133_2.5	133	2.5	1/03/2009	Field Test		Stage 2	8.57	2.5	6.07	1	-	-	-	-	-	-	-	-	-	-	-	-	-	-	-	-	-	-	-	-	-	-	-	-	-	-	-	-	-	-	-	-	-
151.1734	-23.7796	133_2.75	133	2.75	1/03/2009	Field Test		Stage 2	8.67	0.48	8.19	4	-	-	-	-	-	-	-	-	-	-	-	-	-	-	-	-	-	-	-	-	-	-	-	-	-	-	-	-	-	-	-	-	-
151.1734	-23.7796	133_3	133	3	1/03/2009	Field Test		Stage 2	8.55	6.13	2.42	2	-	-	-	-	-	-	-	-	-	-	-	-	-	-	-	-	-	-	-	-	-	-	-	-	-	-	-	-	-	-	-	-	-
151.1734	-23.7796	133_3.25	133	3.25	1/03/2009	Field Test		Stage 2	8.59	2.56	6.03	2	-	-	-	-	-	-	-	-	-	-	-	-	-	-	-	-	-	-	-	-	-	-	-	-	-	-	-	-	-	-	-	-	-
151.1734	-23.7796	133_3.5	133	3.5	1/03/2009	Field Test		Stage 2	8.71	2.61	6.1	1	-	-	-	-	-	-	-	-	-	-	-	-	-	-	-	-	-	-	-	-	-	-	-	-	-	-	-	-	-	-	-	-	-
151.1734	-23.7796	133_3.75	133	3.75	1/03/2009	Field Test		Stage 2	8.68	4.99	3.69	3	-	-	-	-	-	-	-	-	-	-	-	-	-	-	-	-	-	-	-	-	-	-	-	-	-	-	-	-	-	-	-	-	-
151.1734	-23.7796	133_4	133	4	1/03/2009	Field Test		Stage 2	8.54	2.8	5.74	3	-	-	-	-	-	-	-	-	-	-	-	-	-	-	-	-	-	-	-	-	-	-	-	-	-	-	-	-	-	-	-	-	-
151.1734	-23.7796	133_4.25	133	4.25	1/03/2009	Field Test		Stage 2	8.11	2.03	6.08	1	-	-	-	-	-	-	-	-	-	-	-	-	-	-	-	-	-	-	-	-	-	-	-	-	-	-	-	-	-	-	-	-	-
151.1734	-23.7796	133_4.5	133	4.5	1/03/2009	Field Test		Stage 2	8.43	2.52	5.91	3	-	-	-	-	-	-	-	-	-	-	-	-	-	-	-	-	-	-	-	-	-	-	-	-	-	-	-	-	-	-	-	-	-
151.1734	-23.7796	133_4.75	133	4.75	1/03/2009	Field Test		Stage 2	8.6	2.46	6.14	1	-	-	-	-	-	-	-	-	-	-	-	-	-	-	-	-	-	-	-	-	-	-	-	-	-	-	-	-	-	-	-	-	-
151.1734	-23.7796	133_5	133	5	1/03/2009	Field Test		Stage 2	8.72	2.56	6.16	3	-	-	-	-	-	-	-	-	-	-	-	-	-	-	-	-	-	-	-	-	-	-	-	-	-	-	-	-	-	-	-	-	-

x coord	y coord	Field ID	Core #	Depth (m)	Date Sampled	SDG	GC Borelog Approved	Purpose	pH (F)	pH Change	pH OX	Reaction Rate	Acid Neutralising Capacity	Acid Reacted Calcium	Acid Reacted Magnesium	acidity - Acid Neutralising Capacity (19A2)	acidity - Acid Reacted Calcium	acidity - Acid Reacted Magnesium	acidity - Chromium Reducible Sulfur (a-22B)	acidity - Excess Acid Neutralising Capacity	acidity - Peroxide Oxidisable Sulfur	ANC Fineness Factor	Calcium in Peroxide	Chromium Reducible Sulfur	Excess Acid Neutralising Capacity	KCl Extractable Calcium	KCl Extractable Magnesium	KCl Extractable Sulfur	Liming Rate	Magnesium in Peroxide	Net Acidity (acidity units)	Net Acidity (sulfur units)	Peroxide Oxidisable Sulfur	pH KCl	sulfidic - Acid Reacted Calcium	sulfidic - Acid Reacted Magnesium	sulfidic - Excess Acid Neutralising Capacity	sulfidic - Titratable Actual Acidity	sulfidic - Titratable Peroxide Acidity	sulfidic - Titratable Sulfidic Acidity	sulfidic-Acid Neutral	Sulfur in Peroxide	Titratable Actual Acidity	Titratable Peroxide Acidity	Titratable Sulfidic Acidity
									ASS Field Test				ASS																																
									pH Unit	pH Units	pH Unit	Units	m H+/t	%	%	mol h+/t	mole H+/t	mole H+/t	m H+/t	mole H+/t	mole H+/t	-	%	% S	%	%	%	%	kg CaCO3/t	%	mole H+/t	%S	%	pH Unit	% S	%S	%S	%S	%S	%S	%S	%	mole H+/t	mole H+/t	mole H+/t
EQL									0.1		0.1	1	0.01	0.02	0.02	10	10	10	10	10	10	0.5	0.02	0.02	0.02	0.02	0.02	0.02	1	0.02	10	0.02	0.02	0.1	0.01	0.02	0.02	0.02	0.02	0.02	0.01	0.02	2	2	2
National Assessment Guidelines for Dredging- Maximum																																													
National Assessment Guidelines for Dredging- Screening																																													
QASSIT 1998 (Field Screen)									5-14	1	5-14	2																																	
QASSIT 1998 (Minimum)																															18	0.03													
151.1734	-23.7796	133_5.25	133	5.25	1/03/2009	Field Test		Stage 2	8.41	2.1	6.31	1	-	-	-	-	-	-	-	-	-	-	-	-	-	-	-	-	-	-	-	-	-	-	-	-	-	-	-	-	-	-	-	-	-
151.1734	-23.7796	133_5.5	133	5.5	1/03/2009	Field Test		Stage 2	8.52	3.49	5.03	3	-	-	-	-	-	-	-	-	-	-	-	-	-	-	-	-	-	-	-	-	-	-	-	-	-	-	-	-	-	-	-	-	-
151.1734	-23.7796	133B	133	0 - 0.1	1/03/2009	EB0903492		Stage 2	-	-	-	-	12.2	-	-	2430	-	-	42	-	-	1.5	-	0.07	-	-	-	-	<1	-	<10	<0.02	-	9.1	-	-	-	<0.02	-	-	3.9	-	<2	-	-
151.1734	-23.7796	133B	133	0 - 0.5	1/03/2009	ES0903029		Stage 2	-	-	-	-	-	-	-	-	-	-	-	-	-	-	-	-	-	-	-	-	-	-	-	-	-	-	-	-	-	-	-	-	-	-	-	-	-
151.1734	-23.7796	133B	133	0.3-0.5	1/03/2009	EB0903492		Stage 2	-	-	-	-	12.3	-	-	2450	-	-	256	-	-	1.5	-	0.41	-	-	-	-	<1	-	<10	<0.02	-	8.8	-	-	-	<0.02	-	-	3.94	-	<2	-	-
151.1734	-23.7796	133B	133	0.5-1	1/03/2009	ES0903029		Stage 2	-	-	-	-	-	-	-	-	-	-	-	-	-	-	-	-	-	-	-	-	-	-	-	-	-	-	-	-	-	-	-	-	-	-	-	-	-
151.1734	-23.7796	133B	133	0.8-1	1/03/2009	EB0903492		Stage 2	-	-	-	-	11.8	-	-	2360	-	-	106	-	-	1.5	-	0.17	-	-	-	-	<1	-	<10	<0.02	-	8.9	-	-	-	<0.02	-	-	3.78	-	<2	-	-
151.1734	-23.7796	133B	133	1.3-1.5	1/03/2009	EB0903492		Stage 2	-	-	-	-	11.6	-	-	2330	-	-	273	-	-	1.5	-	0.44	-	-	-	-	<1	-	<10	<0.02	-	8.7	-	-	-	<0.02	-	-	3.73	-	<2	-	-
151.1734	-23.7796	133B	133	1.5-2	1/03/2009	ES0903029		Stage 2	-	-	-	-	-	-	-	-	-	-	-	-	-	-	-	-	-	-	-	-	-	-	-	-	-	-	-	-	-	-	-	-	-	-	-	-	-
151.1734	-23.7796	133B	133	1.8-2	1/03/2009	EB0903492		Stage 2	-	-	-	-	11.4	-	-	2280	-	-	388	-	-	1.5	-	0.62	-	-	-	-	<1	-	<10	<0.02	-	8.8	-	-	-	<0.02	-	-	3.65	-	<2	-	-
151.1734	-23.7796	133B	133	1-1.5	1/03/2009	ES0903029		Stage 2	-	-	-	-	-	-	-	-	-	-	-	-	-	-	-	-	-	-	-	-	-	-	-	-	-	-	-	-	-	-	-	-	-	-	-	-	-
151.1734	-23.7796	133B	133	2.3-2.5	1/03/2009	EB0903492		Stage 2	-	-	-	-	10.6	-	-	2120	-	-	143	-	-	1.5	-	0.23	-	-	-	-	<1	-	<10	<0.02	-	8.3	-	-	-	<0.02	-	-	3.41	-	<2	-	-
151.1734	-23.7796	133B	133	2-3	1/03/2009	ES0903029		Stage 2	-	-	-	-	-	-	-	-	-	-	-	-	-	-	-	-	-	-	-	-	-	-	-	-	-	-	-	-	-	-	-	-	-	-	-	-	-
151.1734	-23.7796	133B	133	3.3-3.5	1/03/2009	EB0903492		Stage 2	-	-	-	-	10.6	-	-	2130	-	-	325	-	-	1.5	-	0.52	-	-	-	-	<1	-	<10	<0.02	-	8.5	-	-	-	<0.02	-	-	3.41	-	<2	-	-
151.1734	-23.7796	133B	133	3-4	1/03/2009	ES0903029		Stage 2	-	-	-	-	-	-	-	-	-	-	-	-	-	-	-	-	-	-	-	-	-	-	-	-	-	-	-	-	-	-	-	-	-	-	-	-	-
151.1734	-23.7796	133B	133	4.3-4.5	1/03/2009	EB0903492		Stage 2	-	-	-	-	10.5	-	-	2100	-	-	347	-	-	1.5	-	0.56	-	-	-	-	<1	-	<10	<0.02	-	8.3	-	-	-	<0.02	-	-	3.36	-	<2	-	-
151.1734	-23.7796	133B	133	4-5.5	1/03/2009	ES0903029		Stage 2	-	-	-	-	-	-	-	-	-	-	-	-	-	-	-	-	-	-	-	-	-	-	-	-	-	-	-	-	-	-	-	-	-	-	-	-	-
151.1734	-23.7796	133B	133	5.3-5.5	1/03/2009	EB0903492		Stage 2	-	-	-	-	11	-	-	2200	-	-	305	-	-	1.5	-	0.49	-	-	-	-	<1	-	<10	<0.02	-	8.5	-	-	-	<0.02	-	-	3.52	-	<2	-	-
151.1734	-23.7796	133C	133	0 - 0.5	1/03/2009	ES0903029		Stage 2	-	-	-	-	-	-	-	-	-	-	-	-	-	-	-	-	-	-	-	-	-	-	-	-	-	-	-	-	-	-	-	-	-	-	-	-	-
151.1734	-23.7796	133C	133	0.5-1	1/03/2009	ES0903029		Stage 2	-	-	-	-	-	-	-	-	-	-	-	-	-	-	-	-	-	-	-	-	-	-	-	-	-	-	-	-	-	-	-	-	-	-	-	-	-
151.1734	-23.7796	133C	133	1.5-2	1/03/2009	ES0903029		Stage 2	-	-	-	-	-	-	-	-	-	-	-	-	-	-	-	-	-	-	-	-	-	-	-	-	-	-	-	-	-	-	-	-	-	-	-	-	-
151.1734	-23.7796	133C	133	1-1.5	1/03/2009	ES0903029		Stage 2	-	-	-	-	-	-	-	-	-	-	-	-	-	-	-	-	-	-	-	-	-	-	-	-	-	-	-	-	-	-	-	-	-	-	-	-	-
151.1734	-23.7796	133C	133	2-3	1/03/2009	ES0903029		Stage 2	-	-	-	-	-	-	-	-	-	-	-	-	-	-	-	-	-	-	-	-	-	-	-	-	-	-	-	-	-	-	-	-	-	-	-	-	-
151.1734	-23.7796	133C	133	3-4	1/03/2009	ES0903029		Stage 2	-	-	-	-	-	-	-	-	-	-	-	-	-	-	-	-	-	-	-	-	-	-	-	-	-	-	-	-	-	-	-	-	-	-	-	-	-
151.1734	-23.7796	133C	133	4-5.5	1/03/2009	ES0903029		Stage 2	-	-	-	-	-	-	-	-	-	-	-	-	-	-	-	-	-	-	-	-	-	-	-	-	-	-	-	-	-	-	-	-	-	-	-	-	-
151.1737	-23.7745	094	94	0 - 0.1	12/03/2009	EB0904394		Stage 2	-	-	-	-	18.1	-	-	3610	-	-	77	-	-	1.5	-	0.12	-	-	-	-	<1	-	<10	<0.02	-	9	-	-	-	<0.02	-	-	5.79	-	<2	-	-
151.1737	-23.7745	094	94	0 - 0.5	12/03/2009	ES0903756		Stage 2	-	-	-	-	-	-	-	-	-	-	-	-	-	-	-	-	-	-	-	-	-	-	-	-	-	-	-	-	-	-	-	-	-	-	-	-	-
151.1737	-23.7745	094	94	0.3-0.5	12/03/2009	EB0904394		Stage 2	-	-	-	-	1.84	-	-	368	-	-	644	-	-	1.5	-	1.03	-	-	-	-	30	-	398	0.64	-	8.6	-	-	-	<0.02	-	-	0.59	-	<2	-	-
151.1737	-23.7745	094	94	0.5-1	12/03/2009	ES0903756		Stage 2	-	-	-	-	-	-	-	-	-	-	-	-	-	-	-	-	-	-	-	-	-	-	-	-	-	-	-	-	-	-	-	-	-	-	-	-	-
151.1737	-23.7745	094	94	0.8-1	12/03/2009	EB0904394		Stage 2	-	-	-	-	2.15	-	-	429	-	-	1000	-	-	1.5	-	1.61	-	-	-	-	54	-	715	1.15	-	8.6	-	-	-	<0.02	-	-	0.69	-	<2	-	-
151.1737	-23.7745	094	94	1.3-1.5	12/03/2009	EB0904394		Stage 2	-	-	-	-	1.64	-	-	328	-	-	256	-	-	1.5	-	0.41	-	-	-	-	3	-	38	0.06	-	8.5	-	-	-	<0.02	-	-	0.52	-	<2	-	-
151.1737	-23.7745	094	94	1.5-2	12/03/2009	ES0903756		Stage 2	-	-	-	-	-	-	-	-	-	-	-	-	-	-	-	-	-	-	-	-	-	-	-	-	-	-	-	-	-	-	-	-	-	-	-	-	-
151.1737	-23.7745	094	94	1.8-2	12/03/2009	EB0904394		Stage 2	-	-	-	-	1.69	-	-	338	-	-	237	-	-	1.5	-	0.38	-	-	-	-	<1	-	12	<0.02	-	8.4	-	-	-	<0.02	-	-	0.54	-	<2	-	-
151.1737	-23.7745	094	94	1-1.5	12/03/2009	ES0903756		Stage 2	-	-	-	-	-	-	-	-	-	-	-	-	-	-	-	-	-	-	-	-	-	-	-	-	-	-	-	-	-	-	-	-	-	-	-	-	-
151.1737	-23.7745	094	94	2.3-2.5	12/03/2009	EB0904394		Stage 2	-	-	-	-	2.15	-	-	429	-	-	271	-	-	1.5	-	0.43	-	-	-	-	<1	-	<10	<0.02	-	8.5	-	-	-	<0.02	-	-	0.69	-	<2	-	-
151.1737	-23.7745	094	94	2-3	12/03/2009	ES0903756		Stage 2	-	-	-	-	-	-	-	-	-	-	-	-	-	-	-	-	-	-	-	-	-	-	-	-	-	-	-	-	-	-	-	-	-	-	-	-	-
151.1737	-23.7745	094	94	3.3-3.5	12/03/2009	EB0904394		Stage 2	-	-	-	-	0.73	-	-	146	-	-	438	-	-	1.5	-	0.7	-	-	-	-	26	-	341	0.55	-	8.5	-	-	-	<0.02	-	-	0.23	-	<2	-	-
151.1737	-23.7745	094	94	3-4	12/03/2009	ES0903756		Stage 2	-	-	-	-	-	-	-	-	-	-	-	-	-	-	-	-	-	-	-	-	-	-	-	-	-	-	-	-	-	-	-	-	-	-	-	-	-
151.1737	-23.7745	094	94	4.3-4.5	12/03/2009	EB0904394		Stage 2	-	-	-	-	1.44	-	-	288	-	-	196	-	-	1.5	-	0.31	-	-	-	-	<1	-	<10	<0.02	-	8.3	-	-	-	<0.02	-	-	0.46	-	<2	-	-
151.1737	-23.7745	094	94	4-5.5	12/03/2009	ES0903756		Stage 2	-	-	-	-	-	-	-	-	-	-	-	-	-	-	-	-	-	-	-	-	-	-	-	-	-	-	-	-	-	-	-	-	-	-	-	-	-
151.1737	-23.7745	094	94	5.3-5.5	12/03/2009	EB0904394		Stage 2	-	-	-	-	1.59	-	-	318	-	-	261	-	-	1.5	-	0.42	-	-	-	-	4	-	49	0.08	-	8.5	-	-	-	<0.02	-	-	0.51	-	<2	-	-
151.1737	-23.7745	94	94	0 - 0.5	12/03/2009	ES0904163		Stage 2	-	-	-	-	-	-	-	-	-	-	-	-	-	-	-	-	-	-	-	-	-	-	-	-	-	-	-	-	-	-	-	-	-	-	-	-	-
151.1737	-23.7745	94	94	0 - 0.5	12/03/2009	ES0904190		Stage 2	-	-	-	-	-	-	-	-	-	-	-	-	-	-	-	-	-	-	-	-	-	-	-	-	-	-	-	-	-	-	-	-	-	-	-	-	-
151.1737	-23.7745	94_0.1	94	0.1	12/03/2009	Field Test		Stage 2	9.04	3.12	5.92	-	-	-	-	-	-	-	-	-	-	-	-	-	-	-	-	-	-	-	-	-	-	-	-	-	-	-	-	-	-	-	-	-	-
151.1737	-23.7745	94_0.25	94	0.25	12/03/2009	Field Test		Stage 2	8.86	2.73	6.13	-	-	-	-	-	-	-	-	-	-	-	-	-	-	-	-	-	-	-	-	-	-	-	-	-	-	-	-	-	-	-	-	-	-
151.1737	-23.7745	94_0.5	94	0.5	12/03/2009	Field Test		Stage 2	8.89	3.07	5.82	-	-	-	-	-	-	-	-	-	-	-	-	-	-	-	-	-	-	-	-	-	-	-	-	-	-	-	-	-	-	-	-	-	-
151.1737	-23.7745	94_0.75	94	0.75	12/03/2009	Field Test		Stage 2	8.74	3.81	4.93	-	-	-	-	-	-	-	-	-	-	-	-	-	-	-	-	-	-	-	-	-	-	-	-	-	-	-	-	-	-	-	-	-	-
151.1737	-23.7745	94_1	94	1	12/03/2009	Field Test		Stage 2	8.62	2.82	5.8	-	-	-	-	-	-	-	-	-	-	-	-	-	-	-	-	-	-	-	-	-	-	-	-	-	-	-	-	-	-	-	-	-	-
151.1737	-23.7745	94_1.25	94	1.25	12/03/2009	Field Test		Stage 2	8.61	5.56	3.05	1	-	-	-	-	-	-	-	-	-	-	-	-	-	-	-	-	-	-	-	-	-	-	-	-	-	-	-	-	-	-	-	-	-
151.1737	-23.7745	94_1.5	94	1.5	12/03/2009	Field Test		Stage 2	8.66	2.89	5.77	1	-	-	-	-	-	-	-	-	-	-	-	-	-	-	-	-	-	-	-	-	-	-	-	-	-	-	-	-	-	-	-	-	-
151.1737	-23.7745	94_1.75	94	1.75	12/03/2009	Field Test		Stage 2	8.63	3.34	5.29	1	-	-	-	-	-	-	-	-	-	-	-	-	-	-	-	-	-	-	-	-	-	-	-	-	-	-	-	-	-	-	-	-	-
151.1737	-23.7745	94_2	94	2	12/03/2009	Field Test		Stage 2	8.67	2.86	5.81	1	-	-	-	-	-	-	-	-	-	-	-	-	-	-	-	-	-	-	-	-	-	-	-	-	-	-	-	-	-	-	-	-	-
151.1737	-23.7745	94_2.25	94	2.25	12/03/2009	Field Test		Stage 2	8.59	1.21	7.38	3	-	-	-	-	-	-	-	-	-	-	-	-	-	-	-	-	-	-	-	-	-	-	-	-	-	-	-	-	-	-	-	-	-
151.1737	-23.7745	94_2.5	94	2.5	12/03/2009	Field Test		Stage 2	8.47	2.71	5.76	1	-	-	-	-	-	-	-	-	-	-	-	-	-	-	-	-	-	-	-	-	-	-	-	-	-	-	-	-	-	-	-	-	-
151.1737	-23.7745	94_2.75	94	2.75	12/03/2009	Field Test		Stage 2	8.71	3.26	5.45	1	-	-	-	-	-	-	-	-	-	-	-	-	-	-	-	-	-	-	-	-	-	-	-	-	-	-	-	-	-	-	-	-	-
151.1737	-23.7745	94_3	94	3	12/03/2009	Field Test		Stage 2	8.53	2.76	5.77	1	-	-	-	-	-	-	-	-	-	-	-	-	-	-	-	-	-	-	-	-	-	-	-	-	-	-	-	-	-	-	-	-	-
151.1737	-23.7745	94_3.25	94	3.25	12/03/2009	Field Test		Stage 2	8.64	5.95	2.69	1	-	-	-	-	-	-	-	-	-	-	-	-	-	-	-	-	-	-	-	-	-	-	-	-	-	-	-	-	-	-	-	-	-
151.1737	-23.7745	94_3.5	94	3.5	12/03/2009	Field Test		Stage 2	8.69	6.91	1.78	1	-	-	-	-	-	-	-	-	-	-	-	-	-	-	-	-	-	-	-	-	-	-	-	-	-	-	-	-	-	-	-	-	-
151.1737	-23.7745	94_3.75	94	3.75	12/03/2009	Field Test		Stage 2	7.35	2.8	4.55	1	-	-	-	-	-	-	-	-	-	-	-	-	-	-	-	-	-	-	-	-	-	-	-	-	-	-	-	-	-	-	-	-	-
151.1737	-23.7745	94_4	94	4	12/03/2009	Field Test		Stage 2	8.5	0.9	7.6	4	-	-	-	-	-	-	-	-	-	-	-	-	-	-	-	-	-	-	-	-	-	-	-	-	-	-	-	-	-	-	-	-	-
151.1737	-23.7745	94_4.25	94	4.25	12/03/2009	Field Test		Stage 2	8.62	2.27	6.35	2	-	-	-	-	-	-	-	-	-	-	-	-	-	-	-	-	-	-	-	-	-	-	-	-	-	-	-	-	-	-	-	-	-
151.1737	-23.7745	94_4.5	94	4.5	12/03/2009	Field Test		Stage 2	8.33	1.05	7.28	3	-	-	-	-	-	-	-	-	-	-	-	-	-	-	-	-	-	-	-	-	-	-	-	-	-	-	-	-	-	-	-	-	-
151.1737	-23.7745	94_4.75	94	4.75	12/03/2009	Field Test		Stage 2	8.75	6.42	2.33	1	-	-	-	-	-	-	-	-	-	-	-	-	-	-	-	-	-	-	-	-	-	-	-	-	-	-	-	-	-	-	-	-	-
151.1737	-23.7745	94_5	94	5	12/03/2009	Field Test		Stage 2	8.3	6.3	2	-	-	-	-	-	-	-	-	-	-	-	-	-	-	-	-	-	-	-	-	-	-	-	-	-	-	-	-	-	-	-	-	-	-
151.1737	-23.7745	94_5.25	94	5.25	12/03/2009	Field Test		Stage 2	8.31	5.22	3.09	1	-	-	-	-	-	-	-	-	-	-	-	-	-	-	-	-	-	-	-	-	-	-	-	-	-	-	-	-	-	-	-	-	-
151.1737	-23.7745	94_5.5	94	5.5	12/03/2009	Field Test		Stage 2	8.61	6.94	1.67	1	-	-	-	-	-	-	-	-	-	-	-	-	-	-	-	-	-	-	-	-	-	-	-	-	-	-	-	-	-	-	-	-	-
151.1737	-23.7745	D01_1203	94	0 - 0.5	12/03/2009	ES0903756		Stage 2	-	-	-	-	-	-	-	-	-	-	-	-	-	-	-	-	-	-	-	-	-	-	-	-	-	-	-	-	-	-	-	-	-	-	-	-	-
151.1737	-23.7745	D02_1203	94	1-1.5	12/03/2009	ES0903756		Stage 2	-	-	-	-	-	-	-	-	-	-	-	-	-	-	-	-	-	-	-	-	-	-	-	-	-	-	-	-	-	-	-	-	-	-	-	-	-
151.1737	-23.7745	D03_1203	94	0.3-0.5	12/03/2009	EB0904394		Stage 2	-	-	-	-	1.64	-	-	328	-	-	721	-	-	1.5	-	1.16	-	-	-	-	38	-	502	0.8	-	8.7	-	-	-	<0.02	-	-	0.52	-	<2	-	-
151.1742	-23.7763	098	98	0 - 0.1	28/02/2009	EB0903447		Stage 2	-	-	-	-	23.3	-	-	4660	-	-	39	-	-	1.5	-	0.06	-	-	-	-	<1	-	<10	<0.02	-	9.4	7.46	-	-	<0.02	-	-	-	-	<2	-	-
151.1742	-23.7763	098	98	0 - 0.5	28/02/2009	ES0902972		Stage 2	-	-	-	-	-	-	-	-	-	-	-	-	-	-	-	-	-	-	-	-	-	-	-	-	-	-	-	-	-	-	-	-	-	-	-	-	-
151.1742	-23.7763	098	98	0 - 0.5	28/02/2009	ES0903492		Stage 2	-	-	-	-	-	-	-	-	-	-	-	-	-	-	-	-	-	-	-	-	-	-	-	-	-	-	-	-	-	-	-	-	-	-	-	-	-
151.1742	-23.7763	098	98	0.3-0.5	28/02/2009	EB0903447		Stage 2	-	-	-	-	2.69	-	-	538	-	-	507	-	-	1.5	-	0.81	-	-	-	-	11	-	148	0.24	-	8.8	0.86	-	-	<0.02	-	-	-	-	<2	-	-
151.1742	-23.7763	098	98	0.5-1	28/02/2009	ES0902972		Stage 2	-	-	-	-	-	-	-	-	-	-	-	-	-	-	-	-	-	-	-	-	-	-	-	-	-	-	-	-	-	-	-	-	-	-	-	-	-
151.1742	-23.7763	098	98	0.8-1	28/02/2009	EB0903447		Stage 2	-	-	-	-	2.99	-	-	598	-	-	605	-	-	1.5	-	0.97	-	-	-	-	16	-	207	0.33	-	8.8	0.96	-	-	<0.02	-	-	-	-	<2	-	-
151.1742	-23.7763	098	98	1.3-1.5	28/02/2009	EB0903447		Stage 2	-	-	-	-	2.45	-	-	489	-	-	300	-	-	1.5	-	0.48	-	-	-	-	<1	-	<10	<0.02	-	8.6	0.78	-	-	<0.02	-	-	-	-	<2	-	-
151.1742	-23.7763	098	98	1.5-2	28/02/2009	ES0902972		Stage 2	-	-	-	-	-	-	-	-	-	-	-	-	-	-	-	-	-	-	-	-	-	-	-	-	-	-	-	-	-	-	-	-	-	-	-	-	-
151.1742	-23.7763	098	98	1.8-2	28/02/2009	EB0903447		Stage 2	-	-	-	-	2.2	-	-	440	-	-	349	-	-	1.5	-	0.56	-	-	-	-	4	-	56	0.09	-	8.6	0.7	-	-	<0.02	-	-	-	-	<2	-	-
151.1742	-23.7763	098	98	1-1.5	28/02/2009	ES0902972		Stage 2	-	-	-	-	-	-	-	-	-	-	-	-	-	-	-	-	-	-	-	-	-	-	-	-	-	-	-	-	-	-	-	-	-	-	-	-	-
151.1742	-23.7763	098	98	2.3-2.5	28/02/2009	EB0903447		Stage 2	-	-	-	-	2.2	-	-	440	-	-	379	-	-	1.5	-	0.61	-	-	-	-	6	-	86	0.14	-	8.6	0.7	-	-	<0.02	-	-	-	-	<2	-	-
151.1742	-23.7763	098	98	2-3	28/02/2009	ES0902972		Stage 2	-	-	-	-	-	-	-	-	-	-	-	-	-	-	-	-	-	-	-	-	-	-	-	-	-	-	-	-	-	-	-	-	-	-	-	-	-
151.1742	-23.7763	098	98	3.3-3.5	28/02/2009	EB0903447		Stage 2	-	-	-	-	2.1	-	-	420	-	-	349	-	-	1.5	-	0.56	-	-	-	-	5	-	69	0.11	-	8.5	0.67	-	-	<0.02	-	-	-	-	<2	-	-
151.1742	-23.7763	098	98	3-4	28/02/2009	ES0902972		Stage 2	-	-	-	-	-	-	-	-	-	-	-	-	-	-	-	-	-	-	-	-	-	-	-	-	-	-	-	-	-	-	-	-	-	-	-	-	-
151.1742	-23.7763	098	98	4.3-4.5	28/02/2009	EB0903447		Stage 2	-	-	-	-	2.3	-	-	459	-	-	305	-	-	1.5	-	0.49	-	-	-	-	<1	-	<10	<0.02	-	8.4	0.74	-	-	<0.02	-	-	-	-	<2	-	-
151.1742	-23.7763	098	98	4-4.5	28/02/2009	ES0903492		Stage 2	-	-	-	-	-	-	-	-	-	-	-	-	-	-	-	-	-	-	-	-	-	-	-	-	-	-	-	-	-	-	-	-	-	-	-	-	-
151.1742	-23.7763	098	98	4-5.5	28/02/2009	ES0902972		Stage 2	-	-	-	-	-	-	-	-	-	-	-	-	-	-	-	-	-	-	-	-	-	-	-	-	-	-	-	-	-	-	-	-	-	-	-	-	-
151.1742	-23.7763	098	98	5.3-5.5	28/02/2009	EB0903447		Stage 2	-	-	-	-	2	-	-	400	-	-	349	-	-	1.5	-	0.56	-	-	-	-	6	-	82	0.13	-	8.5	0.64	-	-	<0.02	-	-	-	-	<2	-	-
151.1742	-23.7763	98_0.1	98	0.1	28/02/2009	Field Test		Stage 2	8.61	1.48	7.13	4	-	-	-	-	-	-	-	-	-	-	-	-	-	-	-	-	-	-	-	-	-	-	-	-	-	-	-	-	-	-	-	-	-
151.1742	-23.7763	98_0.25	98	0.25	28/02/2009	Field Test		Stage 2	8.76	4.74	4.02	1	-	-	-	-	-	-	-	-	-	-	-	-	-	-	-	-	-	-	-	-	-	-	-	-	-	-	-	-	-	-	-	-	-
151.1742	-23.7763	98_0.5	98	0.5	28/02/2009	Field Test		Stage 2	8.88	3.46	5.42	1	-	-	-	-	-	-	-	-	-	-	-	-	-	-	-	-	-	-	-	-	-	-	-	-	-	-	-	-	-	-	-	-	-
151.1742	-23.7763	98_0.75	98	0.75	28/02/2009	Field Test		Stage 2	8.81	6.7	2.11	4	-	-	-	-	-	-	-	-	-	-	-	-	-	-	-	-	-	-	-	-	-	-	-	-	-	-	-	-	-	-	-	-	-
151.1742	-23.7763	98_1	98	1	28/02/2009	Field Test		Stage 2	8.9	6.91	1.99	4	-	-	-	-	-	-	-	-	-	-	-	-	-	-	-	-	-	-	-	-	-	-	-	-	-	-	-	-	-	-	-	-	-
151.1742	-23.7763	98_1.25	98	1.25	28/02/2009	Field Test		Stage 2	8.38	1.06	7.32	4	-	-	-	-	-	-	-	-	-	-	-	-	-	-	-	-	-	-	-	-	-	-	-	-	-	-	-	-	-	-	-	-	-
151.1742	-23.7763	98_1.5	98	1.5	28/02/2009	Field Test		Stage 2	8.66	2.49	6.17	4	-	-	-	-	-	-	-	-	-	-	-	-	-	-	-	-	-	-	-	-	-	-	-	-	-	-	-	-	-	-	-	-	-
151.1742	-23.7763	98_1.75	98	1.75	28/02/2009	Field Test		Stage 2	8.73	2.93	5.8	4	-	-	-	-	-	-	-	-	-	-	-	-	-	-	-	-	-	-	-	-	-	-	-	-	-	-	-	-	-	-	-	-	-
151.1742	-23.7763	98_2	98	2	28/02/2009	Field Test		Stage 2	8.71	6.1	2.61	4	-	-	-	-	-	-	-	-	-	-	-	-	-	-	-	-	-	-	-	-	-	-	-	-	-	-	-	-	-	-	-	-	-
151.1742	-23.7763	98_2.25	98	2.25	28/02/2009	Field Test		Stage 2	8.58	7.25	1.33	3	-	-	-	-	-	-	-	-	-	-	-	-	-	-	-	-	-	-	-	-	-	-	-	-	-	-	-	-	-	-	-	-	-
151.1742	-23.7763	98_2.5	98	2.5	28/02/2009	Field Test		Stage 2	8.63	6.38	2.25	3	-	-	-	-	-	-	-	-	-	-	-	-	-	-	-	-	-	-	-	-	-	-	-	-	-	-	-	-	-	-	-	-	-

									ASS Field Test				ASS																														
									pH (F)	pH Change	pH OX	Reaction Rate	Acid Neutralising Capacity	Acid Reacted Calcium	Acid Reacted Magnesium	acidity - Acid Neutralising Capacity (19A2)	acidity - Acid Reacted Calcium	acidity - Acid Reacted Magnesium	acidity - Chromium Reducible Sulfur (a-22B)	acidity - Excess Acid Neutralising Capacity	acidity - Peroxide Oxidisable Sulfur	ANC Fineness Factor	Calcium in Peroxide	Chromium Reducible Sulfur	Excess Acid Neutralising Capacity	KCl Extractable Calcium	KCl Extractable Magnesium	KCl Extractable Sulfur	Liming Rate	Magnesium in Peroxide	Net Acidity (acidity units)	Net Acidity (sulfur units)	Peroxide Oxidisable Sulfur	pH KCl	sulfidic - Acid Reacted Calcium	sulfidic - Acid Reacted Magnesium	sulfidic - Excess Acid Neutralising Capacity	sulfidic - Titratable Actual Acidity	sulfidic - Titratable Peroxide Acidity	sulfidic - Titratable Sulfidic Acidity	sulfidic-Acid Neutral	Sulfur in Peroxide	Titratable Actual Acidity	Titratable Peroxide Acidity	Titratable Sulfidic Acidity
									pH Unit	pH Units	pH Unit	Units	m H+/t	%	%	mol h+/t	mole H+/t	mole H+/t	m H+/t	mole H+/t	mole H+/t	-	%	% S	%	%	%	%	kg CaCO3/t	%	mole H+/t	%S	%	pH Unit	% S	%S	%S	%S	%S	%S	%	mole H+/t	mole H+/t	mole H+/t
EQL									0.1		0.1	1	0.01	0.02	0.02	10	10	10	10	10	10	0.5	0.02	0.02	0.02	0.02	0.02	0.02	1	0.02	10	0.02	0.02	0.1	0.01	0.02	0.02	0.02	0.02	0.02	0.01	0.02	2	2	2
National Assessment Guidelines for Dredging- Maximum																																											
National Assessment Guidelines for Dredging- Screening																																											
QASSIT 1998 (Field Screen)									5-14	1	5-14	2																															
QASSIT 1998 (Minimum)																															18	0.03											
x coord	y coord	Field ID	Core #	Depth (m)	Date Sample	SDG	GC Borelog Approved	Purpose																																			
151.1742	-23.7763	98_2.75	98	2.75	28/02/2009	Field Test		Stage 2	8.57	6.22	2.35	4	-	-	-	-	-	-	-	-	-	-	-	-	-	-	-	-	-	-	-	-	-	-	-	-	-	-	-	-	-	-	-
151.1742	-23.7763	98_3	98	3	28/02/2009	Field Test		Stage 2	8.65	1.25	7.4	4	-	-	-	-	-	-	-	-	-	-	-	-	-	-	-	-	-	-	-	-	-	-	-	-	-	-	-	-	-	-	-
151.1742	-23.7763	98_3.25	98	3.25	28/02/2009	Field Test		Stage 2	8.47	5.82	2.65	2	-	-	-	-	-	-	-	-	-	-	-	-	-	-	-	-	-	-	-	-	-	-	-	-	-	-	-	-	-	-	-
151.1742	-23.7763	98_3.5	98	3.5	28/02/2009	Field Test		Stage 2	8.47	5.84	2.63	2	-	-	-	-	-	-	-	-	-	-	-	-	-	-	-	-	-	-	-	-	-	-	-	-	-	-	-	-	-	-	-
151.1742	-23.7763	98_3.75	98	3.75	28/02/2009	Field Test		Stage 2	8.64	6.77	1.87	4	-	-	-	-	-	-	-	-	-	-	-	-	-	-	-	-	-	-	-	-	-	-	-	-	-	-	-	-	-	-	-
151.1742	-23.7763	98_4	98	4	28/02/2009	Field Test		Stage 2	8.5	1.5	7	4	-	-	-	-	-	-	-	-	-	-	-	-	-	-	-	-	-	-	-	-	-	-	-	-	-	-	-	-	-	-	-
151.1742	-23.7763	98_4.25	98	4.25	28/02/2009	Field Test		Stage 2	8.3	2.5	5.8	4	-	-	-	-	-	-	-	-	-	-	-	-	-	-	-	-	-	-	-	-	-	-	-	-	-	-	-	-	-	-	-
151.1742	-23.7763	98_4.5	98	4.5	28/02/2009	Field Test		Stage 2	8.41	5.49	2.92	2	-	-	-	-	-	-	-	-	-	-	-	-	-	-	-	-	-	-	-	-	-	-	-	-	-	-	-	-	-	-	-
151.1742	-23.7763	98_4.75	98	4.75	28/02/2009	Field Test		Stage 2	8.3	1.11	7.19	4	-	-	-	-	-	-	-	-	-	-	-	-	-	-	-	-	-	-	-	-	-	-	-	-	-	-	-	-	-	-	-
151.1742	-23.7763	98_5	98	5	28/02/2009	Field Test		Stage 2	8.47	1.33	7.14	4	-	-	-	-	-	-	-	-	-	-	-	-	-	-	-	-	-	-	-	-	-	-	-	-	-	-	-	-	-	-	-
151.1742	-23.7763	98_5.25	98	5.25	28/02/2009	Field Test		Stage 2	8.31	1.37	6.94	4	-	-	-	-	-	-	-	-	-	-	-	-	-	-	-	-	-	-	-	-	-	-	-	-	-	-	-	-	-	-	-
151.1742	-23.7763	98_5.5	98	5.5	28/02/2009	Field Test		Stage 2	8.44	6.48	1.96	4	-	-	-	-	-	-	-	-	-	-	-	-	-	-	-	-	-	-	-	-	-	-	-	-	-	-	-	-	-	-	-
151.1742	-23.7763	D04_2802(	98	1.3-1.5	28/02/2009	EB0903447		Stage 2	-	-	-	-	2.1	-	-	420	-	-	157	-	-	1.5	-	0.25	-	-	-	-	<1	-	<10	<0.02	-	8.6	0.67	-	-	<0.02	-	-	-	-	<2	-	-
151.1742	-23.7763	D05_2802(	98	2.3-2.5	28/02/2009	EB0903447		Stage 2	-	-	-	-	2.2	-	-	440	-	-	251	-	-	1.5	-	0.4	-	-	-	-	<1	-	<10	<0.02	-	8.6	0.7	-	-	<0.02	-	-	-	-	<2	-	-
151.1749	-23.7782	60	60	0 - 0.1	22/03/2009	EB0904884		Stage 2	-	-	-	-	20.4	-	-	4070	-	-	41	-	-	1.5	-	0.06	-	-	-	-	<1	-	<10	<0.02	-	9.2	-	-	-	<0.02	-	-	6.52	-	<2	-	-
151.1749	-23.7782	60	60	0 - 0.5	22/03/2009	ES0904186		Stage 2	-	-	-	-	-	-	-	-	-	-	-	-	-	-	-	-	-	-	-	-	-	-	-	-	-	-	-	-	-	-	-	-	-	-	-
151.1749	-23.7782	60	60	0 - 0.5	22/03/2009	ES0904973		Stage 2	-	-	-	-	-	-	-	-	-	-	-	-	-	-	-	-	-	-	-	-	-	-	-	-	-	-	-	-	-	-	-	-	-	-	-
151.1749	-23.7782	60	60	0.3-0.5	22/03/2009	EB0904884		Stage 2	-	-	-	-	2.11	-	-	421	-	-	590	-	-	1.5	-	0.95	-	-	-	-	23	-	309	0.5	-	8.8	-	-	-	<0.02	-	-	0.68	-	<2	-	-
151.1749	-23.7782	60	60	0.5-1	22/03/2009	ES0904186		Stage 2	-	-	-	-	-	-	-	-	-	-	-	-	-	-	-	-	-	-	-	-	-	-	-	-	-	-	-	-	-	-	-	-	-	-	-
151.1749	-23.7782	60	60	0.8-1	22/03/2009	EB0904884		Stage 2	-	-	-	-	1.81	-	-	362	-	-	518	-	-	1.5	-	0.83	-	-	-	-	21	-	277	0.44	-	8.8	-	-	-	<0.02	-	-	0.58	-	<2	-	-
151.1749	-23.7782	60	60	1.3-1.5	22/03/2009	EB0904884		Stage 2	-	-	-	-	1.52	-	-	304	-	-	307	-	-	1.5	-	0.49	-	-	-	-	8	-	105	0.17	-	8.5	-	-	-	<0.02	-	-	0.49	-	<2	-	-
151.1749	-23.7782	60	60	1.5-2	22/03/2009	ES0904186		Stage 2	-	-	-	-	-	-	-	-	-	-	-	-	-	-	-	-	-	-	-	-	-	-	-	-	-	-	-	-	-	-	-	-	-	-	-
151.1749	-23.7782	60	60	1.8-2	22/03/2009	EB0904884		Stage 2	-	-	-	-	1.72	-	-	343	-	-	298	-	-	1.5	-	0.48	-	-	-	-	5	-	69	0.11	-	8.5	-	-	-	<0.02	-	-	0.55	-	<2	-	-
151.1749	-23.7782	60	60	1-1.5	22/03/2009	ES0904186		Stage 2	-	-	-	-	-	-	-	-	-	-	-	-	-	-	-	-	-	-	-	-	-	-	-	-	-	-	-	-	-	-	-	-	-	-	-
151.1749	-23.7782	60	60	2.3-2.5	22/03/2009	EB0904884		Stage 2	-	-	-	-	1.62	-	-	323	-	-	288	-	-	1.5	-	0.46	-	-	-	-	5	-	72	0.12	-	8.6	-	-	-	<0.02	-	-	0.52	-	<2	-	-
151.1749	-23.7782	60	60	2-3	22/03/2009	ES0904186		Stage 2	-	-	-	-	-	-	-	-	-	-	-	-	-	-	-	-	-	-	-	-	-	-	-	-	-	-	-	-	-	-	-	-	-	-	-
151.1749	-23.7782	60	60	3.3-3.5	22/03/2009	EB0904884		Stage 2	-	-	-	-	1.27	-	-	255	-	-	312	-	-	1.5	-	0.5	-	-	-	-	11	-	142	0.23	-	8.5	-	-	-	<0.02	-	-	0.41	-	<2	-	-
151.1749	-23.7782	60	60	3-4	22/03/2009	ES0904186		Stage 2	-	-	-	-	-	-	-	-	-	-	-	-	-	-	-	-	-	-	-	-	-	-	-	-	-	-	-	-	-	-	-	-	-	-	-
151.1749	-23.7782	60	60	4.3-4.5	22/03/2009	EB0904884		Stage 2	-	-	-	-	3.33	-	-	666	-	-	204	-	-	1.5	-	0.33	-	-	-	-	<1	-	<10	<0.02	-	8.7	-	-	-	<0.02	-	-	1.07	-	<2	-	-
151.1749	-23.7782	60	60	4-5.3	22/03/2009	ES0904186		Stage 2	-	-	-	-	-	-	-	-	-	-	-	-	-	-	-	-	-	-	-	-	-	-	-	-	-	-	-	-	-	-	-	-	-	-	-
151.1749	-23.7782	60	60	5.1-5.3	22/03/2009	EB0904884		Stage 2	-	-	-	-	2.06	-	-	411	-	-	312	-	-	1.5	-	0.5	-	-	-	-	3	-	38	0.06	-	8.7	-	-	-	<0.02	-	-	0.66	-	<2	-	-
151.1749	-23.7782	60_0.1	60	0.1	22/03/2009	Field Test		Stage 2	8.43	2.23	6.2	3	-	-	-	-	-	-	-	-	-	-	-	-	-	-	-	-	-	-	-	-	-	-	-	-	-	-	-	-	-	-	-
151.1749	-23.7782	60_0.25	60	0.25	22/03/2009	Field Test		Stage 2	9.02	3.3	5.72	3	-	-	-	-	-	-	-	-	-	-	-	-	-	-	-	-	-	-	-	-	-	-	-	-	-	-	-	-	-	-	-
151.1749	-23.7782	60_0.5	60	0.5	22/03/2009	Field Test		Stage 2	9.03	6.97	2.06	4	-	-	-	-	-	-	-	-	-	-	-	-	-	-	-	-	-	-	-	-	-	-	-	-	-	-	-	-	-	-	-
151.1749	-23.7782	60_0.75	60	0.75	22/03/2009	Field Test		Stage 2	8.76	2.63	6.13	1	-	-	-	-	-	-	-	-	-	-	-	-	-	-	-	-	-	-	-	-	-	-	-	-	-	-	-	-	-	-	-
151.1749	-23.7782	60_1	60	1	22/03/2009	Field Test		Stage 2	9.03	7.02	2.01	4	-	-	-	-	-	-	-	-	-	-	-	-	-	-	-	-	-	-	-	-	-	-	-	-	-	-	-	-	-	-	-
151.1749	-23.7782	60_1.25	60	1.25	22/03/2009	Field Test		Stage 2	8.58	2.9	5.68	3	-	-	-	-	-	-	-	-	-	-	-	-	-	-	-	-	-	-	-	-	-	-	-	-	-	-	-	-	-	-	-
151.1749	-23.7782	60_1.5	60	1.5	22/03/2009	Field Test		Stage 2	8.59	3.42	5.17	2	-	-	-	-	-	-	-	-	-	-	-	-	-	-	-	-	-	-	-	-	-	-	-	-	-	-	-	-	-	-	-
151.1749	-23.7782	60_1.75	60	1.75	22/03/2009	Field Test		Stage 2	8.57	5.28	3.29	3	-	-	-	-	-	-	-	-	-	-	-	-	-	-	-	-	-	-	-	-	-	-	-	-	-	-	-	-	-	-	-
151.1749	-23.7782	60_2	60	2	22/03/2009	Field Test		Stage 2	8.45	2.89	5.56	4	-	-	-	-	-	-	-	-	-	-	-	-	-	-	-	-	-	-	-	-	-	-	-	-	-	-	-	-	-	-	-
151.1749	-23.7782	60_2.25	60	2.25	22/03/2009	Field Test		Stage 2	8.67	4.55	4.12	4	-	-	-	-	-	-	-	-	-	-	-	-	-	-	-	-	-	-	-	-	-	-	-	-	-	-	-	-	-	-	-
151.1749	-23.7782	60_2.5	60	2.5	22/03/2009	Field Test		Stage 2	8.51	3.91	4.6	4	-	-	-	-	-	-	-	-	-	-	-	-	-	-	-	-	-	-	-	-	-	-	-	-	-	-	-	-	-	-	-
151.1749	-23.7782	60_2.75	60	2.75	22/03/2009	Field Test		Stage 2	8.64	6.2	2.44	4	-	-	-	-	-	-	-	-	-	-	-	-	-	-	-	-	-	-	-	-	-	-	-	-	-	-	-	-	-	-	-
151.1749	-23.7782	60_3	60	3	22/03/2009	Field Test		Stage 2	8.43	6.38	2.05	4	-	-	-	-	-	-	-	-	-	-	-	-	-	-	-	-	-	-	-	-	-	-	-	-	-	-	-	-	-	-	-
151.1749	-23.7782	60_3.25	60	3.25	22/03/2009	Field Test		Stage 2	8.63	7.12	1.51	4	-	-	-	-	-	-	-	-	-	-	-	-	-	-	-	-	-	-	-	-	-	-	-	-	-	-	-	-	-	-	-
151.1749	-23.7782	60_3.5	60	3.5	22/03/2009	Field Test		Stage 2	8.66	3.5	5.16	4	-	-	-	-	-	-	-	-	-	-	-	-	-	-	-	-	-	-	-	-	-	-	-	-	-	-	-	-	-	-	-
151.1749	-23.7782	60_3.75	60	3.75	22/03/2009	Field Test		Stage 2	8.54	1.94	6.6	4	-	-	-	-	-	-	-	-	-	-	-	-	-	-	-	-	-	-	-	-	-	-	-	-	-	-	-	-	-	-	-
151.1749	-23.7782	60_4	60	4	22/03/2009	Field Test		Stage 2	8.36	6.3	2.06	4	-	-	-	-	-	-	-	-	-	-	-	-	-	-	-	-	-	-	-	-	-	-	-	-	-	-	-	-	-	-	-
151.1749	-23.7782	60_4.25	60	4.25	22/03/2009	Field Test		Stage 2	8.35	1.87	6.48	4	-	-	-	-	-	-	-	-	-	-	-	-	-	-	-	-	-	-	-	-	-	-	-	-	-	-	-	-	-	-	-
151.1749	-23.7782	60_4.5	60	4.5	22/03/2009	Field Test		Stage 2	8.38	5.7	2.68	4	-	-	-	-	-	-	-	-	-	-	-	-	-	-	-	-	-	-	-	-	-	-	-	-	-	-	-	-	-	-	-
151.1749	-23.7782	60_4.75	60	4.75	22/03/2009	Field Test		Stage 2	8.4	0.92	7.48	4	-	-	-	-	-	-	-	-	-	-	-	-	-	-	-	-	-	-	-	-	-	-	-	-	-	-	-	-	-	-	-
151.1749	-23.7782	60_5	60	5	22/03/2009	Field Test		Stage 2	8.14	3.83	4.31	3	-	-	-	-	-	-	-	-	-	-	-	-	-	-	-	-	-	-	-	-	-	-	-	-	-	-	-	-	-	-	-
151.1749	-23.7782	60_5.25	60	5.25	22/03/2009	Field Test		Stage 2	8.6	5.09	3.51	2	-	-	-	-	-	-	-	-	-	-	-	-	-	-	-	-	-	-	-	-	-	-	-	-	-	-	-	-	-	-	-
151.1749	-23.7782	D01_2203(	60	0.5-1	22/03/2009	ES0904186		Stage 2	-	-	-	-	-	-	-	-	-	-	-	-	-	-	-	-	-	-	-	-	-	-	-	-	-	-	-	-	-	-	-	-	-	-	-
151.1749	-23.7782	D02-2203(	60	1-1.5	22/03/2009	ES0904186		Stage 2	-	-	-	-	-	-	-	-	-	-	-	-	-	-	-	-	-	-	-	-	-	-	-	-	-	-	-	-	-	-	-	-	-	-	-
151.1749	-23.7823	69	69	0 - 0.1	19/03/2009	EB0904884		Stage 1b	-	-	-	-	13.5	-	-	2700	-	-	55	-	-	1.5	-	0.09	-	-	-	-	<1	-	<10	<0.02	-	9.2	-	-	-	<0.02	-	-	4.32	-	<2	-	-
151.1749	-23.7823	69	69	0 - 0.5	19/03/2009	ES0904150		Stage 1b	-	-	-	-	-	-	-	-	-	-	-	-	-	-	-	-	-	-	-	-	-	-	-	-	-	-	-	-	-	-	-	-	-	-	-
151.1749	-23.7823	69	69	0 - 0.5	19/03/2009	ES0904190		Stage 1b	-	-	-	-	-	-	-	-	-	-	-	-	-	-	-	-	-	-	-	-	-	-	-	-	-	-	-	-	-	-	-	-	-	-	-
151.1749	-23.7823	69	69	0.3-0.5	19/03/2009	EB0904884		Stage 1b	-	-	-	-	9.72	-	-	1940	-	-	252	-	-	1.5	-	0.4	-	-	-	-	<1	-	<10	<0.02	-	9.1	-	-	-	<0.02	-	-	3.11	-	<2	-	-
151.1749	-23.7823	69	69	0.5-1	19/03/2009	ES0904150		Stage 1b	-	-	-	-	-	-	-	-	-	-	-	-	-	-	-	-	-	-	-	-	-	-	-	-	-	-	-	-	-	-	-	-	-	-	-
151.1749	-23.7823	69	69	0.8-1	19/03/2009	EB0904884		Stage 1b	-	-	-	-	10.6	-	-	2110	-	-	157	-	-	1.5	-	0.25	-	-	-	-	<1	-	<10	<0.02	-	9.3	-	-	-	<0.02	-	-	3.38	-	<2	-	-
151.1749	-23.7823	69	69	1.3-1.5	19/03/2009	EB0904884		Stage 1b	-	-	-	-	0.81	-	-	162	-	-	<10	-	-	1.5	-	<0.02	-	-	-	-	<1	-	<10	<0.02	-	8.3	-	-	-	<0.02	-	-	0.26	-	<2	-	-
151.1749	-23.7823	69	69	1.8-2	19/03/2009	EB0904884		Stage 1b	-	-	-	-	0.79	-	-	157	-	-	<10	-	-	1.5	-	<0.02	-	-	-	-	<1	-	<10	<0.02	-	7	-	-	-	<0.02	-	-	0.25	-	<2	-	-
151.1749	-23.7823	69	69	1-1.7	19/03/2009	ES0904150		Stage 1b	-	-	-	-	-	-	-	-	-	-	-	-	-	-	-	-	-	-	-	-	-	-	-	-	-	-	-	-	-	-	-	-	-	-	-
151.1749	-23.7823	69	69	2.3-2.5	19/03/2009	EB0904884		Stage 1b	-	-	-	-	0.79	-	-	157	-	-	<10	-	-	1.5	-	<0.02	-	-	-	-	<1	-	<10	<0.02	-	7.7	-	-	-	<0.02	-	-	0.25	-	<2	-	-
151.1749	-23.7823	69	69	2.6-2.8	19/03/2009	EB0904884		Stage 1b	-	-	-	-	0.5	-	-	99	-	-	<10	-	-	1.5	-	<0.02	-	-	-	-	<1	-	<10	<0.02	-	6.5	-	-	-	<0.02	-	-	0.16	-	<2	-	-
151.1749	-23.7823	69	69	2-2.5	19/03/2009	ES0904190		Stage 1b	-	-	-	-	-	-	-	-	-	-	-	-	-	-	-	-	-	-	-	-	-	-	-	-	-	-	-	-	-	-	-	-	-	-	-
151.1749	-23.7823	69	69	2-2.8	19/03/2009	ES0904150		Stage 1b	-	-	-	-	-	-	-	-	-	-	-	-	-	-	-	-	-	-	-	-	-	-	-	-	-	-	-	-	-	-	-	-	-	-	-
151.1749	-23.7823	69_0.1	69	0.1	19/03/2009	Field Test		Stage 1b	8.73	2.48	6.25	1	-	-	-	-	-	-	-	-	-	-	-	-	-	-	-	-	-	-	-	-	-	-	-	-	-	-	-	-	-	-	-
151.1749	-23.7823	69_0.25	69	0.25	19/03/2009	Field Test		Stage 1b	8.95	3.14	5.81	1	-	-	-	-	-	-	-	-	-	-	-	-	-	-	-	-	-	-	-	-	-	-	-	-	-	-	-	-	-	-	-
151.1749	-23.7823	69_0.5	69	0.5	19/03/2009	Field Test		Stage 1b	8.96	3.16	5.8	1	-	-	-	-	-	-	-	-	-	-	-	-	-	-	-	-	-	-	-	-	-	-	-	-	-	-	-	-	-	-	-
151.1749	-23.7823	69_0.75	69	0.75	19/03/2009	Field Test		Stage 1b	9.03	2.93	6.1	1	-	-	-	-	-	-	-	-	-	-	-	-	-	-	-	-	-	-	-	-	-	-	-	-	-	-	-	-	-	-	-
151.1749	-23.7823	69_1	69	1	19/03/2009	Field Test		Stage 1b	8.95	3.16	5.79	1	-	-	-	-	-	-	-	-	-	-	-	-	-	-	-	-	-	-	-	-	-	-	-	-	-	-	-	-	-	-	-
151.1749	-23.7823	69_1.25	69	1.25	19/03/2009	Field Test		Stage 1b	8.63	6.04	2.59	1	-	-	-	-	-	-	-	-	-	-	-	-	-	-	-	-	-	-	-	-	-	-	-	-	-	-	-	-	-	-	-
151.1749	-23.7823	69_1.5	69	1.5	19/03/2009	Field Test		Stage 1b	8.8	2.6	6.2	-	-	-	-	-	-	-	-	-	-	-	-	-	-	-	-	-	-	-	-	-	-	-	-	-	-	-	-	-	-	-	-
151.1749	-23.7823	69_1.75	69	1.75	19/03/2009	Field Test		Stage 1b	7.4	1.89	5.51	-	-	-	-	-	-	-	-	-	-	-	-	-	-	-	-	-	-	-	-	-	-	-	-	-	-	-	-	-	-	-	-
151.1749	-23.7823	69_2	69	2	19/03/2009	Field Test		Stage 1b	7.69	1.9	5.79	-	-	-	-	-	-	-	-	-	-	-	-	-	-	-	-	-	-	-	-	-	-	-	-	-	-	-	-	-	-	-	-
151.1749	-23.7823	69_2.25	69	2.25	19/03/2009	Field Test		Stage 1b	7.54	1.45	6.09	-	-	-	-	-	-	-	-	-	-	-	-	-	-	-	-	-	-	-	-	-	-	-	-	-	-	-	-	-	-	-	-
151.1749	-23.7823	69_2.5	69	2.5	19/03/2009	Field Test		Stage 1b	7.65	-0.68	8.33	4	-	-	-	-	-	-	-	-	-	-	-	-	-	-	-	-	-	-	-	-	-	-	-	-	-	-	-	-	-	-	-
151.1749	-23.7823	69_2.75	69	2.75	19/03/2009	Field Test		Stage 1b	7.24	1.65	5.59	-	-	-	-	-	-	-	-	-	-	-	-	-	-	-	-	-	-	-	-	-	-	-	-	-	-	-	-	-	-	-	-
151.1749	-23.7823	69A	69	0 - 0.5	19/03/2009	ES0904150		Stage 1b	-	-	-	-	-	-	-	-	-	-	-	-	-	-	-	-	-	-	-	-	-	-	-	-	-	-	-	-	-	-	-	-	-	-	-
151.1749	-23.7823	69A	69	0.5-1	19/03/2009	ES0904150		Stage 1b	-	-	-	-	-	-	-	-	-	-	-	-	-	-	-	-	-	-	-	-	-	-	-	-	-	-	-	-	-	-	-	-	-	-	-
151.1749	-23.7823	69A	69	1.7-2	19/03/2009	ES0904150		Stage 1b	-	-	-	-	-	-	-	-	-	-	-	-	-	-	-	-	-	-	-	-	-	-	-	-	-	-	-	-	-	-	-	-	-	-	-
151.1749	-23.7823	69A	69	1-1.7	19/03/2009	ES0904150		Stage 1b	-	-	-	-	-	-	-	-	-	-	-	-	-	-	-	-	-	-	-	-	-	-	-	-	-	-	-	-	-	-	-	-	-	-	-
151.1749	-23.7823	69A	69	2-2.8	19/03/2009	ES0904150		Stage 1b	-	-	-	-	-	-	-	-	-	-	-	-	-	-	-	-	-	-	-	-	-	-	-	-	-	-	-	-	-	-	-	-	-	-	-
151.1749	-23.7823	69B	69	0 - 0.5	19/03/2009	ES0904150		Stage 1b	-	-	-	-	-	-	-	-	-	-	-	-	-	-	-	-	-	-	-	-	-	-	-	-	-	-	-	-	-	-	-	-	-	-	-
151.1749	-23.7823	69B	69	0.5-1	19/03/2009	ES0904150		Stage 1b	-	-	-	-	-	-	-	-	-	-	-	-	-	-	-	-	-	-	-	-	-	-	-	-	-	-	-	-	-	-	-	-	-	-	-
151.1749	-23.7823	69B	69	1.7-2	19/03/2009	ES0904150		Stage 1b	-	-	-	-	-	-	-	-	-	-	-	-	-	-	-	-	-	-	-	-	-	-	-	-	-	-	-	-	-	-	-	-	-	-	-
151.1749	-23.7823	69B	69	1-1.7	19/03/2009	ES0904150		Stage 1b	-	-	-	-	-	-	-	-	-	-	-	-	-	-	-	-	-	-	-	-	-	-	-	-	-	-	-	-	-	-	-	-	-	-	-
151.1749	-23.7823	69B	69	2-2.8	19/03/2009	ES0904150		Stage 1b	-	-	-	-	-	-	-	-	-	-	-	-	-	-	-	-	-	-	-	-	-	-	-	-	-	-	-	-	-	-	-	-	-	-	-
151.1754	-23.7839	56	56	0 - 0.1	1/05/2009	EB0907169		Stage 1b	-	-	-	-	3.3	-	-	659	-	-	51	-	-	1.5	-	0.08	-	-	-	-	<1	-	<10	<0.02	-	9	-	-	-	<0.02	-	-	1.06	-	<2	-	-
151.1754	-23.7839	56	56	0 - 0.5	1/05/2009	ES0906525		Stage 1b	-	-	-	-	-	-	-	-	-	-	-	-	-	-	-	-	-	-	-	-	-	-	-	-	-	-	-	-	-	-	-	-	-	-	-
151.1754	-23.7839	56	56	0 - 0.5	1/05/2009	ES0906569		Stage 1b	-	-	-	-	-	-	-	-	-	-	-	-	-	-	-	-	-	-	-	-	-	-	-	-	-	-	-	-	-	-	-	-	-	-	-
151.1754	-23.7839	56	56	0.3-0.5	1/05/2009	EB0907169		Stage 1b	-	-	-	-	0.76	-	-	153	-	-	<10	-	-	1.5	-	<0.02	-	-	-	-	<1	-	<10	<0.02	-	7.2	-	-	-	<0.02	-	-	0.24	-	<2	-	-
151.1754	-23.7839	56	56	0.5-1	1/05/2009	ES0906525		Stage 1b	-	-	-	-	-	-	-	-	-	-	-	-	-	-	-	-	-	-	-	-	-	-	-	-	-	-	-	-	-	-	-	-	-	-	-
151.1754	-23.7839	56	56	0.8-1	1/05/2009	EB0907169		Stage 1b	-	-	-	-	1	-	-	200	-	-	<10	-	-	1.5	-	<0.02	-	-	-	-	<1	-	<10	<0.02	-	6.5	-	-	-	<0.02	-	-	0.32	-	<2	-	-
151.1754	-23.7839	56	56	1.3-1.5	1/05/2009	EB0907169		Stage 1b	-	-	-	-	-	-	-	-	-	-	<10	-	-	1.5	-	<0.02	-	-	-	-	<1	-	<10	<0.02	-	6.4	-	-	-	<0.02	-	-	-	-	2	-	-
151.1754	-23.7839	56	56	1.5-2	1/05/2009	ES0906525		Stage 1b	-	-	-	-	-	-	-	-	-	-	-	-	-	-	-	-	-	-	-	-	-	-	-	-	-	-	-	-	-	-	-	-	-	-	-

									ASS Field Test				ASS																															
									pH (F)	pH Change	pH OX	Reaction Rate	Acid Neutralising Capacity	Acid Reacted Calcium	Acid Reacted Magnesium	acidity - Acid Neutralising Capacity (19A2)	acidity - Acid Reacted Calcium	acidity - Acid Reacted Magnesium	acidity - Chromium Reducible Sulfur (a-22B)	acidity - Excess Acid Neutralising Capacity	acidity - Peroxide Oxidisable Sulfur	ANC Fineness Factor	Calcium in Peroxide	Chromium Reducible Sulfur	Excess Acid Neutralising Capacity	KCl Extractable Calcium	KCl Extractable Magnesium	KCl Extractable Sulfur	Liming Rate	Magnesium in Peroxide	Net Acidity (acidity units)	Net Acidity (sulfur units)	Peroxide Oxidisable Sulfur	pH KCl	sulfidic - Acid Reacted Calcium	sulfidic - Acid Reacted Magnesium	sulfidic - Excess Acid Neutralising Capacity	sulfidic - Titratable Actual Acidity	sulfidic - Titratable Peroxide Acidity	sulfidic - Titratable Sulfidic Acidity	sulfidic-Acid Neutral	Sulfur in Peroxide	Titratable Actual Acidity	Titratable Peroxide Acidity	Titratable Sulfidic Acidity
									pH Unit	pH Units	pH Unit	Units	m H+/t	%	%	mol h+/t	mole H+/t	mole H+/t	m H+/t	mole H+/t	mole H+/t	-	%	% S	%	%	%	%	kg CaCO3/t	%	mole H+/t	%S	%	pH Unit	% S	%S	%S	%S	%S	%S	%S	%	mole H+/t	mole H+/t	mole H+/t
EQL									0.1		0.1	1	0.01	0.02	0.02	10	10	10	10	10	10	0.5	0.02	0.02	0.02	0.02	0.02	0.02	1	0.02	10	0.02	0.02	0.1	0.01	0.02	0.02	0.02	0.02	0.02	0.01	0.02	2	2	2
National Assessment Guidelines for Dredging- Maximum																																												
National Assessment Guidelines for Dredging- Screening																																												
QASSIT 1998 (Field Screen)									5-14	1	5-14	2																																
QASSIT 1998 (Minimum)																															18	0.03												
x coord	**y coord**	**Field ID**	**Core #**	**Depth (m)**	**Date Sample**	**SDG**	**GC Borelog Approved**	**Purpose**																																				
151.1754	-23.7839	56	56	1.5-2	1/05/2009	ES0906569		Stage 1b	-	-	-	-	-	-	-	-	-	-	-	-	-	-	-	-	-	-	-	-	-	-	-	-	-	-	-	-	-	-	-	-	-	-	-	-
151.1754	-23.7839	56	56	1.8-2	1/05/2009	EB0907169		Stage 1b	-	-	-	-	-	-	-	-	-	-	<10	-	-	1.5	-	<0.02	-	-	-	-	<1	-	<10	<0.02	-	6.4	-	-	-	<0.02	-	-	-	-	2	-	-
151.1754	-23.7839	56	56	1-1.5	1/05/2009	ES0906525		Stage 1b	-	-	-	-	-	-	-	-	-	-	-	-	-	-	-	-	-	-	-	-	-	-	-	-	-	-	-	-	-	-	-	-	-	-	-	-
151.1754	-23.7839	56	56	2.3-2.45	1/05/2009	EB0907169		Stage 1b	-	-	-	-	-	-	-	-	-	-	<10	-	-	1.5	-	<0.02	-	-	-	-	<1	-	<10	<0.02	-	6.3	-	-	-	<0.02	-	-	-	-	3	-	-
151.1754	-23.7839	56	56	2-2.45	1/05/2009	ES0906525		Stage 1b	-	-	-	-	-	-	-	-	-	-	-	-	-	-	-	-	-	-	-	-	-	-	-	-	-	-	-	-	-	-	-	-	-	-	-	-
151.1754	-23.7839	56_0.1	56	0.1	1/05/2009	Field Test		Stage 1b	8.61	1.44	7.17	3	-	-	-	-	-	-	-	-	-	-	-	-	-	-	-	-	-	-	-	-	-	-	-	-	-	-	-	-	-	-	-	-
151.1754	-23.7839	56_0.25	56	0.25	1/05/2009	Field Test		Stage 1b	7.82	-0.7	8.52	4	-	-	-	-	-	-	-	-	-	-	-	-	-	-	-	-	-	-	-	-	-	-	-	-	-	-	-	-	-	-	-	-
151.1754	-23.7839	56_0.5	56	0.5	1/05/2009	Field Test		Stage 1b	7.62	-0.78	8.4	4	-	-	-	-	-	-	-	-	-	-	-	-	-	-	-	-	-	-	-	-	-	-	-	-	-	-	-	-	-	-	-	-
151.1754	-23.7839	56_0.75	56	0.75	1/05/2009	Field Test		Stage 1b	7.31	1.48	5.83	-	-	-	-	-	-	-	-	-	-	-	-	-	-	-	-	-	-	-	-	-	-	-	-	-	-	-	-	-	-	-	-	-
151.1754	-23.7839	56_1	56	1	1/05/2009	Field Test		Stage 1b	7.24	-1.01	8.25	4	-	-	-	-	-	-	-	-	-	-	-	-	-	-	-	-	-	-	-	-	-	-	-	-	-	-	-	-	-	-	-	-
151.1754	-23.7839	56_1.25	56	1.25	1/05/2009	Field Test		Stage 1b	7.07	-0.39	7.46	4	-	-	-	-	-	-	-	-	-	-	-	-	-	-	-	-	-	-	-	-	-	-	-	-	-	-	-	-	-	-	-	-
151.1754	-23.7839	56_1.5	56	1.5	1/05/2009	Field Test		Stage 1b	6.89	0.57	6.32	1	-	-	-	-	-	-	-	-	-	-	-	-	-	-	-	-	-	-	-	-	-	-	-	-	-	-	-	-	-	-	-	-
151.1754	-23.7839	56_1.75	56	1.75	1/05/2009	Field Test		Stage 1b	6.8	1.3	5.5	-	-	-	-	-	-	-	-	-	-	-	-	-	-	-	-	-	-	-	-	-	-	-	-	-	-	-	-	-	-	-	-	-
151.1754	-23.7839	56_2	56	2	1/05/2009	Field Test		Stage 1b	6.91	1.1	5.81	-	-	-	-	-	-	-	-	-	-	-	-	-	-	-	-	-	-	-	-	-	-	-	-	-	-	-	-	-	-	-	-	-
151.1754	-23.7839	56_2.25	56	2.25	1/05/2009	Field Test		Stage 1b	6.85	0.6	6.25	2	-	-	-	-	-	-	-	-	-	-	-	-	-	-	-	-	-	-	-	-	-	-	-	-	-	-	-	-	-	-	-	-
151.1754	-23.7839	56_2.45	56	2.45	1/05/2009	Field Test		Stage 1b	6.59	0.98	5.61	-	-	-	-	-	-	-	-	-	-	-	-	-	-	-	-	-	-	-	-	-	-	-	-	-	-	-	-	-	-	-	-	-
151.1754	-23.7839	56A	56	0 - 0.5	1/05/2009	ES0906525		Stage 1b	-	-	-	-	-	-	-	-	-	-	-	-	-	-	-	-	-	-	-	-	-	-	-	-	-	-	-	-	-	-	-	-	-	-	-	-
151.1754	-23.7839	56A	56	0.5-1	1/05/2009	ES0906525		Stage 1b	-	-	-	-	-	-	-	-	-	-	-	-	-	-	-	-	-	-	-	-	-	-	-	-	-	-	-	-	-	-	-	-	-	-	-	-
151.1754	-23.7839	56A	56	1.5-2	1/05/2009	ES0906525		Stage 1b	-	-	-	-	-	-	-	-	-	-	-	-	-	-	-	-	-	-	-	-	-	-	-	-	-	-	-	-	-	-	-	-	-	-	-	-
151.1754	-23.7839	56A	56	1-1.5	1/05/2009	ES0906525		Stage 1b	-	-	-	-	-	-	-	-	-	-	-	-	-	-	-	-	-	-	-	-	-	-	-	-	-	-	-	-	-	-	-	-	-	-	-	-
151.1754	-23.7839	56A	56	2-2.25	1/05/2009	ES0906525		Stage 1b	-	-	-	-	-	-	-	-	-	-	-	-	-	-	-	-	-	-	-	-	-	-	-	-	-	-	-	-	-	-	-	-	-	-	-	-
151.1754	-23.7839	56B	56	0 - 0.5	1/05/2009	ES0906525		Stage 1b	-	-	-	-	-	-	-	-	-	-	-	-	-	-	-	-	-	-	-	-	-	-	-	-	-	-	-	-	-	-	-	-	-	-	-	-
151.1754	-23.7839	56B	56	0.5-1	1/05/2009	ES0906525		Stage 1b	-	-	-	-	-	-	-	-	-	-	-	-	-	-	-	-	-	-	-	-	-	-	-	-	-	-	-	-	-	-	-	-	-	-	-	-
151.1754	-23.7839	56B	56	1.5-2	1/05/2009	ES0906525		Stage 1b	-	-	-	-	-	-	-	-	-	-	-	-	-	-	-	-	-	-	-	-	-	-	-	-	-	-	-	-	-	-	-	-	-	-	-	-
151.1754	-23.7839	56B	56	1-1.5	1/05/2009	ES0906525		Stage 1b	-	-	-	-	-	-	-	-	-	-	-	-	-	-	-	-	-	-	-	-	-	-	-	-	-	-	-	-	-	-	-	-	-	-	-	-
151.1755	-23.7805	D01_1911(	SAP18	6	19/11/2008	237454		Stage 1b	-	-	-	-	-	-	-	-	-	-	-	-	-	-	-	-	-	-	-	-	-	-	-	-	-	-	-	-	-	-	-	-	-	-	-	-
151.1755	-23.7805	D02_1911(	SAP18	7-7.5	19/11/2008	237454		Stage 1b	-	-	-	-	-	-	-	-	-	-	-	-	-	-	-	-	-	-	-	-	-	-	-	-	-	-	-	-	-	-	-	-	-	-	-	-
151.1755	-23.7805	D03_1911(	SAP18	6-6.5	19/11/2008	EB0816586		Stage 1b	7.2	-	5.4	1	-	-	-	-	-	-	-	-	-	-	-	-	-	-	-	-	-	-	-	-	-	-	-	-	-	-	-	-	-	-	-	-
151.1755	-23.7805	DR# 18 G(	SAP18	0 - 0.5	23/02/2009	ES0901445		Stage 1b	-	-	-	-	-	-	-	-	-	-	-	-	-	-	-	-	-	-	-	-	-	-	-	-	-	-	-	-	-	-	-	-	-	-	-	-
151.1755	-23.7805	DR#18_G(	SAP18	0 - 0.5	23/01/2009	ES0901111		Stage 1b	-	-	-	-	-	-	-	-	-	-	-	-	-	-	-	-	-	-	-	-	-	-	-	-	-	-	-	-	-	-	-	-	-	-	-	-
151.1755	-23.7805	DR#18-G(	SAP18	0.5-1	23/01/2009	ES0901111		Stage 1b	-	-	-	-	-	-	-	-	-	-	-	-	-	-	-	-	-	-	-	-	-	-	-	-	-	-	-	-	-	-	-	-	-	-	-	-
151.1755	-23.7805	DR#18-G(	SAP18	1.5-2	23/01/2009	ES0901111		Stage 1b	-	-	-	-	-	-	-	-	-	-	-	-	-	-	-	-	-	-	-	-	-	-	-	-	-	-	-	-	-	-	-	-	-	-	-	-
151.1755	-23.7805	DR#18-G(	SAP18	1-1.5	23/01/2009	ES0901111		Stage 1b	-	-	-	-	-	-	-	-	-	-	-	-	-	-	-	-	-	-	-	-	-	-	-	-	-	-	-	-	-	-	-	-	-	-	-	-
151.1755	-23.7805	DR#18-G(	SAP18	2-3	23/01/2009	ES0901111		Stage 1b	-	-	-	-	-	-	-	-	-	-	-	-	-	-	-	-	-	-	-	-	-	-	-	-	-	-	-	-	-	-	-	-	-	-	-	-
151.1755	-23.7805	DR#18-G(	SAP18	3-4	23/01/2009	ES0901111		Stage 1b	-	-	-	-	-	-	-	-	-	-	-	-	-	-	-	-	-	-	-	-	-	-	-	-	-	-	-	-	-	-	-	-	-	-	-	-
151.1755	-23.7805	DR#18-G(	SAP18	4-5	23/01/2009	ES0901111		Stage 1b	-	-	-	-	-	-	-	-	-	-	-	-	-	-	-	-	-	-	-	-	-	-	-	-	-	-	-	-	-	-	-	-	-	-	-	-
151.1755	-23.7805	DR#18-G(	SAP18	5-5.5	23/01/2009	ES0901111		Stage 1b	-	-	-	-	-	-	-	-	-	-	-	-	-	-	-	-	-	-	-	-	-	-	-	-	-	-	-	-	-	-	-	-	-	-	-	-
151.1755	-23.7805	SAP18_0.1	SAP18	0.1-0.1	23/01/2009	Field Test		Stage 1b	8.22	0.76	7.46	4	-	-	-	-	-	-	-	-	-	-	-	-	-	-	-	-	-	-	-	-	-	-	-	-	-	-	-	-	-	-	-	-
151.1755	-23.7805	SAP18_0.2	SAP18	0.25-0.25	23/01/2009	Field Test		Stage 1b	8.64	2.54	6.1	1	-	-	-	-	-	-	-	-	-	-	-	-	-	-	-	-	-	-	-	-	-	-	-	-	-	-	-	-	-	-	-	-
151.1755	-23.7805	SAP18_0.5	SAP18	0.5-0.5	23/01/2009	Field Test		Stage 1b	8.76	2.73	6.03	1	-	-	-	-	-	-	-	-	-	-	-	-	-	-	-	-	-	-	-	-	-	-	-	-	-	-	-	-	-	-	-	-
151.1755	-23.7805	SAP18_0.7	SAP18	0.75-0.75	23/01/2009	Field Test		Stage 1b	9	3.01	5.99	1	-	-	-	-	-	-	-	-	-	-	-	-	-	-	-	-	-	-	-	-	-	-	-	-	-	-	-	-	-	-	-	-
151.1755	-23.7805	SAP18_1	SAP18	1-1	23/01/2009	Field Test		Stage 1b	8.79	5.82	2.97	4	-	-	-	-	-	-	-	-	-	-	-	-	-	-	-	-	-	-	-	-	-	-	-	-	-	-	-	-	-	-	-	-
151.1755	-23.7805	SAP18_1.2	SAP18	1.25-1.25	23/01/2009	Field Test		Stage 1b	8.86	2.94	5.92	1	-	-	-	-	-	-	-	-	-	-	-	-	-	-	-	-	-	-	-	-	-	-	-	-	-	-	-	-	-	-	-	-
151.1755	-23.7805	SAP18_1.5	SAP18	1.5-1.5	23/01/2009	Field Test		Stage 1b	8.57	2.57	6	1	-	-	-	-	-	-	-	-	-	-	-	-	-	-	-	-	-	-	-	-	-	-	-	-	-	-	-	-	-	-	-	-
151.1755	-23.7805	SAP18_1.7	SAP18	1.75-1.75	23/01/2009	Field Test		Stage 1b	8.64	2.67	5.97	1	-	-	-	-	-	-	-	-	-	-	-	-	-	-	-	-	-	-	-	-	-	-	-	-	-	-	-	-	-	-	-	-
151.1755	-23.7805	SAP18_19	SAP18	2.5	19/11/2008	EB0816586		Stage 1b	8.9	-	6	1	-	-	-	-	-	-	-	-	-	-	-	-	-	-	-	-	-	-	-	-	-	-	-	-	-	-	-	-	-	-	-	-
151.1755	-23.7805	SAP18_19	SAP18	2.5-3	19/11/2008	237454		Stage 1b	-	-	-	-	-	-	-	-	-	-	-	-	-	-	-	-	-	-	-	-	-	-	-	-	-	-	-	-	-	-	-	-	-	-	-	-
151.1755	-23.7805	SAP18_19	SAP18	3	19/11/2008	EB0816586		Stage 1b	9.1	-	3.2	1	-	-	-	-	-	-	-	-	-	-	-	-	-	-	-	-	-	-	-	-	-	-	-	-	-	-	-	-	-	-	-	-
151.1755	-23.7805	SAP18_19	SAP18	3-3.5	19/11/2008	237454		Stage 1b	-	-	-	-	-	-	-	-	-	-	-	-	-	-	-	-	-	-	-	-	-	-	-	-	-	-	-	-	-	-	-	-	-	-	-	-
151.1755	-23.7805	SAP18_19	SAP18	3.5	19/11/2008	EB0816586		Stage 1b	9.1	-	4.6	1	-	-	-	-	-	-	-	-	-	-	-	-	-	-	-	-	-	-	-	-	-	-	-	-	-	-	-	-	-	-	-	-
151.1755	-23.7805	SAP18_19	SAP18	6	19/11/2008	EB0816586		Stage 1b	6.6	-	5.6	1	-	-	-	-	-	-	-	-	-	-	-	-	-	-	-	-	-	-	-	-	-	-	-	-	-	-	-	-	-	-	-	-
151.1755	-23.7805	SAP18_19	SAP18	6-6.5	19/11/2008	237454		Stage 1b	-	-	-	-	-	-	-	-	-	-	-	-	-	-	-	-	-	-	-	-	-	-	-	-	-	-	-	-	-	-	-	-	-	-	-	-
151.1755	-23.7805	SAP18_19	SAP18	6.5	19/11/2008	EB0816586		Stage 1b	9.2	-	1.9	2	-	-	-	-	-	-	-	-	-	-	-	-	-	-	-	-	-	-	-	-	-	-	-	-	-	-	-	-	-	-	-	-
151.1755	-23.7805	SAP18_19	SAP18	7	19/11/2008	EB0816586		Stage 1b	9	-	3	1	-	-	-	-	-	-	-	-	-	-	-	-	-	-	-	-	-	-	-	-	-	-	-	-	-	-	-	-	-	-	-	-
151.1755	-23.7805	SAP18_19	SAP18	7-7.5	19/11/2008	237454		Stage 1b	-	-	-	-	-	-	-	-	-	-	-	-	-	-	-	-	-	-	-	-	-	-	-	-	-	-	-	-	-	-	-	-	-	-	-	-
151.1755	-23.7805	SAP18_19	SAP18	7.5	19/11/2008	EB0816586		Stage 1b	8.7	-	2.6	1	-	-	-	-	-	-	-	-	-	-	-	-	-	-	-	-	-	-	-	-	-	-	-	-	-	-	-	-	-	-	-	-
151.1755	-23.7805	SAP18_19	SAP18	0 - 0.1	19/11/2008	237454		Stage 1b	-	-	-	-	-	-	-	-	-	-	-	-	-	-	-	-	-	-	-	-	-	-	-	-	-	-	-	-	-	-	-	-	-	-	-	-
151.1755	-23.7805	SAP18_19	SAP18	0.1	19/11/2008	EB0816586		Stage 1b	8.3	-	6.2	1	-	-	-	-	-	-	-	-	-	-	-	-	-	-	-	-	-	-	-	-	-	-	-	-	-	-	-	-	-	-	-	-
151.1755	-23.7805	SAP18_2	SAP18	2-2	23/01/2009	Field Test		Stage 1b	8.82	2.12	6.7	4	-	-	-	-	-	-	-	-	-	-	-	-	-	-	-	-	-	-	-	-	-	-	-	-	-	-	-	-	-	-	-	-
151.1755	-23.7805	SAP18_2.2	SAP18	2.25-2.25	23/01/2009	Field Test		Stage 1b	8.72	3.26	5.46	3	-	-	-	-	-	-	-	-	-	-	-	-	-	-	-	-	-	-	-	-	-	-	-	-	-	-	-	-	-	-	-	-
151.1755	-23.7805	SAP18_2.5	SAP18	2.5-2.5	23/01/2009	Field Test		Stage 1b	8.68	3.14	5.54	2	-	-	-	-	-	-	-	-	-	-	-	-	-	-	-	-	-	-	-	-	-	-	-	-	-	-	-	-	-	-	-	-
151.1755	-23.7805	SAP18_2.7	SAP18	2.75-2.75	23/01/2009	Field Test		Stage 1b	8.46	2.51	5.95	2	-	-	-	-	-	-	-	-	-	-	-	-	-	-	-	-	-	-	-	-	-	-	-	-	-	-	-	-	-	-	-	-
151.1755	-23.7805	SAP18_3	SAP18	3-3	23/01/2009	Field Test		Stage 1b	8.58	4.71	3.87	2	-	-	-	-	-	-	-	-	-	-	-	-	-	-	-	-	-	-	-	-	-	-	-	-	-	-	-	-	-	-	-	-
151.1755	-23.7805	SAP18_3.2	SAP18	3.25-3.25	23/01/2009	Field Test		Stage 1b	8.67	2.72	5.95	2	-	-	-	-	-	-	-	-	-	-	-	-	-	-	-	-	-	-	-	-	-	-	-	-	-	-	-	-	-	-	-	-
151.1755	-23.7805	SAP18_3.5	SAP18	3.5-3.5	23/01/2009	Field Test		Stage 1b	8.42	3.52	4.9	1	-	-	-	-	-	-	-	-	-	-	-	-	-	-	-	-	-	-	-	-	-	-	-	-	-	-	-	-	-	-	-	-
151.1755	-23.7805	SAP18_3.7	SAP18	3.75-3.75	23/01/2009	Field Test		Stage 1b	8.53	3.76	4.77	1	-	-	-	-	-	-	-	-	-	-	-	-	-	-	-	-	-	-	-	-	-	-	-	-	-	-	-	-	-	-	-	-
151.1755	-23.7805	SAP18_4	SAP18	4-4	23/01/2009	Field Test		Stage 1b	8.55	6.85	1.7	4	-	-	-	-	-	-	-	-	-	-	-	-	-	-	-	-	-	-	-	-	-	-	-	-	-	-	-	-	-	-	-	-
151.1755	-23.7805	SAP18_4.2	SAP18	4.25-4.25	23/01/2009	Field Test		Stage 1b	8.29	6.5	1.79	4	-	-	-	-	-	-	-	-	-	-	-	-	-	-	-	-	-	-	-	-	-	-	-	-	-	-	-	-	-	-	-	-
151.1755	-23.7805	SAP18_4.5	SAP18	4.5-4.5	23/01/2009	Field Test		Stage 1b	8.68	6.67	2.01	2	-	-	-	-	-	-	-	-	-	-	-	-	-	-	-	-	-	-	-	-	-	-	-	-	-	-	-	-	-	-	-	-
151.1755	-23.7805	SAP18_4.7	SAP18	4.75-4.75	23/01/2009	Field Test		Stage 1b	8.49	1.59	6.9	3	-	-	-	-	-	-	-	-	-	-	-	-	-	-	-	-	-	-	-	-	-	-	-	-	-	-	-	-	-	-	-	-
151.1755	-23.7805	SAP18_5	SAP18	5-5	23/01/2009	Field Test		Stage 1b	8.46	6.24	2.22	1	-	-	-	-	-	-	-	-	-	-	-	-	-	-	-	-	-	-	-	-	-	-	-	-	-	-	-	-	-	-	-	-
151.1755	-23.7805	SAP18_5.2	SAP18	5.25-5.25	23/01/2009	Field Test		Stage 1b	8.46	4.11	4.35	3	-	-	-	-	-	-	-	-	-	-	-	-	-	-	-	-	-	-	-	-	-	-	-	-	-	-	-	-	-	-	-	-
151.1759	-23.7801	032	32	0 - 0.1	21/03/2009	EB0904884		Stage 1b	-	-	-	-	20.5	-	-	4090	-	-	26	-	-	1.5	-	0.04	-	-	-	-	<1	-	<10	<0.02	-	9.4	-	-	-	<0.02	-	-	6.55	-	<2	-	-
151.1759	-23.7801	032	32	0 - 0.5	21/03/2009	ES0904150		Stage 1b	-	-	-	-	-	-	-	-	-	-	-	-	-	-	-	-	-	-	-	-	-	-	-	-	-	-	-	-	-	-	-	-	-	-	-	-
151.1759	-23.7801	032	32	0.3-0.5	21/03/2009	EB0904884		Stage 1b	-	-	-	-	9.56	-	-	1910	-	-	408	-	-	1.5	-	0.65	-	-	-	-	<1	-	<10	<0.02	-	8.9	-	-	-	<0.02	-	-	3.06	-	<2	-	-
151.1759	-23.7801	032	32	0.5-1	21/03/2009	ES0904150		Stage 1b	-	-	-	-	-	-	-	-	-	-	-	-	-	-	-	-	-	-	-	-	-	-	-	-	-	-	-	-	-	-	-	-	-	-	-	-
151.1759	-23.7801	032	32	0.8-1	21/03/2009	EB0904884		Stage 1b	-	-	-	-	2.12	-	-	424	-	-	451	-	-	1.5	-	0.72	-	-	-	-	13	-	168	0.27	-	8.9	-	-	-	<0.02	-	-	0.68	-	<2	-	-
151.1759	-23.7801	032	32	1.3-1.5	21/03/2009	EB0904884		Stage 1b	-	-	-	-	2.03	-	-	405	-	-	401	-	-	1.5	-	0.64	-	-	-	-	10	-	131	0.21	-	8.8	-	-	-	<0.02	-	-	0.65	-	<2	-	-
151.1759	-23.7801	032	32	1.5-2	21/03/2009	ES0904150		Stage 1b	-	-	-	-	-	-	-	-	-	-	-	-	-	-	-	-	-	-	-	-	-	-	-	-	-	-	-	-	-	-	-	-	-	-	-	-
151.1759	-23.7801	032	32	1.8-2	21/03/2009	EB0904884		Stage 1b	-	-	-	-	1.86	-	-	371	-	-	499	-	-	1.5	-	0.8	-	-	-	-	19	-	252	0.4	-	8.6	-	-	-	<0.02	-	-	0.6	-	<2	-	-
151.1759	-23.7801	032	32	1-1.5	21/03/2009	ES0904150		Stage 1b	-	-	-	-	-	-	-	-	-	-	-	-	-	-	-	-	-	-	-	-	-	-	-	-	-	-	-	-	-	-	-	-	-	-	-	-
151.1759	-23.7801	032	32	2.3-2.5	21/03/2009	EB0904884		Stage 1b	-	-	-	-	2.03	-	-	405	-	-	310	-	-	1.5	-	0.5	-	-	-	-	3	-	39	0.06	-	8.7	-	-	-	<0.02	-	-	0.65	-	<2	-	-
151.1759	-23.7801	032	32	2-3	21/03/2009	ES0904150		Stage 1b	-	-	-	-	-	-	-	-	-	-	-	-	-	-	-	-	-	-	-	-	-	-	-	-	-	-	-	-	-	-	-	-	-	-	-	-
151.1759	-23.7801	032	32	3.3-3.5	21/03/2009	EB0904884		Stage 1b	-	-	-	-	2.17	-	-	434	-	-	300	-	-	1.5	-	0.48	-	-	-	-	<1	-	11	<0.02	-	8.7	-	-	-	<0.02	-	-	0.7	-	<2	-	-
151.1759	-23.7801	032	32	3-4	21/03/2009	ES0904150		Stage 1b	-	-	-	-	-	-	-	-	-	-	-	-	-	-	-	-	-	-	-	-	-	-	-	-	-	-	-	-	-	-	-	-	-	-	-	-
151.1759	-23.7801	032	32	4.3-4.5	21/03/2009	EB0904884		Stage 1b	-	-	-	-	1.88	-	-	376	-	-	336	-	-	1.5	-	0.54	-	-	-	-	6	-	85	0.14	-	8.5	-	-	-	<0.02	-	-	0.6	-	<2	-	-
151.1759	-23.7801	032	32	4-5.5	21/03/2009	ES0904150		Stage 1b	-	-	-	-	-	-	-	-	-	-	-	-	-	-	-	-	-	-	-	-	-	-	-	-	-	-	-	-	-	-	-	-	-	-	-	-
151.1759	-23.7801	032	32	5.3-5.5	21/03/2009	EB0904884		Stage 1b	-	-	-	-	2.46	-	-	492	-	-	290	-	-	1.5	-	0.46	-	-	-	-	<1	-	<10	<0.02	-	8.6	-	-	-	<0.02	-	-	0.79	-	<2	-	-
151.1759	-23.7801	32	32	0 - 0.5	21/03/2009	ES0904190		Stage 1b	-	-	-	-	-	-	-	-	-	-	-	-	-	-	-	-	-	-	-	-	-	-	-	-	-	-	-	-	-	-	-	-	-	-	-	-
151.1759	-23.7801	32_0.1	32	0.1	21/03/2009	Field Test		Stage 1b	8.91	3.9	5.01	1	-	-	-	-	-	-	-	-	-	-	-	-	-	-	-	-	-	-	-	-	-	-	-	-	-	-	-	-	-	-	-	-
151.1759	-23.7801	32_0.25	32	0.25	21/03/2009	Field Test		Stage 1b	8.73	5.78	2.95	1	-	-	-	-	-	-	-	-	-	-	-	-	-	-	-	-	-	-	-	-	-	-	-	-	-	-	-	-	-	-	-	-
151.1759	-23.7801	32_0.5	32	0.5	21/03/2009	Field Test		Stage 1b	8.61	5.8	2.81	-	-	-	-	-	-	-	-	-	-	-	-	-	-	-	-	-	-	-	-	-	-	-	-	-	-	-	-	-	-	-	-	-
151.1759	-23.7801	32_0.75	32	0.75	21/03/2009	Field Test		Stage 1b	8.62	2.94	5.68	-	-	-	-	-	-	-	-	-	-	-	-	-	-	-	-	-	-	-	-	-	-	-	-	-	-	-	-	-	-	-	-	-
151.1759	-23.7801	32_1	32	1	21/03/2009	Field Test		Stage 1b	8.79	5.17	3.62	1	-	-	-	-	-	-	-	-	-	-	-	-	-	-	-	-	-	-	-	-	-	-	-	-	-	-	-	-	-	-	-	-
151.1759	-23.7801	32_1.25	32	1.25	21/03/2009	Field Test		Stage 1b	8.9	7.25	1.65	4	-	-	-	-	-	-	-	-	-	-	-	-	-	-	-	-	-	-	-	-	-	-	-	-	-	-	-	-	-	-	-	-
151.1759	-23.7801	32_1.5	32	1.5	21/03/2009	Field Test		Stage 1b	8.71	2.7	6.01	1	-	-	-	-	-	-	-	-	-	-	-	-	-	-	-	-	-	-	-	-	-	-	-	-	-	-	-	-	-	-	-	-
151.1759	-23.7801	32_1.75	32	1.75	21/03/2009	Field Test		Stage 1b	8.9	7.45	1.45	1	-	-	-	-	-	-	-	-	-	-	-	-	-	-	-	-	-	-	-	-	-	-	-	-	-	-	-	-	-	-	-	-
151.1759	-23.7801	32_2	32	2	21/03/2009	Field Test		Stage 1b	8.91	3.03	5.88	1	-	-	-	-	-	-	-	-	-	-	-	-	-	-	-	-	-	-	-	-	-	-	-	-	-	-	-	-	-	-	-	-

									ASS Field Test				ASS																														
									pH (F)	pH Change	pH OX	Reaction Rate	Acid Neutralising Capacity	Acid Reacted Calcium	Acid Reacted Magnesium	acidity - Acid Neutralising Capacity (19A2)	acidity - Acid Reacted Calcium	acidity - Acid Reacted Magnesium	acidity - Chromium Reducible Sulfur (a-22B)	acidity - Excess Acid Neutralising Capacity	acidity - Peroxide Oxidisable Sulfur	ANC Fineness Factor	Calcium in Peroxide	Chromium Reducible Sulfur	Excess Acid Neutralising Capacity	KCl Extractable Calcium	KCl Extractable Magnesium	KCl Extractable Sulfur	Liming Rate	Magnesium in Peroxide	Net Acidity (acidity units)	Net Acidity (sulfur units)	Peroxide Oxidisable Sulfur	pH KCl	sulfidic - Acid Reacted Calcium	sulfidic - Acid Reacted Magnesium	sulfidic - Excess Acid Neutralising Capacity	sulfidic - Titratable Actual Acidity	sulfidic - Titratable Peroxide Acidity	sulfidic - Titratable Sulfidic Acidity	sulfidic-Acid Neutral	Sulfur in Peroxide	Titratable Actual Acidity	Titratable Peroxide Acidity	Titratable Sulfidic Acidity
									pH Unit	pH Units	pH Unit	Units	m H+/t	%	%	mol h+/t	mole H+/t	mole H+/t	m H+/t	mole H+/t	mole H+/t	-	%	% S	%	%	%	%	kg CaCO3/t	%	mole H+/t	%S	%	pH Unit	% S	%S	%S	%S	%S	%S	%	mole H+/t	mole H+/t	mole H+/t
EQL									0.1		0.1	1	0.01	0.02	0.02	10	10	10	10	10	10	0.5	0.02	0.02	0.02	0.02	0.02	0.02	1	0.02	10	0.02	0.02	0.1	0.01	0.02	0.02	0.02	0.02	0.02	0.01	0.02	2	2	2
National Assessment Guidelines for Dredging- Maximum																																											
National Assessment Guidelines for Dredging- Screening																																											
QASSIT 1998 (Field Screen)									5-14	1	5-14	2																															
QASSIT 1998 (Minimum)																															18	0.03											
x coord	**y coord**	**Field ID**	**Core #**	**Depth (m)**	**Date Sample**	**SDG**	**GC Borelog Approved**	**Purpose**																																			
151.1759	-23.7801	32_2.25	32	2.25	21/03/2009	Field Test		Stage 1b	8.85	0.84	8.01	3	-	-	-	-	-	-	-	-	-	-	-	-	-	-	-	-	-	-	-	-	-	-	-	-	-	-	-	-	-	-	-
151.1759	-23.7801	32_2.5	32	2.5	21/03/2009	Field Test		Stage 1b	8.77	2.69	6.08	2	-	-	-	-	-	-	-	-	-	-	-	-	-	-	-	-	-	-	-	-	-	-	-	-	-	-	-	-	-	-	-
151.1759	-23.7801	32_2.75	32	2.75	21/03/2009	Field Test		Stage 1b	8.63	5.83	2.8	1	-	-	-	-	-	-	-	-	-	-	-	-	-	-	-	-	-	-	-	-	-	-	-	-	-	-	-	-	-	-	-
151.1759	-23.7801	32_3	32	3	21/03/2009	Field Test		Stage 1b	8.48	4.3	4.18	1	-	-	-	-	-	-	-	-	-	-	-	-	-	-	-	-	-	-	-	-	-	-	-	-	-	-	-	-	-	-	-
151.1759	-23.7801	32_3.25	32	3.25	21/03/2009	Field Test		Stage 1b	7.98	5.08	2.9	1	-	-	-	-	-	-	-	-	-	-	-	-	-	-	-	-	-	-	-	-	-	-	-	-	-	-	-	-	-	-	-
151.1759	-23.7801	32_3.5	32	3.5	21/03/2009	Field Test		Stage 1b	8.66	3.46	5.2	1	-	-	-	-	-	-	-	-	-	-	-	-	-	-	-	-	-	-	-	-	-	-	-	-	-	-	-	-	-	-	-
151.1759	-23.7801	32_3.75	32	3.75	21/03/2009	Field Test		Stage 1b	8.55	6.48	2.07	1	-	-	-	-	-	-	-	-	-	-	-	-	-	-	-	-	-	-	-	-	-	-	-	-	-	-	-	-	-	-	-
151.1759	-23.7801	32_4	32	4	21/03/2009	Field Test		Stage 1b	8.49	5.49	3	1	-	-	-	-	-	-	-	-	-	-	-	-	-	-	-	-	-	-	-	-	-	-	-	-	-	-	-	-	-	-	-
151.1759	-23.7801	32_4.25	32	4.25	21/03/2009	Field Test		Stage 1b	8.47	0.86	7.61	1	-	-	-	-	-	-	-	-	-	-	-	-	-	-	-	-	-	-	-	-	-	-	-	-	-	-	-	-	-	-	-
151.1759	-23.7801	32_4.5	32	4.5	21/03/2009	Field Test		Stage 1b	8.5	6.45	2.05	1	-	-	-	-	-	-	-	-	-	-	-	-	-	-	-	-	-	-	-	-	-	-	-	-	-	-	-	-	-	-	-
151.1759	-23.7801	32_4.75	32	4.75	21/03/2009	Field Test		Stage 1b	8.24	5.91	2.33	1	-	-	-	-	-	-	-	-	-	-	-	-	-	-	-	-	-	-	-	-	-	-	-	-	-	-	-	-	-	-	-
151.1759	-23.7801	32_5	32	5	21/03/2009	Field Test		Stage 1b	8.57	6.26	2.31	1	-	-	-	-	-	-	-	-	-	-	-	-	-	-	-	-	-	-	-	-	-	-	-	-	-	-	-	-	-	-	-
151.1759	-23.7801	32_5.25	32	5.25	21/03/2009	Field Test		Stage 1b	8.41	5.37	3.04	1	-	-	-	-	-	-	-	-	-	-	-	-	-	-	-	-	-	-	-	-	-	-	-	-	-	-	-	-	-	-	-
151.1759	-23.7801	32_5.5	32	5.5	21/03/2009	Field Test		Stage 1b	8.43	4.96	3.47	1	-	-	-	-	-	-	-	-	-	-	-	-	-	-	-	-	-	-	-	-	-	-	-	-	-	-	-	-	-	-	-
151.1759	-23.7801	D03_2103(	32	0.5-1	21/03/2009	ES0904150		Stage 1b	-	-	-	-	-	-	-	-	-	-	-	-	-	-	-	-	-	-	-	-	-	-	-	-	-	-	-	-	-	-	-	-	-	-	-
151.1759	-23.7801	D04_2103(	32	1-1.5	21/03/2009	ES0904150		Stage 1b	-	-	-	-	-	-	-	-	-	-	-	-	-	-	-	-	-	-	-	-	-	-	-	-	-	-	-	-	-	-	-	-	-	-	-
151.1764	-23.7834	28	28	0 - 0.1	23/03/2009	EB0904884		Stage 1b	-	-	-	-	8.68	-	-	1730	-	-	12	-	-	1.5	-	<0.02	-	-	-	-	<1	-	<10	<0.02	-	9.4	-	-	-	<0.02	-	-	2.78	-	<2	-	-
151.1764	-23.7834	28	28	0 - 0.5	23/03/2009	ES0904349		Stage 1b	-	-	-	-	-	-	-	-	-	-	-	-	-	-	-	-	-	-	-	-	-	-	-	-	-	-	-	-	-	-	-	-	-	-	-
151.1764	-23.7834	28	28	0 - 0.5	23/03/2009	ES0904973		Stage 1b	-	-	-	-	-	-	-	-	-	-	-	-	-	-	-	-	-	-	-	-	-	-	-	-	-	-	-	-	-	-	-	-	-	-	-
151.1764	-23.7834	28	28	0.3-0.5	23/03/2009	EB0904884		Stage 1b	-	-	-	-	18.8	-	-	3770	-	-	113	-	-	1.5	-	0.18	-	-	-	-	<1	-	<10	<0.02	-	9.3	-	-	-	<0.02	-	-	6.04	-	<2	-	-
151.1764	-23.7834	28	28	0.5-1	23/03/2009	ES0904349		Stage 1b	-	-	-	-	-	-	-	-	-	-	-	-	-	-	-	-	-	-	-	-	-	-	-	-	-	-	-	-	-	-	-	-	-	-	-
151.1764	-23.7834	28	28	0.8-1	23/03/2009	EB0904884		Stage 1b	-	-	-	-	6.57	-	-	1310	-	-	173	-	-	1.5	-	0.28	-	-	-	-	<1	-	<10	<0.02	-	9.2	-	-	-	<0.02	-	-	2.1	-	<2	-	-
151.1764	-23.7834	28	28	1.3-1.5	23/03/2009	EB0904884		Stage 1b	-	-	-	-	4.29	-	-	857	-	-	314	-	-	1.5	-	0.5	-	-	-	-	<1	-	<10	<0.02	-	8.9	-	-	-	<0.02	-	-	1.37	-	<2	-	-
151.1764	-23.7834	28	28	1.5-2.1	23/03/2009	ES0904349		Stage 1b	-	-	-	-	-	-	-	-	-	-	-	-	-	-	-	-	-	-	-	-	-	-	-	-	-	-	-	-	-	-	-	-	-	-	-
151.1764	-23.7834	28	28	1.8-2	23/03/2009	EB0904884		Stage 1b	-	-	-	-	7.38	-	-	1470	-	-	300	-	-	1.5	-	0.48	-	-	-	-	<1	-	<10	<0.02	-	9	-	-	-	<0.02	-	-	2.36	-	<2	-	-
151.1764	-23.7834	28	28	1-1.5	23/03/2009	ES0904349		Stage 1b	-	-	-	-	-	-	-	-	-	-	-	-	-	-	-	-	-	-	-	-	-	-	-	-	-	-	-	-	-	-	-	-	-	-	-
151.1764	-23.7834	28	28	2.1-3.2	23/03/2009	ES0904349		Stage 1b	-	-	-	-	-	-	-	-	-	-	-	-	-	-	-	-	-	-	-	-	-	-	-	-	-	-	-	-	-	-	-	-	-	-	-
151.1764	-23.7834	28	28	2.3-2.5	23/03/2009	EB0904884		Stage 1b	-	-	-	-	0.79	-	-	158	-	-	<10	-	-	1.5	-	<0.02	-	-	-	-	<1	-	<10	<0.02	-	7.9	-	-	-	<0.02	-	-	0.25	-	<2	-	-
151.1764	-23.7834	28	28	2.8-3	23/03/2009	EB0904884		Stage 1b	-	-	-	-	0.72	-	-	144	-	-	24	-	-	1.5	-	0.04	-	-	-	-	<1	-	<10	<0.02	-	7.1	-	-	-	<0.02	-	-	0.23	-	<2	-	-
151.1764	-23.7834	28_0.1	28	0.1	23/03/2009	Field Test		Stage 1b	9.03	3.01	6.02	1	-	-	-	-	-	-	-	-	-	-	-	-	-	-	-	-	-	-	-	-	-	-	-	-	-	-	-	-	-	-	-
151.1764	-23.7834	28_0.25	28	0.25	23/03/2009	Field Test		Stage 1b	9.07	2.91	6.16	-	-	-	-	-	-	-	-	-	-	-	-	-	-	-	-	-	-	-	-	-	-	-	-	-	-	-	-	-	-	-	-
151.1764	-23.7834	28_0.5	28	0.5	23/03/2009	Field Test		Stage 1b	9.01	2.95	6.06	1	-	-	-	-	-	-	-	-	-	-	-	-	-	-	-	-	-	-	-	-	-	-	-	-	-	-	-	-	-	-	-
151.1764	-23.7834	28_0.75	28	0.75	23/03/2009	Field Test		Stage 1b	8.86	2.73	6.13	-	-	-	-	-	-	-	-	-	-	-	-	-	-	-	-	-	-	-	-	-	-	-	-	-	-	-	-	-	-	-	-
151.1764	-23.7834	28_1	28	1	23/03/2009	Field Test		Stage 1b	8.64	2.63	6.01	1	-	-	-	-	-	-	-	-	-	-	-	-	-	-	-	-	-	-	-	-	-	-	-	-	-	-	-	-	-	-	-
151.1764	-23.7834	28_1.25	28	1.25	23/03/2009	Field Test		Stage 1b	8.78	2.85	5.93	1	-	-	-	-	-	-	-	-	-	-	-	-	-	-	-	-	-	-	-	-	-	-	-	-	-	-	-	-	-	-	-
151.1764	-23.7834	28_1.5	28	1.5	23/03/2009	Field Test		Stage 1b	8.82	2.84	5.98	1	-	-	-	-	-	-	-	-	-	-	-	-	-	-	-	-	-	-	-	-	-	-	-	-	-	-	-	-	-	-	-
151.1764	-23.7834	28_1.75	28	1.75	23/03/2009	Field Test		Stage 1b	8.74	6.91	1.83	1	-	-	-	-	-	-	-	-	-	-	-	-	-	-	-	-	-	-	-	-	-	-	-	-	-	-	-	-	-	-	-
151.1764	-23.7834	28_2	28	2	23/03/2009	Field Test		Stage 1b	8.79	2.64	6.15	1	-	-	-	-	-	-	-	-	-	-	-	-	-	-	-	-	-	-	-	-	-	-	-	-	-	-	-	-	-	-	-
151.1764	-23.7834	28_2.25	28	2.25	23/03/2009	Field Test		Stage 1b	7.42	1.93	5.49	-	-	-	-	-	-	-	-	-	-	-	-	-	-	-	-	-	-	-	-	-	-	-	-	-	-	-	-	-	-	-	-
151.1764	-23.7834	28_2.5	28	2.5	23/03/2009	Field Test		Stage 1b	7.87	1.39	6.48	1	-	-	-	-	-	-	-	-	-	-	-	-	-	-	-	-	-	-	-	-	-	-	-	-	-	-	-	-	-	-	-
151.1764	-23.7834	28_2.75	28	2.75	23/03/2009	Field Test		Stage 1b	7.24	1.55	5.69	-	-	-	-	-	-	-	-	-	-	-	-	-	-	-	-	-	-	-	-	-	-	-	-	-	-	-	-	-	-	-	-
151.1764	-23.7834	28_3	28	3	23/03/2009	Field Test		Stage 1b	7.44	1.44	6	-	-	-	-	-	-	-	-	-	-	-	-	-	-	-	-	-	-	-	-	-	-	-	-	-	-	-	-	-	-	-	-
151.1764	-23.7834	28_3.25	28	3.25	23/03/2009	Field Test		Stage 1b	7.67	1.52	6.15	-	-	-	-	-	-	-	-	-	-	-	-	-	-	-	-	-	-	-	-	-	-	-	-	-	-	-	-	-	-	-	-
151.1769	-23.7816	013	13	0 - 0.1	21/03/2009	EB0904884		Stage 1b	-	-	-	-	20	-	-	3990	-	-	37	-	-	1.5	-	0.06	-	-	-	-	<1	-	<10	<0.02	-	9.5	-	-	-	<0.02	-	-	6.39	-	<2	-	-
151.1769	-23.7816	013	13	0 - 0.5	21/03/2009	ES0904150		Stage 1b	-	-	-	-	-	-	-	-	-	-	-	-	-	-	-	-	-	-	-	-	-	-	-	-	-	-	-	-	-	-	-	-	-	-	-
151.1769	-23.7816	013	13	0.3-0.5	21/03/2009	EB0904884		Stage 1b	-	-	-	-	19.2	-	-	3830	-	-	162	-	-	1.5	-	0.26	-	-	-	-	<1	-	<10	<0.02	-	9.4	-	-	-	<0.02	-	-	6.14	-	<2	-	-
151.1769	-23.7816	013	13	0.5-1	21/03/2009	ES0904150		Stage 1b	-	-	-	-	-	-	-	-	-	-	-	-	-	-	-	-	-	-	-	-	-	-	-	-	-	-	-	-	-	-	-	-	-	-	-
151.1769	-23.7816	013	13	0.8-1	21/03/2009	EB0904884		Stage 1b	-	-	-	-	2.99	-	-	598	-	-	502	-	-	1.5	-	0.8	-	-	-	-	8	-	104	0.17	-	8.9	-	-	-	<0.02	-	-	0.96	-	<2	-	-
151.1769	-23.7816	013	13	1.3-1.5	21/03/2009	EB0904884		Stage 1b	-	-	-	-	2.08	-	-	415	-	-	815	-	-	1.5	-	1.31	-	-	-	-	40	-	538	0.86	-	8.8	-	-	-	<0.02	-	-	0.66	-	<2	-	-
151.1769	-23.7816	013	13	1.5-2	21/03/2009	ES0904150		Stage 1b	-	-	-	-	-	-	-	-	-	-	-	-	-	-	-	-	-	-	-	-	-	-	-	-	-	-	-	-	-	-	-	-	-	-	-
151.1769	-23.7816	013	13	1.8-2	21/03/2009	EB0904884		Stage 1b	-	-	-	-	2.22	-	-	444	-	-	267	-	-	1.5	-	0.43	-	-	-	-	<1	-	<10	<0.02	-	8.6	-	-	-	<0.02	-	-	0.71	-	<2	-	-
151.1769	-23.7816	013	13	1-1.5	21/03/2009	ES0904150		Stage 1b	-	-	-	-	-	-	-	-	-	-	-	-	-	-	-	-	-	-	-	-	-	-	-	-	-	-	-	-	-	-	-	-	-	-	-
151.1769	-23.7816	013	13	2.3-2.5	21/03/2009	EB0904884		Stage 1b	-	-	-	-	2.27	-	-	453	-	-	240	-	-	1.5	-	0.38	-	-	-	-	<1	-	<10	<0.02	-	8.7	-	-	-	<0.02	-	-	0.73	-	<2	-	-
151.1769	-23.7816	013	13	2-3	21/03/2009	ES0904150		Stage 1b	-	-	-	-	-	-	-	-	-	-	-	-	-	-	-	-	-	-	-	-	-	-	-	-	-	-	-	-	-	-	-	-	-	-	-
151.1769	-23.7816	013	13	3.3-3.5	21/03/2009	EB0904884		Stage 1b	-	-	-	-	2.46	-	-	492	-	-	225	-	-	1.5	-	0.36	-	-	-	-	<1	-	<10	<0.02	-	8.7	-	-	-	<0.02	-	-	0.79	-	<2	-	-
151.1769	-23.7816	013	13	3-4	21/03/2009	ES0904150		Stage 1b	-	-	-	-	-	-	-	-	-	-	-	-	-	-	-	-	-	-	-	-	-	-	-	-	-	-	-	-	-	-	-	-	-	-	-
151.1769	-23.7816	013	13	4.3-4.5	21/03/2009	EB0904884		Stage 1b	-	-	-	-	2.8	-	-	559	-	-	287	-	-	1.5	-	0.46	-	-	-	-	<1	-	<10	<0.02	-	8.6	-	-	-	<0.02	-	-	0.9	-	<2	-	-
151.1769	-23.7816	013	13	4-5.5	21/03/2009	ES0904150		Stage 1b	-	-	-	-	-	-	-	-	-	-	-	-	-	-	-	-	-	-	-	-	-	-	-	-	-	-	-	-	-	-	-	-	-	-	-
151.1769	-23.7816	013	13	5.3-5.5	21/03/2009	EB0904884		Stage 1b	-	-	-	-	3.04	-	-	608	-	-	235	-	-	1.5	-	0.38	-	-	-	-	<1	-	<10	<0.02	-	8.7	-	-	-	<0.02	-	-	0.97	-	<2	-	-
151.1769	-23.7816	13	13	0 - 0.5	21/03/2009	ES0904190		Stage 1b	-	-	-	-	-	-	-	-	-	-	-	-	-	-	-	-	-	-	-	-	-	-	-	-	-	-	-	-	-	-	-	-	-	-	-
151.1769	-23.7816	13	13	2-2.5	21/03/2009	ES0904190		Stage 1b	-	-	-	-	-	-	-	-	-	-	-	-	-	-	-	-	-	-	-	-	-	-	-	-	-	-	-	-	-	-	-	-	-	-	-
151.1769	-23.7816	13_0.1	13	0.1	21/03/2009	Field Test		Stage 1b	8.71	3.93	4.78	2	-	-	-	-	-	-	-	-	-	-	-	-	-	-	-	-	-	-	-	-	-	-	-	-	-	-	-	-	-	-	-
151.1769	-23.7816	13_0.25	13	0.25	21/03/2009	Field Test		Stage 1b	8.8	4.08	4.72	2	-	-	-	-	-	-	-	-	-	-	-	-	-	-	-	-	-	-	-	-	-	-	-	-	-	-	-	-	-	-	-
151.1769	-23.7816	13_0.5	13	0.5	21/03/2009	Field Test		Stage 1b	8.86	2.64	6.22	-	-	-	-	-	-	-	-	-	-	-	-	-	-	-	-	-	-	-	-	-	-	-	-	-	-	-	-	-	-	-	-
151.1769	-23.7816	13_0.75	13	0.75	21/03/2009	Field Test		Stage 1b	8.64	2.87	5.77	-	-	-	-	-	-	-	-	-	-	-	-	-	-	-	-	-	-	-	-	-	-	-	-	-	-	-	-	-	-	-	-
151.1769	-23.7816	13_1	13	1	21/03/2009	Field Test		Stage 1b	8.74	2.82	5.92	-	-	-	-	-	-	-	-	-	-	-	-	-	-	-	-	-	-	-	-	-	-	-	-	-	-	-	-	-	-	-	-
151.1769	-23.7816	13_1.25	13	1.25	21/03/2009	Field Test		Stage 1b	8.61	3.11	5.5	-	-	-	-	-	-	-	-	-	-	-	-	-	-	-	-	-	-	-	-	-	-	-	-	-	-	-	-	-	-	-	-
151.1769	-23.7816	13_1.5	13	1.5	21/03/2009	Field Test		Stage 1b	8.82	5.5	3.32	-	-	-	-	-	-	-	-	-	-	-	-	-	-	-	-	-	-	-	-	-	-	-	-	-	-	-	-	-	-	-	-
151.1769	-23.7816	13_1.75	13	1.75	21/03/2009	Field Test		Stage 1b	8.79	2.95	5.84	-	-	-	-	-	-	-	-	-	-	-	-	-	-	-	-	-	-	-	-	-	-	-	-	-	-	-	-	-	-	-	-
151.1769	-23.7816	13_2	13	2	21/03/2009	Field Test		Stage 1b	8.72	5.85	2.87	-	-	-	-	-	-	-	-	-	-	-	-	-	-	-	-	-	-	-	-	-	-	-	-	-	-	-	-	-	-	-	-
151.1769	-23.7816	13_2.25	13	2.25	21/03/2009	Field Test		Stage 1b	8.72	6.15	2.57	-	-	-	-	-	-	-	-	-	-	-	-	-	-	-	-	-	-	-	-	-	-	-	-	-	-	-	-	-	-	-	-
151.1769	-23.7816	13_2.5	13	2.5	21/03/2009	Field Test		Stage 1b	8.69	4.99	3.7	-	-	-	-	-	-	-	-	-	-	-	-	-	-	-	-	-	-	-	-	-	-	-	-	-	-	-	-	-	-	-	-
151.1769	-23.7816	13_2.75	13	2.75	21/03/2009	Field Test		Stage 1b	8.54	0.71	7.83	3	-	-	-	-	-	-	-	-	-	-	-	-	-	-	-	-	-	-	-	-	-	-	-	-	-	-	-	-	-	-	-
151.1769	-23.7816	13_3	13	3	21/03/2009	Field Test		Stage 1b	8.51	2.63	5.88	-	-	-	-	-	-	-	-	-	-	-	-	-	-	-	-	-	-	-	-	-	-	-	-	-	-	-	-	-	-	-	-
151.1769	-23.7816	13_3.25	13	3.25	21/03/2009	Field Test		Stage 1b	8.46	2.95	5.51	-	-	-	-	-	-	-	-	-	-	-	-	-	-	-	-	-	-	-	-	-	-	-	-	-	-	-	-	-	-	-	-
151.1769	-23.7816	13_3.5	13	3.5	21/03/2009	Field Test		Stage 1b	8.7	2.68	6.02	-	-	-	-	-	-	-	-	-	-	-	-	-	-	-	-	-	-	-	-	-	-	-	-	-	-	-	-	-	-	-	-
151.1769	-23.7816	13_3.75	13	3.75	21/03/2009	Field Test		Stage 1b	8.68	3	5.68	-	-	-	-	-	-	-	-	-	-	-	-	-	-	-	-	-	-	-	-	-	-	-	-	-	-	-	-	-	-	-	-
151.1769	-23.7816	13_4	13	4	21/03/2009	Field Test		Stage 1b	8.57	7.04	1.53	-	-	-	-	-	-	-	-	-	-	-	-	-	-	-	-	-	-	-	-	-	-	-	-	-	-	-	-	-	-	-	-
151.1769	-23.7816	13_4.25	13	4.25	21/03/2009	Field Test		Stage 1b	7.94	4.33	3.61	-	-	-	-	-	-	-	-	-	-	-	-	-	-	-	-	-	-	-	-	-	-	-	-	-	-	-	-	-	-	-	-
151.1769	-23.7816	13_4.5	13	4.5	21/03/2009	Field Test		Stage 1b	8.76	6.79	1.97	-	-	-	-	-	-	-	-	-	-	-	-	-	-	-	-	-	-	-	-	-	-	-	-	-	-	-	-	-	-	-	-
151.1769	-23.7816	13_4.75	13	4.75	21/03/2009	Field Test		Stage 1b	7.9	4.21	3.69	-	-	-	-	-	-	-	-	-	-	-	-	-	-	-	-	-	-	-	-	-	-	-	-	-	-	-	-	-	-	-	-
151.1769	-23.7816	13_5	13	5	21/03/2009	Field Test		Stage 1b	8.74	6.87	1.87	4	-	-	-	-	-	-	-	-	-	-	-	-	-	-	-	-	-	-	-	-	-	-	-	-	-	-	-	-	-	-	-
151.1769	-23.7816	13_5.25	13	5.25	21/03/2009	Field Test		Stage 1b	8.58	6	2.58	-	-	-	-	-	-	-	-	-	-	-	-	-	-	-	-	-	-	-	-	-	-	-	-	-	-	-	-	-	-	-	-
151.1769	-23.7816	13_5.5	13	5.5	21/03/2009	Field Test		Stage 1b	8.5	3.85	4.65	-	-	-	-	-	-	-	-	-	-	-	-	-	-	-	-	-	-	-	-	-	-	-	-	-	-	-	-	-	-	-	-
151.1769	-23.7816	D01_2103(	13	0.8-1	21/03/2009	EB0904884		Stage 1b	-	-	-	-	4.1	-	-	820	-	-	422	-	-	1.5	-	0.68	-	-	-	-	<1	-	<10	<0.02	-	9	-	-	-	<0.02	-	-	1.31	-	<2	-	-
151.1769	-23.7816	D02_2103(	13	1.3-1.5	21/03/2009	EB0904884		Stage 1b	-	-	-	-	1.98	-	-	395	-	-	389	-	-	1.5	-	0.62	-	-	-	-	9	-	125	0.2	-	8.7	-	-	-	<0.02	-	-	0.63	-	<2	-	-
151.1773	-23.7804	4184	4184	0 - 0.1	1/05/2009	EB0907169		Stage 1b	-	-	-	-	13.9	-	-	2770	-	-	115	-	-	1.5	-	0.18	-	-	-	-	<1	-	<10	<0.02	-	9	-	-	-	<0.02	-	-	4.44	-	<2	-	-
151.1773	-23.7804	4184	4184	0 - 0.5	1/05/2009	ES0906525		Stage 1b	-	-	-	-	-	-	-	-	-	-	-	-	-	-	-	-	-	-	-	-	-	-	-	-	-	-	-	-	-	-	-	-	-	-	-
151.1773	-23.7804	4184	4184	0 - 0.5	1/05/2009	ES0906569		Stage 1b	-	-	-	-	-	-	-	-	-	-	-	-	-	-	-	-	-	-	-	-	-	-	-	-	-	-	-	-	-	-	-	-	-	-	-
151.1773	-23.7804	4184	4184	0.3-0.5	1/05/2009	EB0907169		Stage 1b	-	-	-	-	3.82	-	-	763	-	-	754	-	-	1.5	-	1.21	-	-	-	-	18	-	245	0.39	-	8.8	-	-	-	<0.02	-	-	1.22	-	<2	-	-
151.1773	-23.7804	4184	4184	0.5-1	1/05/2009	ES0906525		Stage 1b	-	-	-	-	-	-	-	-	-	-	-	-	-	-	-	-	-	-	-	-	-	-	-	-	-	-	-	-	-	-	-	-	-	-	-
151.1773	-23.7804	4184	4184	0.8-1	1/05/2009	EB0907169		Stage 1b	-	-	-	-	2.37	-	-	473	-	-	610	-	-	1.5	-	0.98	-	-	-	-	22	-	294	0.47	-	8.6	-	-	-	<0.02	-	-	0.76	-	<2	-	-
151.1773	-23.7804	4184	4184	1.3-1.5	1/05/2009	EB0907169		Stage 1b	-	-	-	-	2.25	-	-	449	-	-	453	-	-	1.5	-	0.73	-	-	-	-	12	-	154	0.25	-	8.5	-	-	-	<0.02	-	-	0.72	-	<2	-	-
151.1773	-23.7804	4184	4184	1.5-2	1/05/2009	ES0906525		Stage 1b	-	-	-	-	-	-	-	-	-	-	-	-	-	-	-	-	-	-	-	-	-	-	-	-	-	-	-	-	-	-	-	-	-	-	-
151.1773	-23.7804	4184	4184	1.8-2	1/05/2009	EB0907169		Stage 1b	-	-	-	-	1.62	-	-	324	-	-	336	-	-	1.5	-	0.54	-	-	-	-	9	-	120	0.19	-	8.5	-	-	-	<0.02	-	-	0.52	-	<2	-	-
151.1773	-23.7804	4184	4184	1-1.5	1/05/2009	ES0906525		Stage 1b	-	-	-	-	-	-	-	-	-	-	-	-	-	-	-	-	-	-	-	-	-	-	-	-	-	-	-	-	-	-	-	-	-	-	-
151.1773	-23.7804	4184	4184	2.3-2.5	1/05/2009	EB0907169		Stage 1b	-	-	-	-	2.49	-	-	498	-	-	274	-	-	1.5	-	0.44	-	-	-	-	<1	-	<10	<0.02	-	8.5	-	-	-	<0.02	-	-	0.8	-	<2	-	-
151.1773	-23.7804	4184	4184	2-3	1/05/2009	ES0906525		Stage 1b	-	-	-	-	-	-	-	-	-	-	-	-	-	-	-	-	-	-	-	-	-	-	-	-	-	-	-	-	-	-	-	-	-	-	-

									ASS Field Test				ASS																																
									pH (F)	pH Change	pH OX	Reaction Rate	Acid Neutralising Capacity	Acid Reacted Calcium	Acid Reacted Magnesium	acidity - Acid Neutralising Capacity (19A2)	acidity - Acid Reacted Calcium	acidity - Acid Reacted Magnesium	acidity - Chromium Reducible Sulfur (a-22B)	acidity - Excess Acid Neutralising Capacity	acidity - Peroxide Oxidisable Sulfur	ANC Fineness Factor	Calcium in Peroxide	Chromium Reducible Sulfur	Excess Acid Neutralising Capacity	KCl Extractable Calcium	KCl Extractable Magnesium	KCl Extractable Sulfur	Liming Rate	Magnesium in Peroxide	Net Acidity (acidity units)	Net Acidity (sulfur units)	Peroxide Oxidisable Sulfur	pH KCl	sulfidic - Acid Reacted Calcium	sulfidic - Acid Reacted Magnesium	sulfidic - Excess Acid Neutralising Capacity	sulfidic - Titratable Actual Acidity	sulfidic - Titratable Peroxide Acidity	sulfidic - Titratable Sulfidic Acidity	sulfidic-Acid Neutral	Sulfur in Peroxide	Titratable Actual Acidity	Titratable Peroxide Acidity	Titratable Sulfidic Acidity
									pH Unit	pH Units	pH Unit	Units	m H+/t	%	%	mol h+/t	mole H+/t	mole H+/t	m H+/t	mole H+/t	mole H+/t	-	%	% S	%	%	%	%	%	kg CaCO3/t	%	mole H+/t	%S	%	pH Unit	% S	%S	%S	%S	%S	%S	%S	%	mole H+/t	mole H+/t	mole H+/t
EQL									0.1		0.1	1	0.01	0.02	0.02	10	10	10	10	10	10	0.5	0.02	0.02	0.02	0.02	0.02	0.02	1	0.02	10	0.02	0.02	0.1	0.01	0.02	0.02	0.02	0.02	0.02	0.01	0.02	2	2	2
National Assessment Guidelines for Dredging- Maximum																																													
National Assessment Guidelines for Dredging- Screening																																													
QASSIT 1998 (Field Screen)									5-14	1	5-14	2																																	
QASSIT 1998 (Minimum)																															18	0.03													
x coord	y coord	Field ID	Core #	Depth (m)	Date Sample	SDG	GC Borelog Approved	Purpose																																					
151.1773	-23.7804	4184	4184	3.3-3.5	1/05/2009	EB0907169		Stage 1b	-	-	-	-	1.74	-	-	348	-	-	414	-	-	1.5	-	0.66	-	-	-	-	14	-	182	0.29	-	8.5	-	-	-	<0.02	-	-	0.56	-	<2	-	-
151.1773	-23.7804	4184	4184	3-4	1/05/2009	ES0906525		Stage 1b	-	-	-	-	-	-	-	-	-	-	-	-	-	-	-	-	-	-	-	-	-	-	-	-	-	-	-	-	-	-	-	-	-	-	-	-	-	-	-
151.1773	-23.7804	4184	4184	4.3-4.5	1/05/2009	EB0907169		Stage 1b	-	-	-	-	1.4	-	-	280	-	-	346	-	-	1.5	-	0.55	-	-	-	-	12	-	159	0.26	-	8.3	-	-	-	<0.02	-	-	0.45	-	<2	-	-
151.1773	-23.7804	4184	4184	4-5.5	1/05/2009	ES0906525		Stage 1b	-	-	-	-	-	-	-	-	-	-	-	-	-	-	-	-	-	-	-	-	-	-	-	-	-	-	-	-	-	-	-	-	-	-	-	-	-	-	-
151.1773	-23.7804	4184	4184	5.3-5.5	1/05/2009	EB0907169		Stage 1b	-	-	-	-	5.03	-	-	1000	-	-	198	-	-	1.5	-	0.32	-	-	-	-	<1	-	<10	<0.02	-	8.4	-	-	-	<0.02	-	-	1.61	-	<2	-	-
151.1773	-23.7804	4184_0.1	4184	0.1	1/05/2009	Field Test		Stage 1b	8.52	2.71	5.81	1	-	-	-	-	-	-	-	-	-	-	-	-	-	-	-	-	-	-	-	-	-	-	-	-	-	-	-	-	-	-	-	-	-
151.1773	-23.7804	4184_0.25	4184	0.25	1/05/2009	Field Test		Stage 1b	8.65	2.74	5.91	1	-	-	-	-	-	-	-	-	-	-	-	-	-	-	-	-	-	-	-	-	-	-	-	-	-	-	-	-	-	-	-	-	-
151.1773	-23.7804	4184_0.5	4184	0.5	1/05/2009	Field Test		Stage 1b	8.33	2.11	6.22	3	-	-	-	-	-	-	-	-	-	-	-	-	-	-	-	-	-	-	-	-	-	-	-	-	-	-	-	-	-	-	-	-	-
151.1773	-23.7804	4184_0.75	4184	0.75	1/05/2009	Field Test		Stage 1b	8.76	2.73	6.03	3	-	-	-	-	-	-	-	-	-	-	-	-	-	-	-	-	-	-	-	-	-	-	-	-	-	-	-	-	-	-	-	-	-
151.1773	-23.7804	4184_1	4184	1	1/05/2009	Field Test		Stage 1b	8.28	2.97	5.31	4	-	-	-	-	-	-	-	-	-	-	-	-	-	-	-	-	-	-	-	-	-	-	-	-	-	-	-	-	-	-	-	-	-
151.1773	-23.7804	4184_1.25	4184	1.25	1/05/2009	Field Test		Stage 1b	7.85	3.2	4.65	4	-	-	-	-	-	-	-	-	-	-	-	-	-	-	-	-	-	-	-	-	-	-	-	-	-	-	-	-	-	-	-	-	-
151.1773	-23.7804	4184_1.5	4184	1.5	1/05/2009	Field Test		Stage 1b	8.02	5.44	2.58	4	-	-	-	-	-	-	-	-	-	-	-	-	-	-	-	-	-	-	-	-	-	-	-	-	-	-	-	-	-	-	-	-	-
151.1773	-23.7804	4184_1.75	4184	1.75	1/05/2009	Field Test		Stage 1b	6.54	4.79	1.75	4	-	-	-	-	-	-	-	-	-	-	-	-	-	-	-	-	-	-	-	-	-	-	-	-	-	-	-	-	-	-	-	-	-
151.1773	-23.7804	4184_2	4184	2	1/05/2009	Field Test		Stage 1b	7.23	4.57	2.66	2	-	-	-	-	-	-	-	-	-	-	-	-	-	-	-	-	-	-	-	-	-	-	-	-	-	-	-	-	-	-	-	-	-
151.1773	-23.7804	4184_2.25	4184	2.25	1/05/2009	Field Test		Stage 1b	8.16	5.79	2.37	4	-	-	-	-	-	-	-	-	-	-	-	-	-	-	-	-	-	-	-	-	-	-	-	-	-	-	-	-	-	-	-	-	-
151.1773	-23.7804	4184_2.5	4184	2.5	1/05/2009	Field Test		Stage 1b	8.11	0.31	7.8	3	-	-	-	-	-	-	-	-	-	-	-	-	-	-	-	-	-	-	-	-	-	-	-	-	-	-	-	-	-	-	-	-	-
151.1773	-23.7804	4184_2.75	4184	2.75	1/05/2009	Field Test		Stage 1b	8	1.23	6.77	3	-	-	-	-	-	-	-	-	-	-	-	-	-	-	-	-	-	-	-	-	-	-	-	-	-	-	-	-	-	-	-	-	-
151.1773	-23.7804	4184_3	4184	3	1/05/2009	Field Test		Stage 1b	6.86	-0.48	7.34	3	-	-	-	-	-	-	-	-	-	-	-	-	-	-	-	-	-	-	-	-	-	-	-	-	-	-	-	-	-	-	-	-	-
151.1773	-23.7804	4184_3.25	4184	3.25	1/05/2009	Field Test		Stage 1b	7.56	5.76	1.8	2	-	-	-	-	-	-	-	-	-	-	-	-	-	-	-	-	-	-	-	-	-	-	-	-	-	-	-	-	-	-	-	-	-
151.1773	-23.7804	4184_3.5	4184	3.5	1/05/2009	Field Test		Stage 1b	7.96	5.63	2.33	3	-	-	-	-	-	-	-	-	-	-	-	-	-	-	-	-	-	-	-	-	-	-	-	-	-	-	-	-	-	-	-	-	-
151.1773	-23.7804	4184_3.75	4184	3.75	1/05/2009	Field Test		Stage 1b	7.94	4.46	3.48	3	-	-	-	-	-	-	-	-	-	-	-	-	-	-	-	-	-	-	-	-	-	-	-	-	-	-	-	-	-	-	-	-	-
151.1773	-23.7804	4184_4	4184	4	1/05/2009	Field Test		Stage 1b	8.07	1.87	6.2	2	-	-	-	-	-	-	-	-	-	-	-	-	-	-	-	-	-	-	-	-	-	-	-	-	-	-	-	-	-	-	-	-	-
151.1773	-23.7804	4184_4.25	4184	4.25	1/05/2009	Field Test		Stage 1b	7.91	5.93	1.98	4	-	-	-	-	-	-	-	-	-	-	-	-	-	-	-	-	-	-	-	-	-	-	-	-	-	-	-	-	-	-	-	-	-
151.1773	-23.7804	4184_4.5	4184	4.5	1/05/2009	Field Test		Stage 1b	8.12	6.15	1.97	3	-	-	-	-	-	-	-	-	-	-	-	-	-	-	-	-	-	-	-	-	-	-	-	-	-	-	-	-	-	-	-	-	-
151.1773	-23.7804	4184_4.75	4184	4.75	1/05/2009	Field Test		Stage 1b	8.27	4.63	3.64	3	-	-	-	-	-	-	-	-	-	-	-	-	-	-	-	-	-	-	-	-	-	-	-	-	-	-	-	-	-	-	-	-	-
151.1773	-23.7804	4184_5	4184	5	1/05/2009	Field Test		Stage 1b	8.15	5.32	2.83	1	-	-	-	-	-	-	-	-	-	-	-	-	-	-	-	-	-	-	-	-	-	-	-	-	-	-	-	-	-	-	-	-	-
151.1773	-23.7804	4184_5.25	4184	5.25	1/05/2009	Field Test		Stage 1b	8.06	5.35	2.71	1	-	-	-	-	-	-	-	-	-	-	-	-	-	-	-	-	-	-	-	-	-	-	-	-	-	-	-	-	-	-	-	-	-
151.1773	-23.7804	4184_5.5	4184	5.5	1/05/2009	Field Test		Stage 1b	8.2	1.29	6.91	4	-	-	-	-	-	-	-	-	-	-	-	-	-	-	-	-	-	-	-	-	-	-	-	-	-	-	-	-	-	-	-	-	-
151.1773	-23.7804	D01_0105	4184	0.5-1	3/05/2009	ES0906525		Stage 1b	-	-	-	-	-	-	-	-	-	-	-	-	-	-	-	-	-	-	-	-	-	-	-	-	-	-	-	-	-	-	-	-	-	-	-	-	-
151.1773	-23.7804	LV4184 (0.4	4184	0.5-1	1/05/2009	A09/1438		Stage 1b	-	-	-	-	-	-	-	-	-	-	-	-	-	-	-	-	-	-	-	-	-	-	-	-	-	-	-	-	-	-	-	-	-	-	-	-	-
151.1784	-23.7846	5894	5894	0 - 0.1	19/03/2009	EB0904884		Stage 1b	-	-	-	-	14.9	-	-	2980	-	-	14	-	-	1.5	-	0.02	-	-	-	-	<1	-	<10	<0.02	-	9.3	-	-	-	<0.02	-	-	4.78	-	<2	-	-
151.1784	-23.7846	5894	5894	0 - 0.5	19/03/2009	ES0904150		Stage 1b	-	-	-	-	-	-	-	-	-	-	-	-	-	-	-	-	-	-	-	-	-	-	-	-	-	-	-	-	-	-	-	-	-	-	-	-	-
151.1784	-23.7846	5894	5894	0 - 0.5	19/03/2009	ES0904190		Stage 1b	-	-	-	-	-	-	-	-	-	-	-	-	-	-	-	-	-	-	-	-	-	-	-	-	-	-	-	-	-	-	-	-	-	-	-	-	-
151.1784	-23.7846	5894	5894	0.3-0.5	19/03/2009	EB0904884		Stage 1b	-	-	-	-	6.18	-	-	1230	-	-	84	-	-	1.5	-	0.13	-	-	-	-	<1	-	<10	<0.02	-	9.3	-	-	-	<0.02	-	-	1.98	-	<2	-	-
151.1784	-23.7846	5894	5894	0.5-1	19/03/2009	ES0904150		Stage 1b	-	-	-	-	-	-	-	-	-	-	-	-	-	-	-	-	-	-	-	-	-	-	-	-	-	-	-	-	-	-	-	-	-	-	-	-	-
151.1784	-23.7846	5894	5894	0.8-1	19/03/2009	EB0904884		Stage 1b	-	-	-	-	10.9	-	-	2180	-	-	122	-	-	1.5	-	0.2	-	-	-	-	<1	-	<10	<0.02	-	9.1	-	-	-	<0.02	-	-	3.5	-	<2	-	-
151.1784	-23.7846	5894	5894	1.3-1.5	19/03/2009	EB0904884		Stage 1b	-	-	-	-	5.53	-	-	1100	-	-	307	-	-	1.5	-	0.49	-	-	-	-	<1	-	<10	<0.02	-	9	-	-	-	<0.02	-	-	1.77	-	<2	-	-
151.1784	-23.7846	5894	5894	1.5-2	19/03/2009	ES0904150		Stage 1b	-	-	-	-	-	-	-	-	-	-	-	-	-	-	-	-	-	-	-	-	-	-	-	-	-	-	-	-	-	-	-	-	-	-	-	-	-
151.1784	-23.7846	5894	5894	1.8-2	19/03/2009	EB0904884		Stage 1b	-	-	-	-	17.4	-	-	3480	-	-	197	-	-	1.5	-	0.32	-	-	-	-	<1	-	<10	<0.02	-	9.2	-	-	-	<0.02	-	-	5.59	-	<2	-	-
151.1784	-23.7846	5894	5894	1-1.5	19/03/2009	ES0904150		Stage 1b	-	-	-	-	-	-	-	-	-	-	-	-	-	-	-	-	-	-	-	-	-	-	-	-	-	-	-	-	-	-	-	-	-	-	-	-	-
151.1784	-23.7846	5894	5894	2.4-2.6	19/03/2009	EB0904884		Stage 1b	-	-	-	-	4.95	-	-	990	-	-	12	-	-	1.5	-	<0.02	-	-	-	-	<1	-	<10	<0.02	-	8.3	-	-	-	<0.02	-	-	1.59	-	<2	-	-
151.1784	-23.7846	5894	5894	2.4-3.4	19/03/2009	ES0904150		Stage 1b	-	-	-	-	-	-	-	-	-	-	-	-	-	-	-	-	-	-	-	-	-	-	-	-	-	-	-	-	-	-	-	-	-	-	-	-	-
151.1784	-23.7846	5894	5894	2.5-3	19/03/2009	ES0904190		Stage 1b	-	-	-	-	-	-	-	-	-	-	-	-	-	-	-	-	-	-	-	-	-	-	-	-	-	-	-	-	-	-	-	-	-	-	-	-	-
151.1784	-23.7846	5894	5894	2-2.4	19/03/2009	ES0904150		Stage 1b	-	-	-	-	-	-	-	-	-	-	-	-	-	-	-	-	-	-	-	-	-	-	-	-	-	-	-	-	-	-	-	-	-	-	-	-	-
151.1784	-23.7846	5894	5894	3.2-3.4	19/03/2009	EB0904884		Stage 1b	-	-	-	-	4.9	-	-	980	-	-	<10	-	-	1.5	-	<0.02	-	-	-	-	<1	-	<10	<0.02	-	7.3	-	-	-	<0.02	-	-	1.57	-	<2	-	-
151.1784	-23.7846	5894_0.1	5894	0.1	19/03/2009	Field Test		Stage 1b	8.85	2.7	6.15	1	-	-	-	-	-	-	-	-	-	-	-	-	-	-	-	-	-	-	-	-	-	-	-	-	-	-	-	-	-	-	-	-	-
151.1784	-23.7846	5894_0.25	5894	0.25	19/03/2009	Field Test		Stage 1b	8.8	2.64	6.16	1	-	-	-	-	-	-	-	-	-	-	-	-	-	-	-	-	-	-	-	-	-	-	-	-	-	-	-	-	-	-	-	-	-
151.1784	-23.7846	5894_0.5	5894	0.5	19/03/2009	Field Test		Stage 1b	8.98	2.68	6.3	1	-	-	-	-	-	-	-	-	-	-	-	-	-	-	-	-	-	-	-	-	-	-	-	-	-	-	-	-	-	-	-	-	-
151.1784	-23.7846	5894_0.75	5894	0.75	19/03/2009	Field Test		Stage 1b	8.85	2.8	6.05	2	-	-	-	-	-	-	-	-	-	-	-	-	-	-	-	-	-	-	-	-	-	-	-	-	-	-	-	-	-	-	-	-	-
151.1784	-23.7846	5894_1	5894	1	19/03/2009	Field Test		Stage 1b	8.89	2.79	6.1	2	-	-	-	-	-	-	-	-	-	-	-	-	-	-	-	-	-	-	-	-	-	-	-	-	-	-	-	-	-	-	-	-	-
151.1784	-23.7846	5894_1.25	5894	1.25	19/03/2009	Field Test		Stage 1b	8.44	2.55	5.89	1	-	-	-	-	-	-	-	-	-	-	-	-	-	-	-	-	-	-	-	-	-	-	-	-	-	-	-	-	-	-	-	-	-
151.1784	-23.7846	5894_1.5	5894	1.5	19/03/2009	Field Test		Stage 1b	8.67	2.72	5.95	2	-	-	-	-	-	-	-	-	-	-	-	-	-	-	-	-	-	-	-	-	-	-	-	-	-	-	-	-	-	-	-	-	-
151.1784	-23.7846	5894_1.75	5894	1.75	19/03/2009	Field Test		Stage 1b	8.53	3.53	5	2	-	-	-	-	-	-	-	-	-	-	-	-	-	-	-	-	-	-	-	-	-	-	-	-	-	-	-	-	-	-	-	-	-
151.1784	-23.7846	5894_2	5894	2	19/03/2009	Field Test		Stage 1b	8.58	3.64	4.94	2	-	-	-	-	-	-	-	-	-	-	-	-	-	-	-	-	-	-	-	-	-	-	-	-	-	-	-	-	-	-	-	-	-
151.1784	-23.7846	5894_2.25	5894	2.25	19/03/2009	Field Test		Stage 1b	8.68	2.58	6.1	1	-	-	-	-	-	-	-	-	-	-	-	-	-	-	-	-	-	-	-	-	-	-	-	-	-	-	-	-	-	-	-	-	-
151.1784	-23.7846	5894_2.5	5894	2.5	19/03/2009	Field Test		Stage 1b	9.26	2.45	6.81	1	-	-	-	-	-	-	-	-	-	-	-	-	-	-	-	-	-	-	-	-	-	-	-	-	-	-	-	-	-	-	-	-	-
151.1784	-23.7846	5894_2.75	5894	2.75	19/03/2009	Field Test		Stage 1b	7.12	1.5	5.62	-	-	-	-	-	-	-	-	-	-	-	-	-	-	-	-	-	-	-	-	-	-	-	-	-	-	-	-	-	-	-	-	-	-
151.1784	-23.7846	5894_3	5894	3	19/03/2009	Field Test		Stage 1b	7.11	1.6	5.51	-	-	-	-	-	-	-	-	-	-	-	-	-	-	-	-	-	-	-	-	-	-	-	-	-	-	-	-	-	-	-	-	-	-
151.1784	-23.7846	5894_3.25	5894	3.25	19/03/2009	Field Test		Stage 1b	6.96	1.5	5.46	-	-	-	-	-	-	-	-	-	-	-	-	-	-	-	-	-	-	-	-	-	-	-	-	-	-	-	-	-	-	-	-	-	-
151.1788	-23.7818	4171	4171	0 - 0.1	19/03/2009	EB0904884		Stage 1b	-	-	-	-	5.21	-	-	1040	-	-	298	-	-	1.5	-	0.48	-	-	-	-	<1	-	<10	<0.02	-	8.9	-	-	-	<0.02	-	-	1.67	-	<2	-	-
151.1788	-23.7818	4171	4171	0 - 0.5	19/03/2009	ES0904150		Stage 1b	-	-	-	-	-	-	-	-	-	-	-	-	-	-	-	-	-	-	-	-	-	-	-	-	-	-	-	-	-	-	-	-	-	-	-	-	-
151.1788	-23.7818	4171	4171	0 - 0.5	19/03/2009	ES0904190		Stage 1b	-	-	-	-	-	-	-	-	-	-	-	-	-	-	-	-	-	-	-	-	-	-	-	-	-	-	-	-	-	-	-	-	-	-	-	-	-
151.1788	-23.7818	4171	4171	0.3-0.5	19/03/2009	EB0904884		Stage 1b	-	-	-	-	2.38	-	-	476	-	-	611	-	-	1.5	-	0.98	-	-	-	-	22	-	294	0.47	-	8.8	-	-	-	<0.02	-	-	0.76	-	<2	-	-
151.1788	-23.7818	4171	4171	0.5-1	19/03/2009	ES0904150		Stage 1b	-	-	-	-	-	-	-	-	-	-	-	-	-	-	-	-	-	-	-	-	-	-	-	-	-	-	-	-	-	-	-	-	-	-	-	-	-
151.1788	-23.7818	4171	4171	0.8-1	19/03/2009	EB0904884		Stage 1b	-	-	-	-	1.78	-	-	357	-	-	553	-	-	1.5	-	0.89	-	-	-	-	24	-	316	0.5	-	8.7	-	-	-	<0.02	-	-	0.57	-	<2	-	-
151.1788	-23.7818	4171	4171	1.3-1.5	19/03/2009	EB0904884		Stage 1b	-	-	-	-	1.34	-	-	268	-	-	498	-	-	1.5	-	0.8	-	-	-	-	24	-	320	0.51	-	8.6	-	-	-	<0.02	-	-	0.43	-	<2	-	-
151.1788	-23.7818	4171	4171	1.5-2	19/03/2009	ES0904150		Stage 1b	-	-	-	-	-	-	-	-	-	-	-	-	-	-	-	-	-	-	-	-	-	-	-	-	-	-	-	-	-	-	-	-	-	-	-	-	-
151.1788	-23.7818	4171	4171	1.8-2	19/03/2009	EB0904884		Stage 1b	-	-	-	-	1.74	-	-	347	-	-	348	-	-	1.5	-	0.56	-	-	-	-	9	-	117	0.19	-	8.6	-	-	-	<0.02	-	-	0.56	-	<2	-	-
151.1788	-23.7818	4171	4171	1-1.5	19/03/2009	ES0904150		Stage 1b	-	-	-	-	-	-	-	-	-	-	-	-	-	-	-	-	-	-	-	-	-	-	-	-	-	-	-	-	-	-	-	-	-	-	-	-	-
151.1788	-23.7818	4171	4171	2.3-2.5	19/03/2009	EB0904884		Stage 1b	-	-	-	-	1.88	-	-	377	-	-	351	-	-	1.5	-	0.56	-	-	-	-	7	-	100	0.16	-	8.7	-	-	-	<0.02	-	-	0.6	-	<2	-	-
151.1788	-23.7818	4171	4171	2-3	19/03/2009	ES0904150		Stage 1b	-	-	-	-	-	-	-	-	-	-	-	-	-	-	-	-	-	-	-	-	-	-	-	-	-	-	-	-	-	-	-	-	-	-	-	-	-
151.1788	-23.7818	4171	4171	3.3-3.5	19/03/2009	EB0904884		Stage 1b	-	-	-	-	1.84	-	-	368	-	-	393	-	-	1.5	-	0.63	-	-	-	-	11	-	148	0.24	-	8.4	-	-	-	<0.02	-	-	0.59	-	<2	-	-
151.1788	-23.7818	4171	4171	3-4	19/03/2009	ES0904150		Stage 1b	-	-	-	-	-	-	-	-	-	-	-	-	-	-	-	-	-	-	-	-	-	-	-	-	-	-	-	-	-	-	-	-	-	-	-	-	-
151.1788	-23.7818	4171	4171	4.3-4.5	19/03/2009	EB0904884		Stage 1b	-	-	-	-	1.89	-	-	378	-	-	431	-	-	1.5	-	0.69	-	-	-	-	13	-	179	0.29	-	8.5	-	-	-	<0.02	-	-	0.6	-	<2	-	-
151.1788	-23.7818	4171	4171	4-5.5	19/03/2009	ES0904150		Stage 1b	-	-	-	-	-	-	-	-	-	-	-	-	-	-	-	-	-	-	-	-	-	-	-	-	-	-	-	-	-	-	-	-	-	-	-	-	-
151.1788	-23.7818	4171	4171	5.3-5.5	19/03/2009	EB0904884		Stage 1b	-	-	-	-	1.25	-	-	250	-	-	408	-	-	1.5	-	0.65	-	-	-	-	18	-	242	0.39	-	8.5	-	-	-	<0.02	-	-	0.4	-	<2	-	-
151.1788	-23.7818	4171_0.1	4171	0.1	19/03/2009	Field Test		Stage 1b	9.04	3.28	5.76	-	-	-	-	-	-	-	-	-	-	-	-	-	-	-	-	-	-	-	-	-	-	-	-	-	-	-	-	-	-	-	-	-	-
151.1788	-23.7818	4171_0.25	4171	0.25	19/03/2009	Field Test		Stage 1b	8.91	4.31	4.6	-	-	-	-	-	-	-	-	-	-	-	-	-	-	-	-	-	-	-	-	-	-	-	-	-	-	-	-	-	-	-	-	-	-
151.1788	-23.7818	4171_0.5	4171	0.5	19/03/2009	Field Test		Stage 1b	9.12	3.2	5.92	-	-	-	-	-	-	-	-	-	-	-	-	-	-	-	-	-	-	-	-	-	-	-	-	-	-	-	-	-	-	-	-	-	-
151.1788	-23.7818	4171_0.75	4171	0.75	19/03/2009	Field Test		Stage 1b	9.05	3.1	5.95	-	-	-	-	-	-	-	-	-	-	-	-	-	-	-	-	-	-	-	-	-	-	-	-	-	-	-	-	-	-	-	-	-	-
151.1788	-23.7818	4171_1	4171	1	19/03/2009	Field Test		Stage 1b	8.71	3.86	4.85	-	-	-	-	-	-	-	-	-	-	-	-	-	-	-	-	-	-	-	-	-	-	-	-	-	-	-	-	-	-	-	-	-	-
151.1788	-23.7818	4171_1.25	4171	1.25	19/03/2009	Field Test		Stage 1b	8.86	7.11	1.75	1	-	-	-	-	-	-	-	-	-	-	-	-	-	-	-	-	-	-	-	-	-	-	-	-	-	-	-	-	-	-	-	-	-
151.1788	-23.7818	4171_1.5	4171	1.5	19/03/2009	Field Test		Stage 1b	8.48	0.54	7.94	4	-	-	-	-	-	-	-	-	-	-	-	-	-	-	-	-	-	-	-	-	-	-	-	-	-	-	-	-	-	-	-	-	-
151.1788	-23.7818	4171_1.75	4171	1.75	19/03/2009	Field Test		Stage 1b	8.8	6.16	2.64	1	-	-	-	-	-	-	-	-	-	-	-	-	-	-	-	-	-	-	-	-	-	-	-	-	-	-	-	-	-	-	-	-	-
151.1788	-23.7818	4171_2	4171	2	19/03/2009	Field Test		Stage 1b	8.42	3.13	5.29	1	-	-	-	-	-	-	-	-	-	-	-	-	-	-	-	-	-	-	-	-	-	-	-	-	-	-	-	-	-	-	-	-	-
151.1788	-23.7818	4171_2.25	4171	2.25	19/03/2009	Field Test		Stage 1b	8.48	6.22	2.26	1	-	-	-	-	-	-	-	-	-	-	-	-	-	-	-	-	-	-	-	-	-	-	-	-	-	-	-	-	-	-	-	-	-
151.1788	-23.7818	4171_2.5	4171	2.5	19/03/2009	Field Test		Stage 1b	7.77	0.16	7.61	3	-	-	-	-	-	-	-	-	-	-	-	-	-	-	-	-	-	-	-	-	-	-	-	-	-	-	-	-	-	-	-	-	-
151.1788	-23.7818	4171_2.75	4171	2.75	19/03/2009	Field Test		Stage 1b	8.55	6.63	1.92	-	-	-	-	-	-	-	-	-	-	-	-	-	-	-	-	-	-	-	-	-	-	-	-	-	-	-	-	-	-	-	-	-	-
151.1788	-23.7818	4171_3	4171	3	19/03/2009	Field Test		Stage 1b	8.43	6.48	1.95	-	-	-	-	-	-	-	-	-	-	-	-	-	-	-	-	-	-	-	-	-	-	-	-	-	-	-	-	-	-	-	-	-	-
151.1788	-23.7818	4171_3.25	4171	3.25	19/03/2009	Field Test		Stage 1b	8.28	6.7	1.58	1	-	-	-	-	-	-	-	-	-	-	-	-	-	-	-	-	-	-	-	-	-	-	-	-	-	-	-	-	-	-	-	-	-
151.1788	-23.7818	4171_3.5	4171	3.5	19/03/2009	Field Test		Stage 1b	8.45	5.97	2.48	1	-	-	-	-	-	-	-	-	-	-	-	-	-	-	-	-	-	-	-	-	-	-	-	-	-	-	-	-	-	-	-	-	-
151.1788	-23.7818	4171_3.75	4171	3.75	19/03/2009	Field Test		Stage 1b	8.24	4.31	3.93	1	-	-	-	-	-	-	-	-	-	-	-	-	-	-	-	-	-	-	-	-	-	-	-	-	-	-	-	-	-	-	-	-	-
151.1788	-23.7818	4171_4	4171	4	19/03/2009	Field Test		Stage 1b	8.36	4.85	3.51	1	-	-	-	-	-	-	-	-	-	-	-	-	-	-	-	-	-	-	-	-	-	-	-	-	-	-	-	-	-	-	-	-	-
151.1788	-23.7818	4171_4.25	4171	4.25	19/03/2009	Field Test		Stage 1b	8.42	6.15	2.27	3	-	-	-	-	-	-	-	-	-	-	-	-	-	-	-	-	-	-	-	-	-	-	-	-	-	-	-	-	-	-	-	-	-
151.1788	-23.7818	4171_4.5	4171	4.5	19/03/2009	Field Test		Stage 1b	7.97	5.5	2.47	1	-	-	-	-	-	-	-	-	-	-	-	-	-	-	-	-	-	-	-	-	-	-	-	-	-	-	-	-	-	-	-	-	-
151.1788	-23.7818	4171_4.75	4171	4.75	19/03/2009	Field Test		Stage 1b	8.25	0.32	7.93	1	-	-	-	-	-	-	-	-	-	-	-	-	-	-	-	-	-	-	-	-	-	-	-	-	-	-	-	-	-	-	-	-	-
151.1788	-23.7818	4171_5	4171	5	19/03/2009	Field Test		Stage 1b	8.56	6.68	1.88	1	-	-	-	-	-	-	-	-	-	-	-	-	-	-	-	-	-	-	-	-	-	-	-	-	-	-	-	-	-	-	-	-	-
151.1788	-23.7818	4171_5.25	4171	5.25	19/03/2009	Field Test		Stage 1b	8.89	6.7	2.19	1	-	-	-	-	-	-	-	-	-	-	-	-	-	-	-	-	-	-	-	-	-	-	-	-	-	-	-	-	-	-	-	-	-

GEO COASTAL Operations

ERM

									ASS Field Test				ASS																																
									pH (F)	pH Change	pH OX	Reaction Rate	Acid Neutralising Capacity	Acid Reacted Calcium	Acid Reacted Magnesium	acidity - Acid Neutralising Capacity (19A2)	acidity - Acid Reacted Calcium	acidity - Acid Reacted Magnesium	acidity - Chromium Reducible Sulfur (a-22B)	acidity - Excess Acid Neutralising Capacity	acidity - Peroxide Oxidisable Sulfur	ANC Fineness Factor	Calcium in Peroxide	Chromium Reducible Sulfur	Excess Acid Neutralising Capacity	KCl Extractable Calcium	KCl Extractable Magnesium	KCl Extractable Sulfur	Liming Rate	Magnesium in Peroxide	Net Acidity (acidity units)	Net Acidity (sulfur units)	Peroxide Oxidisable Sulfur	pH KCl	sulfidic - Acid Reacted Calcium	sulfidic - Acid Reacted Magnesium	sulfidic - Excess Acid Neutralising Capacity	sulfidic - Titratable Actual Acidity	sulfidic - Titratable Peroxide Acidity	sulfidic - Titratable Sulfidic Acidity	sulfidic-Acid Neutral	Sulfur in Peroxide	Titratable Actual Acidity	Titratable Peroxide Acidity	Titratable Sulfidic Acidity
									pH Unit	pH Units	pH Unit	Units	m H+/t	%	%	mol h+/t	mole H+/t	mole H+/t	m H+/t	mole H+/t	mole H+/t	-	%	% S	%	%	%	%	kg CaCO3/t	%	mole H+/t	%S	%	pH Unit	% S	%S	%S	%S	%S	%S	%S	%	mole H+/t	mole H+/t	mole H+/t
EQL									0.1		0.1	1	0.01	0.02	0.02	10	10	10	10	10	10	0.5	0.02	0.02	0.02	0.02	0.02	0.02	1	0.02	10	0.02	0.02	0.1	0.01	0.02	0.02	0.02	0.02	0.02	0.01	0.02	2	2	2
National Assessment Guidelines for Dredging- Maximum																																													
National Assessment Guidelines for Dredging- Screening																																													
QASSIT 1998 (Field Screen)									5-14	1	5-14	2																																	
QASSIT 1998 (Minimum)																															18	0.03													
x coord	**y coord**	**Field ID**	**Core #**	**Depth (m)**	**Date Sample**	**SDG**	**GC Borelog Approved**	**Purpose**																																					
151.1788	-23.7818	4171_5.5	4171	5.5	19/03/2009	Field Test		Stage 1b	8.8	1.96	6.84	3	-	-	-	-	-	-	-	-	-	-	-	-	-	-	-	-	-	-	-	-	-	-	-	-	-	-	-	-	-	-	-	-	-
151.1788	-23.7818	D03_1903(	4171	0.8-1	19/03/2009	EB0904884		Stage 1b	-	-	-	-	8.52	-	-	1700	-	-	336	-	-	1.5	-	0.54	-	-	-	-	<1	-	<10	<0.02	-	8.8	-	-	-	<0.02	-	-	2.73	-	<2	-	-
151.1788	-23.7818	D04_1903(	4171	1.3-1.5	19/03/2009	EB0904884		Stage 1b	-	-	-	-	1.35	-	-	270	-	-	618	-	-	1.5	-	0.99	-	-	-	-	33	-	438	0.7	-	8.6	-	-	-	<0.02	-	-	0.43	-	<2	-	-
151.1797	-23.7877	5866	5866	0 - 0.1	1/05/2009	EB0907169		Stage 1b	-	-	-	-	3.12	-	-	623	-	-	12	-	-	1.5	-	<0.02	-	-	-	-	<1	-	<10	<0.02	-	9.1	-	-	-	<0.02	-	-	1	-	<2	-	-
151.1797	-23.7877	5866	5866	0 - 0.5	1/05/2009	ES0906525		Stage 1b	-	-	-	-	-	-	-	-	-	-	-	-	-	-	-	-	-	-	-	-	-	-	-	-	-	-	-	-	-	-	-	-	-	-	-	-	-
151.1797	-23.7877	5866	5866	0 - 0.5	1/05/2009	ES0906569		Stage 1b	-	-	-	-	-	-	-	-	-	-	-	-	-	-	-	-	-	-	-	-	-	-	-	-	-	-	-	-	-	-	-	-	-	-	-	-	-
151.1797	-23.7877	5866	5866	0.3-0.5	1/05/2009	EB0907169		Stage 1b	-	-	-	-	0.7	-	-	139	-	-	<10	-	-	1.5	-	<0.02	-	-	-	-	<1	-	<10	<0.02	-	7.4	-	-	-	<0.02	-	-	0.22	-	<2	-	-
151.1797	-23.7877	5866	5866	0.5-1	1/05/2009	ES0906525		Stage 1b	-	-	-	-	-	-	-	-	-	-	-	-	-	-	-	-	-	-	-	-	-	-	-	-	-	-	-	-	-	-	-	-	-	-	-	-	-
151.1797	-23.7877	5866	5866	0.8-1	1/05/2009	EB0907169		Stage 1b	-	-	-	-	0.53	-	-	105	-	-	<10	-	-	1.5	-	<0.02	-	-	-	-	<1	-	<10	<0.02	-	6.6	-	-	-	<0.02	-	-	0.17	-	<2	-	-
151.1797	-23.7877	5866	5866	1.3-1.5	1/05/2009	EB0907169		Stage 1b	-	-	-	-	-	-	-	-	-	-	<10	-	-	1.5	-	<0.02	-	-	-	-	<1	-	<10	<0.02	-	6.4	-	-	-	<0.02	-	-	-	-	<2	-	-
151.1797	-23.7877	5866	5866	1-1.5	1/05/2009	ES0906569		Stage 1b	-	-	-	-	-	-	-	-	-	-	-	-	-	-	-	-	-	-	-	-	-	-	-	-	-	-	-	-	-	-	-	-	-	-	-	-	-
151.1797	-23.7877	5866	5866	1-1.6	1/05/2009	ES0906525		Stage 1b	-	-	-	-	-	-	-	-	-	-	-	-	-	-	-	-	-	-	-	-	-	-	-	-	-	-	-	-	-	-	-	-	-	-	-	-	-
151.1797	-23.7877	5866_0.1	5866	0.1	1/05/2009	Field Test		Stage 1b	7.43	-0.51	7.94	3	-	-	-	-	-	-	-	-	-	-	-	-	-	-	-	-	-	-	-	-	-	-	-	-	-	-	-	-	-	-	-	-	-
151.1797	-23.7877	5866_0.25	5866	0.25	1/05/2009	Field Test		Stage 1b	6.84	-0.85	7.69	3	-	-	-	-	-	-	-	-	-	-	-	-	-	-	-	-	-	-	-	-	-	-	-	-	-	-	-	-	-	-	-	-	-
151.1797	-23.7877	5866_0.5	5866	0.5	1/05/2009	Field Test		Stage 1b	6.93	-0.56	7.49	3	-	-	-	-	-	-	-	-	-	-	-	-	-	-	-	-	-	-	-	-	-	-	-	-	-	-	-	-	-	-	-	-	-
151.1797	-23.7877	5866_0.75	5866	0.75	1/05/2009	Field Test		Stage 1b	7.16	-0.52	7.68	3	-	-	-	-	-	-	-	-	-	-	-	-	-	-	-	-	-	-	-	-	-	-	-	-	-	-	-	-	-	-	-	-	-
151.1797	-23.7877	5866_1	5866	1	1/05/2009	Field Test		Stage 1b	7	1.41	5.59	-	-	-	-	-	-	-	-	-	-	-	-	-	-	-	-	-	-	-	-	-	-	-	-	-	-	-	-	-	-	-	-	-	-
151.1797	-23.7877	5866_1.25	5866	1.25	1/05/2009	Field Test		Stage 1b	6.95	1.51	5.44	-	-	-	-	-	-	-	-	-	-	-	-	-	-	-	-	-	-	-	-	-	-	-	-	-	-	-	-	-	-	-	-	-	-
151.1797	-23.7877	5866_1.5	5866	1.5	1/05/2009	Field Test		Stage 1b	6.76	1.25	5.51	-	-	-	-	-	-	-	-	-	-	-	-	-	-	-	-	-	-	-	-	-	-	-	-	-	-	-	-	-	-	-	-	-	-
151.1801	-23.7832	4163	4163	0 - 0.1	19/03/2009	EB0904884		Stage 1b	-	-	-	-	16.8	-	-	3360	-	-	25	-	-	1.5	-	0.04	-	-	-	-	<1	-	<10	<0.02	-	9.4	-	-	-	<0.02	-	-	5.38	-	<2	-	-
151.1801	-23.7832	4163	4163	0 - 0.5	19/03/2009	ES0904150		Stage 1b	-	-	-	-	-	-	-	-	-	-	-	-	-	-	-	-	-	-	-	-	-	-	-	-	-	-	-	-	-	-	-	-	-	-	-	-	-
151.1801	-23.7832	4163	4163	0 - 0.5	19/03/2009	ES0904190		Stage 1b	-	-	-	-	-	-	-	-	-	-	-	-	-	-	-	-	-	-	-	-	-	-	-	-	-	-	-	-	-	-	-	-	-	-	-	-	-
151.1801	-23.7832	4163	4163	0.3-0.5	19/03/2009	EB0904884		Stage 1b	-	-	-	-	2.23	-	-	446	-	-	617	-	-	1.5	-	0.99	-	-	-	-	24	-	320	0.51	-	8.7	-	-	-	<0.02	-	-	0.71	-	<2	-	-
151.1801	-23.7832	4163	4163	0.5-1	19/03/2009	ES0904150		Stage 1b	-	-	-	-	-	-	-	-	-	-	-	-	-	-	-	-	-	-	-	-	-	-	-	-	-	-	-	-	-	-	-	-	-	-	-	-	-
151.1801	-23.7832	4163	4163	0.8-1	19/03/2009	EB0904884		Stage 1b	-	-	-	-	1.76	-	-	352	-	-	510	-	-	1.5	-	0.82	-	-	-	-	21	-	275	0.44	-	8.7	-	-	-	<0.02	-	-	0.56	-	<2	-	-
151.1801	-23.7832	4163	4163	1.3-1.5	19/03/2009	EB0904884		Stage 1b	-	-	-	-	1.56	-	-	312	-	-	437	-	-	1.5	-	0.7	-	-	-	-	17	-	229	0.37	-	8.6	-	-	-	<0.02	-	-	0.5	-	<2	-	-
151.1801	-23.7832	4163	4163	1.5-2	19/03/2009	ES0904150		Stage 1b	-	-	-	-	-	-	-	-	-	-	-	-	-	-	-	-	-	-	-	-	-	-	-	-	-	-	-	-	-	-	-	-	-	-	-	-	-
151.1801	-23.7832	4163	4163	1.8-2	19/03/2009	EB0904884		Stage 1b	-	-	-	-	2.13	-	-	426	-	-	300	-	-	1.5	-	0.48	-	-	-	-	1	-	16	0.02	-	8.6	-	-	-	<0.02	-	-	0.68	-	<2	-	-
151.1801	-23.7832	4163	4163	1-1.5	19/03/2009	ES0904150		Stage 1b	-	-	-	-	-	-	-	-	-	-	-	-	-	-	-	-	-	-	-	-	-	-	-	-	-	-	-	-	-	-	-	-	-	-	-	-	-
151.1801	-23.7832	4163	4163	2.3-2.5	19/03/2009	EB0904884		Stage 1b	-	-	-	-	1.88	-	-	377	-	-	290	-	-	1.5	-	0.46	-	-	-	-	3	-	39	0.06	-	8.6	-	-	-	<0.02	-	-	0.6	-	<2	-	-
151.1801	-23.7832	4163	4163	2-3	19/03/2009	ES0904150		Stage 1b	-	-	-	-	-	-	-	-	-	-	-	-	-	-	-	-	-	-	-	-	-	-	-	-	-	-	-	-	-	-	-	-	-	-	-	-	-
151.1801	-23.7832	4163	4163	3.3-3.5	19/03/2009	EB0904884		Stage 1b	-	-	-	-	1.59	-	-	317	-	-	307	-	-	1.5	-	0.49	-	-	-	-	7	-	96	0.15	-	8.6	-	-	-	<0.02	-	-	0.51	-	<2	-	-
151.1801	-23.7832	4163	4163	3-4	19/03/2009	ES0904150		Stage 1b	-	-	-	-	-	-	-	-	-	-	-	-	-	-	-	-	-	-	-	-	-	-	-	-	-	-	-	-	-	-	-	-	-	-	-	-	-
151.1801	-23.7832	4163	4163	4.3-4.5	19/03/2009	EB0904884		Stage 1b	-	-	-	-	1.44	-	-	287	-	-	410	-	-	1.5	-	0.66	-	-	-	-	16	-	218	0.35	-	8.5	-	-	-	<0.02	-	-	0.46	-	<2	-	-
151.1801	-23.7832	4163	4163	4-5.5	19/03/2009	ES0904150		Stage 1b	-	-	-	-	-	-	-	-	-	-	-	-	-	-	-	-	-	-	-	-	-	-	-	-	-	-	-	-	-	-	-	-	-	-	-	-	-
151.1801	-23.7832	4163	4163	5.3-5.5	19/03/2009	EB0904884		Stage 1b	-	-	-	-	1.88	-	-	377	-	-	287	-	-	1.5	-	0.46	-	-	-	-	3	-	36	0.06	-	8.6	-	-	-	<0.02	-	-	0.6	-	<2	-	-
151.1801	-23.7832	4163_0.1	4163	0.1	19/03/2009	Field Test		Stage 1b	9.09	3.66	5.43	-	-	-	-	-	-	-	-	-	-	-	-	-	-	-	-	-	-	-	-	-	-	-	-	-	-	-	-	-	-	-	-	-	-
151.1801	-23.7832	4163_0.25	4163	0.25	19/03/2009	Field Test		Stage 1b	9.16	3.1	6.06	-	-	-	-	-	-	-	-	-	-	-	-	-	-	-	-	-	-	-	-	-	-	-	-	-	-	-	-	-	-	-	-	-	-
151.1801	-23.7832	4163_0.5	4163	0.5	19/03/2009	Field Test		Stage 1b	8.95	4.11	4.84	-	-	-	-	-	-	-	-	-	-	-	-	-	-	-	-	-	-	-	-	-	-	-	-	-	-	-	-	-	-	-	-	-	-
151.1801	-23.7832	4163_0.75	4163	0.75	19/03/2009	Field Test		Stage 1b	8.81	3	5.81	-	-	-	-	-	-	-	-	-	-	-	-	-	-	-	-	-	-	-	-	-	-	-	-	-	-	-	-	-	-	-	-	-	-
151.1801	-23.7832	4163_1	4163	1	19/03/2009	Field Test		Stage 1b	8.94	3.22	5.72	-	-	-	-	-	-	-	-	-	-	-	-	-	-	-	-	-	-	-	-	-	-	-	-	-	-	-	-	-	-	-	-	-	-
151.1801	-23.7832	4163_1.25	4163	1.25	19/03/2009	Field Test		Stage 1b	8.88	2.82	6.06	-	-	-	-	-	-	-	-	-	-	-	-	-	-	-	-	-	-	-	-	-	-	-	-	-	-	-	-	-	-	-	-	-	-
151.1801	-23.7832	4163_1.5	4163	1.5	19/03/2009	Field Test		Stage 1b	8.73	7.03	1.7	-	-	-	-	-	-	-	-	-	-	-	-	-	-	-	-	-	-	-	-	-	-	-	-	-	-	-	-	-	-	-	-	-	-
151.1801	-23.7832	4163_1.75	4163	1.75	19/03/2009	Field Test		Stage 1b	8.77	2.97	5.8	-	-	-	-	-	-	-	-	-	-	-	-	-	-	-	-	-	-	-	-	-	-	-	-	-	-	-	-	-	-	-	-	-	-
151.1801	-23.7832	4163_2	4163	2	19/03/2009	Field Test		Stage 1b	8.85	4.76	4.09	1	-	-	-	-	-	-	-	-	-	-	-	-	-	-	-	-	-	-	-	-	-	-	-	-	-	-	-	-	-	-	-	-	-
151.1801	-23.7832	4163_2.25	4163	2.25	19/03/2009	Field Test		Stage 1b	8.55	0.47	8.08	2	-	-	-	-	-	-	-	-	-	-	-	-	-	-	-	-	-	-	-	-	-	-	-	-	-	-	-	-	-	-	-	-	-
151.1801	-23.7832	4163_2.5	4163	2.5	19/03/2009	Field Test		Stage 1b	8.57	0.81	7.76	2	-	-	-	-	-	-	-	-	-	-	-	-	-	-	-	-	-	-	-	-	-	-	-	-	-	-	-	-	-	-	-	-	-
151.1801	-23.7832	4163_2.75	4163	2.75	19/03/2009	Field Test		Stage 1b	8.57	0.34	8.23	4	-	-	-	-	-	-	-	-	-	-	-	-	-	-	-	-	-	-	-	-	-	-	-	-	-	-	-	-	-	-	-	-	-
151.1801	-23.7832	4163_3	4163	3	19/03/2009	Field Test		Stage 1b	8.49	5.86	2.63	-	-	-	-	-	-	-	-	-	-	-	-	-	-	-	-	-	-	-	-	-	-	-	-	-	-	-	-	-	-	-	-	-	-
151.1801	-23.7832	4163_3.25	4163	3.25	19/03/2009	Field Test		Stage 1b	8.37	5.23	3.14	1	-	-	-	-	-	-	-	-	-	-	-	-	-	-	-	-	-	-	-	-	-	-	-	-	-	-	-	-	-	-	-	-	-
151.1801	-23.7832	4163_3.5	4163	3.5	19/03/2009	Field Test		Stage 1b	8.48	6.41	2.07	1	-	-	-	-	-	-	-	-	-	-	-	-	-	-	-	-	-	-	-	-	-	-	-	-	-	-	-	-	-	-	-	-	-
151.1801	-23.7832	4163_3.75	4163	3.75	19/03/2009	Field Test		Stage 1b	8.06	6.54	1.52	1	-	-	-	-	-	-	-	-	-	-	-	-	-	-	-	-	-	-	-	-	-	-	-	-	-	-	-	-	-	-	-	-	-
151.1801	-23.7832	4163_4	4163	4	19/03/2009	Field Test		Stage 1b	8.48	6.25	2.23	1	-	-	-	-	-	-	-	-	-	-	-	-	-	-	-	-	-	-	-	-	-	-	-	-	-	-	-	-	-	-	-	-	-
151.1801	-23.7832	4163_4.25	4163	4.25	19/03/2009	Field Test		Stage 1b	8.23	6.87	1.36	-	-	-	-	-	-	-	-	-	-	-	-	-	-	-	-	-	-	-	-	-	-	-	-	-	-	-	-	-	-	-	-	-	-
151.1801	-23.7832	4163_4.5	4163	4.5	19/03/2009	Field Test		Stage 1b	8.37	6.61	1.76	-	-	-	-	-	-	-	-	-	-	-	-	-	-	-	-	-	-	-	-	-	-	-	-	-	-	-	-	-	-	-	-	-	-
151.1801	-23.7832	4163_4.75	4163	4.75	19/03/2009	Field Test		Stage 1b	8.45	6.63	1.82	-	-	-	-	-	-	-	-	-	-	-	-	-	-	-	-	-	-	-	-	-	-	-	-	-	-	-	-	-	-	-	-	-	-
151.1801	-23.7832	4163_5	4163	5	19/03/2009	Field Test		Stage 1b	8.33	6.49	1.84	1	-	-	-	-	-	-	-	-	-	-	-	-	-	-	-	-	-	-	-	-	-	-	-	-	-	-	-	-	-	-	-	-	-
151.1801	-23.7832	4163_5.25	4163	5.25	19/03/2009	Field Test		Stage 1b	8.82	1.6	7.22	3	-	-	-	-	-	-	-	-	-	-	-	-	-	-	-	-	-	-	-	-	-	-	-	-	-	-	-	-	-	-	-	-	-
151.1801	-23.7832	4163_5.5	4163	5.5	19/03/2009	Field Test		Stage 1b	8.74	5.08	3.66	1	-	-	-	-	-	-	-	-	-	-	-	-	-	-	-	-	-	-	-	-	-	-	-	-	-	-	-	-	-	-	-	-	-
151.1801	-23.7832	D01_1903(	4163	1-1.5	19/03/2009	ES0904150		Stage 1b	-	-	-	-	-	-	-	-	-	-	-	-	-	-	-	-	-	-	-	-	-	-	-	-	-	-	-	-	-	-	-	-	-	-	-	-	-
151.1801	-23.7832	D02_1903(	4163	1.5-2	19/03/2009	ES0904150		Stage 1b	-	-	-	-	-	-	-	-	-	-	-	-	-	-	-	-	-	-	-	-	-	-	-	-	-	-	-	-	-	-	-	-	-	-	-	-	-
151.1802	-23.7846	SAP #16-G	SAP16	0 - 0.5	18/12/2008	EB0818079		Stage 1b	-	-	-	-	-	-	-	-	-	-	-	-	-	-	-	-	-	-	-	-	-	-	-	-	-	-	-	-	-	-	-	-	-	-	-	-	-
151.1802	-23.7846	SAP #16-G	SAP16	0.5-1	18/12/2008	EB0818079		Stage 1b	-	-	-	-	-	-	-	-	-	-	-	-	-	-	-	-	-	-	-	-	-	-	-	-	-	-	-	-	-	-	-	-	-	-	-	-	-
151.1802	-23.7846	SAP #16-G	SAP16	1.5-2	18/12/2008	EB0818079		Stage 1b	-	-	-	-	-	-	-	-	-	-	-	-	-	-	-	-	-	-	-	-	-	-	-	-	-	-	-	-	-	-	-	-	-	-	-	-	-
151.1802	-23.7846	SAP #16-G	SAP16	1-1.5	18/12/2008	EB0818079		Stage 1b	-	-	-	-	-	-	-	-	-	-	-	-	-	-	-	-	-	-	-	-	-	-	-	-	-	-	-	-	-	-	-	-	-	-	-	-	-
151.1802	-23.7846	SAP #16-G	SAP16	2-3	18/12/2008	EB0818079		Stage 1b	-	-	-	-	-	-	-	-	-	-	-	-	-	-	-	-	-	-	-	-	-	-	-	-	-	-	-	-	-	-	-	-	-	-	-	-	-
151.1802	-23.7846	SAP #16-G	SAP16	3-4	18/12/2008	EB0818079		Stage 1b	-	-	-	-	-	-	-	-	-	-	-	-	-	-	-	-	-	-	-	-	-	-	-	-	-	-	-	-	-	-	-	-	-	-	-	-	-
151.1802	-23.7846	SAP #16-G	SAP16	4-5	18/12/2008	EB0818079		Stage 1b	-	-	-	-	-	-	-	-	-	-	-	-	-	-	-	-	-	-	-	-	-	-	-	-	-	-	-	-	-	-	-	-	-	-	-	-	-
151.1802	-23.7846	SAP #16-G	SAP16	5.8-6.5	18/12/2008	EB0818079		Stage 1b	-	-	-	-	-	-	-	-	-	-	-	-	-	-	-	-	-	-	-	-	-	-	-	-	-	-	-	-	-	-	-	-	-	-	-	-	-
151.1802	-23.7846	SAP #16-G	SAP16	5-5.8	18/12/2008	EB0818079		Stage 1b	-	-	-	-	-	-	-	-	-	-	-	-	-	-	-	-	-	-	-	-	-	-	-	-	-	-	-	-	-	-	-	-	-	-	-	-	-
151.1802	-23.7846	SAP# 16 G	SAP16	0.5-1	18/12/2008	ES0901087		Stage 1b	-	-	-	-	-	-	-	-	-	-	-	-	-	-	-	-	-	-	-	-	-	-	-	-	-	-	-	-	-	-	-	-	-	-	-	-	-
151.1802	-23.7846	SAP# 16 G	SAP16	0 - 0.5	18/12/2008	ES0901087		Stage 1b	-	-	-	-	-	-	-	-	-	-	-	-	-	-	-	-	-	-	-	-	-	-	-	-	-	-	-	-	-	-	-	-	-	-	-	-	-
151.1802	-23.7846	SAP# 16 G	SAP16	2-2.5	18/12/2008	ES0901087		Stage 1b	-	-	-	-	-	-	-	-	-	-	-	-	-	-	-	-	-	-	-	-	-	-	-	-	-	-	-	-	-	-	-	-	-	-	-	-	-
151.1802	-23.7846	SAP# 16 G	SAP16	5.8-6.5	18/12/2008	ES0901087		Stage 1b	-	-	-	-	-	-	-	-	-	-	-	-	-	-	-	-	-	-	-	-	-	-	-	-	-	-	-	-	-	-	-	-	-	-	-	-	-
151.1802	-23.7846	SAP#16 G(	SAP16	0 - 0.1	18/12/2008	EB0900447		Stage 1b	-	-	-	-	16	-	-	3190	-	-	190	-	-	1.5	-	0.3	-	-	-	-	<1	-	<10	<0.02	-	9	-	-	-	<0.02	-	-	5.12	-	<2	-	-
151.1802	-23.7846	SAP#16 G(	SAP16	0.3-0.5	18/12/2008	EB0900447		Stage 1b	-	-	-	-	15.3	-	-	3060	-	-	265	-	-	1.5	-	0.42	-	-	-	-	<1	-	<10	<0.02	-	9	-	-	-	<0.02	-	-	4.9	-	<2	-	-
151.1802	-23.7846	SAP#16 G(	SAP16	0.8-1	18/12/2008	EB0900447		Stage 1b	-	-	-	-	12	-	-	2390	-	-	150	-	-	1.5	-	0.24	-	-	-	-	<1	-	<10	<0.02	-	9.1	-	-	-	<0.02	-	-	3.83	-	<2	-	-
151.1802	-23.7846	SAP#16 G(	SAP16	1.3-1.5	18/12/2008	EB0900447		Stage 1b	-	-	-	-	5.07	-	-	1010	-	-	350	-	-	1.5	-	0.56	-	-	-	-	<1	-	<10	<0.02	-	8.7	-	-	-	<0.02	-	-	1.62	-	<2	-	-
151.1802	-23.7846	SAP#16 G(	SAP16	1.8-2	18/12/2008	EB0900447		Stage 1b	-	-	-	-	2.98	-	-	594	-	-	350	-	-	1.5	-	0.56	-	-	-	-	<1	-	<10	<0.02	-	8.5	-	-	-	<0.02	-	-	0.95	-	<2	-	-
151.1802	-23.7846	SAP#16 G(	SAP16	2.3-2.5	18/12/2008	EB0900447		Stage 1b	-	-	-	-	2.64	-	-	528	-	-	352	-	-	1.5	-	0.56	-	-	-	-	<1	-	<10	<0.02	-	8.6	-	-	-	<0.02	-	-	0.85	-	<2	-	-
151.1802	-23.7846	SAP#16 G(	SAP16	2.8-3	18/12/2008	EB0900447		Stage 1b	-	-	-	-	2.73	-	-	545	-	-	367	-	-	1.5	-	0.59	-	-	-	-	<1	-	<10	<0.02	-	8.5	-	-	-	<0.02	-	-	0.87	-	<2	-	-
151.1802	-23.7846	SAP#16 G(	SAP16	3.3-3.5	18/12/2008	EB0900447		Stage 1b	-	-	-	-	2.53	-	-	506	-	-	450	-	-	1.5	-	0.72	-	-	-	-	8	-	112	0.18	-	8.4	-	-	-	<0.02	-	-	0.81	-	<2	-	-
151.1802	-23.7846	SAP#16 G(	SAP16	3.8-40	18/12/2008	EB0900447		Stage 1b	-	-	-	-	2.37	-	-	473	-	-	512	-	-	1.5	-	0.82	-	-	-	-	15	-	197	0.32	-	8.5	-	-	-	<0.02	-	-	0.76	-	<2	-	-
151.1802	-23.7846	SAP#16 G(	SAP16	4.3-4.5	18/12/2008	EB0900447		Stage 1b	-	-	-	-	2.2	-	-	440	-	-	347	-	-	1.5	-	0.56	-	-	-	-	4	-	54	0.09	-	8.4	-	-	-	<0.02	-	-	0.7	-	<2	-	-
151.1802	-23.7846	SAP#16 G(	SAP16	4.8-5	18/12/2008	EB0900447		Stage 1b	-	-	-	-	2.2	-	-	440	-	-	387	-	-	1.5	-	0.62	-	-	-	-	7	-	94	0.15	-	8.4	-	-	-	<0.02	-	-	0.7	-	<2	-	-
151.1802	-23.7846	SAP#16 G(	SAP16	5.3-5.5	18/12/2008	EB0900447		Stage 1b	-	-	-	-	2.64	-	-	528	-	-	285	-	-	1.5	-	0.46	-	-	-	-	<1	-	<10	<0.02	-	8.4	-	-	-	<0.02	-	-	0.85	-	<2	-	-
151.1802	-23.7846	SAP#16 G(	SAP16	5.8-6	18/12/2008	EB0900447		Stage 1b	-	-	-	-	2.81	-	-	561	-	-	120	-	-	1.5	-	0.19	-	-	-	-	<1	-	<10	<0.02	-	8.4	-	-	-	<0.02	-	-	0.9	-	<2	-	-
151.1802	-23.7846	SAP#16 G(	SAP16	6.3-6.5	18/12/2008	EB0900447		Stage 1b	-	-	-	-	1.54	-	-	308	-	-	145	-	-	1.5	-	0.23	-	-	-	-	<1	-	<10	<0.02	-	8.4	-	-	-	<0.02	-	-	0.49	-	<2	-	-
151.1802	-23.7846	SAP16_0.1	SAP16	0.1-0.1	18/12/2008	Field Test		Stage 1b	8.52	4.93	3.59	2	-	-	-	-	-	-	-	-	-	-	-	-	-	-	-	-	-	-	-	-	-	-	-	-	-	-	-	-	-	-	-	-	-
151.1802	-23.7846	SAP16_0.2	SAP16	0.25-0.25	18/12/2008	Field Test		Stage 1b	8.8	2.83	5.97	2	-	-	-	-	-	-	-	-	-	-	-	-	-	-	-	-	-	-	-	-	-	-	-	-	-	-	-	-	-	-	-	-	-
151.1802	-23.7846	SAP16_0.5	SAP16	0.5-0.5	18/12/2008	Field Test		Stage 1b	8.88	2.83	6.05	2	-	-	-	-	-	-	-	-	-	-	-	-	-	-	-	-	-	-	-	-	-	-	-	-	-	-	-	-	-	-	-	-	-
151.1802	-23.7846	SAP16_0.7	SAP16	0.75-0.75	18/12/2008	Field Test		Stage 1b	8.77	2.57	6.2	1	-	-	-	-	-	-	-	-	-	-	-	-	-	-	-	-	-	-	-	-	-	-	-	-	-	-	-	-	-	-	-	-	-
151.1802	-23.7846	SAP16_1	SAP16	1-1	18/12/2008	Field Test		Stage 1b	8.87	3.39	5.48	2	-	-	-	-	-	-	-	-	-	-	-	-	-	-	-	-	-	-	-	-	-	-	-	-	-	-	-	-	-	-	-	-	-
151.1802	-23.7846	SAP16_1.2	SAP16	1.25-1.25	18/12/2008	Field Test		Stage 1b	8.67	5.86	2.81	2	-	-	-	-	-	-	-	-	-	-	-	-	-	-	-	-	-	-	-	-	-	-	-	-	-	-	-	-	-	-	-	-	-
151.1802	-23.7846	SAP16_1.5	SAP16	1.5-1.5	18/12/2008	Field Test		Stage 1b	8.75	3.05	5.7	2	-	-	-	-	-	-	-	-	-	-	-	-	-	-	-	-	-	-	-	-	-	-	-	-	-	-	-	-	-	-	-	-	-
151.1802	-23.7846	SAP16_1.7	SAP16	1.75-1.75	18/12/2008	Field Test		Stage 1b	8.87	1.45	7.42	4	-	-	-	-	-	-	-	-	-	-	-	-	-	-	-	-	-	-	-	-	-	-	-	-	-	-	-	-	-	-	-	-	-
151.1802	-23.7846	SAP16_2	SAP16	2-2	18/12/2008	Field Test		Stage 1b	8.76	2.72	6.04	1	-	-	-	-	-	-	-	-	-	-	-	-	-	-	-	-	-	-	-	-	-	-	-	-	-	-	-	-	-	-	-	-	-
151.1802	-23.7846	SAP16_2.2	SAP16	2.25-2.25	18/12/2008	Field Test		Stage 1b	8.79	2.86	5.93	1	-	-	-	-	-	-	-	-	-	-	-	-	-	-	-	-	-	-	-	-	-	-	-	-	-	-	-	-	-	-	-	-	-

x coord	y coord	Field ID	Core #	Depth (m)	Date Sampled	SDG	GC Borelog Approved	Purpose	pH (F)	pH Change	pH OX	Reaction Rate	Acid Neutralising Capacity	Acid Reacted Calcium	Acid Reacted Magnesium	acidity - Acid Neutralising Capacity (19A2)	acidity - Acid Reacted Calcium	acidity - Acid Reacted Magnesium	acidity - Chromium Reducible Sulfur (a-22B)	acidity - Excess Acid Neutralising Capacity	acidity - Peroxide Oxidisable Sulfur	ANC Fineness Factor	Calcium in Peroxide	Chromium Reducible Sulfur	Excess Acid Neutralising Capacity	KCl Extractable Calcium	KCl Extractable Magnesium	KCl Extractable Sulfur	Liming Rate	Magnesium in Peroxide	Net Acidity (acidity units)	Net Acidity (sulfur units)	Peroxide Oxidisable Sulfur	pH KCl	sulfidic - Acid Reacted Calcium	sulfidic - Acid Reacted Magnesium	sulfidic - Excess Acid Neutralising Capacity	sulfidic - Titratable Actual Acidity	sulfidic - Titratable Peroxide Acidity	sulfidic - Titratable Sulfidic Acidity	sulfidic-Acid Neutral	Sulfur in Peroxide	Titratable Actual Acidity	Titratable Peroxide Acidity	Titratable Sulfidic Acidity
									ASS Field Test				ASS																																
									pH Unit	pH Units	pH Unit	Units	m H+/t	%	%	mol h+/t	mole H+/t	mole H+/t	m H+/t	mole H+/t	mole H+/t	-	%	%S	%	%	%	%	kg CaCO3/t	%	mole H+/t	%S	%	pH Unit	% S	%S	%S	%S	%S	%S	%S	%	mole H+/t	mole H+/t	mole H+/t
EQL									0.1		0.1	1	0.01	0.02	0.02	10	10	10	10	10	10	0.5	0.02	0.02	0.02	0.02	0.02	0.02	1	0.02	10	0.02	0.02	0.1	0.01	0.02	0.02	0.02	0.02	0.02	0.01	0.02	2	2	2
National Assessment Guidelines for Dredging- Maximum																																													
National Assessment Guidelines for Dredging- Screening																																													
QASSIT 1998 (Field Screen)									5-14	1	5-14	2																																	
QASSIT 1998 (Minimum)																																18	0.03													
151.1802	-23.7846	SAP16_2.5	SAP16	2.5-2.5	18/12/2008	Field Test		Stage 1b	8.68	2.67	6.01	1	-	-	-	-	-	-	-	-	-	-	-	-	-	-	-	-	-	-	-	-	-	-	-	-	-	-	-	-	-	-	-	-	-
151.1802	-23.7846	SAP16_2.7	SAP16	2.75-2.75	18/12/2008	Field Test		Stage 1b	8.72	5.96	2.76	2	-	-	-	-	-	-	-	-	-	-	-	-	-	-	-	-	-	-	-	-	-	-	-	-	-	-	-	-	-	-	-	-	-
151.1802	-23.7846	SAP16_20	SAP16	5.5	20/11/2008	EB0816584		Stage 1b	-	-	8.2	-	-	4.28	0.14	-	2140	115	-	2090	165	1.5	4.56	-	10.5	0.28	0.07	0.04	<1	0.21	<10	<0.02	0.26	9.1	3.43	0.18	3.35	<0.02	<0.02	<0.02	-	0.31	<2	<2	<2
151.1802	-23.7846	SAP16_20	SAP16	5.5-6	20/11/2008	237578		Stage 1b	-	-	-	-	-	-	-	-	-	-	-	-	-	-	-	-	-	-	-	-	-	-	-	-	-	-	-	-	-	-	-	-	-	-	-	-	-
151.1802	-23.7846	SAP16_20	SAP16	6	20/11/2008	EB0816584		Stage 1b	-	-	8.4	-	-	0.14	0.09	-	71	74	-	90	42	1.5	0.28	-	0.45	0.14	0.13	0.02	<1	0.22	<10	<0.02	0.07	8.5	0.11	0.12	0.14	<0.02	<0.02	<0.02	-	0.09	<2	<2	<2
151.1802	-23.7846	SAP16_20	SAP16	6.5	20/11/2008	EB0816584		Stage 1b	-	-	6.8	-	-	0.02	0.02	-	13	21	-	38	25	1.5	0.11	-	0.19	0.08	0.12	<0.02	<1	0.14	<10	<0.02	0.04	6.8	0.02	0.03	0.06	<0.02	<0.02	<0.02	-	0.04	<2	<2	<2
151.1802	-23.7846	SAP16_20	SAP16	0 - 0.1	20/11/2008	237578		Stage 1b	-	-	-	-	-	-	-	-	-	-	-	-	-	-	-	-	-	-	-	-	-	-	-	-	-	-	-	-	-	-	-	-	-	-	-	-	-
151.1802	-23.7846	SAP16_20	SAP16	0.1	20/11/2008	EB0816584		Stage 1b	-	-	8.4	-	-	5.26	0.16	-	2630	132	-	2670	82	1.5	5.53	-	13.4	0.26	0.06	0.04	<1	0.22	<10	<0.02	0.13	9.2	4.21	0.21	4.28	<0.02	<0.02	<0.02	-	0.17	<2	<2	<2
151.1802	-23.7846	SAP16_3	SAP16	3-3	18/12/2008	Field Test		Stage 1b	8.46	2.85	5.61	1	-	-	-	-	-	-	-	-	-	-	-	-	-	-	-	-	-	-	-	-	-	-	-	-	-	-	-	-	-	-	-	-	-
151.1802	-23.7846	SAP16_3.2	SAP16	3.25-3.25	18/12/2008	Field Test		Stage 1b	8.77	3.56	5.21	1	-	-	-	-	-	-	-	-	-	-	-	-	-	-	-	-	-	-	-	-	-	-	-	-	-	-	-	-	-	-	-	-	-
151.1802	-23.7846	SAP16_3.5	SAP16	3.5-3.5	18/12/2008	Field Test		Stage 1b	8.79	3.15	5.64	1	-	-	-	-	-	-	-	-	-	-	-	-	-	-	-	-	-	-	-	-	-	-	-	-	-	-	-	-	-	-	-	-	-
151.1802	-23.7846	SAP16_3.7	SAP16	3.75-3.75	18/12/2008	Field Test		Stage 1b	8.75	5.34	3.41	1	-	-	-	-	-	-	-	-	-	-	-	-	-	-	-	-	-	-	-	-	-	-	-	-	-	-	-	-	-	-	-	-	-
151.1802	-23.7846	SAP16_4	SAP16	4-4	18/12/2008	Field Test		Stage 1b	8.19	2.58	5.61	2	-	-	-	-	-	-	-	-	-	-	-	-	-	-	-	-	-	-	-	-	-	-	-	-	-	-	-	-	-	-	-	-	-
151.1802	-23.7846	SAP16_4.2	SAP16	4.25-4.25	18/12/2008	Field Test		Stage 1b	8.66	4.24	4.42	1	-	-	-	-	-	-	-	-	-	-	-	-	-	-	-	-	-	-	-	-	-	-	-	-	-	-	-	-	-	-	-	-	-
151.1802	-23.7846	SAP16_4.5	SAP16	4.5-4.5	18/12/2008	Field Test		Stage 1b	8.59	5.35	3.24	2	-	-	-	-	-	-	-	-	-	-	-	-	-	-	-	-	-	-	-	-	-	-	-	-	-	-	-	-	-	-	-	-	-
151.1802	-23.7846	SAP16_4.7	SAP16	4.75-4.75	18/12/2008	Field Test		Stage 1b	8.4	1.06	7.34	4	-	-	-	-	-	-	-	-	-	-	-	-	-	-	-	-	-	-	-	-	-	-	-	-	-	-	-	-	-	-	-	-	-
151.1802	-23.7846	SAP16_5	SAP16	5-5	18/12/2008	Field Test		Stage 1b	8.43	2.93	5.5	2	-	-	-	-	-	-	-	-	-	-	-	-	-	-	-	-	-	-	-	-	-	-	-	-	-	-	-	-	-	-	-	-	-
151.1802	-23.7846	SAP16_5.2	SAP16	5.25-5.25	18/12/2008	Field Test		Stage 1b	8.27	2.97	5.3	2	-	-	-	-	-	-	-	-	-	-	-	-	-	-	-	-	-	-	-	-	-	-	-	-	-	-	-	-	-	-	-	-	-
151.1802	-23.7846	SAP16_5.5	SAP16	5.5-5.5	18/12/2008	Field Test		Stage 1b	8.47	4.68	3.79	2	-	-	-	-	-	-	-	-	-	-	-	-	-	-	-	-	-	-	-	-	-	-	-	-	-	-	-	-	-	-	-	-	-
151.1802	-23.7846	SAP16_5.7	SAP16	5.75-5.75	18/12/2008	Field Test		Stage 1b	8.37	5.14	3.23	1	-	-	-	-	-	-	-	-	-	-	-	-	-	-	-	-	-	-	-	-	-	-	-	-	-	-	-	-	-	-	-	-	-
151.1802	-23.7846	SAP16_6	SAP16	6-6	18/12/2008	Field Test		Stage 1b	8.82	1	7.82	2	-	-	-	-	-	-	-	-	-	-	-	-	-	-	-	-	-	-	-	-	-	-	-	-	-	-	-	-	-	-	-	-	-
151.1802	-23.7846	SAP16_6.2	SAP16	6.25-6.25	18/12/2008	Field Test		Stage 1b	9.09	2.61	6.48	1	-	-	-	-	-	-	-	-	-	-	-	-	-	-	-	-	-	-	-	-	-	-	-	-	-	-	-	-	-	-	-	-	-
151.1802	-23.7846	SAP16_6.5	SAP16	6.5-6.5	18/12/2008	Field Test		Stage 1b	8.52	2.04	6.48	1	-	-	-	-	-	-	-	-	-	-	-	-	-	-	-	-	-	-	-	-	-	-	-	-	-	-	-	-	-	-	-	-	-
151.1805	-23.7849	5847	5847	0 - 0.1	21/03/2009	EB0904884		Stage 1b	-	-	-	-	35.8	-	-	7140	-	-	22	-	-	1.5	-	0.04	-	-	-	-	<1	-	<10	<0.02	-	9.5	-	-	-	<0.02	-	-	11.4	-	<2	-	-
151.1805	-23.7849	5847	5847	0 - 0.5	21/03/2009	ES0904150		Stage 1b	-	-	-	-	-	-	-	-	-	-	-	-	-	-	-	-	-	-	-	-	-	-	-	-	-	-	-	-	-	-	-	-	-	-	-	-	-
151.1805	-23.7849	5847	5847	0 - 0.5	21/03/2009	ES0904190		Stage 1b	-	-	-	-	-	-	-	-	-	-	-	-	-	-	-	-	-	-	-	-	-	-	-	-	-	-	-	-	-	-	-	-	-	-	-	-	-
151.1805	-23.7849	5847	5847	0.3-0.5	21/03/2009	EB0904884		Stage 1b	-	-	-	-	12.7	-	-	2540	-	-	137	-	-	1.5	-	0.22	-	-	-	-	<1	-	<10	<0.02	-	9.2	-	-	-	<0.02	-	-	4.06	-	<2	-	-
151.1805	-23.7849	5847	5847	0.5-1	21/03/2009	ES0904150		Stage 1b	-	-	-	-	-	-	-	-	-	-	-	-	-	-	-	-	-	-	-	-	-	-	-	-	-	-	-	-	-	-	-	-	-	-	-	-	-
151.1805	-23.7849	5847	5847	0.8-1	21/03/2009	EB0904884		Stage 1b	-	-	-	-	11.1	-	-	2220	-	-	112	-	-	1.5	-	0.18	-	-	-	-	<1	-	<10	<0.02	-	9.3	-	-	-	<0.02	-	-	3.56	-	<2	-	-
151.1805	-23.7849	5847	5847	1.3-1.5	21/03/2009	EB0904884		Stage 1b	-	-	-	-	9.26	-	-	1850	-	-	140	-	-	1.5	-	0.22	-	-	-	-	<1	-	<10	<0.02	-	9.3	-	-	-	<0.02	-	-	2.96	-	<2	-	-
151.1805	-23.7849	5847	5847	1.5-2	21/03/2009	ES0904150		Stage 1b	-	-	-	-	-	-	-	-	-	-	-	-	-	-	-	-	-	-	-	-	-	-	-	-	-	-	-	-	-	-	-	-	-	-	-	-	-
151.1805	-23.7849	5847	5847	1.8-2	21/03/2009	EB0904884		Stage 1b	-	-	-	-	14.6	-	-	2920	-	-	300	-	-	1.5	-	0.48	-	-	-	-	<1	-	<10	<0.02	-	9.1	-	-	-	<0.02	-	-	4.68	-	<2	-	-
151.1805	-23.7849	5847	5847	1-1.5	21/03/2009	ES0904150		Stage 1b	-	-	-	-	-	-	-	-	-	-	-	-	-	-	-	-	-	-	-	-	-	-	-	-	-	-	-	-	-	-	-	-	-	-	-	-	-
151.1805	-23.7849	5847	5847	2.3-2.5	21/03/2009	EB0904884		Stage 1b	-	-	-	-	1.3	-	-	260	-	-	477	-	-	1.5	-	0.76	-	-	-	-	23	-	304	0.49	-	8.6	-	-	-	<0.02	-	-	0.42	-	<2	-	-
151.1805	-23.7849	5847	5847	2.8-4.3	21/03/2009	ES0904150		Stage 1b	-	-	-	-	-	-	-	-	-	-	-	-	-	-	-	-	-	-	-	-	-	-	-	-	-	-	-	-	-	-	-	-	-	-	-	-	-
151.1805	-23.7849	5847	5847	2-2.8	21/03/2009	ES0904150		Stage 1b	-	-	-	-	-	-	-	-	-	-	-	-	-	-	-	-	-	-	-	-	-	-	-	-	-	-	-	-	-	-	-	-	-	-	-	-	-
151.1805	-23.7849	5847	5847	3.3-3.5	21/03/2009	EB0904884		Stage 1b	-	-	-	-	1.83	-	-	366	-	-	<10	-	-	1.5	-	<0.02	-	-	-	-	<1	-	<10	<0.02	-	8.8	-	-	-	<0.02	-	-	0.59	-	<2	-	-
151.1805	-23.7849	5847	5847	3.5-4	21/03/2009	ES0904190		Stage 1b	-	-	-	-	-	-	-	-	-	-	-	-	-	-	-	-	-	-	-	-	-	-	-	-	-	-	-	-	-	-	-	-	-	-	-	-	-
151.1805	-23.7849	5847	5847	4-4.3	21/03/2009	EB0904884		Stage 1b	-	-	-	-	0.53	-	-	106	-	-	12	-	-	1.5	-	0.02	-	-	-	-	<1	-	<10	<0.02	-	7.3	-	-	-	<0.02	-	-	0.17	-	<2	-	-
151.1805	-23.7849	5847_0.1	5847	0.1	21/03/2009	Field Test		Stage 1b	8.73	0.59	8.14	2	-	-	-	-	-	-	-	-	-	-	-	-	-	-	-	-	-	-	-	-	-	-	-	-	-	-	-	-	-	-	-	-	-
151.1805	-23.7849	5847_0.25	5847	0.25	21/03/2009	Field Test		Stage 1b	9.09	3.38	5.71	1	-	-	-	-	-	-	-	-	-	-	-	-	-	-	-	-	-	-	-	-	-	-	-	-	-	-	-	-	-	-	-	-	-
151.1805	-23.7849	5847_0.5	5847	0.5	21/03/2009	Field Test		Stage 1b	9.06	2.73	6.33	-	-	-	-	-	-	-	-	-	-	-	-	-	-	-	-	-	-	-	-	-	-	-	-	-	-	-	-	-	-	-	-	-	-
151.1805	-23.7849	5847_0.75	5847	0.75	21/03/2009	Field Test		Stage 1b	8.98	2.58	6.4	-	-	-	-	-	-	-	-	-	-	-	-	-	-	-	-	-	-	-	-	-	-	-	-	-	-	-	-	-	-	-	-	-	-
151.1805	-23.7849	5847_1	5847	1	21/03/2009	Field Test		Stage 1b	8.94	2.97	5.97	1	-	-	-	-	-	-	-	-	-	-	-	-	-	-	-	-	-	-	-	-	-	-	-	-	-	-	-	-	-	-	-	-	-
151.1805	-23.7849	5847_1.25	5847	1.25	21/03/2009	Field Test		Stage 1b	8.72	2.48	6.24	1	-	-	-	-	-	-	-	-	-	-	-	-	-	-	-	-	-	-	-	-	-	-	-	-	-	-	-	-	-	-	-	-	-
151.1805	-23.7849	5847_1.5	5847	1.5	21/03/2009	Field Test		Stage 1b	8.65	2.55	6.1	1	-	-	-	-	-	-	-	-	-	-	-	-	-	-	-	-	-	-	-	-	-	-	-	-	-	-	-	-	-	-	-	-	-
151.1805	-23.7849	5847_1.75	5847	1.75	21/03/2009	Field Test		Stage 1b	8.58	3.64	4.94	2	-	-	-	-	-	-	-	-	-	-	-	-	-	-	-	-	-	-	-	-	-	-	-	-	-	-	-	-	-	-	-	-	-
151.1805	-23.7849	5847_2	5847	2	21/03/2009	Field Test		Stage 1b	8.58	4.9	3.68	1	-	-	-	-	-	-	-	-	-	-	-	-	-	-	-	-	-	-	-	-	-	-	-	-	-	-	-	-	-	-	-	-	-
151.1805	-23.7849	5847_2.25	5847	2.25	21/03/2009	Field Test		Stage 1b	7.86	4.16	3.7	1	-	-	-	-	-	-	-	-	-	-	-	-	-	-	-	-	-	-	-	-	-	-	-	-	-	-	-	-	-	-	-	-	-
151.1805	-23.7849	5847_2.5	5847	2.5	21/03/2009	Field Test		Stage 1b	8.23	5.99	2.24	3	-	-	-	-	-	-	-	-	-	-	-	-	-	-	-	-	-	-	-	-	-	-	-	-	-	-	-	-	-	-	-	-	-
151.1805	-23.7849	5847_2.75	5847	2.75	21/03/2009	Field Test		Stage 1b	8.38	5.29	3.09	1	-	-	-	-	-	-	-	-	-	-	-	-	-	-	-	-	-	-	-	-	-	-	-	-	-	-	-	-	-	-	-	-	-
151.1805	-23.7849	5847_3	5847	3	21/03/2009	Field Test		Stage 1b	9.06	0.85	8.21	1	-	-	-	-	-	-	-	-	-	-	-	-	-	-	-	-	-	-	-	-	-	-	-	-	-	-	-	-	-	-	-	-	-
151.1805	-23.7849	5847_3.25	5847	3.25	21/03/2009	Field Test		Stage 1b	8.23	1.78	6.45	-	-	-	-	-	-	-	-	-	-	-	-	-	-	-	-	-	-	-	-	-	-	-	-	-	-	-	-	-	-	-	-	-	-
151.1805	-23.7849	5847_3.5	5847	3.5	21/03/2009	Field Test		Stage 1b	7.07	1.44	5.63	-	-	-	-	-	-	-	-	-	-	-	-	-	-	-	-	-	-	-	-	-	-	-	-	-	-	-	-	-	-	-	-	-	-
151.1805	-23.7849	5847_3.75	5847	3.75	21/03/2009	Field Test		Stage 1b	7.28	-0.51	7.79	3	-	-	-	-	-	-	-	-	-	-	-	-	-	-	-	-	-	-	-	-	-	-	-	-	-	-	-	-	-	-	-	-	-
151.1805	-23.7849	5847_4	5847	4	21/03/2009	Field Test		Stage 1b	7.25	-1.17	8.42	4	-	-	-	-	-	-	-	-	-	-	-	-	-	-	-	-	-	-	-	-	-	-	-	-	-	-	-	-	-	-	-	-	-
151.1805	-23.7849	5847_4.25	5847	4.25	21/03/2009	Field Test		Stage 1b	7.2	-0.04	7.24	-	-	-	-	-	-	-	-	-	-	-	-	-	-	-	-	-	-	-	-	-	-	-	-	-	-	-	-	-	-	-	-	-	-
151.1805	-23.7849	5847A	5847	0 - 0.5	21/03/2009	ES0904150		Stage 1b	-	-	-	-	-	-	-	-	-	-	-	-	-	-	-	-	-	-	-	-	-	-	-	-	-	-	-	-	-	-	-	-	-	-	-	-	-
151.1805	-23.7849	5847A	5847	0.5-1	21/03/2009	ES0904150		Stage 1b	-	-	-	-	-	-	-	-	-	-	-	-	-	-	-	-	-	-	-	-	-	-	-	-	-	-	-	-	-	-	-	-	-	-	-	-	-
151.1805	-23.7849	5847A	5847	1.5-2	21/03/2009	ES0904150		Stage 1b	-	-	-	-	-	-	-	-	-	-	-	-	-	-	-	-	-	-	-	-	-	-	-	-	-	-	-	-	-	-	-	-	-	-	-	-	-
151.1805	-23.7849	5847A	5847	1-1.5	21/03/2009	ES0904150		Stage 1b	-	-	-	-	-	-	-	-	-	-	-	-	-	-	-	-	-	-	-	-	-	-	-	-	-	-	-	-	-	-	-	-	-	-	-	-	-
151.1805	-23.7849	5847A	5847	2.8-3.7	21/03/2009	ES0904150		Stage 1b	-	-	-	-	-	-	-	-	-	-	-	-	-	-	-	-	-	-	-	-	-	-	-	-	-	-	-	-	-	-	-	-	-	-	-	-	-
151.1805	-23.7849	5847A	5847	2-2.8	21/03/2009	ES0904150		Stage 1b	-	-	-	-	-	-	-	-	-	-	-	-	-	-	-	-	-	-	-	-	-	-	-	-	-	-	-	-	-	-	-	-	-	-	-	-	-
151.1805	-23.7849	5847B	5847	0 - 0.5	21/03/2009	ES0904150		Stage 1b	-	-	-	-	-	-	-	-	-	-	-	-	-	-	-	-	-	-	-	-	-	-	-	-	-	-	-	-	-	-	-	-	-	-	-	-	-
151.1805	-23.7849	5847B	5847	0.5-1	21/03/2009	ES0904150		Stage 1b	-	-	-	-	-	-	-	-	-	-	-	-	-	-	-	-	-	-	-	-	-	-	-	-	-	-	-	-	-	-	-	-	-	-	-	-	-
151.1805	-23.7849	5847B	5847	1.5-2	21/03/2009	ES0904150		Stage 1b	-	-	-	-	-	-	-	-	-	-	-	-	-	-	-	-	-	-	-	-	-	-	-	-	-	-	-	-	-	-	-	-	-	-	-	-	-
151.1805	-23.7849	5847B	5847	1-1.5	21/03/2009	ES0904150		Stage 1b	-	-	-	-	-	-	-	-	-	-	-	-	-	-	-	-	-	-	-	-	-	-	-	-	-	-	-	-	-	-	-	-	-	-	-	-	-
151.1805	-23.7849	5847B	5847	2.5-3	21/03/2009	ES0904150		Stage 1b	-	-	-	-	-	-	-	-	-	-	-	-	-	-	-	-	-	-	-	-	-	-	-	-	-	-	-	-	-	-	-	-	-	-	-	-	-
151.1805	-23.7849	5847B	5847	2-2.5	21/03/2009	ES0904150		Stage 1b	-	-	-	-	-	-	-	-	-	-	-	-	-	-	-	-	-	-	-	-	-	-	-	-	-	-	-	-	-	-	-	-	-	-	-	-	-
151.1805	-23.7849	5847B	5847	3.25-4.3	21/03/2009	ES0904150		Stage 1b	-	-	-	-	-	-	-	-	-	-	-	-	-	-	-	-	-	-	-	-	-	-	-	-	-	-	-	-	-	-	-	-	-	-	-	-	-
151.1805	-23.7849	5847B	5847	3-3.25	21/03/2009	ES0904150		Stage 1b	-	-	-	-	-	-	-	-	-	-	-	-	-	-	-	-	-	-	-	-	-	-	-	-	-	-	-	-	-	-	-	-	-	-	-	-	-
151.1818	-23.7866	5806	5806	0 - 0.1	23/03/2009	EB0904884		Stage 1b	-	-	-	-	17	-	-	3410	-	-	<10	-	-	1.5	-	<0.02	-	-	-	-	<1	-	<10	<0.02	-	9.3	-	-	-	<0.02	-	-	5.46	-	<2	-	-
151.1818	-23.7866	5806	5806	0 - 0.5	23/03/2009	ES0904349		Stage 1b	-	-	-	-	-	-	-	-	-	-	-	-	-	-	-	-	-	-	-	-	-	-	-	-	-	-	-	-	-	-	-	-	-	-	-	-	-
151.1818	-23.7866	5806	5806	0 - 0.5	23/03/2009	ES0904973		Stage 1b	-	-	-	-	-	-	-	-	-	-	-	-	-	-	-	-	-	-	-	-	-	-	-	-	-	-	-	-	-	-	-	-	-	-	-	-	-
151.1818	-23.7866	5806	5806	0.3-0.5	23/03/2009	EB0904884		Stage 1b	-	-	-	-	0.38	-	-	76	-	-	<10	-	-	1.5	-	<0.02	-	-	-	-	<1	-	<10	<0.02	-	7.9	-	-	-	<0.02	-	-	0.12	-	<2	-	-
151.1818	-23.7866	5806	5806	0.5-1.1	23/03/2009	ES0904349		Stage 1b	-	-	-	-	-	-	-	-	-	-	-	-	-	-	-	-	-	-	-	-	-	-	-	-	-	-	-	-	-	-	-	-	-	-	-	-	-
151.1818	-23.7866	5806	5806	0.8-1	23/03/2009	EB0904884		Stage 1b	-	-	-	-	<0.01	-	-	<10	-	-	<10	-	-	1.5	-	<0.02	-	-	-	-	<1	-	<10	<0.02	-	6.9	-	-	-	<0.02	-	-	<0.01	-	<2	-	-
151.1818	-23.7866	5806_0.1	5806	0.1	23/03/2009	Field Test		Stage 1b	8.55	2.32	6.23	1	-	-	-	-	-	-	-	-	-	-	-	-	-	-	-	-	-	-	-	-	-	-	-	-	-	-	-	-	-	-	-	-	-
151.1818	-23.7866	5806_0.25	5806	0.25	23/03/2009	Field Test		Stage 1b	7.17	1.81	5.36	-	-	-	-	-	-	-	-	-	-	-	-	-	-	-	-	-	-	-	-	-	-	-	-	-	-	-	-	-	-	-	-	-	-
151.1818	-23.7866	5806_0.5	5806	0.5	23/03/2009	Field Test		Stage 1b	7.09	1.27	5.82	1	-	-	-	-	-	-	-	-	-	-	-	-	-	-	-	-	-	-	-	-	-	-	-	-	-	-	-	-	-	-	-	-	-
151.1818	-23.7866	5806_0.75	5806	0.75	23/03/2009	Field Test		Stage 1b	7.55	-1.34	8.89	4	-	-	-	-	-	-	-	-	-	-	-	-	-	-	-	-	-	-	-	-	-	-	-	-	-	-	-	-	-	-	-	-	-
151.1818	-23.7866	5806_1	5806	1	23/03/2009	Field Test		Stage 1b	7.19	1.85	5.34	-	-	-	-	-	-	-	-	-	-	-	-	-	-	-	-	-	-	-	-	-	-	-	-	-	-	-	-	-	-	-	-	-	-
151.1823	-23.7845	5786	5786	0 - 0.1	19/03/2009	EB0904884		Stage 1b	-	-	-	-	13	-	-	2600	-	-	186	-	-	1.5	-	0.3	-	-	-	-	<1	-	<10	<0.02	-	9.1	-	-	-	<0.02	-	-	4.18	-	<2	-	-
151.1823	-23.7845	5786	5786	0 - 0.5	19/03/2009	ES0904150		Stage 1b	-	-	-	-	-	-	-	-	-	-	-	-	-	-	-	-	-	-	-	-	-	-	-	-	-	-	-	-	-	-	-	-	-	-	-	-	-
151.1823	-23.7845	5786	5786	0 - 0.5	19/03/2009	ES0904190		Stage 1b	-	-	-	-	-	-	-	-	-	-	-	-	-	-	-	-	-	-	-	-	-	-	-	-	-	-	-	-	-	-	-	-	-	-	-	-	-
151.1823	-23.7845	5786	5786	0.3-0.5	19/03/2009	EB0904884		Stage 1b	-	-	-	-	1.64	-	-	329	-	-	313	-	-	1.5	-	0.5	-	-	-	-	7	-	94	0.15	-	8.7	-	-	-	<0.02	-	-	0.53	-	<2	-	-
151.1823	-23.7845	5786	5786	0.5-1	19/03/2009	ES0904150		Stage 1b	-	-	-	-	-	-	-	-	-	-	-	-	-	-	-	-	-	-	-	-	-	-	-	-	-	-	-	-	-	-	-	-	-	-	-	-	-
151.1823	-23.7845	5786	5786	0.8-1	19/03/2009	EB0904884		Stage 1b	-	-	-	-	1.74	-	-	348	-	-	371	-	-	1.5	-	0.59	-	-	-	-	10	-	139	0.22	-	8.6	-	-	-	<0.02	-	-	0.56	-	<2	-	-
151.1823	-23.7845	5786	5786	1.3-1.5	19/03/2009	EB0904884		Stage 1b	-	-	-	-	1.45	-	-	290	-	-	426	-	-	1.5	-	0.68	-	-	-	-	17	-	233	0.37	-	8.7	-	-	-	<0.02	-	-	0.46	-	<2	-	-
151.1823	-23.7845	5786	5786	1.5-2	19/03/2009	ES0904150		Stage 1b	-	-	-	-	-	-	-	-	-	-	-	-	-	-	-	-	-	-	-	-	-	-	-	-	-	-	-	-	-	-	-	-	-	-	-	-	-
151.1823	-23.7845	5786	5786	1.8-2	19/03/2009	EB0904884		Stage 1b	-	-	-	-	1.2	-	-	240	-	-	543	-	-	1.5	-	0.87	-	-	-	-	29	-	383	0.61	-	8.5	-	-	-	<0.02	-	-	0.38	-	<2	-	-
151.1823	-23.7845	5786	5786	1-1.5	19/03/2009	ES0904150		Stage 1b	-	-	-	-	-	-	-	-	-	-	-	-	-	-	-	-	-	-	-	-	-	-	-	-	-	-	-	-	-	-	-	-	-	-	-	-	-
151.1823	-23.7845	5786	5786	2.3-2.5	19/03/2009	EB0904884		Stage 1b	-	-	-	-	1.74	-	-	348	-	-	211	-	-	1.5	-	0.34	-	-	-	-	<1	-	<10	<0.02	-	8.4	-	-	-	<0.02	-	-	0.56	-	<2	-	-
151.1823	-23.7845	5786	5786	2-3	19/03/2009	ES0904150		Stage 1b	-	-	-	-	-	-	-	-	-	-	-	-	-	-	-	-	-	-	-	-	-	-	-	-	-	-	-	-	-	-	-	-	-	-	-	-	-
151.1823	-23.7845	5786	5786	3.3-3.5	19/03/2009	EB0904884		Stage 1b	-	-	-	-	1.74	-	-	348	-	-	211	-	-	1.5	-	0.34	-	-	-	-	<1	-	<10	<0.02	-	8.6	-	-	-	<0.02	-	-	0.56	-	<2	-	-
151.1823	-23.7845	5786	5786	3-4	19/03/2009	ES0904150		Stage 1b	-	-	-	-	-	-	-	-	-	-	-	-	-	-	-	-	-	-	-	-	-	-	-	-	-	-	-	-	-	-	-	-	-	-	-	-	-
151.1823	-23.7845	5786	5786	4.3-4.5	19/03/2009	EB0904884		Stage 1b	-	-	-	-	2.58	-	-	515	-	-	273	-	-	1.5	-	0.44	-	-	-	-	<1	-	<10	<0.02	-	8.7	-	-	-	<0.02	-	-	0.82	-	<2	-	-
151.1823	-23.7845	5786	5786	4-5.5	19/03/2009	ES0904150		Stage 1b	-	-	-	-	-	-	-	-	-	-	-	-	-	-	-	-	-	-	-	-	-	-	-	-	-	-	-	-	-	-	-	-	-	-	-	-	-

									ASS Field Test				ASS																																
									pH (F)	pH Change	pH OX	Reaction Rate	Acid Neutralising Capacity	Acid Reacted Calcium	Acid Reacted Magnesium	acidity - Acid Neutralising Capacity (19A2)	acidity - Acid Reacted Calcium	acidity - Acid Reacted Magnesium	acidity - Chromium Reducible Sulfur (a-22B)	acidity - Excess Acid Neutralising Capacity	acidity - Peroxide Oxidisable Sulfur	ANC Fineness Factor	Calcium in Peroxide	Chromium Reducible Sulfur	Excess Acid Neutralising Capacity	KCl Extractable Calcium	KCl Extractable Magnesium	KCl Extractable Sulfur	Liming Rate	Magnesium in Peroxide	Net Acidity (acidity units)	Net Acidity (sulfur units)	Peroxide Oxidisable Sulfur	pH KCl	sulfidic - Acid Reacted Calcium	sulfidic - Acid Reacted Magnesium	sulfidic - Excess Acid Neutralising Capacity	sulfidic - Titratable Actual Acidity	sulfidic - Titratable Peroxide Acidity	sulfidic - Titratable Sulfidic Acidity	sulfidic-Acid Neutral	Sulfur in Peroxide	Titratable Actual Acidity	Titratable Peroxide Acidity	Titratable Sulfidic Acidity
									pH Unit	pH Units	pH Unit	Units	m H+/t	%	%	mol h+/t	mole H+/t	mole H+/t	m H+/t	mole H+/t	mole H+/t	-	%	% S	%	%	%	%	%	kg CaCO3/t	%	mole H+/t	%S	%	pH Unit	% S	%S	%S	%S	%S	%S	%S	%	mole H+/t	mole H+/t	mole H+/t
EQL									0.1		0.1	1	0.01	0.02	0.02	10	10	10	10	10	10	0.5	0.02	0.02	0.02	0.02	0.02	0.02	1	0.02	10	0.02	0.02	0.1	0.01	0.02	0.02	0.02	0.02	0.02	0.01	0.02	2	2	2
National Assessment Guidelines for Dredging- Maximum																																													
National Assessment Guidelines for Dredging- Screening																																													
QASSIT 1998 (Field Screen)									5-14	1	5-14	2																																	
QASSIT 1998 (Minimum)																															18	0.03													
x coord	**y coord**	**Field ID**	**Core #**	**Depth (m)**	**Date Sample**	**SDG**	**GC Borelog Approved**	**Purpose**																																					
151.1823	-23.7845	5786	5786	5.3-5.5	19/03/2009	EB0904884		Stage 1b	-	-	-	-	1.84	-	-	368	-	-	211	-	-	1.5	-	0.34	-	-	-	-	<1	-	<10	<0.02	-	8.7	-	-	-	<0.02	-	-	0.59	-	<2	-	-
151.1823	-23.7845	5786_0.1	5786	0.1	19/03/2009	Field Test		Stage 1b	8.84	3.05	5.79	-	-	-	-	-	-	-	-	-	-	-	-	-	-	-	-	-	-	-	-	-	-	-	-	-	-	-	-	-	-	-	-	-	-
151.1823	-23.7845	5786_0.25	5786	0.25	19/03/2009	Field Test		Stage 1b	9.18	3.55	5.63	1	-	-	-	-	-	-	-	-	-	-	-	-	-	-	-	-	-	-	-	-	-	-	-	-	-	-	-	-	-	-	-	-	-
151.1823	-23.7845	5786_0.5	5786	0.5	19/03/2009	Field Test		Stage 1b	8.87	3.17	5.7	1	-	-	-	-	-	-	-	-	-	-	-	-	-	-	-	-	-	-	-	-	-	-	-	-	-	-	-	-	-	-	-	-	-
151.1823	-23.7845	5786_0.75	5786	0.75	19/03/2009	Field Test		Stage 1b	8.69	2.92	5.77	1	-	-	-	-	-	-	-	-	-	-	-	-	-	-	-	-	-	-	-	-	-	-	-	-	-	-	-	-	-	-	-	-	-
151.1823	-23.7845	5786_1	5786	1	19/03/2009	Field Test		Stage 1b	8.69	3.41	5.28	3	-	-	-	-	-	-	-	-	-	-	-	-	-	-	-	-	-	-	-	-	-	-	-	-	-	-	-	-	-	-	-	-	-
151.1823	-23.7845	5786_1.25	5786	1.25	19/03/2009	Field Test		Stage 1b	8.66	4.76	3.9	1	-	-	-	-	-	-	-	-	-	-	-	-	-	-	-	-	-	-	-	-	-	-	-	-	-	-	-	-	-	-	-	-	-
151.1823	-23.7845	5786_1.5	5786	1.5	19/03/2009	Field Test		Stage 1b	7.88	3.46	4.42	1	-	-	-	-	-	-	-	-	-	-	-	-	-	-	-	-	-	-	-	-	-	-	-	-	-	-	-	-	-	-	-	-	-
151.1823	-23.7845	5786_1.75	5786	1.75	19/03/2009	Field Test		Stage 1b	8.62	6.03	2.59	1	-	-	-	-	-	-	-	-	-	-	-	-	-	-	-	-	-	-	-	-	-	-	-	-	-	-	-	-	-	-	-	-	-
151.1823	-23.7845	5786_2	5786	2	19/03/2009	Field Test		Stage 1b	8.57	6.63	1.94	2	-	-	-	-	-	-	-	-	-	-	-	-	-	-	-	-	-	-	-	-	-	-	-	-	-	-	-	-	-	-	-	-	-
151.1823	-23.7845	5786_2.25	5786	2.25	19/03/2009	Field Test		Stage 1b	8.48	5.75	2.73	1	-	-	-	-	-	-	-	-	-	-	-	-	-	-	-	-	-	-	-	-	-	-	-	-	-	-	-	-	-	-	-	-	-
151.1823	-23.7845	5786_2.5	5786	2.5	19/03/2009	Field Test		Stage 1b	8.41	6.24	2.17	3	-	-	-	-	-	-	-	-	-	-	-	-	-	-	-	-	-	-	-	-	-	-	-	-	-	-	-	-	-	-	-	-	-
151.1823	-23.7845	5786_2.75	5786	2.75	19/03/2009	Field Test		Stage 1b	8.29	6.57	1.72	1	-	-	-	-	-	-	-	-	-	-	-	-	-	-	-	-	-	-	-	-	-	-	-	-	-	-	-	-	-	-	-	-	-
151.1823	-23.7845	5786_3	5786	3	19/03/2009	Field Test		Stage 1b	8.24	2.27	5.97	3	-	-	-	-	-	-	-	-	-	-	-	-	-	-	-	-	-	-	-	-	-	-	-	-	-	-	-	-	-	-	-	-	-
151.1823	-23.7845	5786_3.25	5786	3.25	19/03/2009	Field Test		Stage 1b	7.99	5.4	2.59	1	-	-	-	-	-	-	-	-	-	-	-	-	-	-	-	-	-	-	-	-	-	-	-	-	-	-	-	-	-	-	-	-	-
151.1823	-23.7845	5786_3.5	5786	3.5	19/03/2009	Field Test		Stage 1b	8.48	3.15	5.33	1	-	-	-	-	-	-	-	-	-	-	-	-	-	-	-	-	-	-	-	-	-	-	-	-	-	-	-	-	-	-	-	-	-
151.1823	-23.7845	5786_3.75	5786	3.75	19/03/2009	Field Test		Stage 1b	8.21	5.45	2.76	1	-	-	-	-	-	-	-	-	-	-	-	-	-	-	-	-	-	-	-	-	-	-	-	-	-	-	-	-	-	-	-	-	-
151.1823	-23.7845	5786_4	5786	4	19/03/2009	Field Test		Stage 1b	8.24	5.16	3.08	1	-	-	-	-	-	-	-	-	-	-	-	-	-	-	-	-	-	-	-	-	-	-	-	-	-	-	-	-	-	-	-	-	-
151.1823	-23.7845	5786_4.25	5786	4.25	19/03/2009	Field Test		Stage 1b	8.38	6.23	2.15	1	-	-	-	-	-	-	-	-	-	-	-	-	-	-	-	-	-	-	-	-	-	-	-	-	-	-	-	-	-	-	-	-	-
151.1823	-23.7845	5786_4.5	5786	4.5	19/03/2009	Field Test		Stage 1b	8.29	5.62	2.67	1	-	-	-	-	-	-	-	-	-	-	-	-	-	-	-	-	-	-	-	-	-	-	-	-	-	-	-	-	-	-	-	-	-
151.1823	-23.7845	5786_4.75	5786	4.75	19/03/2009	Field Test		Stage 1b	8.36	1.49	6.87	3	-	-	-	-	-	-	-	-	-	-	-	-	-	-	-	-	-	-	-	-	-	-	-	-	-	-	-	-	-	-	-	-	-
151.1823	-23.7845	5786_5	5786	5	19/03/2009	Field Test		Stage 1b	8.46	5.14	3.32	1	-	-	-	-	-	-	-	-	-	-	-	-	-	-	-	-	-	-	-	-	-	-	-	-	-	-	-	-	-	-	-	-	-
151.1823	-23.7845	5786_5.25	5786	5.25	19/03/2009	Field Test		Stage 1b	7.99	2.49	5.5	1	-	-	-	-	-	-	-	-	-	-	-	-	-	-	-	-	-	-	-	-	-	-	-	-	-	-	-	-	-	-	-	-	-
151.1823	-23.7845	5786_5.5	5786	5.5	19/03/2009	Field Test		Stage 1b	8.41	5.78	2.63	1	-	-	-	-	-	-	-	-	-	-	-	-	-	-	-	-	-	-	-	-	-	-	-	-	-	-	-	-	-	-	-	-	-
151.1823	-23.7845	D06_1903	5786	1.5-2	19/03/2009	ES0904150		Stage 1b	-	-	-	-	-	-	-	-	-	-	-	-	-	-	-	-	-	-	-	-	-	-	-	-	-	-	-	-	-	-	-	-	-	-	-	-	-
151.1823	-23.7845	D07_1903	5786	2-3	19/03/2009	ES0904150		Stage 1b	-	-	-	-	-	-	-	-	-	-	-	-	-	-	-	-	-	-	-	-	-	-	-	-	-	-	-	-	-	-	-	-	-	-	-	-	-
151.1831	-23.7873	5759	5759	0 - 0.1	19/03/2009	EB0904884		Stage 1b	-	-	-	-	9.62	-	-	1920	-	-	40	-	-	1.5	-	0.06	-	-	-	-	<1	-	<10	<0.02	-	9.1	-	-	-	<0.02	-	-	3.08	-	<2	-	-
151.1831	-23.7873	5759	5759	0 - 0.3	19/03/2009	ES0904150		Stage 1b	-	-	-	-	-	-	-	-	-	-	-	-	-	-	-	-	-	-	-	-	-	-	-	-	-	-	-	-	-	-	-	-	-	-	-	-	-
151.1831	-23.7873	5759	5759	0 - 0.3	19/03/2009	ES0904190		Stage 1b	-	-	-	-	-	-	-	-	-	-	-	-	-	-	-	-	-	-	-	-	-	-	-	-	-	-	-	-	-	-	-	-	-	-	-	-	-
151.1831	-23.7873	5759	5759	0.3-0.5	19/03/2009	EB0904884		Stage 1b	-	-	-	-	0.4	-	-	79	-	-	<10	-	-	1.5	-	<0.02	-	-	-	-	<1	-	<10	<0.02	-	7.1	-	-	-	<0.02	-	-	0.13	-	<2	-	-
151.1831	-23.7873	5759	5759	0.3-1	19/03/2009	ES0904150		Stage 1b	-	-	-	-	-	-	-	-	-	-	-	-	-	-	-	-	-	-	-	-	-	-	-	-	-	-	-	-	-	-	-	-	-	-	-	-	-
151.1831	-23.7873	5759	5759	0.8-1	19/03/2009	EB0904884		Stage 1b	-	-	-	-	0.64	-	-	129	-	-	<10	-	-	1.5	-	<0.02	-	-	-	-	<1	-	<10	<0.02	-	8.7	-	-	-	<0.02	-	-	0.21	-	<2	-	-
151.1831	-23.7873	5759	5759	1.3-1.5	19/03/2009	EB0904884		Stage 1b	-	-	-	-	0.54	-	-	109	-	-	<10	-	-	1.5	-	<0.02	-	-	-	-	<1	-	<10	<0.02	-	7.2	-	-	-	<0.02	-	-	0.17	-	<2	-	-
151.1831	-23.7873	5759	5759	1-1.5	19/03/2009	ES0904190		Stage 1b	-	-	-	-	-	-	-	-	-	-	-	-	-	-	-	-	-	-	-	-	-	-	-	-	-	-	-	-	-	-	-	-	-	-	-	-	-
151.1831	-23.7873	5759_0.1	5759	0.1	19/03/2009	Field Test		Stage 1b	8.9	2.46	6.44	1	-	-	-	-	-	-	-	-	-	-	-	-	-	-	-	-	-	-	-	-	-	-	-	-	-	-	-	-	-	-	-	-	-
151.1831	-23.7873	5759_0.25	5759	0.25	19/03/2009	Field Test		Stage 1b	8.88	2.69	6.19	1	-	-	-	-	-	-	-	-	-	-	-	-	-	-	-	-	-	-	-	-	-	-	-	-	-	-	-	-	-	-	-	-	-
151.1831	-23.7873	5759_0.5	5759	0.5	19/03/2009	Field Test		Stage 1b	6.99	1.55	5.44	-	-	-	-	-	-	-	-	-	-	-	-	-	-	-	-	-	-	-	-	-	-	-	-	-	-	-	-	-	-	-	-	-	-
151.1831	-23.7873	5759_0.75	5759	0.75	19/03/2009	Field Test		Stage 1b	7.12	-1.08	8.2	3	-	-	-	-	-	-	-	-	-	-	-	-	-	-	-	-	-	-	-	-	-	-	-	-	-	-	-	-	-	-	-	-	-
151.1831	-23.7873	5759_1	5759	1	19/03/2009	Field Test		Stage 1b	7.16	-1.21	8.37	4	-	-	-	-	-	-	-	-	-	-	-	-	-	-	-	-	-	-	-	-	-	-	-	-	-	-	-	-	-	-	-	-	-
151.1831	-23.7873	5759_1.25	5759	1.25	19/03/2009	Field Test		Stage 1b	7.21	1.77	5.44	-	-	-	-	-	-	-	-	-	-	-	-	-	-	-	-	-	-	-	-	-	-	-	-	-	-	-	-	-	-	-	-	-	-
151.1831	-23.7873	5759_1.5	5759	1.5	19/03/2009	Field Test		Stage 1b	7.15	1.53	5.62	-	-	-	-	-	-	-	-	-	-	-	-	-	-	-	-	-	-	-	-	-	-	-	-	-	-	-	-	-	-	-	-	-	-
151.1831	-23.7873	5759_1.7	5759	1.7	19/03/2009	Field Test		Stage 1b	7.09	1.47	5.62	-	-	-	-	-	-	-	-	-	-	-	-	-	-	-	-	-	-	-	-	-	-	-	-	-	-	-	-	-	-	-	-	-	-
151.1831	-23.7873	D05_1903	5759	1-1.5	19/03/2009	ES0904150		Stage 1b	-	-	-	-	-	-	-	-	-	-	-	-	-	-	-	-	-	-	-	-	-	-	-	-	-	-	-	-	-	-	-	-	-	-	-	-	-
151.1835	-23.7874	DR# 15 G	SAP15	0 - 0.1	23/02/2009	ES0901445		Stage 1b	-	-	-	-	-	-	-	-	-	-	-	-	-	-	-	-	-	-	-	-	-	-	-	-	-	-	-	-	-	-	-	-	-	-	-	-	-
151.1835	-23.7874	DR#15-GC	SAP15	0 - 0.5	23/01/2009	ES0901111		Stage 1b	-	-	-	-	-	-	-	-	-	-	-	-	-	-	-	-	-	-	-	-	-	-	-	-	-	-	-	-	-	-	-	-	-	-	-	-	-
151.1835	-23.7874	DR#15-GC	SAP15	0.5-1	23/01/2009	ES0901111		Stage 1b	-	-	-	-	-	-	-	-	-	-	-	-	-	-	-	-	-	-	-	-	-	-	-	-	-	-	-	-	-	-	-	-	-	-	-	-	-
151.1835	-23.7874	DR#15-GC	SAP15	1-1.4	23/01/2009	ES0901111		Stage 1b	-	-	-	-	-	-	-	-	-	-	-	-	-	-	-	-	-	-	-	-	-	-	-	-	-	-	-	-	-	-	-	-	-	-	-	-	-
151.1835	-23.7874	SAP15_0.1	SAP15	0.1-0.1	23/01/2009	Field Test		Stage 1b	8.19	0.25	7.94	4	-	-	-	-	-	-	-	-	-	-	-	-	-	-	-	-	-	-	-	-	-	-	-	-	-	-	-	-	-	-	-	-	-
151.1835	-23.7874	SAP15_0.2	SAP15	0.25-0.25	23/01/2009	Field Test		Stage 1b	8.49	1.88	6.61	1	-	-	-	-	-	-	-	-	-	-	-	-	-	-	-	-	-	-	-	-	-	-	-	-	-	-	-	-	-	-	-	-	-
151.1835	-23.7874	SAP15_0.5	SAP15	0.5-0.5	23/01/2009	Field Test		Stage 1b	7.62	1.73	5.89	1	-	-	-	-	-	-	-	-	-	-	-	-	-	-	-	-	-	-	-	-	-	-	-	-	-	-	-	-	-	-	-	-	-
151.1835	-23.7874	SAP15_0.7	SAP15	0.75-0.75	23/01/2009	Field Test		Stage 1b	7.14	1.31	5.83	1	-	-	-	-	-	-	-	-	-	-	-	-	-	-	-	-	-	-	-	-	-	-	-	-	-	-	-	-	-	-	-	-	-
151.1835	-23.7874	SAP15_1	SAP15	1-1	23/01/2009	Field Test		Stage 1b	6.94	1.31	5.63	1	-	-	-	-	-	-	-	-	-	-	-	-	-	-	-	-	-	-	-	-	-	-	-	-	-	-	-	-	-	-	-	-	-
151.1835	-23.7874	SAP15_1.2	SAP15	1.25-1.25	23/01/2009	Field Test		Stage 1b	7.4	1.94	5.46	1	-	-	-	-	-	-	-	-	-	-	-	-	-	-	-	-	-	-	-	-	-	-	-	-	-	-	-	-	-	-	-	-	-
151.1835	-23.7874	SAP15_1.4	SAP15	1.4-1.4	23/01/2009	Field Test		Stage 1b	7.18	1.86	5.32	1	-	-	-	-	-	-	-	-	-	-	-	-	-	-	-	-	-	-	-	-	-	-	-	-	-	-	-	-	-	-	-	-	-
151.1835	-23.7874	SAP15_21	SAP15	0 - 0.5	21/11/2008	237578		Stage 1b	-	-	-	-	-	-	-	-	-	-	-	-	-	-	-	-	-	-	-	-	-	-	-	-	-	-	-	-	-	-	-	-	-	-	-	-	-
151.1835	-23.7874	SAP15_21	SAP15	0 - 0.1	21/11/2008	237578		Stage 1b	-	-	-	-	-	-	-	-	-	-	-	-	-	-	-	-	-	-	-	-	-	-	-	-	-	-	-	-	-	-	-	-	-	-	-	-	-
151.1837	-23.7859	5740	5740	0 - 0.1	29/04/2009	EB0907169		Stage 1b	-	-	-	-	13	-	-	2600	-	-	12	-	-	1.5	-	<0.02	-	-	-	-	<1	-	<10	<0.02	-	9.4	-	-	-	<0.02	-	-	4.16	-	<2	-	-
151.1837	-23.7859	5740	5740	0 - 0.5	29/04/2009	ES0906272		Stage 1b	-	-	-	-	-	-	-	-	-	-	-	-	-	-	-	-	-	-	-	-	-	-	-	-	-	-	-	-	-	-	-	-	-	-	-	-	-
151.1837	-23.7859	5740	5740	0 - 0.5	29/04/2009	ES0906568		Stage 1b	-	-	-	-	-	-	-	-	-	-	-	-	-	-	-	-	-	-	-	-	-	-	-	-	-	-	-	-	-	-	-	-	-	-	-	-	-
151.1837	-23.7859	5740	5740	0.3-0.5	29/04/2009	EB0907169		Stage 1b	-	-	-	-	1.67	-	-	334	-	-	43	-	-	1.5	-	0.07	-	-	-	-	<1	-	<10	<0.02	-	8.8	-	-	-	<0.02	-	-	0.54	-	<2	-	-
151.1837	-23.7859	5740	5740	0.5-1.15	29/04/2009	ES0906272		Stage 1b	-	-	-	-	-	-	-	-	-	-	-	-	-	-	-	-	-	-	-	-	-	-	-	-	-	-	-	-	-	-	-	-	-	-	-	-	-
151.1837	-23.7859	5740	5740	0.9-1.15	29/04/2009	EB0907169		Stage 1b	-	-	-	-	0.52	-	-	105	-	-	<10	-	-	1.5	-	<0.02	-	-	-	-	<1	-	<10	<0.02	-	7	-	-	-	<0.02	-	-	0.17	-	<2	-	-
151.1837	-23.7859	5740_0.1	5740	0.1	29/04/2009	Field Test		Stage 1b	8.79	0.6	8.19	4	-	-	-	-	-	-	-	-	-	-	-	-	-	-	-	-	-	-	-	-	-	-	-	-	-	-	-	-	-	-	-	-	-
151.1837	-23.7859	5740_0.25	5740	0.25	29/04/2009	Field Test		Stage 1b	8.55	2.06	6.49	1	-	-	-	-	-	-	-	-	-	-	-	-	-	-	-	-	-	-	-	-	-	-	-	-	-	-	-	-	-	-	-	-	-
151.1837	-23.7859	5740_0.5	5740	0.5	29/04/2009	Field Test		Stage 1b	7.95	1.64	6.31	1	-	-	-	-	-	-	-	-	-	-	-	-	-	-	-	-	-	-	-	-	-	-	-	-	-	-	-	-	-	-	-	-	-
151.1837	-23.7859	5740_0.75	5740	0.75	29/04/2009	Field Test		Stage 1b	7.01	1.03	5.98	-	-	-	-	-	-	-	-	-	-	-	-	-	-	-	-	-	-	-	-	-	-	-	-	-	-	-	-	-	-	-	-	-	-
151.1837	-23.7859	5740_1	5740	1	29/04/2009	Field Test		Stage 1b	7	-1.59	8.59	4	-	-	-	-	-	-	-	-	-	-	-	-	-	-	-	-	-	-	-	-	-	-	-	-	-	-	-	-	-	-	-	-	-
151.1851	-23.7887	5701	5701	0 - 0.1	22/03/2009	EB0904884		Stage 1b	-	-	-	-	0.63	-	-	125	-	-	<10	-	-	1.5	-	<0.02	-	-	-	-	<1	-	<10	<0.02	-	7.1	-	-	-	<0.02	-	-	0.2	-	<2	-	-
151.1851	-23.7887	5701	5701	0 - 0.5	22/03/2009	ES0904186		Stage 1b	-	-	-	-	-	-	-	-	-	-	-	-	-	-	-	-	-	-	-	-	-	-	-	-	-	-	-	-	-	-	-	-	-	-	-	-	-
151.1851	-23.7887	5701	5701	0 - 0.5	22/03/2009	ES0904973		Stage 1b	-	-	-	-	-	-	-	-	-	-	-	-	-	-	-	-	-	-	-	-	-	-	-	-	-	-	-	-	-	-	-	-	-	-	-	-	-
151.1851	-23.7887	5701	5701	0.3-0.5	22/03/2009	EB0904884		Stage 1b	-	-	-	-	0.72	-	-	145	-	-	<10	-	-	1.5	-	<0.02	-	-	-	-	<1	-	<10	<0.02	-	9.3	-	-	-	<0.02	-	-	0.23	-	<2	-	-
151.1851	-23.7887	5701	5701	0.5-1.3	22/03/2009	ES0904186		Stage 1b	-	-	-	-	-	-	-	-	-	-	-	-	-	-	-	-	-	-	-	-	-	-	-	-	-	-	-	-	-	-	-	-	-	-	-	-	-
151.1851	-23.7887	5701	5701	0.8-1	22/03/2009	EB0904884		Stage 1b	-	-	-	-	0.63	-	-	125	-	-	12	-	-	1.5	-	<0.02	-	-	-	-	<1	-	<10	<0.02	-	7.9	-	-	-	<0.02	-	-	0.2	-	<2	-	-
151.1851	-23.7887	5701	5701	1-1.3	22/03/2009	EB0904884		Stage 1b	-	-	-	-	1.05	-	-	209	-	-	<10	-	-	1.5	-	<0.02	-	-	-	-	<1	-	<10	<0.02	-	7.4	-	-	-	<0.02	-	-	0.32	-	<2	-	-
151.1851	-23.7887	5701_0.1	5701	0.1	22/03/2009	Field Test		Stage 1b	9.17	2.29	6.88	1	-	-	-	-	-	-	-	-	-	-	-	-	-	-	-	-	-	-	-	-	-	-	-	-	-	-	-	-	-	-	-	-	-
151.1851	-23.7887	5701_0.25	5701	0.25	22/03/2009	Field Test		Stage 1b	7.11	0.74	6.37	-	-	-	-	-	-	-	-	-	-	-	-	-	-	-	-	-	-	-	-	-	-	-	-	-	-	-	-	-	-	-	-	-	-
151.1851	-23.7887	5701_0.5	5701	0.5	22/03/2009	Field Test		Stage 1b	7.01	1.34	5.67	-	-	-	-	-	-	-	-	-	-	-	-	-	-	-	-	-	-	-	-	-	-	-	-	-	-	-	-	-	-	-	-	-	-
151.1851	-23.7887	5701_0.75	5701	0.75	22/03/2009	Field Test		Stage 1b	7.91	-0.41	8.32	4	-	-	-	-	-	-	-	-	-	-	-	-	-	-	-	-	-	-	-	-	-	-	-	-	-	-	-	-	-	-	-	-	-
151.1851	-23.7887	5701_1	5701	1	22/03/2009	Field Test		Stage 1b	7.1	-0.73	7.83	3	-	-	-	-	-	-	-	-	-	-	-	-	-	-	-	-	-	-	-	-	-	-	-	-	-	-	-	-	-	-	-	-	-
151.1851	-23.7887	5701_1.25	5701	1.25	22/03/2009	Field Test		Stage 1b	6.77	1.1	5.67	-	-	-	-	-	-	-	-	-	-	-	-	-	-	-	-	-	-	-	-	-	-	-	-	-	-	-	-	-	-	-	-	-	-
151.1853	-23.787	5697	5697	0 - 0.1	22/03/2009	EB0904884		Stage 1b	-	-	-	-	20.3	-	-	4050	-	-	<10	-	-	1.5	-	<0.02	-	-	-	-	<1	-	<10	<0.02	-	9.4	-	-	-	<0.02	-	-	6.49	-	<2	-	-
151.1853	-23.787	5697	5697	0 - 0.5	22/03/2009	ES0904186		Stage 1b	-	-	-	-	-	-	-	-	-	-	-	-	-	-	-	-	-	-	-	-	-	-	-	-	-	-	-	-	-	-	-	-	-	-	-	-	-
151.1853	-23.787	5697	5697	0.3-0.5	22/03/2009	EB0904884		Stage 1b	-	-	-	-	0.84	-	-	169	-	-	<10	-	-	1.5	-	<0.02	-	-	-	-	<1	-	<10	<0.02	-	8	-	-	-	<0.02	-	-	0.27	-	<2	-	-
151.1853	-23.787	5697	5697	0.5-1	22/03/2009	ES0904186		Stage 1b	-	-	-	-	-	-	-	-	-	-	-	-	-	-	-	-	-	-	-	-	-	-	-	-	-	-	-	-	-	-	-	-	-	-	-	-	-
151.1853	-23.787	5697	5697	0.8-1	22/03/2009	EB0904884		Stage 1b	-	-	-	-	0.72	-	-	145	-	-	<10	-	-	1.5	-	<0.02	-	-	-	-	<1	-	<10	<0.02	-	7.7	-	-	-	<0.02	-	-	0.23	-	<2	-	-
151.1853	-23.787	5697	5697	1-1.2	22/03/2009	EB0904884		Stage 1b	-	-	-	-	11	-	-	2190	-	-	<10	-	-	1.5	-	<0.02	-	-	-	-	<1	-	<10	<0.02	-	9	-	-	-	<0.02	-	-	3.51	-	<2	-	-
151.1853	-23.787	5697_0.1	5697	0.1	22/03/2009	Field Test		Stage 1b	7	1.02	5.98	-	-	-	-	-	-	-	-	-	-	-	-	-	-	-	-	-	-	-	-	-	-	-	-	-	-	-	-	-	-	-	-	-	-
151.1853	-23.787	5697_0.25	5697	0.25	22/03/2009	Field Test		Stage 1b	6.75	1.2	5.55	-	-	-	-	-	-	-	-	-	-	-	-	-	-	-	-	-	-	-	-	-	-	-	-	-	-	-	-	-	-	-	-	-	-
151.1853	-23.787	5697_0.5	5697	0.5	22/03/2009	Field Test		Stage 1b	7.13	1.56	5.57	-	-	-	-	-	-	-	-	-	-	-	-	-	-	-	-	-	-	-	-	-	-	-	-	-	-	-	-	-	-	-	-	-	-
151.1853	-23.787	5697_0.75	5697	0.75	22/03/2009	Field Test		Stage 1b	7.11	1.34	5.77	-	-	-	-	-	-	-	-	-	-	-	-	-	-	-	-	-	-	-	-	-	-	-	-	-	-	-	-	-	-	-	-	-	-
151.1853	-23.787	5697_1	5697	1	22/03/2009	Field Test		Stage 1b	9.19	2.74	6.45	-	-	-	-	-	-	-	-	-	-	-	-	-	-	-	-	-	-	-	-	-	-	-	-	-	-	-	-	-	-	-	-	-	-
151.1853	-23.787	5697_1.2	5697	1.2	22/03/2009	Field Test		Stage 1b	9.16	2.78	6.38	-	-	-	-	-	-	-	-	-	-	-	-	-	-	-	-	-	-	-	-	-	-	-	-	-	-	-	-	-	-	-	-	-	-
151.1853	-23.787	5697A	5697	0 - 0.5	22/03/2009	ES0904186		Stage 1b	-	-	-	-	-	-	-	-	-	-	-	-	-	-	-	-	-	-	-	-	-	-	-	-	-	-	-	-	-	-	-	-	-	-	-	-	-
151.1853	-23.787	5697A	5697	0.5-1	22/03/2009	ES0904186		Stage 1b	-	-	-	-	-	-	-	-	-	-	-	-	-	-	-	-	-	-	-	-	-	-	-	-	-	-	-	-	-	-	-	-	-	-	-	-	-
151.1853	-23.787	5697A	5697	1-1.5	22/03/2009	ES0904186		Stage 1b	-	-	-	-	-	-	-	-	-	-	-	-	-	-	-	-	-	-	-	-	-	-	-	-	-	-	-	-	-	-	-	-	-	-	-	-	-
151.1853	-23.787	5697B	5697	0 - 0.5	22/03/2009	ES0904186		Stage 1b	-	-	-	-	-	-	-	-	-	-	-	-	-	-	-	-	-	-	-	-	-	-	-	-	-	-	-	-	-	-	-	-	-	-	-	-	-
151.1853	-23.787	5697B	5697	0.5-1	22/03/2009	ES0904186		Stage 1b	-	-	-	-	-	-	-	-	-	-	-	-	-	-	-	-	-	-	-	-	-	-	-	-	-	-	-	-	-	-	-	-	-	-	-	-	-

									ASS Field Test				ASS																														
									pH (F)	pH Change	pH OX	Reaction Rate	Acid Neutralising Capacity	Acid Reacted Calcium	Acid Reacted Magnesium	sulfidy - Acid Neutralising Capacity (19A2)	sulfidy - Acid Reacted Calcium	sulfidy - Acid Reacted Magnesium	sulfidy - Chromium Reducible Sulfur (a-22B)	sulfidy - Excess Acid Neutralising Capacity	sulfidy - Peroxide Oxidisable Sulfur	ANC Fineness Factor	Calcium in Peroxide	Chromium Reducible Sulfur	Excess Acid Neutralising Capacity	KCl Extractable Calcium	KCl Extractable Magnesium	KCl Extractable Sulfur	Liming Rate	Magnesium in Peroxide	Net Acidity (acidity units)	Net Acidity (sulfur units)	Peroxide Oxidisable Sulfur	pH KCl	sulfidic - Acid Reacted Calcium	sulfidic - Acid Reacted Magnesium	sulfidic - Excess Acid Neutralising Capacity	sulfidic - Titratable Actual Acidity	sulfidic - Titratable Peroxide Acidity	sulfidic - Titratable Sulfidic Acidity	sulfidic-Acid Neutral	Sulfur in Peroxide	Titratable Actual Acidity	Titratable Peroxide Acidity	Titratable Sulfidic Acidity
									pH Unit	pH Units	pH Unit	Units	m H+/t	%	%	mol h+/t	mole H+/t	mole H+/t	m H+/t	mole H+/t	mole H+/t	-	%	% S	%	%	%	%	%	kg CaCO3/t	%	mole H+/t	%S	%	pH Unit	% S	%S	%S	%S	%S	%S	%S	%	mole H+/t	mole H+/t	mole H+/t
EQL									0.1		0.1	1	0.01	0.02	0.02	10	10	10	10	10	10	0.5	0.02	0.02	0.02	0.02	0.02	0.02	1	0.02	10	0.02	0.02	0.1	0.01	0.02	0.02	0.02	0.02	0.02	0.01	0.02	2	2	2
National Assessment Guidelines for Dredging- Maximum																																											
National Assessment Guidelines for Dredging- Screening																																											
QASSIT 1998 (Field Screen)									5-14	1	5-14	2																															
QASSIT 1998 (Minimum)																															18	0.03											
x coord	y coord	Field ID	Core #	Depth (m)	Date Sampled	SDG	GC Borelog Approved	Purpose																																			
151.1858	-23.7738	4144 (0.5-	4144	0.5-1	3/02/2009	ES0901714		Stage 1a	-	-	-	-	-	-	-	-	-	-	-	-	-	-	-	-	-	-	-	-	-	-	-	-	-	-	-	-	-	-	-	-	-	-	-
151.1858	-23.7738	4144 (0-0.5	4144	0 - 0.5	3/02/2009	ES0901714		Stage 1a	-	-	-	-	-	-	-	-	-	-	-	-	-	-	-	-	-	-	-	-	-	-	-	-	-	-	-	-	-	-	-	-	-	-	-
151.1858	-23.7738	4144 (0-0.5	4144	0 - 0.5	3/02/2009	ES0901725		Stage 1a	-	-	-	-	-	-	-	-	-	-	-	-	-	-	-	-	-	-	-	-	-	-	-	-	-	-	-	-	-	-	-	-	-	-	-
151.1858	-23.7738	4144 (1.0-	4144	1-1.5	3/02/2009	ES0901714		Stage 1a	-	-	-	-	-	-	-	-	-	-	-	-	-	-	-	-	-	-	-	-	-	-	-	-	-	-	-	-	-	-	-	-	-	-	-
151.1858	-23.7738	4144 (1.5-	4144	1.5-2	3/02/2009	ES0901714		Stage 1a	-	-	-	-	-	-	-	-	-	-	-	-	-	-	-	-	-	-	-	-	-	-	-	-	-	-	-	-	-	-	-	-	-	-	-
151.1858	-23.7738	4144 (1.5-	4144	1.5-2	3/02/2009	ES0901725		Stage 1a	-	-	-	-	-	-	-	-	-	-	-	-	-	-	-	-	-	-	-	-	-	-	-	-	-	-	-	-	-	-	-	-	-	-	-
151.1858	-23.7738	4144 (2.0-	4144	2-2.4	3/02/2009	ES0901714		Stage 1a	-	-	-	-	-	-	-	-	-	-	-	-	-	-	-	-	-	-	-	-	-	-	-	-	-	-	-	-	-	-	-	-	-	-	-
151.1858	-23.7738	4144_0.1	4144	0.1-0.1	3/02/2009	Field Test		Stage 1a	8.19	2.04	6.15	2	-	-	-	-	-	-	-	-	-	-	-	-	-	-	-	-	-	-	-	-	-	-	-	-	-	-	-	-	-	-	-
151.1858	-23.7738	4144_0.25	4144	0.25-0.25	3/02/2009	Field Test		Stage 1a	8.6	2.34	6.26	1	-	-	-	-	-	-	-	-	-	-	-	-	-	-	-	-	-	-	-	-	-	-	-	-	-	-	-	-	-	-	-
151.1858	-23.7738	4144_0.5	4144	0.5-0.5	3/02/2009	Field Test		Stage 1a	8.35	1.95	6.4	2	-	-	-	-	-	-	-	-	-	-	-	-	-	-	-	-	-	-	-	-	-	-	-	-	-	-	-	-	-	-	-
151.1858	-23.7738	4144_0.75	4144	0.75-0.75	3/02/2009	Field Test		Stage 1a	8.33	2.05	6.28	1	-	-	-	-	-	-	-	-	-	-	-	-	-	-	-	-	-	-	-	-	-	-	-	-	-	-	-	-	-	-	-
151.1858	-23.7738	4144_1	4144	1-1	3/02/2009	Field Test		Stage 1a	8.27	2.22	6.05	1	-	-	-	-	-	-	-	-	-	-	-	-	-	-	-	-	-	-	-	-	-	-	-	-	-	-	-	-	-	-	-
151.1858	-23.7738	4144_1.25	4144	1.25-1.25	3/02/2009	Field Test		Stage 1a	8.03	1.97	6.06	1	-	-	-	-	-	-	-	-	-	-	-	-	-	-	-	-	-	-	-	-	-	-	-	-	-	-	-	-	-	-	-
151.1858	-23.7738	4144_1.5	4144	1.5-1.5	3/02/2009	Field Test		Stage 1a	8.69	1.3	7.39	3	-	-	-	-	-	-	-	-	-	-	-	-	-	-	-	-	-	-	-	-	-	-	-	-	-	-	-	-	-	-	-
151.1858	-23.7738	4144_1.75	4144	1.75-1.75	3/02/2009	Field Test		Stage 1a	7.8	0.04	7.76	4	-	-	-	-	-	-	-	-	-	-	-	-	-	-	-	-	-	-	-	-	-	-	-	-	-	-	-	-	-	-	-
151.1858	-23.7738	4144_2	4144	2-2	3/02/2009	Field Test		Stage 1a	7.5	-0.22	7.72	4	-	-	-	-	-	-	-	-	-	-	-	-	-	-	-	-	-	-	-	-	-	-	-	-	-	-	-	-	-	-	-
151.1858	-23.7738	4144_2.25	4144	2.25-2.25	3/02/2009	Field Test		Stage 1a	7.43	0.35	7.08	3	-	-	-	-	-	-	-	-	-	-	-	-	-	-	-	-	-	-	-	-	-	-	-	-	-	-	-	-	-	-	-
151.186	-23.7879	5672	5672	0 - 0.1	29/04/2009	EB0907169		Stage 1b	-	-	-	-	5.78	-	-	1160	-	-	10	-	-	1.5	-	<0.02	-	-	-	-	<1	-	<10	<0.02	-	9.4	-	-	-	<0.02	-	-	1.85	-	<2	-	-
151.186	-23.7879	5672	5672	0 - 0.5	29/04/2009	ES0906272		Stage 1b	-	-	-	-	-	-	-	-	-	-	-	-	-	-	-	-	-	-	-	-	-	-	-	-	-	-	-	-	-	-	-	-	-	-	-
151.186	-23.7879	5672	5672	0 - 0.5	29/04/2009	ES0906568		Stage 1b	-	-	-	-	-	-	-	-	-	-	-	-	-	-	-	-	-	-	-	-	-	-	-	-	-	-	-	-	-	-	-	-	-	-	-
151.186	-23.7879	5672	5672	0.3-0.5	29/04/2009	EB0907169		Stage 1b	-	-	-	-	0.52	-	-	105	-	-	10	-	-	1.5	-	<0.02	-	-	-	-	<1	-	<10	<0.02	-	7.2	-	-	-	<0.02	-	-	0.17	-	<2	-	-
151.186	-23.7879	5672	5672	0.5-1	29/04/2009	ES0906568		Stage 1b	-	-	-	-	-	-	-	-	-	-	-	-	-	-	-	-	-	-	-	-	-	-	-	-	-	-	-	-	-	-	-	-	-	-	-
151.186	-23.7879	5672	5672	0.5-1.1	29/04/2009	ES0906272		Stage 1b	-	-	-	-	-	-	-	-	-	-	-	-	-	-	-	-	-	-	-	-	-	-	-	-	-	-	-	-	-	-	-	-	-	-	-
151.186	-23.7879	5672	5672	0.9-1.1	29/04/2009	EB0907169		Stage 1b	-	-	-	-	0.33	-	-	67	-	-	10	-	-	1.5	-	<0.02	-	-	-	-	<1	-	<10	<0.02	-	7.8	-	-	-	<0.02	-	-	0.11	-	<2	-	-
151.186	-23.7879	5672_0.1	5672	0.1	29/04/2009	Field Test		Stage 1b	8.8	1.56	7.24	3	-	-	-	-	-	-	-	-	-	-	-	-	-	-	-	-	-	-	-	-	-	-	-	-	-	-	-	-	-	-	-
151.186	-23.7879	5672_0.25	5672	0.25	29/04/2009	Field Test		Stage 1b	7.62	1.89	5.73	-	-	-	-	-	-	-	-	-	-	-	-	-	-	-	-	-	-	-	-	-	-	-	-	-	-	-	-	-	-	-	-
151.186	-23.7879	5672_0.5	5672	0.5	29/04/2009	Field Test		Stage 1b	7.37	1.75	5.62	-	-	-	-	-	-	-	-	-	-	-	-	-	-	-	-	-	-	-	-	-	-	-	-	-	-	-	-	-	-	-	-
151.186	-23.7879	5672_0.75	5672	0.75	29/04/2009	Field Test		Stage 1b	7.29	1.88	5.41	-	-	-	-	-	-	-	-	-	-	-	-	-	-	-	-	-	-	-	-	-	-	-	-	-	-	-	-	-	-	-	-
151.186	-23.7879	5672_1	5672	1	29/04/2009	Field Test		Stage 1b	7.34	1.47	5.87	-	-	-	-	-	-	-	-	-	-	-	-	-	-	-	-	-	-	-	-	-	-	-	-	-	-	-	-	-	-	-	-
151.1861	-23.7901	5677	5677	0 - 0.1	1/05/2009	EB0907169		Stage 1b	-	-	-	-	1.05	-	-	210	-	-	20	-	-	1.5	-	0.03	-	-	-	-	<1	-	<10	<0.02	-	9.2	-	-	-	<0.02	-	-	0.34	-	<2	-	-
151.1861	-23.7901	5677	5677	0 - 0.5	1/05/2009	ES0906525		Stage 1b	-	-	-	-	-	-	-	-	-	-	-	-	-	-	-	-	-	-	-	-	-	-	-	-	-	-	-	-	-	-	-	-	-	-	-
151.1861	-23.7901	5677	5677	0 - 0.5	1/05/2009	ES0906569		Stage 1b	-	-	-	-	-	-	-	-	-	-	-	-	-	-	-	-	-	-	-	-	-	-	-	-	-	-	-	-	-	-	-	-	-	-	-
151.1861	-23.7901	5677	5677	0.3-0.5	1/05/2009	EB0907169		Stage 1b	-	-	-	-	10.8	-	-	2160	-	-	<10	-	-	1.5	-	<0.02	-	-	-	-	<1	-	<10	<0.02	-	7.6	-	-	-	<0.02	-	-	3.46	-	<2	-	-
151.1861	-23.7901	5677	5677	0.5-1	1/05/2009	ES0906525		Stage 1b	-	-	-	-	-	-	-	-	-	-	-	-	-	-	-	-	-	-	-	-	-	-	-	-	-	-	-	-	-	-	-	-	-	-	-
151.1861	-23.7901	5677	5677	0.5-1	1/05/2009	ES0906569		Stage 1b	-	-	-	-	-	-	-	-	-	-	-	-	-	-	-	-	-	-	-	-	-	-	-	-	-	-	-	-	-	-	-	-	-	-	-
151.1861	-23.7901	5677	5677	0.8-1	1/05/2009	EB0907169		Stage 1b	-	-	-	-	1	-	-	200	-	-	<10	-	-	1.5	-	<0.02	-	-	-	-	<1	-	<10	<0.02	-	9.2	-	-	-	<0.02	-	-	0.32	-	<2	-	-
151.1861	-23.7901	5677	5677	1.3-1.5	1/05/2009	EB0907169		Stage 1b	-	-	-	-	0.86	-	-	172	-	-	140	-	-	1.5	-	0.22	-	-	-	-	2	-	25	0.04	-	8.7	-	-	-	<0.02	-	-	0.28	-	<2	-	-
151.1861	-23.7901	5677	5677	1.3-1.7	1/05/2009	ES0906525		Stage 1b	-	-	-	-	-	-	-	-	-	-	-	-	-	-	-	-	-	-	-	-	-	-	-	-	-	-	-	-	-	-	-	-	-	-	-
151.1861	-23.7901	5677	5677	1-1.3	1/05/2009	ES0906525		Stage 1b	-	-	-	-	-	-	-	-	-	-	-	-	-	-	-	-	-	-	-	-	-	-	-	-	-	-	-	-	-	-	-	-	-	-	-
151.1861	-23.7901	5677_0.1	5677	0.1	1/05/2009	Field Test		Stage 1b	8.78	1.34	7.44	4	-	-	-	-	-	-	-	-	-	-	-	-	-	-	-	-	-	-	-	-	-	-	-	-	-	-	-	-	-	-	-
151.1861	-23.7901	5677_0.25	5677	0.25	1/05/2009	Field Test		Stage 1b	6.9	1.17	5.73	-	-	-	-	-	-	-	-	-	-	-	-	-	-	-	-	-	-	-	-	-	-	-	-	-	-	-	-	-	-	-	-
151.1861	-23.7901	5677_0.5	5677	0.5	1/05/2009	Field Test		Stage 1b	6.67	1.19	5.48	-	-	-	-	-	-	-	-	-	-	-	-	-	-	-	-	-	-	-	-	-	-	-	-	-	-	-	-	-	-	-	-
151.1861	-23.7901	5677_0.75	5677	0.75	1/05/2009	Field Test		Stage 1b	6.88	1.2	5.68	-	-	-	-	-	-	-	-	-	-	-	-	-	-	-	-	-	-	-	-	-	-	-	-	-	-	-	-	-	-	-	-
151.1861	-23.7901	5677_1	5677	1	1/05/2009	Field Test		Stage 1b	6.79	1.37	5.42	-	-	-	-	-	-	-	-	-	-	-	-	-	-	-	-	-	-	-	-	-	-	-	-	-	-	-	-	-	-	-	-
151.1861	-23.7901	5677_1.25	5677	1.25	1/05/2009	Field Test		Stage 1b	6.76	1.29	5.47	-	-	-	-	-	-	-	-	-	-	-	-	-	-	-	-	-	-	-	-	-	-	-	-	-	-	-	-	-	-	-	-
151.1861	-23.7901	5677_1.5	5677	1.5	1/05/2009	Field Test		Stage 1b	6.71	0.38	6.33	1	-	-	-	-	-	-	-	-	-	-	-	-	-	-	-	-	-	-	-	-	-	-	-	-	-	-	-	-	-	-	-
151.1861	-23.7901	5677_1.7	5677	1.7	1/05/2009	Field Test		Stage 1b	6.69	-1.32	8.01	4	-	-	-	-	-	-	-	-	-	-	-	-	-	-	-	-	-	-	-	-	-	-	-	-	-	-	-	-	-	-	-
151.1861	-23.7901	D06_0105	5677	0.3-0.5	1/05/2009	EB0907169		Stage 1b	-	-	-	-	0.67	-	-	134	-	-	<10	-	-	8.5	-	<0.02	-	-	-	-	<1	-	<10	<0.02	-	8.5	-	-	-	<0.02	-	-	0.22	-	<2	-	-
151.1861	-23.7901	D07_0105	5677	0.8-1	1/05/2009	EB0907169		Stage 1b	-	-	-	-	0.5	-	-	101	-	-	<10	-	-	9.5	-	<0.02	-	-	-	-	<1	-	<10	<0.02	-	8.1	-	-	-	<0.02	-	-	0.16	-	<2	-	-
151.1872	-23.772	4115	4115	0 - 0.5	7/02/2009	ES0901988		Stage 1a	-	-	-	-	-	-	-	-	-	-	-	-	-	-	-	-	-	-	-	-	-	-	-	-	-	-	-	-	-	-	-	-	-	-	-
151.1872	-23.772	4115	4115	0 - 0.5	6/04/2009	ES0905739		Stage 1a	-	-	-	-	-	-	-	-	-	-	-	-	-	-	-	-	-	-	-	-	-	-	-	-	-	-	-	-	-	-	-	-	-	-	-
151.1872	-23.772	4115 (0.0-	4115	0 - 0.5	10/02/2009	ES0901820		Stage 1a	-	-	-	-	-	-	-	-	-	-	-	-	-	-	-	-	-	-	-	-	-	-	-	-	-	-	-	-	-	-	-	-	-	-	-
151.1872	-23.772	4115 (0.5-	4115	0.5-1	5/02/2009	ES0901820		Stage 1a	-	-	-	-	-	-	-	-	-	-	-	-	-	-	-	-	-	-	-	-	-	-	-	-	-	-	-	-	-	-	-	-	-	-	-
151.1872	-23.772	4115 (1.0-	4115	1-1.7	5/02/2009	ES0901820		Stage 1a	-	-	-	-	-	-	-	-	-	-	-	-	-	-	-	-	-	-	-	-	-	-	-	-	-	-	-	-	-	-	-	-	-	-	-
151.1872	-23.772	4115A	4115	0 - 0.1	6/04/2009	ES0906142		Stage 1a	-	-	-	-	1380	-	-	-	-	-	42	-	-	1.5	-	-	-	-	-	-	<1	-	<10	<0.02	-	8.9	-	-	-	<0.02	-	-	2.21	-	<2	-	-
151.1872	-23.772	4115A	4115	0 - 0.5	6/04/2009	ES0905054		Stage 1a	-	-	-	-	-	-	-	-	-	-	-	-	-	-	-	-	-	-	-	-	-	-	-	-	-	-	-	-	-	-	-	-	-	-	-
151.1872	-23.772	4115A	4115	0.3-0.5	6/04/2009	ES0906142		Stage 1a	-	-	-	-	126	-	-	-	-	-	<10	-	-	1.5	-	-	-	-	-	-	<1	-	<10	<0.02	-	7.1	-	-	-	<0.02	-	-	0.2	-	<2	-	-
151.1872	-23.772	4115A	4115	0.5-1	6/04/2009	ES0905054		Stage 1a	-	-	-	-	-	-	-	-	-	-	-	-	-	-	-	-	-	-	-	-	-	-	-	-	-	-	-	-	-	-	-	-	-	-	-
151.1872	-23.772	4115A	4115	0.8-1	6/04/2009	ES0906142		Stage 1a	-	-	-	-	116	-	-	-	-	-	<10	-	-	1.5	-	-	-	-	-	-	<1	-	<10	<0.02	-	7.1	-	-	-	<0.02	-	-	0.18	-	<2	-	-
151.1872	-23.772	4115A	4115	1.1-1.3	6/04/2009	EB0906142		Stage 1a	-	-	-	-	-	-	-	-	-	-	<10	-	-	1.5	-	-	-	-	-	-	6	-	85	0.14	-	5.8	-	-	-	0.14	-	-	-	-	85	-	-
151.1872	-23.772	4115A	4115	1-1.3	6/04/2009	ES0905054		Stage 1a	-	-	-	-	-	-	-	-	-	-	-	-	-	-	-	-	-	-	-	-	-	-	-	-	-	-	-	-	-	-	-	-	-	-	-
151.1872	-23.772	4115A_0.1	4115	0.1	6/04/2009	Field Test		Stage 1a	9.05	3.01	6.04	1	-	-	-	-	-	-	-	-	-	-	-	-	-	-	-	-	-	-	-	-	-	-	-	-	-	-	-	-	-	-	-
151.1872	-23.772	4115A_0.2	4115	0.25	6/04/2009	Field Test		Stage 1a	9.17	2.62	6.55	-	-	-	-	-	-	-	-	-	-	-	-	-	-	-	-	-	-	-	-	-	-	-	-	-	-	-	-	-	-	-	-
151.1872	-23.772	4115A_0.5	4115	0.5	6/04/2009	Field Test		Stage 1a	8.25	2.14	6.11	-	-	-	-	-	-	-	-	-	-	-	-	-	-	-	-	-	-	-	-	-	-	-	-	-	-	-	-	-	-	-	-
151.1872	-23.772	4115A_0.7	4115	0.75	6/04/2009	Field Test		Stage 1a	6.84	1.18	5.66	-	-	-	-	-	-	-	-	-	-	-	-	-	-	-	-	-	-	-	-	-	-	-	-	-	-	-	-	-	-	-	-
151.1872	-23.772	4115A_1	4115	1	6/04/2009	Field Test		Stage 1a	6.31	1.17	5.14	-	-	-	-	-	-	-	-	-	-	-	-	-	-	-	-	-	-	-	-	-	-	-	-	-	-	-	-	-	-	-	-
151.1872	-23.772	4115A_1.3	4115	1-3	6/04/2009	Field Test		Stage 1a	7.42	2.25	5.17	-	-	-	-	-	-	-	-	-	-	-	-	-	-	-	-	-	-	-	-	-	-	-	-	-	-	-	-	-	-	-	-
151.1873	-23.7739	4119	4119	0 - 0.5	31/01/2009	ES0901445		Stage 1a	-	-	-	-	-	-	-	-	-	-	-	-	-	-	-	-	-	-	-	-	-	-	-	-	-	-	-	-	-	-	-	-	-	-	-
151.1873	-23.7739	4119	4119	0 - 0.5	31/01/2009	ES0901449		Stage 1a	-	-	-	-	-	-	-	-	-	-	-	-	-	-	-	-	-	-	-	-	-	-	-	-	-	-	-	-	-	-	-	-	-	-	-
151.1873	-23.7739	4119	4119	0.5-1	31/01/2009	ES0901449		Stage 1a	-	-	-	-	-	-	-	-	-	-	-	-	-	-	-	-	-	-	-	-	-	-	-	-	-	-	-	-	-	-	-	-	-	-	-
151.1873	-23.7739	4119	4119	1-1.25	31/01/2009	ES0901449		Stage 1a	-	-	-	-	-	-	-	-	-	-	-	-	-	-	-	-	-	-	-	-	-	-	-	-	-	-	-	-	-	-	-	-	-	-	-
151.1873	-23.7729	4117	4117	0 - 0.5	6/02/2009	ES0901988		Stage 1a	-	-	-	-	-	-	-	-	-	-	-	-	-	-	-	-	-	-	-	-	-	-	-	-	-	-	-	-	-	-	-	-	-	-	-
151.1873	-23.7729	4117 (0.0-	4117	0 - 0.5	6/02/2009	ES0901820		Stage 1a	-	-	-	-	-	-	-	-	-	-	-	-	-	-	-	-	-	-	-	-	-	-	-	-	-	-	-	-	-	-	-	-	-	-	-
151.1873	-23.7729	4117 (0.5-	4117	0.5-1	6/02/2009	ES0901820		Stage 1a	-	-	-	-	-	-	-	-	-	-	-	-	-	-	-	-	-	-	-	-	-	-	-	-	-	-	-	-	-	-	-	-	-	-	-
151.1873	-23.7729	4117 (1.0-	4117	1-1.5	6/02/2009	ES0901820		Stage 1a	-	-	-	-	-	-	-	-	-	-	-	-	-	-	-	-	-	-	-	-	-	-	-	-	-	-	-	-	-	-	-	-	-	-	-
151.1873	-23.7729	4117_0.1	4117	0.1-0.1	6/02/2009	Field Test		Stage 1a	8.26	2.13	6.13	2	-	-	-	-	-	-	-	-	-	-	-	-	-	-	-	-	-	-	-	-	-	-	-	-	-	-	-	-	-	-	-
151.1873	-23.7729	4117_0.25	4117	0.25-0.25	6/02/2009	Field Test		Stage 1a	8.72	2.06	6.66	1	-	-	-	-	-	-	-	-	-	-	-	-	-	-	-	-	-	-	-	-	-	-	-	-	-	-	-	-	-	-	-
151.1873	-23.7729	4117_0.5	4117	0.5-0.5	6/02/2009	Field Test		Stage 1a	7.87	1.99	5.88	1	-	-	-	-	-	-	-	-	-	-	-	-	-	-	-	-	-	-	-	-	-	-	-	-	-	-	-	-	-	-	-
151.1873	-23.7729	4117_0.75	4117	0.75-0.75	6/02/2009	Field Test		Stage 1a	7.61	1.93	5.68	1	-	-	-	-	-	-	-	-	-	-	-	-	-	-	-	-	-	-	-	-	-	-	-	-	-	-	-	-	-	-	-
151.1873	-23.7729	4117_1	4117	1-1	6/02/2009	Field Test		Stage 1a	7.18	1.82	5.36	1	-	-	-	-	-	-	-	-	-	-	-	-	-	-	-	-	-	-	-	-	-	-	-	-	-	-	-	-	-	-	-
151.1873	-23.7729	4117_1.25	4117	1.25-1.25	6/02/2009	Field Test		Stage 1a	7.08	1.68	5.4	1	-	-	-	-	-	-	-	-	-	-	-	-	-	-	-	-	-	-	-	-	-	-	-	-	-	-	-	-	-	-	-
151.1873	-23.7729	4117_1.5	4117	1.5-1.5	6/02/2009	Field Test		Stage 1a	7.4	1.84	5.56	1	-	-	-	-	-	-	-	-	-	-	-	-	-	-	-	-	-	-	-	-	-	-	-	-	-	-	-	-	-	-	-
151.1877	-23.7756	4111 (0.5-	4111	0.5-1	3/02/2009	ES0901725		Stage 1a	-	-	-	-	-	-	-	-	-	-	-	-	-	-	-	-	-	-	-	-	-	-	-	-	-	-	-	-	-	-	-	-	-	-	-
151.1877	-23.7756	4111 (0.5-	4111	0.5-1.1	3/02/2009	ES0901714		Stage 1a	-	-	-	-	-	-	-	-	-	-	-	-	-	-	-	-	-	-	-	-	-	-	-	-	-	-	-	-	-	-	-	-	-	-	-
151.1877	-23.7756	4111 (0-0.5	4111	0 - 0.5	3/02/2009	ES0901714		Stage 1a	-	-	-	-	-	-	-	-	-	-	-	-	-	-	-	-	-	-	-	-	-	-	-	-	-	-	-	-	-	-	-	-	-	-	-
151.1877	-23.7756	4111 (0-0.5	4111	0 - 0.5	3/02/2009	ES0901725		Stage 1a	-	-	-	-	-	-	-	-	-	-	-	-	-	-	-	-	-	-	-	-	-	-	-	-	-	-	-	-	-	-	-	-	-	-	-
151.1877	-23.7756	4111_0.1	4111	0.1-0.1	3/02/2009	Field Test		Stage 1a	8.28	1.92	6.36	3	-	-	-	-	-	-	-	-	-	-	-	-	-	-	-	-	-	-	-	-	-	-	-	-	-	-	-	-	-	-	-
151.1877	-23.7756	4111_0.25	4111	0.25-0.25	3/02/2009	Field Test		Stage 1a	8.52	1.85	6.67	2	-	-	-	-	-	-	-	-	-	-	-	-	-	-	-	-	-	-	-	-	-	-	-	-	-	-	-	-	-	-	-
151.1877	-23.7756	4111_0.5	4111	0.5-0.5	3/02/2009	Field Test		Stage 1a	8.53	1.46	7.07	2	-	-	-	-	-	-	-	-	-	-	-	-	-	-	-	-	-	-	-	-	-	-	-	-	-	-	-	-	-	-	-
151.1877	-23.7756	4111_0.75	4111	0.75-0.75	3/02/2009	Field Test		Stage 1a	7.94	1.21	6.73	2	-	-	-	-	-	-	-	-	-	-	-	-	-	-	-	-	-	-	-	-	-	-	-	-	-	-	-	-	-	-	-
151.1877	-23.7756	4111_1	4111	1-1	3/02/2009	Field Test		Stage 1a	7.67	1.43	6.24	2	-	-	-	-	-	-	-	-	-	-	-	-	-	-	-	-	-	-	-	-	-	-	-	-	-	-	-	-	-	-	-
151.1877	-23.7756	4111_7.6-8	4111	7.6-8.1	14/02/2009	EB0902529		Stage 1a	7.1	-	5.1	1	-	-	-	-	-	-	-	-	-	-	-	-	-	-	-	-	-	-	-	-	-	-	-	-	-	-	-	-	-	-	-
151.1877	-23.7756	4111_8.1-8	4111	8.1-8.7	15/02/2009	EB0902529		Stage 1a	6.9	-	4.4	1	-	-	-	-	-	-	-	-	-	-	-	-	-	-	-	-	-	-	-	-	-	-	-	-	-	-	-	-	-	-	-
151.1877	-23.7756	4111_8.7-9	4111	8.7-9.3	15/02/2009	EB0902529		Stage 1a	7.5	-	4.9	1	-	-	-	-	-	-	-	-	-	-	-	-	-	-	-	-	-	-	-	-	-	-	-	-	-	-	-	-	-	-	-
151.1877	-23.7756	4111-1.0-1	4111	1-1.2	8/02/2009	EB0902530		Stage 1a	7.1	-	-	2	-	-	-	-	-	-	-	-	-	-	-	-	-	-	-	-	-	-	-	-	-	-	-	-	-	-	-	-	-	-	-
151.1877	-23.7756	4111-1.5-1	4111	1.5-1.5	8/02/2009	EB0902530		Stage 1a	7.5	-	-	1	-	-	-	-	-	-	-	-	-	-	-	-	-	-	-	-	-	-	-	-	-	-	-	-	-	-	-	-	-	-	-
151.1877	-23.7756	4111-1.6-2	4111	1.6-2.2	12/02/2009	EB0902530		Stage 1a	7.3	-	-	1	-	-	-	-	-	-	-	-	-	-	-	-	-	-	-	-	-	-	-	-	-	-	-	-	-	-	-	-	-	-	-
151.1877	-23.7756	4111-2.2-2	4111	2.2-2.8	12/02/2009	EB0902530		Stage 1a	7.6	-	-	1	-	-	-	-	-	-	-	-	-	-	-	-	-	-	-	-	-	-	-	-	-	-	-	-	-	-	-	-	-	-	-

									ASS Field Test				ASS																															
									pH (F)	pH Change	pH OX	Reaction Rate	Acid Neutralising Capacity	Acid Reacted Calcium	Acid Reacted Magnesium	acidity - Acid Neutralising Capacity (19A2)	acidity - Acid Reacted Calcium	acidity - Acid Reacted Magnesium	acidity - Chromium Reducible Sulfur (a-22B)	acidity - Excess Acid Neutralising Capacity	acidity - Peroxide Oxidisable Sulfur	ANC Fineness Factor	Calcium in Peroxide	Chromium Reducible Sulfur	Excess Acid Neutralising Capacity	KCl Extractable Calcium	KCl Extractable Magnesium	KCl Extractable Sulfur	Liming Rate	Magnesium in Peroxide	Net Acidity (acidity units)	Net Acidity (sulfur units)	Peroxide Oxidisable Sulfur	pH KCl	sulfidic - Acid Reacted Calcium	sulfidic - Acid Reacted Magnesium	sulfidic - Excess Acid Neutralising Capacity	sulfidic - Titratable Actual Acidity	sulfidic - Titratable Peroxide Acidity	sulfidic - Titratable Sulfidic Acidity	sulfidic-Acid Neutral	Sulfur in Peroxide	Titratable Actual Acidity	Titratable Peroxide Acidity	Titratable Sulfidic Acidity
									pH Unit	pH Units	pH Unit	Units	m H+/t	%	%	mol h+/t	mole H+/t	mole H+/t	m H+/t	mole H+/t	mole H+/t	-	%	% S	%	%	%	%	kg CaCO3/t	%	mole H+/t	%S	%	pH Unit	% S	%S	%S	%S	%S	%S	%S	%	mole H+/t	mole H+/t	mole H+/t
EQL									0.1		0.1	1	0.01	0.02	0.02	10	10	10	10	10	10	0.5	0.02	0.02	0.02	0.02	0.02	0.02	1	0.02	10	0.02	0.02	0.1	0.01	0.02	0.02	0.02	0.02	0.02	0.01	0.02	2	2	2
National Assessment Guidelines for Dredging- Maximum																																												
National Assessment Guidelines for Dredging- Screening																																												
QASSIT 1998 (Field Screen)									5-14	1	5-14	2																																
QASSIT 1998 (Minimum)																															18	0.03												
x coord	y coord	Field ID	Core #	Depth (m)	Date Sample	SDG	GC Borelog Approved	Purpose																																				
151.1877	-23.7756	4111-2.8-3	4111	2.8-3.3	12/02/2009	EB0902530		Stage 1a	7.3	-	-	1	-	-	-	-	-	-	-	-	-	-	-	-	-	-	-	-	-	-	-	-	-	-	-	-	-	-	-	-	-	-	-	-
151.1877	-23.7756	4111-3.5-3	4111	3.5-3.84	12/02/2009	EB0902530		Stage 1a	8.5	-	-	2	-	-	-	-	-	-	-	-	-	-	-	-	-	-	-	-	-	-	-	-	-	-	-	-	-	-	-	-	-	-	-	-
151.1877	-23.7756	4111-4.0-4	4111	4-4.6	12/02/2009	EB0902530		Stage 1a	7.2	-	-	4	-	-	-	-	-	-	-	-	-	-	-	-	-	-	-	-	-	-	-	-	-	-	-	-	-	-	-	-	-	-	-	-
151.188	-23.7896	5634	5634	0 - 0.1	21/03/2009	EB0904884		Stage 1b	-	-	-	-	2.1	-	-	420	-	-	48	-	-	1.5	-	0.08	-	-	-	-	<1	-	<10	<0.02	-	8.9	-	-	-	<0.02	-	-	0.67	-	<2	-	-
151.188	-23.7896	5634	5634	0 - 0.5	21/03/2009	ES0904150		Stage 1b	-	-	-	-	-	-	-	-	-	-	-	-	-	-	-	-	-	-	-	-	-	-	-	-	-	-	-	-	-	-	-	-	-	-	-	-
151.188	-23.7896	5634	5634	0 - 0.5	21/03/2009	ES0904190		Stage 1b	-	-	-	-	-	-	-	-	-	-	-	-	-	-	-	-	-	-	-	-	-	-	-	-	-	-	-	-	-	-	-	-	-	-	-	-
151.188	-23.7896	5634	5634	0.3-0.5	21/03/2009	EB0904884		Stage 1b	-	-	-	-	0.82	-	-	164	-	-	<10	-	-	1.5	-	<0.02	-	-	-	-	<1	-	<10	<0.02	-	7.7	-	-	-	<0.02	-	-	0.26	-	<2	-	-
151.188	-23.7896	5634	5634	0.5-1.15	21/03/2009	ES0904150		Stage 1b	-	-	-	-	-	-	-	-	-	-	-	-	-	-	-	-	-	-	-	-	-	-	-	-	-	-	-	-	-	-	-	-	-	-	-	-
151.188	-23.7896	5634	5634	0.8-1	21/03/2009	EB0904884		Stage 1b	-	-	-	-	0.58	-	-	116	-	-	<10	-	-	1.5	-	<0.02	-	-	-	-	<1	-	<10	<0.02	-	7.3	-	-	-	<0.02	-	-	0.18	-	<2	-	-
151.188	-23.7896	5634_0.1	5634	0.1	21/03/2009	Field Test		Stage 1b	7.83	1.9	5.93	-	-	-	-	-	-	-	-	-	-	-	-	-	-	-	-	-	-	-	-	-	-	-	-	-	-	-	-	-	-	-	-	-
151.188	-23.7896	5634_0.25	5634	0.25	21/03/2009	Field Test		Stage 1b	7.42	-0.61	8.03	2	-	-	-	-	-	-	-	-	-	-	-	-	-	-	-	-	-	-	-	-	-	-	-	-	-	-	-	-	-	-	-	-
151.188	-23.7896	5634_0.5	5634	0.5	21/03/2009	Field Test		Stage 1b	7.05	-1.62	5.43	-	-	-	-	-	-	-	-	-	-	-	-	-	-	-	-	-	-	-	-	-	-	-	-	-	-	-	-	-	-	-	-	-
151.188	-23.7896	5634_0.75	5634	0.75	21/03/2009	Field Test		Stage 1b	6.51	1.03	5.48	-	-	-	-	-	-	-	-	-	-	-	-	-	-	-	-	-	-	-	-	-	-	-	-	-	-	-	-	-	-	-	-	-
151.188	-23.7896	5634_1	5634	1	21/03/2009	Field Test		Stage 1b	6.74	1.43	5.31	-	-	-	-	-	-	-	-	-	-	-	-	-	-	-	-	-	-	-	-	-	-	-	-	-	-	-	-	-	-	-	-	-
151.188	-23.7896	5634_1.15	5634	1.15	21/03/2009	Field Test		Stage 1b	7.29	2.09	5.2	-	-	-	-	-	-	-	-	-	-	-	-	-	-	-	-	-	-	-	-	-	-	-	-	-	-	-	-	-	-	-	-	-
151.188	-23.7896	D05_2203	5634	0 - 0.1	22/03/2009	EB0904884		Stage 1b	-	-	-	-	16.2	-	-	3240	-	-	24	-	-	1.5	-	0.04	-	-	-	-	<1	-	<10	<0.02	-	9.4	-	-	-	<0.02	-	-	5.2	-	<2	-	-
151.188	-23.7896	D06_2203	5634	0.3-0.5	22/03/2009	EB0904884		Stage 1b	-	-	-	-	0.22	-	-	44	-	-	24	-	-	1.5	-	0.04	-	-	-	-	<1	-	<10	<0.02	-	7.2	-	-	-	<0.02	-	-	0.07	-	<2	-	-
151.188	-23.7896	D07_2203	5634	0.8-1	22/03/2009	EB0904884		Stage 1b	-	-	-	-	0.39	-	-	78	-	-	12	-	-	1.5	-	<0.02	-	-	-	-	<1	-	<10	<0.02	-	8.5	-	-	-	<0.02	-	-	0.12	-	<2	-	-
151.188	-23.7896	D08-2203	5634	0 - 0.5	22/03/2009	ES0904186		Stage 1b	-	-	-	-	-	-	-	-	-	-	-	-	-	-	-	-	-	-	-	-	-	-	-	-	-	-	-	-	-	-	-	-	-	-	-	-
151.188	-23.7896	D09-2203	5634	0.5-1.15	22/03/2009	ES0904186		Stage 1b	-	-	-	-	-	-	-	-	-	-	-	-	-	-	-	-	-	-	-	-	-	-	-	-	-	-	-	-	-	-	-	-	-	-	-	-
151.1887	-23.7766	4085	4085	0 - 0.5	31/01/2009	ES0901445		Stage 1a	-	-	-	-	-	-	-	-	-	-	-	-	-	-	-	-	-	-	-	-	-	-	-	-	-	-	-	-	-	-	-	-	-	-	-	-
151.1887	-23.7766	4085	4085	0 - 0.5	31/01/2009	ES0901449		Stage 1a	-	-	-	-	-	-	-	-	-	-	-	-	-	-	-	-	-	-	-	-	-	-	-	-	-	-	-	-	-	-	-	-	-	-	-	-
151.1887	-23.7766	4085	4085	0.5-1	31/01/2009	ES0901445		Stage 1a	-	-	-	-	-	-	-	-	-	-	-	-	-	-	-	-	-	-	-	-	-	-	-	-	-	-	-	-	-	-	-	-	-	-	-	-
151.1887	-23.7766	4085	4085	0.5-1	31/01/2009	ES0901449		Stage 1a	-	-	-	-	-	-	-	-	-	-	-	-	-	-	-	-	-	-	-	-	-	-	-	-	-	-	-	-	-	-	-	-	-	-	-	-
151.1887	-23.7766	4085	4085	1.5-2	31/01/2009	ES0901445		Stage 1a	-	-	-	-	-	-	-	-	-	-	-	-	-	-	-	-	-	-	-	-	-	-	-	-	-	-	-	-	-	-	-	-	-	-	-	-
151.1887	-23.7766	4085	4085	1.5-2	31/01/2009	ES0901449		Stage 1a	-	-	-	-	-	-	-	-	-	-	-	-	-	-	-	-	-	-	-	-	-	-	-	-	-	-	-	-	-	-	-	-	-	-	-	-
151.1887	-23.7766	4085	4085	1-1.5	31/01/2009	ES0901449		Stage 1a	-	-	-	-	-	-	-	-	-	-	-	-	-	-	-	-	-	-	-	-	-	-	-	-	-	-	-	-	-	-	-	-	-	-	-	-
151.1887	-23.7766	4085	4085	2.15-2.5	31/01/2009	ES0901449		Stage 1a	-	-	-	-	-	-	-	-	-	-	-	-	-	-	-	-	-	-	-	-	-	-	-	-	-	-	-	-	-	-	-	-	-	-	-	-
151.1887	-23.7766	4085	4085	2.5-3	31/01/2009	ES0901445		Stage 1a	-	-	-	-	-	-	-	-	-	-	-	-	-	-	-	-	-	-	-	-	-	-	-	-	-	-	-	-	-	-	-	-	-	-	-	-
151.1887	-23.7766	4085	4085	2.5-3.1	31/01/2009	ES0901449		Stage 1a	-	-	-	-	-	-	-	-	-	-	-	-	-	-	-	-	-	-	-	-	-	-	-	-	-	-	-	-	-	-	-	-	-	-	-	-
151.1887	-23.7766	4085	4085	2-2.15	31/01/2009	ES0901449		Stage 1a	-	-	-	-	-	-	-	-	-	-	-	-	-	-	-	-	-	-	-	-	-	-	-	-	-	-	-	-	-	-	-	-	-	-	-	-
151.1888	-23.7698	D03_2004	MOF2	1-1.5	20/04/2009	ES0905734		Stage 1a	-	-	-	-	-	-	-	-	-	-	-	-	-	-	-	-	-	-	-	-	-	-	-	-	-	-	-	-	-	-	-	-	-	-	-	-
151.1888	-23.7698	LVMOF2 (1	MOF2	1-1.5	20/04/2009	A09/1301-A		Stage 1a	-	-	-	-	-	-	-	-	-	-	-	-	-	-	-	-	-	-	-	-	-	-	-	-	-	-	-	-	-	-	-	-	-	-	-	-
151.1888	-23.7698	MOF2	MOF2	0 - 0.1	20/04/2009	EB0906555		Stage 1a	-	-	-	-	2.14	-	-	427	-	-	214	-	-	1.5	-	0.34	-	-	-	-	<1	-	<10	<0.02	-	8.6	-	-	-	<0.02	-	-	0.68	-	<2	-	-
151.1888	-23.7698	MOF2	MOF2	0 - 0.5	20/04/2009	ES0905734		Stage 1a	-	-	-	-	-	-	-	-	-	-	-	-	-	-	-	-	-	-	-	-	-	-	-	-	-	-	-	-	-	-	-	-	-	-	-	-
151.1888	-23.7698	MOF2	MOF2	0 - 0.5	20/04/2009	ES0906554		Stage 1a	-	-	-	-	-	-	-	-	-	-	-	-	-	-	-	-	-	-	-	-	-	-	-	-	-	-	-	-	-	-	-	-	-	-	-	-
151.1888	-23.7698	MOF2	MOF2	0.3-0.5	20/04/2009	EB0906555		Stage 1a	-	-	-	-	5.34	-	-	1070	-	-	398	-	-	1.5	-	0.64	-	-	-	-	<1	-	<10	<0.02	-	8.3	-	-	-	<0.02	-	-	1.71	-	<2	-	-
151.1888	-23.7698	MOF2	MOF2	0.5-1	20/04/2009	ES0905734		Stage 1a	-	-	-	-	-	-	-	-	-	-	-	-	-	-	-	-	-	-	-	-	-	-	-	-	-	-	-	-	-	-	-	-	-	-	-	-
151.1888	-23.7698	MOF2	MOF2	0.8-1	20/04/2009	EB0906555		Stage 1a	-	-	-	-	5.95	-	-	1190	-	-	554	-	-	1.5	-	0.89	-	-	-	-	<1	-	<10	<0.02	-	7.4	-	-	-	<0.02	-	-	1.91	-	<2	-	-
151.1888	-23.7698	MOF2	MOF2	1.3-1.5	20/04/2009	EB0906555		Stage 1a	-	-	-	-	3.82	-	-	763	-	-	640	-	-	1.5	-	1.03	-	-	-	-	10	-	131	0.21	-	8.5	-	-	-	<0.02	-	-	1.22	-	<2	-	-
151.1888	-23.7698	MOF2	MOF2	1.5-2	20/04/2009	ES0905734		Stage 1a	-	-	-	-	-	-	-	-	-	-	-	-	-	-	-	-	-	-	-	-	-	-	-	-	-	-	-	-	-	-	-	-	-	-	-	-
151.1888	-23.7698	MOF2	MOF2	1.8-2	20/04/2009	EB0906555		Stage 1a	-	-	-	-	7.84	-	-	1570	-	-	655	-	-	1.5	-	1.05	-	-	-	-	<1	-	<10	<0.02	-	8.6	-	-	-	<0.02	-	-	2.51	-	<2	-	-
151.1888	-23.7698	MOF2	MOF2	1-1.5	20/04/2009	ES0905734		Stage 1a	-	-	-	-	-	-	-	-	-	-	-	-	-	-	-	-	-	-	-	-	-	-	-	-	-	-	-	-	-	-	-	-	-	-	-	-
151.1888	-23.7698	MOF2	MOF2	2.3-2.5	20/04/2009	EB0906555		Stage 1a	-	-	-	-	0.66	-	-	132	-	-	48	-	-	1.5	-	0.08	-	-	-	-	<1	-	<10	<0.02	-	8.4	-	-	-	<0.02	-	-	0.21	-	<2	-	-
151.1888	-23.7698	MOF2	MOF2	2.5-3.2	20/04/2009	ES0905734		Stage 1a	-	-	-	-	-	-	-	-	-	-	-	-	-	-	-	-	-	-	-	-	-	-	-	-	-	-	-	-	-	-	-	-	-	-	-	-
151.1888	-23.7698	MOF2	MOF2	2.8-3	20/04/2009	EB0906555		Stage 1a	-	-	-	-	0.41	-	-	81	-	-	28	-	-	1.5	-	0.04	-	-	-	-	<1	-	<10	<0.02	-	7.8	-	-	-	<0.02	-	-	0.13	-	<2	-	-
151.1888	-23.7698	MOF2	MOF2	2-2.5	20/04/2009	ES0905734		Stage 1a	-	-	-	-	-	-	-	-	-	-	-	-	-	-	-	-	-	-	-	-	-	-	-	-	-	-	-	-	-	-	-	-	-	-	-	-
151.1888	-23.7698	MOF2_0.1	MOF2	0.1	20/04/2009	Field Test		Stage 1a	8.81	3.03	5.78	2	-	-	-	-	-	-	-	-	-	-	-	-	-	-	-	-	-	-	-	-	-	-	-	-	-	-	-	-	-	-	-	-
151.1888	-23.7698	MOF2_0.2	MOF2	0.25	20/04/2009	Field Test		Stage 1a	8.67	2.86	5.81	2	-	-	-	-	-	-	-	-	-	-	-	-	-	-	-	-	-	-	-	-	-	-	-	-	-	-	-	-	-	-	-	-
151.1888	-23.7698	MOF2_0.5	MOF2	0.5	20/04/2009	Field Test		Stage 1a	8.79	5.09	3.7	4	-	-	-	-	-	-	-	-	-	-	-	-	-	-	-	-	-	-	-	-	-	-	-	-	-	-	-	-	-	-	-	-
151.1888	-23.7698	MOF2_0.7	MOF2	0.75	20/04/2009	Field Test		Stage 1a	8.87	6.4	2.47	4	-	-	-	-	-	-	-	-	-	-	-	-	-	-	-	-	-	-	-	-	-	-	-	-	-	-	-	-	-	-	-	-
151.1888	-23.7698	MOF2_1	MOF2	1	20/04/2009	Field Test		Stage 1a	8.76	6.18	2.58	4	-	-	-	-	-	-	-	-	-	-	-	-	-	-	-	-	-	-	-	-	-	-	-	-	-	-	-	-	-	-	-	-
151.1888	-23.7698	MOF2_1.2	MOF2	1.25	20/04/2009	Field Test		Stage 1a	8.58	6.37	2.21	4	-	-	-	-	-	-	-	-	-	-	-	-	-	-	-	-	-	-	-	-	-	-	-	-	-	-	-	-	-	-	-	-
151.1888	-23.7698	MOF2_1.5	MOF2	1.5	20/04/2009	Field Test		Stage 1a	8.59	6.86	1.73	3	-	-	-	-	-	-	-	-	-	-	-	-	-	-	-	-	-	-	-	-	-	-	-	-	-	-	-	-	-	-	-	-
151.1888	-23.7698	MOF2_1.7	MOF2	1.75	20/04/2009	Field Test		Stage 1a	8.66	5.58	3.08	3	-	-	-	-	-	-	-	-	-	-	-	-	-	-	-	-	-	-	-	-	-	-	-	-	-	-	-	-	-	-	-	-
151.1888	-23.7698	MOF2_2	MOF2	2	20/04/2009	Field Test		Stage 1a	8.66	4.21	4.45	2	-	-	-	-	-	-	-	-	-	-	-	-	-	-	-	-	-	-	-	-	-	-	-	-	-	-	-	-	-	-	-	-
151.1888	-23.7698	MOF2_2.2	MOF2	2.25	20/04/2009	Field Test		Stage 1a	8.9	6.49	2.41	3	-	-	-	-	-	-	-	-	-	-	-	-	-	-	-	-	-	-	-	-	-	-	-	-	-	-	-	-	-	-	-	-
151.1888	-23.7698	MOF2_2.5	MOF2	2.5	20/04/2009	Field Test		Stage 1a	8.22	0.96	7.26	4	-	-	-	-	-	-	-	-	-	-	-	-	-	-	-	-	-	-	-	-	-	-	-	-	-	-	-	-	-	-	-	-
151.1888	-23.7698	MOF2_2.7	MOF2	2.75	20/04/2009	Field Test		Stage 1a	8.2	-0.02	8.22	4	-	-	-	-	-	-	-	-	-	-	-	-	-	-	-	-	-	-	-	-	-	-	-	-	-	-	-	-	-	-	-	-
151.1888	-23.7698	MOF2_3	MOF2	3	20/04/2009	Field Test		Stage 1a	8.58	0.67	7.91	4	-	-	-	-	-	-	-	-	-	-	-	-	-	-	-	-	-	-	-	-	-	-	-	-	-	-	-	-	-	-	-	-
151.1889	-23.7739	4079	4079	0 - 0.5	6/02/2009	ES0901988		Stage 1a	-	-	-	-	-	-	-	-	-	-	-	-	-	-	-	-	-	-	-	-	-	-	-	-	-	-	-	-	-	-	-	-	-	-	-	-
151.1889	-23.7739	4079 (0.5-1	4079	0.5-1	6/02/2009	ES0901820		Stage 1a	-	-	-	-	-	-	-	-	-	-	-	-	-	-	-	-	-	-	-	-	-	-	-	-	-	-	-	-	-	-	-	-	-	-	-	-
151.1889	-23.7739	4079_0.1	4079	0.1-0.1	6/02/2009	Field Test		Stage 1a	7.76	1.25	6.51	4	-	-	-	-	-	-	-	-	-	-	-	-	-	-	-	-	-	-	-	-	-	-	-	-	-	-	-	-	-	-	-	-
151.1889	-23.7739	4079_0.25	4079	0.25-0.25	6/02/2009	Field Test		Stage 1a	9.1	1.7	7.4	3	-	-	-	-	-	-	-	-	-	-	-	-	-	-	-	-	-	-	-	-	-	-	-	-	-	-	-	-	-	-	-	-
151.1889	-23.7739	4079_0.5	4079	0.5-0.5	6/02/2009	Field Test		Stage 1a	8.34	1.4	6.94	2	-	-	-	-	-	-	-	-	-	-	-	-	-	-	-	-	-	-	-	-	-	-	-	-	-	-	-	-	-	-	-	-
151.1889	-23.7739	4079_0.75	4079	0.75-0.75	6/02/2009	Field Test		Stage 1a	7.65	1.27	6.38	1	-	-	-	-	-	-	-	-	-	-	-	-	-	-	-	-	-	-	-	-	-	-	-	-	-	-	-	-	-	-	-	-
151.1889	-23.7739	4079_1	4079	1-1	6/02/2009	Field Test		Stage 1a	7.74	1.56	6.18	1	-	-	-	-	-	-	-	-	-	-	-	-	-	-	-	-	-	-	-	-	-	-	-	-	-	-	-	-	-	-	-	-
151.1889	-23.7739	4079_1.2	4079	1.2-1.2	6/02/2009	Field Test		Stage 1a	7.61	1.27	6.34	1	-	-	-	-	-	-	-	-	-	-	-	-	-	-	-	-	-	-	-	-	-	-	-	-	-	-	-	-	-	-	-	-
151.1889	-23.7692	7144	7144	0 - 0.5	20/04/2009	ES0905734		Stage 1a	-	-	-	-	-	-	-	-	-	-	-	-	-	-	-	-	-	-	-	-	-	-	-	-	-	-	-	-	-	-	-	-	-	-	-	-
151.1889	-23.7692	7144	7144	0.5-1	20/04/2009	ES0905734		Stage 1a	-	-	-	-	-	-	-	-	-	-	-	-	-	-	-	-	-	-	-	-	-	-	-	-	-	-	-	-	-	-	-	-	-	-	-	-
151.1889	-23.7692	7144	7144	1.7-2.5	20/04/2009	ES0905734		Stage 1a	-	-	-	-	-	-	-	-	-	-	-	-	-	-	-	-	-	-	-	-	-	-	-	-	-	-	-	-	-	-	-	-	-	-	-	-
151.1889	-23.7692	7144	7144	1-1.7	20/04/2009	ES0905734		Stage 1a	-	-	-	-	-	-	-	-	-	-	-	-	-	-	-	-	-	-	-	-	-	-	-	-	-	-	-	-	-	-	-	-	-	-	-	-
151.1889	-23.7692	7144	7144	2.5-2.9	20/04/2009	ES0905734		Stage 1a	-	-	-	-	-	-	-	-	-	-	-	-	-	-	-	-	-	-	-	-	-	-	-	-	-	-	-	-	-	-	-	-	-	-	-	-
151.1889	-23.7692	7144A	7144	0 - 0.1	20/04/2009	EB0906555		Stage 1a	-	-	-	-	7.62	-	-	1520	-	-	302	-	-	1.5	-	0.48	-	-	-	-	<1	-	<10	<0.02	-	8.5	-	-	-	<0.02	-	-	2.44	-	<2	-	-
151.1889	-23.7692	7144A	7144	0 - 0.5	20/04/2009	ES0905734		Stage 1a	-	-	-	-	-	-	-	-	-	-	-	-	-	-	-	-	-	-	-	-	-	-	-	-	-	-	-	-	-	-	-	-	-	-	-	-
151.1889	-23.7692	7144A	7144	0 - 0.5	20/04/2009	ES0906554		Stage 1a	-	-	-	-	-	-	-	-	-	-	-	-	-	-	-	-	-	-	-	-	-	-	-	-	-	-	-	-	-	-	-	-	-	-	-	-
151.1889	-23.7692	7144A	7144	0.3-0.5	20/04/2009	EB0906555		Stage 1a	-	-	-	-	7	-	-	1400	-	-	368	-	-	1.5	-	0.59	-	-	-	-	<1	-	<10	<0.02	-	8.4	-	-	-	<0.02	-	-	2.24	-	<2	-	-
151.1889	-23.7692	7144A	7144	0.5-1	20/04/2009	ES0905734		Stage 1a	-	-	-	-	-	-	-	-	-	-	-	-	-	-	-	-	-	-	-	-	-	-	-	-	-	-	-	-	-	-	-	-	-	-	-	-
151.1889	-23.7692	7144A	7144	0.8-1	20/04/2009	EB0906555		Stage 1a	-	-	-	-	1.04	-	-	207	-	-	1010	-	-	1.5	-	1.62	-	-	-	-	65	-	870	1.39	-	6.5	-	-	-	<0.02	-	-	0.33	-	<2	-	-
151.1889	-23.7692	7144A	7144	1.25-1.45	20/04/2009	EB0906555		Stage 1a	-	-	-	-	1.26	-	-	251	-	-	852	-	-	1.5	-	1.36	-	-	-	-	51	-	684	1.1	-	6.5	-	-	-	<0.02	-	-	0.4	-	<2	-	-
151.1889	-23.7692	7144A	7144	1.45-2	20/04/2009	ES0905734		Stage 1a	-	-	-	-	-	-	-	-	-	-	-	-	-	-	-	-	-	-	-	-	-	-	-	-	-	-	-	-	-	-	-	-	-	-	-	-
151.1889	-23.7692	7144A	7144	1.8-2	20/04/2009	EB0906555		Stage 1a	-	-	-	-	1.04	-	-	207	-	-	131	-	-	1.5	-	0.21	-	-	-	-	<1	-	<10	<0.02	-	7.2	-	-	-	<0.02	-	-	0.33	-	<2	-	-
151.1889	-23.7692	7144A	7144	1-1.45	20/04/2009	ES0905734		Stage 1a	-	-	-	-	-	-	-	-	-	-	-	-	-	-	-	-	-	-	-	-	-	-	-	-	-	-	-	-	-	-	-	-	-	-	-	-
151.1889	-23.7692	7144A	7144	2.3-2.5	20/04/2009	EB0906555		Stage 1a	-	-	-	-	1.04	-	-	207	-	-	35	-	-	1.5	-	0.06	-	-	-	-	<1	-	<10	<0.02	-	6.8	-	-	-	<0.02	-	-	0.33	-	<2	-	-
151.1889	-23.7692	7144A	7144	2-2.7	20/04/2009	ES0905734		Stage 1a	-	-	-	-	-	-	-	-	-	-	-	-	-	-	-	-	-	-	-	-	-	-	-	-	-	-	-	-	-	-	-	-	-	-	-	-
151.1889	-23.7692	7144A_0.1	7144	0.1	20/04/2009	Field Test		Stage 1a	8.04	4.24	3.8	2	-	-	-	-	-	-	-	-	-	-	-	-	-	-	-	-	-	-	-	-	-	-	-	-	-	-	-	-	-	-	-	-
151.1889	-23.7692	7144A_0.2	7144	0.25	20/04/2009	Field Test		Stage 1a	8.06	4.25	3.81	2	-	-	-	-	-	-	-	-	-	-	-	-	-	-	-	-	-	-	-	-	-	-	-	-	-	-	-	-	-	-	-	-
151.1889	-23.7692	7144A_0.5	7144	0.5	20/04/2009	Field Test		Stage 1a	8.37	4.15	4.22	2	-	-	-	-	-	-	-	-	-	-	-	-	-	-	-	-	-	-	-	-	-	-	-	-	-	-	-	-	-	-	-	-
151.1889	-23.7692	7144A_0.7	7144	0.75	20/04/2009	Field Test		Stage 1a	8.46	7.04	1.42	3	-	-	-	-	-	-	-	-	-	-	-	-	-	-	-	-	-	-	-	-	-	-	-	-	-	-	-	-	-	-	-	-
151.1889	-23.7692	7144A_1	7144	1	20/04/2009	Field Test		Stage 1a	7.75	6.44	1.31	4	-	-	-	-	-	-	-	-	-	-	-	-	-	-	-	-	-	-	-	-	-	-	-	-	-	-	-	-	-	-	-	-
151.1889	-23.7692	7144A_1.2	7144	1.25	20/04/2009	Field Test		Stage 1a	7.86	6.38	1.48	4	-	-	-	-	-	-	-	-	-	-	-	-	-	-	-	-	-	-	-	-	-	-	-	-	-	-	-	-	-	-	-	-
151.1889	-23.7692	7144A_1.5	7144	1.5	20/04/2009	Field Test		Stage 1a	7.31	5.27	2.04	3	-	-	-	-	-	-	-	-	-	-	-	-	-	-	-	-	-	-	-	-	-	-	-	-	-	-	-	-	-	-	-	-
151.1889	-23.7692	7144A_1.7	7144	1.75	20/04/2009	Field Test		Stage 1a	7.21	5.31	1.9	2	-	-	-	-	-	-	-	-	-	-	-	-	-	-	-	-	-	-	-	-	-	-	-	-	-	-	-	-	-	-	-	-
151.1889	-23.7692	7144A_2	7144	2	20/04/2009	Field Test		Stage 1a	7.92	5.97	1.95	4	-	-	-	-	-	-	-	-	-	-	-	-	-	-	-	-	-	-	-	-	-	-	-	-	-	-	-	-	-	-	-	-
151.1889	-23.7692	7144A_2.2	7144	2.25	20/04/2009	Field Test		Stage 1a	7.51	0.71	6.8	3	-	-	-	-	-	-	-	-	-	-	-	-	-	-	-	-	-	-	-	-	-	-	-	-	-	-	-	-	-	-	-	-
151.1889	-23.7692	7144A_2.5	7144	2.5	20/04/2009	Field Test		Stage 1a	7.57	0.06	7.51	3	-	-	-	-	-	-	-	-	-	-	-	-	-	-	-	-	-	-	-	-	-	-	-	-	-	-	-	-	-	-	-	-
151.1889	-23.7692	7144A_2.7	7144	2.7	20/04/2009	Field Test		Stage 1a	7.43	-0.11	7.54	3	-	-	-	-	-	-	-	-	-	-	-	-	-	-	-	-	-	-	-	-	-	-	-	-	-	-	-	-	-	-	-	-
151.1889	-23.7692	7144B	7144	0 - 0.5	20/04/2009	ES0905734		Stage 1a	-	-	-	-	-	-	-	-	-	-	-	-	-	-	-	-	-	-	-	-	-	-	-	-	-	-	-	-	-	-	-	-	-	-	-	-

									ASS Field Test				ASS																															
									pH (F)	pH Change	pH OX	Reaction Rate	Acid Neutralising Capacity	Acid Reacted Calcium	Acid Reacted Magnesium	acidity - Acid Neutralising Capacity (19A2)	acidity - Acid Reacted Calcium	acidity - Acid Reacted Magnesium	acidity - Chromium Reducible Sulfur (a-22B)	acidity - Excess Acid Neutralising Capacity	acidity - Peroxide Oxidisable Sulfur	ANC Fineness Factor	Calcium in Peroxide	Chromium Reducible Sulfur	Excess Acid Neutralising Capacity	KCl Extractable Calcium	KCl Extractable Magnesium	KCl Extractable Sulfur	Liming Rate	Magnesium in Peroxide	Net Acidity (acidity units)	Net Acidity (sulfur units)	Peroxide Oxidisable Sulfur	pH KCl	sulfidic - Acid Reacted Calcium	sulfidic - Acid Reacted Magnesium	sulfidic - Excess Acid Neutralising Capacity	sulfidic - Titratable Actual Acidity	sulfidic - Titratable Peroxide Acidity	sulfidic - Titratable Sulfidic Acidity	sulfidic-Acid Neutral	Sulfur in Peroxide	Titratable Actual Acidity	Titratable Peroxide Acidity	Titratable Sulfidic Acidity
									pH Unit	pH Units	pH Unit	Units	m H+/t	%	%	mol h+/t	mole H+/t	mole H+/t	m H+/t	mole H+/t	mole H+/t	-	%	% S	%	%	%	%	%	kg CaCO3/t	%	mole H+/t	%S	%	pH Unit	% S	%S	%S	%S	%S	%S	%S	%	mole H+/t	mole H+/t	mole H+/t
EQL									0.1		0.1	1	0.01	0.02	0.02	10	10	10	10	10	10	0.5	0.02	0.02	0.02	0.02	0.02	0.02	1	0.02	10	0.02	0.02	0.1	0.01	0.02	0.02	0.02	0.02	0.02	0.01	0.02	2	2	2
National Assessment Guidelines for Dredging- Maximum																																												
National Assessment Guidelines for Dredging- Screening																																												
QASSIT 1998 (Field Screen)									5-14	1	5-14	2																																
QASSIT 1998 (Minimum)																															18	0.03												
x coord	**y coord**	**Field ID**	**Core #**	**Depth (m)**	**Date Sample**	**SDG**	**GC Borelog Approved**	**Purpose**																																				
151.1889	-23.7692	7144B	7144	0.5-1	20/04/2009	ES0905734		Stage 1a	-	-	-	-	-	-	-	-	-	-	-	-	-	-	-	-	-	-	-	-	-	-	-	-	-	-	-	-	-	-	-	-	-	-	-	-
151.1889	-23.7692	7144B	7144	1.7-2.5	20/04/2009	ES0905734		Stage 1a	-	-	-	-	-	-	-	-	-	-	-	-	-	-	-	-	-	-	-	-	-	-	-	-	-	-	-	-	-	-	-	-	-	-	-	-
151.1889	-23.7692	7144B	7144	1-1.7	20/04/2009	ES0905734		Stage 1a	-	-	-	-	-	-	-	-	-	-	-	-	-	-	-	-	-	-	-	-	-	-	-	-	-	-	-	-	-	-	-	-	-	-	-	-
151.1889	-23.7692	7144B	7144	2.5-3	20/04/2009	ES0905734		Stage 1a	-	-	-	-	-	-	-	-	-	-	-	-	-	-	-	-	-	-	-	-	-	-	-	-	-	-	-	-	-	-	-	-	-	-	-	-
151.1889	-23.7692	LV7144B (7144		1-1.7	20/04/2009	A091301-A		Stage 1a	-	-	-	-	-	-	-	-	-	-	-	-	-	-	-	-	-	-	-	-	-	-	-	-	-	-	-	-	-	-	-	-	-	-	-	-
151.1892	-23.7774	4071 (0.0-4	4071	0 - 0.5	5/02/2009	ES0901814		Stage 1a	-	-	-	-	-	-	-	-	-	-	-	-	-	-	-	-	-	-	-	-	-	-	-	-	-	-	-	-	-	-	-	-	-	-	-	-
151.1892	-23.7774	4071 (0.5-1	4071	0.5-1	5/02/2009	ES0901814		Stage 1a	-	-	-	-	-	-	-	-	-	-	-	-	-	-	-	-	-	-	-	-	-	-	-	-	-	-	-	-	-	-	-	-	-	-	-	-
151.1892	-23.7774	4071 (1.0-1	4071	1-1.5	5/02/2009	ES0901814		Stage 1a	-	-	-	-	-	-	-	-	-	-	-	-	-	-	-	-	-	-	-	-	-	-	-	-	-	-	-	-	-	-	-	-	-	-	-	-
151.1892	-23.7774	4071 (1.5-2	4071	1.5-2	5/02/2009	ES0901814		Stage 1a	-	-	-	-	-	-	-	-	-	-	-	-	-	-	-	-	-	-	-	-	-	-	-	-	-	-	-	-	-	-	-	-	-	-	-	-
151.1892	-23.7774	4071 (2.0-2	4071	2-2.5	5/02/2009	ES0901814		Stage 1a	-	-	-	-	-	-	-	-	-	-	-	-	-	-	-	-	-	-	-	-	-	-	-	-	-	-	-	-	-	-	-	-	-	-	-	-
151.1892	-23.7774	4071 (2.5-3	4071	2.5-3.5	5/02/2009	ES0901814		Stage 1a	-	-	-	-	-	-	-	-	-	-	-	-	-	-	-	-	-	-	-	-	-	-	-	-	-	-	-	-	-	-	-	-	-	-	-	-
151.1892	-23.7774	4071 (3.5-4	4071	3.5-4.5	5/02/2009	ES0901814		Stage 1a	-	-	-	-	-	-	-	-	-	-	-	-	-	-	-	-	-	-	-	-	-	-	-	-	-	-	-	-	-	-	-	-	-	-	-	-
151.1892	-23.7774	4071 (4.5-5	4071	4.5-5.5	5/02/2009	ES0901814		Stage 1a	-	-	-	-	-	-	-	-	-	-	-	-	-	-	-	-	-	-	-	-	-	-	-	-	-	-	-	-	-	-	-	-	-	-	-	-
151.1892	-23.7774	4071_0.1	4071	0.1-0.1	5/02/2009	Field Test		Stage 1a	8.04	1.67	6.37	4	-	-	-	-	-	-	-	-	-	-	-	-	-	-	-	-	-	-	-	-	-	-	-	-	-	-	-	-	-	-	-	-
151.1892	-23.7774	4071_0.25	4071	0.25-0.25	5/02/2009	Field Test		Stage 1a	8.15	3.84	4.31	2	-	-	-	-	-	-	-	-	-	-	-	-	-	-	-	-	-	-	-	-	-	-	-	-	-	-	-	-	-	-	-	-
151.1892	-23.7774	4071_0.5	4071	0.5-0.5	5/02/2009	Field Test		Stage 1a	6.73	0.64	6.09	4	-	-	-	-	-	-	-	-	-	-	-	-	-	-	-	-	-	-	-	-	-	-	-	-	-	-	-	-	-	-	-	-
151.1892	-23.7774	4071_0.75	4071	0.75-0.75	5/02/2009	Field Test		Stage 1a	8.35	5.8	2.55	4	-	-	-	-	-	-	-	-	-	-	-	-	-	-	-	-	-	-	-	-	-	-	-	-	-	-	-	-	-	-	-	-
151.1892	-23.7774	4071_1	4071	1-1	5/02/2009	Field Test		Stage 1a	7.94	1.27	6.67	4	-	-	-	-	-	-	-	-	-	-	-	-	-	-	-	-	-	-	-	-	-	-	-	-	-	-	-	-	-	-	-	-
151.1892	-23.7774	4071_1.25	4071	1.25-1.25	5/02/2009	Field Test		Stage 1a	8.44	1.08	7.36	4	-	-	-	-	-	-	-	-	-	-	-	-	-	-	-	-	-	-	-	-	-	-	-	-	-	-	-	-	-	-	-	-
151.1892	-23.7774	4071_1.5	4071	1.5-1.5	5/02/2009	Field Test		Stage 1a	8.7	2.44	6.26	4	-	-	-	-	-	-	-	-	-	-	-	-	-	-	-	-	-	-	-	-	-	-	-	-	-	-	-	-	-	-	-	-
151.1892	-23.7774	4071_1.75	4071	1.75-1.75	5/02/2009	Field Test		Stage 1a	8.63	6.85	1.78	3	-	-	-	-	-	-	-	-	-	-	-	-	-	-	-	-	-	-	-	-	-	-	-	-	-	-	-	-	-	-	-	-
151.1892	-23.7774	4071_2	4071	2-2	5/02/2009	Field Test		Stage 1a	8.27	2.4	5.87	4	-	-	-	-	-	-	-	-	-	-	-	-	-	-	-	-	-	-	-	-	-	-	-	-	-	-	-	-	-	-	-	-
151.1892	-23.7774	4071_2.25	4071	2.25-2.25	5/02/2009	Field Test		Stage 1a	8.48	5.7	2.78	2	-	-	-	-	-	-	-	-	-	-	-	-	-	-	-	-	-	-	-	-	-	-	-	-	-	-	-	-	-	-	-	-
151.1892	-23.7774	4071_2.5	4071	2.5-2.5	5/02/2009	Field Test		Stage 1a	8.15	6.22	1.93	2	-	-	-	-	-	-	-	-	-	-	-	-	-	-	-	-	-	-	-	-	-	-	-	-	-	-	-	-	-	-	-	-
151.1892	-23.7774	4071_2.75	4071	2.75-2.75	5/02/2009	Field Test		Stage 1a	7.14	5.91	1.23	4	-	-	-	-	-	-	-	-	-	-	-	-	-	-	-	-	-	-	-	-	-	-	-	-	-	-	-	-	-	-	-	-
151.1892	-23.7774	4071_3	4071	3-3	5/02/2009	Field Test		Stage 1a	8.53	6.6	1.93	4	-	-	-	-	-	-	-	-	-	-	-	-	-	-	-	-	-	-	-	-	-	-	-	-	-	-	-	-	-	-	-	-
151.1892	-23.7774	4071_3.25	4071	3.25-3.25	5/02/2009	Field Test		Stage 1a	7.94	5.92	2.02	2	-	-	-	-	-	-	-	-	-	-	-	-	-	-	-	-	-	-	-	-	-	-	-	-	-	-	-	-	-	-	-	-
151.1892	-23.7774	4071_3.5	4071	3.5-3.5	5/02/2009	Field Test		Stage 1a	8.12	6.39	1.73	4	-	-	-	-	-	-	-	-	-	-	-	-	-	-	-	-	-	-	-	-	-	-	-	-	-	-	-	-	-	-	-	-
151.1892	-23.7774	4071_3.75	4071	3.75-3.75	5/02/2009	Field Test		Stage 1a	7.99	1.65	6.34	4	-	-	-	-	-	-	-	-	-	-	-	-	-	-	-	-	-	-	-	-	-	-	-	-	-	-	-	-	-	-	-	-
151.1892	-23.7774	4071_4	4071	4-4	5/02/2009	Field Test		Stage 1a	7.86	6.27	1.59	2	-	-	-	-	-	-	-	-	-	-	-	-	-	-	-	-	-	-	-	-	-	-	-	-	-	-	-	-	-	-	-	-
151.1892	-23.7774	4071_4.25	4071	4.25-4.25	5/02/2009	Field Test		Stage 1a	7.39	4.94	2.45	2	-	-	-	-	-	-	-	-	-	-	-	-	-	-	-	-	-	-	-	-	-	-	-	-	-	-	-	-	-	-	-	-
151.1892	-23.7774	4071_4.5	4071	4.5-4.5	5/02/2009	Field Test		Stage 1a	7.39	4.06	3.33	4	-	-	-	-	-	-	-	-	-	-	-	-	-	-	-	-	-	-	-	-	-	-	-	-	-	-	-	-	-	-	-	-
151.1892	-23.7774	4071_4.75	4071	4.75-4.75	5/02/2009	Field Test		Stage 1a	7.1	4.41	2.69	4	-	-	-	-	-	-	-	-	-	-	-	-	-	-	-	-	-	-	-	-	-	-	-	-	-	-	-	-	-	-	-	-
151.1892	-23.7774	4071_5	4071	5-5	5/02/2009	Field Test		Stage 1a	8.09	5.21	2.88	2	-	-	-	-	-	-	-	-	-	-	-	-	-	-	-	-	-	-	-	-	-	-	-	-	-	-	-	-	-	-	-	-
151.1892	-23.7774	4071_5.25	4071	5.25-5.25	5/02/2009	Field Test		Stage 1a	7.59	6.52	1.07	4	-	-	-	-	-	-	-	-	-	-	-	-	-	-	-	-	-	-	-	-	-	-	-	-	-	-	-	-	-	-	-	-
151.1892	-23.7774	4071_5.5	4071	5.5-5.5	5/02/2009	Field Test		Stage 1a	7.65	3.72	3.93	4	-	-	-	-	-	-	-	-	-	-	-	-	-	-	-	-	-	-	-	-	-	-	-	-	-	-	-	-	-	-	-	-
151.1892	-23.7774	DO1_0502	4071	0 - 0.5	5/02/2009	ES0901814		Stage 1a	-	-	-	-	-	-	-	-	-	-	-	-	-	-	-	-	-	-	-	-	-	-	-	-	-	-	-	-	-	-	-	-	-	-	-	-
151.1892	-23.7774	DO4_0502	4071	2-2.5	5/02/2009	ES0901814		Stage 1a	-	-	-	-	-	-	-	-	-	-	-	-	-	-	-	-	-	-	-	-	-	-	-	-	-	-	-	-	-	-	-	-	-	-	-	-
151.1893	-23.7748	4065	4065	0 - 0.5	28/01/2009	ES0901381		Stage 1a	-	-	-	-	-	-	-	-	-	-	-	-	-	-	-	-	-	-	-	-	-	-	-	-	-	-	-	-	-	-	-	-	-	-	-	-
151.1893	-23.7748	4065	4065	0 - 0.5	28/01/2009	ES0901445		Stage 1a	-	-	-	-	-	-	-	-	-	-	-	-	-	-	-	-	-	-	-	-	-	-	-	-	-	-	-	-	-	-	-	-	-	-	-	-
151.1893	-23.7748	4065	4065	0.5-0.8	28/01/2009	ES0901381		Stage 1a	-	-	-	-	-	-	-	-	-	-	-	-	-	-	-	-	-	-	-	-	-	-	-	-	-	-	-	-	-	-	-	-	-	-	-	-
151.1893	-23.7748	4065	4065	0.8-1.4	28/01/2009	ES0901381		Stage 1a	-	-	-	-	-	-	-	-	-	-	-	-	-	-	-	-	-	-	-	-	-	-	-	-	-	-	-	-	-	-	-	-	-	-	-	-
151.1893	-23.7748	4065	4065	1-1.4	28/01/2009	ES0901445		Stage 1a	-	-	-	-	-	-	-	-	-	-	-	-	-	-	-	-	-	-	-	-	-	-	-	-	-	-	-	-	-	-	-	-	-	-	-	-
151.1893	-23.7748	4065/1.9-2	4065	1.9-2.1	4/02/2009	EB0902109		Stage 1a	7.3	-	5.4	1	-	-	-	-	-	-	-	-	-	-	-	-	-	-	-	-	-	-	-	-	-	-	-	-	-	-	-	-	-	-	-	-
151.1893	-23.7748	4065/10.5-4	4065	10.5-10.6	7/02/2009	EB0902112		Stage 1a	6.9	-	5	2	-	-	-	-	-	-	-	-	-	-	-	-	-	-	-	-	-	-	-	-	-	-	-	-	-	-	-	-	-	-	-	-
151.1893	-23.7748	4065/11.7-	4065	11.7-11.8	7/02/2009	EB0902112		Stage 1a	6.8	-	4.8	1	-	-	-	-	-	-	-	-	-	-	-	-	-	-	-	-	-	-	-	-	-	-	-	-	-	-	-	-	-	-	-	-
151.1893	-23.7748	4065/2.5-2	4065	2.5-2.7	4/02/2009	EB0902109		Stage 1a	7.1	-	5.7	1	-	-	-	-	-	-	-	-	-	-	-	-	-	-	-	-	-	-	-	-	-	-	-	-	-	-	-	-	-	-	-	-
151.1893	-23.7748	4065/3.5-3	4065	3.5-3.6	4/02/2009	EB0902109		Stage 1a	6.9	-	4.8	1	-	-	-	-	-	-	-	-	-	-	-	-	-	-	-	-	-	-	-	-	-	-	-	-	-	-	-	-	-	-	-	-
151.1893	-23.7748	4065/4.0-4	4065	4-4.1	4/02/2009	EB0902109		Stage 1a	6.9	-	4.8	1	-	-	-	-	-	-	-	-	-	-	-	-	-	-	-	-	-	-	-	-	-	-	-	-	-	-	-	-	-	-	-	-
151.1893	-23.7748	4065/4.5-4	4065	4.5-4.7	4/02/2009	EB0902109		Stage 1a	6.8	-	5	2	-	-	-	-	-	-	-	-	-	-	-	-	-	-	-	-	-	-	-	-	-	-	-	-	-	-	-	-	-	-	-	-
151.1893	-23.7748	4065/6.6-6	4065	6.6-6.7	4/02/2009	EB0902109		Stage 1a	6.8	-	4.9	2	-	-	-	-	-	-	-	-	-	-	-	-	-	-	-	-	-	-	-	-	-	-	-	-	-	-	-	-	-	-	-	-
151.1893	-23.7748	4065/7.0-7	4065	7-7.1	4/02/2009	EB0902109		Stage 1a	6.8	-	5	1	-	-	-	-	-	-	-	-	-	-	-	-	-	-	-	-	-	-	-	-	-	-	-	-	-	-	-	-	-	-	-	-
151.1893	-23.7748	4065/7.5-7	4065	7.5-7.6	4/02/2009	EB0902109		Stage 1a	6.9	-	5.3	2	-	-	-	-	-	-	-	-	-	-	-	-	-	-	-	-	-	-	-	-	-	-	-	-	-	-	-	-	-	-	-	-
151.1893	-23.7748	4065/9.0-9	4065	9-9.1	4/02/2009	EB0902109		Stage 1a	6.7	-	5.3	2	-	-	-	-	-	-	-	-	-	-	-	-	-	-	-	-	-	-	-	-	-	-	-	-	-	-	-	-	-	-	-	-
151.1893	-23.7748	4065/9.5-9	4065	9.5-9.7	7/02/2009	EB0902112		Stage 1a	6.7	-	5.4	2	-	-	-	-	-	-	-	-	-	-	-	-	-	-	-	-	-	-	-	-	-	-	-	-	-	-	-	-	-	-	-	-
151.1893	-23.7748	4065/9-9-1	4065	9.9-10.1	7/02/2009	EB0902112		Stage 1a	6.7	-	4.9	2	-	-	-	-	-	-	-	-	-	-	-	-	-	-	-	-	-	-	-	-	-	-	-	-	-	-	-	-	-	-	-	-
151.1893	-23.7748	4065_0.1	4065	0.1-0.1	4/02/2009	Field Test		Stage 1a	5.65	0.44	5.21	1	-	-	-	-	-	-	-	-	-	-	-	-	-	-	-	-	-	-	-	-	-	-	-	-	-	-	-	-	-	-	-	-
151.1893	-23.7748	4065_0.25	4065	0.25-0.25	4/02/2009	Field Test		Stage 1a	8.5	2.39	6.11	4	-	-	-	-	-	-	-	-	-	-	-	-	-	-	-	-	-	-	-	-	-	-	-	-	-	-	-	-	-	-	-	-
151.1893	-23.7748	4065_0.5	4065	0.5-0.5	4/02/2009	Field Test		Stage 1a	8.29	2.23	6.06	4	-	-	-	-	-	-	-	-	-	-	-	-	-	-	-	-	-	-	-	-	-	-	-	-	-	-	-	-	-	-	-	-
151.1893	-23.7748	4065_0.75	4065	0.75-0.75	4/02/2009	Field Test		Stage 1a	7.89	2.89	5	4	-	-	-	-	-	-	-	-	-	-	-	-	-	-	-	-	-	-	-	-	-	-	-	-	-	-	-	-	-	-	-	-
151.1893	-23.7748	4065_1	4065	1-1	4/02/2009	Field Test		Stage 1a	5.88	-0.03	5.91	1	-	-	-	-	-	-	-	-	-	-	-	-	-	-	-	-	-	-	-	-	-	-	-	-	-	-	-	-	-	-	-	-
151.1893	-23.7748	4065_1.25	4065	1.25-1.25	4/02/2009	Field Test		Stage 1a	7.49	1.69	5.8	1	-	-	-	-	-	-	-	-	-	-	-	-	-	-	-	-	-	-	-	-	-	-	-	-	-	-	-	-	-	-	-	-
151.1893	-23.7748	4065_1.4	4065	1.4-1.4	4/02/2009	Field Test		Stage 1a	7.47	2.01	5.46	2	-	-	-	-	-	-	-	-	-	-	-	-	-	-	-	-	-	-	-	-	-	-	-	-	-	-	-	-	-	-	-	-
151.1897	-23.7752	4049	4049	0 - 0.3	28/01/2009	ES0901381		Stage 1a	-	-	-	-	-	-	-	-	-	-	-	-	-	-	-	-	-	-	-	-	-	-	-	-	-	-	-	-	-	-	-	-	-	-	-	-
151.1898	-23.7761	4051	4051	0 - 0.5	5/02/2009	ES0901988		Stage 1a	-	-	-	-	-	-	-	-	-	-	-	-	-	-	-	-	-	-	-	-	-	-	-	-	-	-	-	-	-	-	-	-	-	-	-	-
151.1898	-23.7761	4051	4051	2-2.5	5/02/2009	ES0901988		Stage 1a	-	-	-	-	-	-	-	-	-	-	-	-	-	-	-	-	-	-	-	-	-	-	-	-	-	-	-	-	-	-	-	-	-	-	-	-
151.1898	-23.7761	4051	4051	4-4.5	5/02/2009	ES0901988		Stage 1a	-	-	-	-	-	-	-	-	-	-	-	-	-	-	-	-	-	-	-	-	-	-	-	-	-	-	-	-	-	-	-	-	-	-	-	-
151.1898	-23.7761	4051 (0.0-4	4051	0 - 0.5	5/02/2009	ES0901814		Stage 1a	-	-	-	-	-	-	-	-	-	-	-	-	-	-	-	-	-	-	-	-	-	-	-	-	-	-	-	-	-	-	-	-	-	-	-	-
151.1898	-23.7761	4051 (0.5-1	4051	0.5-1	5/02/2009	ES0901814		Stage 1a	-	-	-	-	-	-	-	-	-	-	-	-	-	-	-	-	-	-	-	-	-	-	-	-	-	-	-	-	-	-	-	-	-	-	-	-
151.1898	-23.7761	4051 (1.0-1	4051	1-1.5	5/02/2009	ES0901814		Stage 1a	-	-	-	-	-	-	-	-	-	-	-	-	-	-	-	-	-	-	-	-	-	-	-	-	-	-	-	-	-	-	-	-	-	-	-	-
151.1898	-23.7761	4051 (1.5-2	4051	1.5-2	5/02/2009	ES0901814		Stage 1a	-	-	-	-	-	-	-	-	-	-	-	-	-	-	-	-	-	-	-	-	-	-	-	-	-	-	-	-	-	-	-	-	-	-	-	-
151.1898	-23.7761	4051 (2.0-2	4051	2-3	5/02/2009	ES0901814		Stage 1a	-	-	-	-	-	-	-	-	-	-	-	-	-	-	-	-	-	-	-	-	-	-	-	-	-	-	-	-	-	-	-	-	-	-	-	-
151.1898	-23.7761	4051 (3.0-4	4051	3-4	5/02/2009	ES0901814		Stage 1a	-	-	-	-	-	-	-	-	-	-	-	-	-	-	-	-	-	-	-	-	-	-	-	-	-	-	-	-	-	-	-	-	-	-	-	-
151.1898	-23.7761	4051 (4.0-4	4051	4-4.9	5/02/2009	ES0901814		Stage 1a	-	-	-	-	-	-	-	-	-	-	-	-	-	-	-	-	-	-	-	-	-	-	-	-	-	-	-	-	-	-	-	-	-	-	-	-
151.1898	-23.7761	4051_0.1	4051	0.1-0.1	5/02/2009	Field Test		Stage 1a	7.85	0.33	7.52	4	-	-	-	-	-	-	-	-	-	-	-	-	-	-	-	-	-	-	-	-	-	-	-	-	-	-	-	-	-	-	-	-
151.1898	-23.7761	4051_0.25	4051	0.25-0.25	5/02/2009	Field Test		Stage 1a	8.15	1.69	6.46	2	-	-	-	-	-	-	-	-	-	-	-	-	-	-	-	-	-	-	-	-	-	-	-	-	-	-	-	-	-	-	-	-
151.1898	-23.7761	4051_0.5	4051	0.5-0.5	5/02/2009	Field Test		Stage 1a	8.43	2.12	6.31	1	-	-	-	-	-	-	-	-	-	-	-	-	-	-	-	-	-	-	-	-	-	-	-	-	-	-	-	-	-	-	-	-
151.1898	-23.7761	4051_0.75	4051	0.75-0.75	5/02/2009	Field Test		Stage 1a	8.46	2.6	5.86	2	-	-	-	-	-	-	-	-	-	-	-	-	-	-	-	-	-	-	-	-	-	-	-	-	-	-	-	-	-	-	-	-
151.1898	-23.7761	4051_1	4051	1-1	5/02/2009	Field Test		Stage 1a	8.41	2.27	6.14	2	-	-	-	-	-	-	-	-	-	-	-	-	-	-	-	-	-	-	-	-	-	-	-	-	-	-	-	-	-	-	-	-
151.1898	-23.7761	4051_1.25	4051	1.25-1.25	5/02/2009	Field Test		Stage 1a	8.48	2.28	6.2	1	-	-	-	-	-	-	-	-	-	-	-	-	-	-	-	-	-	-	-	-	-	-	-	-	-	-	-	-	-	-	-	-
151.1898	-23.7761	4051_1.5	4051	1.5-1.5	5/02/2009	Field Test		Stage 1a	8.64	2.68	5.96	1	-	-	-	-	-	-	-	-	-	-	-	-	-	-	-	-	-	-	-	-	-	-	-	-	-	-	-	-	-	-	-	-
151.1898	-23.7761	4051_1.75	4051	1.75-1.75	5/02/2009	Field Test		Stage 1a	8.6	2.04	6.56	1	-	-	-	-	-	-	-	-	-	-	-	-	-	-	-	-	-	-	-	-	-	-	-	-	-	-	-	-	-	-	-	-
151.1898	-23.7761	4051_2	4051	2-2	5/02/2009	Field Test		Stage 1a	8.6	2.22	6.38	3	-	-	-	-	-	-	-	-	-	-	-	-	-	-	-	-	-	-	-	-	-	-	-	-	-	-	-	-	-	-	-	-
151.1898	-23.7761	4051_2.25	4051	2.25-2.25	5/02/2009	Field Test		Stage 1a	8.54	5.2	3.34	4	-	-	-	-	-	-	-	-	-	-	-	-	-	-	-	-	-	-	-	-	-	-	-	-	-	-	-	-	-	-	-	-
151.1898	-23.7761	4051_2.5	4051	2.5-2.5	5/02/2009	Field Test		Stage 1a	8.24	3.36	4.88	4	-	-	-	-	-	-	-	-	-	-	-	-	-	-	-	-	-	-	-	-	-	-	-	-	-	-	-	-	-	-	-	-
151.1898	-23.7761	4051_2.75	4051	2.75-2.75	5/02/2009	Field Test		Stage 1a	8.16	2.8	5.36	3	-	-	-	-	-	-	-	-	-	-	-	-	-	-	-	-	-	-	-	-	-	-	-	-	-	-	-	-	-	-	-	-
151.1898	-23.7761	4051_3	4051	3-3	5/02/2009	Field Test		Stage 1a	8.39	2.62	5.77	3	-	-	-	-	-	-	-	-	-	-	-	-	-	-	-	-	-	-	-	-	-	-	-	-	-	-	-	-	-	-	-	-
151.1898	-23.7761	4051_3.25	4051	3.25-3.25	5/02/2009	Field Test		Stage 1a	8.25	3.09	5.16	4	-	-	-	-	-	-	-	-	-	-	-	-	-	-	-	-	-	-	-	-	-	-	-	-	-	-	-	-	-	-	-	-
151.1898	-23.7761	4051_3.5	4051	3.5-3.5	5/02/2009	Field Test		Stage 1a	8.59	5.78	2.81	4	-	-	-	-	-	-	-	-	-	-	-	-	-	-	-	-	-	-	-	-	-	-	-	-	-	-	-	-	-	-	-	-
151.1898	-23.7761	4051_3.75	4051	3.75-3.75	5/02/2009	Field Test		Stage 1a	8.29	5.85	2.44	2	-	-	-	-	-	-	-	-	-	-	-	-	-	-	-	-	-	-	-	-	-	-	-	-	-	-	-	-	-	-	-	-
151.1898	-23.7761	4051_4	4051	4-4	5/02/2009	Field Test		Stage 1a	7.66	5.54	2.12	2	-	-	-	-	-	-	-	-	-	-	-	-	-	-	-	-	-	-	-	-	-	-	-	-	-	-	-	-	-	-	-	-
151.1898	-23.7761	4051_4.25	4051	4.25-4.25	5/02/2009	Field Test		Stage 1a	8.4	6.29	2.11	4	-	-	-	-	-	-	-	-	-	-	-	-	-	-	-	-	-	-	-	-	-	-	-	-	-	-	-	-	-	-	-	-
151.1898	-23.7761	4051_4.5	4051	4.5-4.5	5/02/2009	Field Test		Stage 1a	8.07	5.74	2.33	2	-	-	-	-	-	-	-	-	-	-	-	-	-	-	-	-	-	-	-	-	-	-	-	-	-	-	-	-	-	-	-	-
151.1898	-23.7761	4051_4.75	4051	4.75-4.75	5/02/2009	Field Test		Stage 1a	7.14	4.15	2.99	4	-	-	-	-	-	-	-	-	-	-	-	-	-	-	-	-	-	-	-	-	-	-	-	-	-	-	-	-	-	-	-	-
151.1898	-23.7761	4051_5	4051	5-5	5/02/2009	Field Test		Stage 1a	7.97	0.64	7.33	1	-	-	-	-	-	-	-	-	-	-	-	-	-	-	-	-	-	-	-	-	-	-	-	-	-	-	-	-	-	-	-	-
151.1899	-23.7721	4042	4042	0 - 0.5	7/02/2009	ES0901988		Stage 1a	-	-	-	-	-	-	-	-	-	-	-	-	-	-	-	-	-	-	-	-	-	-	-	-	-	-	-	-	-	-	-	-	-	-	-	-
151.1899	-23.7721	4042 (0.0-4	4042	0 - 0.5	7/02/2009	ES0901820		Stage 1a	-	-	-	-	-	-	-	-	-	-	-	-	-	-	-	-	-	-	-	-	-	-	-	-	-	-	-	-	-	-	-	-	-	-	-	-
151.1899	-23.7721	4042 (0.5-1	4042	0.5-1	7/02/2009	ES0901820		Stage 1a	-	-	-	-	-	-	-	-	-	-	-	-	-	-	-	-	-	-	-	-	-	-	-	-	-	-	-	-	-	-	-	-	-	-	-	-

									ASS Field Test				ASS																														
									pH (F)	pH Change	pH OX	Reaction Rate	Acid Neutralising Capacity	Acid Reacted Calcium	Acid Reacted Magnesium	acidity - Acid Neutralising Capacity (19A2)	acidity - Acid Reacted Calcium	acidity - Acid Reacted Magnesium	acidity - Chromium Reducible Sulfur (a-22B)	acidity - Excess Acid Neutralising Capacity	acidity - Peroxide Oxidisable Sulfur	ANC Fineness Factor	Calcium in Peroxide	Chromium Reducible Sulfur	Excess Acid Neutralising Capacity	KCl Extractable Calcium	KCl Extractable Magnesium	KCl Extractable Sulfur	Liming Rate	Magnesium in Peroxide	Net Acidity (acidity units)	Net Acidity (sulfur units)	Peroxide Oxidisable Sulfur	pH KCl	sulfidic - Acid Reacted Calcium	sulfidic - Acid Reacted Magnesium	sulfidic - Excess Acid Neutralising Capacity	sulfidic - Titratable Actual Acidity	sulfidic - Titratable Peroxide Acidity	sulfidic - Titratable Sulfidic Acidity	sulfidic-Acid Neutral	Sulfur in Peroxide	Titratable Actual Acidity	Titratable Peroxide Acidity	Titratable Sulfidic Acidity
									pH Unit	pH Units	pH Unit	Units	m H+/t	%	%	mol h+/t	mole H+/t	mole H+/t	m H+/t	mole H+/t	mole H+/t	-	%	% S	%	%	%	%	kg CaCO3/t	%	mole H+/t	%S	%	pH Unit	% S	%S	%S	%S	%S	%S	%	mole H+/t	mole H+/t	mole H+/t
EQL									0.1		0.1	1	0.01	0.02	0.02	10	10	10	10	10	10	0.5	0.02	0.02	0.02	0.02	0.02	0.02	1	0.02	10	0.02	0.02	0.1	0.01	0.02	0.02	0.02	0.02	0.02	0.01	0.02	2	2	2
National Assessment Guidelines for Dredging- Maximum																																											
National Assessment Guidelines for Dredging- Screening																																											
QASSIT 1998 (Field Screen)									5-14	1	5-14	2																															
QASSIT 1998 (Minimum)																															18	0.03											
x coord	**y coord**	**Field ID**	**Core #**	**Depth (m)**	**Date Sampled**	**SDG**	**GC Borelog Approved**	**Purpose**																																			
151.1899	-23.7721	4042_0.1	4042	0.1-0.1	7/02/2009	Field Test		Stage 1a	8.57	2.53	6.04	3	-	-	-	-	-	-	-	-	-	-	-	-	-	-	-	-	-	-	-	-	-	-	-	-	-	-	-	-	-	-	-
151.1899	-23.7721	4042_0.25	4042	0.25-0.25	7/02/2009	Field Test		Stage 1a	8.64	1.96	6.68	1	-	-	-	-	-	-	-	-	-	-	-	-	-	-	-	-	-	-	-	-	-	-	-	-	-	-	-	-	-	-	-
151.1899	-23.7721	4042_0.5	4042	0.5-0.5	7/02/2009	Field Test		Stage 1a	8.57	2.47	6.1	3	-	-	-	-	-	-	-	-	-	-	-	-	-	-	-	-	-	-	-	-	-	-	-	-	-	-	-	-	-	-	-
151.1899	-23.7721	4042_0.75	4042	0.75-0.75	7/02/2009	Field Test		Stage 1a	8.89	1.58	7.31	3	-	-	-	-	-	-	-	-	-	-	-	-	-	-	-	-	-	-	-	-	-	-	-	-	-	-	-	-	-	-	-
151.1899	-23.7721	4042_1	4042	1-1	7/02/2009	Field Test		Stage 1a	9.04	1.64	7.4	3	-	-	-	-	-	-	-	-	-	-	-	-	-	-	-	-	-	-	-	-	-	-	-	-	-	-	-	-	-	-	-
151.1899	-23.7721	4042_1.25	4042	1.25-1.25	7/02/2009	Field Test		Stage 1a	8.67	1.34	7.33	3	-	-	-	-	-	-	-	-	-	-	-	-	-	-	-	-	-	-	-	-	-	-	-	-	-	-	-	-	-	-	-
151.1904	-23.7914	5602	5602	0 - 0.1	3/05/2009	EB0907169		Stage 1b	-	-	-	-	0.79	-	-	158	-	-	<10	-	-	1.5	-	<0.02	-	-	-	-	<1	-	<10	<0.02	-	9.5	-	-	-	<0.02	-	-	0.25	-	<2	-	-
151.1904	-23.7914	5602	5602	0 - 0.5	3/05/2009	ES0906525		Stage 1b	-	-	-	-	-	-	-	-	-	-	-	-	-	-	-	-	-	-	-	-	-	-	-	-	-	-	-	-	-	-	-	-	-	-	-
151.1904	-23.7914	5602	5602	0 - 0.5	3/05/2009	ES0906569		Stage 1b	-	-	-	-	-	-	-	-	-	-	-	-	-	-	-	-	-	-	-	-	-	-	-	-	-	-	-	-	-	-	-	-	-	-	-
151.1904	-23.7914	5602	5602	0.3-0.5	3/05/2009	EB0907169		Stage 1b	-	-	-	-	0.17	-	-	34	-	-	<10	-	-	1.5	-	<0.02	-	-	-	-	<1	-	<10	<0.02	-	7.6	-	-	-	<0.02	-	-	0.05	-	<2	-	-
151.1904	-23.7914	5602	5602	0.5-1	3/05/2009	ES0906525		Stage 1b	-	-	-	-	-	-	-	-	-	-	-	-	-	-	-	-	-	-	-	-	-	-	-	-	-	-	-	-	-	-	-	-	-	-	-
151.1904	-23.7914	5602	5602	0.8-1	3/05/2009	EB0907169		Stage 1b	-	-	-	-	0.31	-	-	62	-	-	<10	-	-	1.5	-	<0.02	-	-	-	-	<1	-	<10	<0.02	-	7.4	-	-	-	<0.02	-	-	0.1	-	<2	-	-
151.1904	-23.7914	5602	5602	1.3-1.5	3/05/2009	EB0907169		Stage 1b	-	-	-	-	0.41	-	-	82	-	-	<10	-	-	1.5	-	<0.02	-	-	-	-	<1	-	<10	<0.02	-	7.9	-	-	-	<0.02	-	-	0.13	-	<2	-	-
151.1904	-23.7914	5602	5602	1.5-1.7	3/05/2009	ES0906569		Stage 1b	-	-	-	-	-	-	-	-	-	-	-	-	-	-	-	-	-	-	-	-	-	-	-	-	-	-	-	-	-	-	-	-	-	-	-
151.1904	-23.7914	5602	5602	1.7-1.9	3/05/2009	EB0907169		Stage 1b	-	-	-	-	0.41	-	-	82	-	-	<10	-	-	2.5	-	<0.02	-	-	-	-	<1	-	<10	<0.02	-	6.9	-	-	-	<0.02	-	-	0.13	-	<2	-	-
151.1904	-23.7914	5602	5602	1.7-1.9	3/05/2009	ES0906525		Stage 1b	-	-	-	-	-	-	-	-	-	-	-	-	-	-	-	-	-	-	-	-	-	-	-	-	-	-	-	-	-	-	-	-	-	-	-
151.1904	-23.7914	5602	5602	1-1.5	3/05/2009	ES0906525		Stage 1b	-	-	-	-	-	-	-	-	-	-	-	-	-	-	-	-	-	-	-	-	-	-	-	-	-	-	-	-	-	-	-	-	-	-	-
151.1904	-23.7914	5602_0.1	5602	0.1	3/05/2009	Field Test		Stage 1b	6.99	1.42	5.57	-	-	-	-	-	-	-	-	-	-	-	-	-	-	-	-	-	-	-	-	-	-	-	-	-	-	-	-	-	-	-	-
151.1904	-23.7914	5602_0.25	5602	0.25	3/05/2009	Field Test		Stage 1b	7	1.44	5.56	-	-	-	-	-	-	-	-	-	-	-	-	-	-	-	-	-	-	-	-	-	-	-	-	-	-	-	-	-	-	-	-
151.1904	-23.7914	5602_0.5	5602	0.5	3/05/2009	Field Test		Stage 1b	6.95	1.39	5.56	-	-	-	-	-	-	-	-	-	-	-	-	-	-	-	-	-	-	-	-	-	-	-	-	-	-	-	-	-	-	-	-
151.1904	-23.7914	5602_0.75	5602	0.75	3/05/2009	Field Test		Stage 1b	6.93	1.44	5.49	-	-	-	-	-	-	-	-	-	-	-	-	-	-	-	-	-	-	-	-	-	-	-	-	-	-	-	-	-	-	-	-
151.1904	-23.7914	5602_1	5602	1	3/05/2009	Field Test		Stage 1b	6.84	1.35	5.49	-	-	-	-	-	-	-	-	-	-	-	-	-	-	-	-	-	-	-	-	-	-	-	-	-	-	-	-	-	-	-	-
151.1904	-23.7914	5602_1.25	5602	1.25	3/05/2009	Field Test		Stage 1b	6.69	1.45	5.24	-	-	-	-	-	-	-	-	-	-	-	-	-	-	-	-	-	-	-	-	-	-	-	-	-	-	-	-	-	-	-	-
151.1904	-23.7914	5602_1.5	5602	1.5	3/05/2009	Field Test		Stage 1b	6.54	1.26	5.28	-	-	-	-	-	-	-	-	-	-	-	-	-	-	-	-	-	-	-	-	-	-	-	-	-	-	-	-	-	-	-	-
151.1904	-23.7914	5602_1.75	5602	1.75	3/05/2009	Field Test		Stage 1b	6.75	1.39	5.36	-	-	-	-	-	-	-	-	-	-	-	-	-	-	-	-	-	-	-	-	-	-	-	-	-	-	-	-	-	-	-	-
151.1904	-23.7914	5602_1.9	5602	1.9	3/05/2009	Field Test		Stage 1b	6.67	1.04	5.63	-	-	-	-	-	-	-	-	-	-	-	-	-	-	-	-	-	-	-	-	-	-	-	-	-	-	-	-	-	-	-	-
151.1904	-23.7914	D02_0305	5602		3/05/2009	ES0906525		Stage 1b	-	-	-	-	-	-	-	-	-	-	-	-	-	-	-	-	-	-	-	-	-	-	-	-	-	-	-	-	-	-	-	-	-	-	-	-
151.1904	-23.7914	D03_0305	5602	0.8-1	3/05/2009	EB0907169		Stage 1b	-	-	-	-	0.26	-	-	53	-	-	<10	-	-	6.5	-	<0.02	-	-	-	-	<1	-	<10	<0.02	-	8	-	-	-	<0.02	-	-	0.08	-	<2	-	-
151.1904	-23.7914	D04_0305	5602	1.3-1.5	3/05/2009	EB0907169		Stage 1b	-	-	-	-	0.17	-	-	34	-	-	<10	-	-	7.5	-	<0.02	-	-	-	-	<1	-	<10	<0.02	-	7.7	-	-	-	<0.02	-	-	0.05	-	<2	-	-
151.1906	-23.7787	4024	4024	0 - 0.5	30/01/2009	ES0901445		Stage 1a	-	-	-	-	-	-	-	-	-	-	-	-	-	-	-	-	-	-	-	-	-	-	-	-	-	-	-	-	-	-	-	-	-	-	-
151.1906	-23.7787	4024	4024	0 - 0.5	30/01/2009	ES0901449		Stage 1a	-	-	-	-	-	-	-	-	-	-	-	-	-	-	-	-	-	-	-	-	-	-	-	-	-	-	-	-	-	-	-	-	-	-	-
151.1906	-23.7787	4024	4024	0.5-1	30/01/2009	ES0901445		Stage 1a	-	-	-	-	-	-	-	-	-	-	-	-	-	-	-	-	-	-	-	-	-	-	-	-	-	-	-	-	-	-	-	-	-	-	-
151.1906	-23.7787	4024	4024	0.5-1.2	30/01/2009	ES0901449		Stage 1a	-	-	-	-	-	-	-	-	-	-	-	-	-	-	-	-	-	-	-	-	-	-	-	-	-	-	-	-	-	-	-	-	-	-	-
151.1906	-23.7787	4024	4024	1.2-1.5	30/01/2009	ES0901449		Stage 1a	-	-	-	-	-	-	-	-	-	-	-	-	-	-	-	-	-	-	-	-	-	-	-	-	-	-	-	-	-	-	-	-	-	-	-
151.1906	-23.7787	4024	4024	1.5-2	30/01/2009	ES0901445		Stage 1a	-	-	-	-	-	-	-	-	-	-	-	-	-	-	-	-	-	-	-	-	-	-	-	-	-	-	-	-	-	-	-	-	-	-	-
151.1906	-23.7787	4024	4024	1.5-2.05	30/01/2009	ES0901449		Stage 1a	-	-	-	-	-	-	-	-	-	-	-	-	-	-	-	-	-	-	-	-	-	-	-	-	-	-	-	-	-	-	-	-	-	-	-
151.1907	-23.7792	4025	4025	0 - 0.5	31/01/2009	ES0901445		Stage 1a	-	-	-	-	-	-	-	-	-	-	-	-	-	-	-	-	-	-	-	-	-	-	-	-	-	-	-	-	-	-	-	-	-	-	-
151.1907	-23.7792	4025	4025	0 - 0.5	31/01/2009	ES0901449		Stage 1a	-	-	-	-	-	-	-	-	-	-	-	-	-	-	-	-	-	-	-	-	-	-	-	-	-	-	-	-	-	-	-	-	-	-	-
151.1907	-23.7792	4025	4025	0.5-0.7	31/01/2009	ES0901449		Stage 1a	-	-	-	-	-	-	-	-	-	-	-	-	-	-	-	-	-	-	-	-	-	-	-	-	-	-	-	-	-	-	-	-	-	-	-
151.1907	-23.7792	4025	4025	0.5-1	31/01/2009	ES0901445		Stage 1a	-	-	-	-	-	-	-	-	-	-	-	-	-	-	-	-	-	-	-	-	-	-	-	-	-	-	-	-	-	-	-	-	-	-	-
151.1907	-23.7792	4025	4025	0.7-1	31/01/2009	ES0901449		Stage 1a	-	-	-	-	-	-	-	-	-	-	-	-	-	-	-	-	-	-	-	-	-	-	-	-	-	-	-	-	-	-	-	-	-	-	-
151.1907	-23.7792	4025	4025	1.45-2	31/01/2009	ES0901449		Stage 1a	-	-	-	-	-	-	-	-	-	-	-	-	-	-	-	-	-	-	-	-	-	-	-	-	-	-	-	-	-	-	-	-	-	-	-
151.1907	-23.7792	4025	4025	1.5-2	31/01/2009	ES0901445		Stage 1a	-	-	-	-	-	-	-	-	-	-	-	-	-	-	-	-	-	-	-	-	-	-	-	-	-	-	-	-	-	-	-	-	-	-	-
151.1907	-23.7792	4025	4025	1-1.45	31/01/2009	ES0901449		Stage 1a	-	-	-	-	-	-	-	-	-	-	-	-	-	-	-	-	-	-	-	-	-	-	-	-	-	-	-	-	-	-	-	-	-	-	-
151.1907	-23.7792	4025	4025	2-2.2	31/01/2009	ES0901449		Stage 1a	-	-	-	-	-	-	-	-	-	-	-	-	-	-	-	-	-	-	-	-	-	-	-	-	-	-	-	-	-	-	-	-	-	-	-
151.1907	-23.777	4020 (0.5-	4020	0.5-1	3/02/2009	ES0901714		Stage 1a	-	-	-	-	-	-	-	-	-	-	-	-	-	-	-	-	-	-	-	-	-	-	-	-	-	-	-	-	-	-	-	-	-	-	-
151.1907	-23.777	4020 (0-0.5	4020	0 - 0.5	3/02/2009	ES0901714		Stage 1a	-	-	-	-	-	-	-	-	-	-	-	-	-	-	-	-	-	-	-	-	-	-	-	-	-	-	-	-	-	-	-	-	-	-	-
151.1907	-23.777	4020 (0-0.5	4020	0 - 0.5	3/02/2009	ES0901725		Stage 1a	-	-	-	-	-	-	-	-	-	-	-	-	-	-	-	-	-	-	-	-	-	-	-	-	-	-	-	-	-	-	-	-	-	-	-
151.1907	-23.777	4020 (1.0-	4020	1-1.5	3/02/2009	ES0901714		Stage 1a	-	-	-	-	-	-	-	-	-	-	-	-	-	-	-	-	-	-	-	-	-	-	-	-	-	-	-	-	-	-	-	-	-	-	-
151.1907	-23.777	4020 (1.0-	4020	1-1.5	3/02/2009	ES0901725		Stage 1a	-	-	-	-	-	-	-	-	-	-	-	-	-	-	-	-	-	-	-	-	-	-	-	-	-	-	-	-	-	-	-	-	-	-	-
151.1907	-23.777	4020 (1.5-	4020	1.5-2	3/02/2009	ES0901714		Stage 1a	-	-	-	-	-	-	-	-	-	-	-	-	-	-	-	-	-	-	-	-	-	-	-	-	-	-	-	-	-	-	-	-	-	-	-
151.1907	-23.777	4020 (2.0-	4020	2-2.5	3/02/2009	ES0901714		Stage 1a	-	-	-	-	-	-	-	-	-	-	-	-	-	-	-	-	-	-	-	-	-	-	-	-	-	-	-	-	-	-	-	-	-	-	-
151.1907	-23.777	4020 (2.5-	4020	2.5-3	3/02/2009	ES0901714		Stage 1a	-	-	-	-	-	-	-	-	-	-	-	-	-	-	-	-	-	-	-	-	-	-	-	-	-	-	-	-	-	-	-	-	-	-	-
151.1907	-23.777	4020 (3.0-	4020	3-3.5	3/02/2009	ES0901714		Stage 1a	-	-	-	-	-	-	-	-	-	-	-	-	-	-	-	-	-	-	-	-	-	-	-	-	-	-	-	-	-	-	-	-	-	-	-
151.1907	-23.777	4020 (3.5-	4020	3.5-3.9	3/02/2009	ES0901714		Stage 1a	-	-	-	-	-	-	-	-	-	-	-	-	-	-	-	-	-	-	-	-	-	-	-	-	-	-	-	-	-	-	-	-	-	-	-
151.1907	-23.777	4020 (3.9-	4020	3.9-4.4	3/02/2009	ES0901714		Stage 1a	-	-	-	-	-	-	-	-	-	-	-	-	-	-	-	-	-	-	-	-	-	-	-	-	-	-	-	-	-	-	-	-	-	-	-
151.1907	-23.777	4020 (4.0-	4020	4-4.5	3/02/2009	ES0901725		Stage 1a	-	-	-	-	-	-	-	-	-	-	-	-	-	-	-	-	-	-	-	-	-	-	-	-	-	-	-	-	-	-	-	-	-	-	-
151.1907	-23.777	4020_0.1	4020	0.1-0.1	3/02/2009	Field Test		Stage 1a	8.59	2.11	6.48	3	-	-	-	-	-	-	-	-	-	-	-	-	-	-	-	-	-	-	-	-	-	-	-	-	-	-	-	-	-	-	-
151.1907	-23.777	4020_0.25	4020	0.25-0.25	3/02/2009	Field Test		Stage 1a	8.52	2.52	6	2	-	-	-	-	-	-	-	-	-	-	-	-	-	-	-	-	-	-	-	-	-	-	-	-	-	-	-	-	-	-	-
151.1907	-23.777	4020_0.5	4020	0.5-0.5	3/02/2009	Field Test		Stage 1a	8.34	2.46	5.88	2	-	-	-	-	-	-	-	-	-	-	-	-	-	-	-	-	-	-	-	-	-	-	-	-	-	-	-	-	-	-	-
151.1907	-23.777	4020_0.75	4020	0.75-0.75	3/02/2009	Field Test		Stage 1a	8.59	2.6	5.99	2	-	-	-	-	-	-	-	-	-	-	-	-	-	-	-	-	-	-	-	-	-	-	-	-	-	-	-	-	-	-	-
151.1907	-23.777	4020_1	4020	1-1	3/02/2009	Field Test		Stage 1a	8.2	2.98	5.22	2	-	-	-	-	-	-	-	-	-	-	-	-	-	-	-	-	-	-	-	-	-	-	-	-	-	-	-	-	-	-	-
151.1907	-23.777	4020_1.25	4020	1.25-1.25	3/02/2009	Field Test		Stage 1a	8.87	7.05	1.82	2	-	-	-	-	-	-	-	-	-	-	-	-	-	-	-	-	-	-	-	-	-	-	-	-	-	-	-	-	-	-	-
151.1907	-23.777	4020_1.5	4020	1.5-1.5	3/02/2009	Field Test		Stage 1a	8.25	5.04	3.21	4	-	-	-	-	-	-	-	-	-	-	-	-	-	-	-	-	-	-	-	-	-	-	-	-	-	-	-	-	-	-	-
151.1907	-23.777	4020_1.75	4020	1.75-1.75	3/02/2009	Field Test		Stage 1a	8.3	2.4	5.9	4	-	-	-	-	-	-	-	-	-	-	-	-	-	-	-	-	-	-	-	-	-	-	-	-	-	-	-	-	-	-	-
151.1907	-23.777	4020_2	4020	2-2	3/02/2009	Field Test		Stage 1a	8.28	5.93	2.35	3	-	-	-	-	-	-	-	-	-	-	-	-	-	-	-	-	-	-	-	-	-	-	-	-	-	-	-	-	-	-	-
151.1907	-23.777	4020_2.25	4020	2.25-2.25	3/02/2009	Field Test		Stage 1a	7.8	3.66	4.14	4	-	-	-	-	-	-	-	-	-	-	-	-	-	-	-	-	-	-	-	-	-	-	-	-	-	-	-	-	-	-	-
151.1907	-23.777	4020_2.5	4020	2.5-2.5	3/02/2009	Field Test		Stage 1a	7.81	4.7	3.11	4	-	-	-	-	-	-	-	-	-	-	-	-	-	-	-	-	-	-	-	-	-	-	-	-	-	-	-	-	-	-	-
151.1907	-23.777	4020_2.75	4020	2.75-2.75	3/02/2009	Field Test		Stage 1a	7.95	4.65	3.3	2	-	-	-	-	-	-	-	-	-	-	-	-	-	-	-	-	-	-	-	-	-	-	-	-	-	-	-	-	-	-	-
151.1907	-23.777	4020_3	4020	3-3	3/02/2009	Field Test		Stage 1a	7.94	5.47	2.47	3	-	-	-	-	-	-	-	-	-	-	-	-	-	-	-	-	-	-	-	-	-	-	-	-	-	-	-	-	-	-	-
151.1907	-23.777	4020_3.25	4020	3.25-3.25	3/02/2009	Field Test		Stage 1a	7.67	4.99	2.68	3	-	-	-	-	-	-	-	-	-	-	-	-	-	-	-	-	-	-	-	-	-	-	-	-	-	-	-	-	-	-	-
151.1907	-23.777	4020_3.5	4020	3.5-3.5	3/02/2009	Field Test		Stage 1a	8.12	6.18	1.94	4	-	-	-	-	-	-	-	-	-	-	-	-	-	-	-	-	-	-	-	-	-	-	-	-	-	-	-	-	-	-	-
151.1907	-23.777	4020_3.75	4020	3.75-3.75	3/02/2009	Field Test		Stage 1a	8.77	6.45	2.32	4	-	-	-	-	-	-	-	-	-	-	-	-	-	-	-	-	-	-	-	-	-	-	-	-	-	-	-	-	-	-	-
151.1907	-23.777	4020_4	4020	4-4	3/02/2009	Field Test		Stage 1a	7.39	5.14	2.25	3	-	-	-	-	-	-	-	-	-	-	-	-	-	-	-	-	-	-	-	-	-	-	-	-	-	-	-	-	-	-	-
151.1907	-23.777	4020_4.25	4020	4.25-4.25	3/02/2009	Field Test		Stage 1a	6.89	0.59	6.3	1	-	-	-	-	-	-	-	-	-	-	-	-	-	-	-	-	-	-	-	-	-	-	-	-	-	-	-	-	-	-	-
151.1907	-23.7755	4017	4017	0 - 0.5	29/01/2009	ES0901381		Stage 1a	-	-	-	-	-	-	-	-	-	-	-	-	-	-	-	-	-	-	-	-	-	-	-	-	-	-	-	-	-	-	-	-	-	-	-
151.1907	-23.7755	4017	4017	0 - 0.5	29/01/2009	ES0901445		Stage 1a	-	-	-	-	-	-	-	-	-	-	-	-	-	-	-	-	-	-	-	-	-	-	-	-	-	-	-	-	-	-	-	-	-	-	-
151.1907	-23.7755	4017	4017	0 - 0.5	5/02/2009	ES0901988		Stage 1a	-	-	-	-	-	-	-	-	-	-	-	-	-	-	-	-	-	-	-	-	-	-	-	-	-	-	-	-	-	-	-	-	-	-	-
151.1907	-23.7755	4017	4017	0.5-1	29/01/2009	ES0901445		Stage 1a	-	-	-	-	-	-	-	-	-	-	-	-	-	-	-	-	-	-	-	-	-	-	-	-	-	-	-	-	-	-	-	-	-	-	-
151.1907	-23.7755	4017	4017	0.5-1.1	29/01/2009	ES0901381		Stage 1a	-	-	-	-	-	-	-	-	-	-	-	-	-	-	-	-	-	-	-	-	-	-	-	-	-	-	-	-	-	-	-	-	-	-	-
151.1907	-23.7755	4017	4017	1.1-1.4	29/01/2009	ES0901381		Stage 1a	-	-	-	-	-	-	-	-	-	-	-	-	-	-	-	-	-	-	-	-	-	-	-	-	-	-	-	-	-	-	-	-	-	-	-
151.1907	-23.7755	4017	4017	1.4-1.8	29/01/2009	ES0901381		Stage 1a	-	-	-	-	-	-	-	-	-	-	-	-	-	-	-	-	-	-	-	-	-	-	-	-	-	-	-	-	-	-	-	-	-	-	-
151.1907	-23.7755	4017	4017	1-1.4	29/01/2009	ES0901445		Stage 1a	-	-	-	-	-	-	-	-	-	-	-	-	-	-	-	-	-	-	-	-	-	-	-	-	-	-	-	-	-	-	-	-	-	-	-
151.1907	-23.7755	4017	4017	3.3-3.5	5/02/2009	ES0901988		Stage 1a	-	-	-	-	-	-	-	-	-	-	-	-	-	-	-	-	-	-	-	-	-	-	-	-	-	-	-	-	-	-	-	-	-	-	-
151.1907	-23.7755	4017/10.0-	4017	10-10.1	3/02/2009	EB0902109		Stage 1a	6.8	-	4.7	1	-	-	-	-	-	-	-	-	-	-	-	-	-	-	-	-	-	-	-	-	-	-	-	-	-	-	-	-	-	-	-
151.1907	-23.7755	4017/11.0-	4017	11-11.5	3/02/2009	EB0902109		Stage 1a	6.8	-	4.6	1	-	-	-	-	-	-	-	-	-	-	-	-	-	-	-	-	-	-	-	-	-	-	-	-	-	-	-	-	-	-	-
151.1907	-23.7755	4017/11.5-	4017	11.5-11.6	3/02/2009	EB0902109		Stage 1a	6.8	-	4.9	1	-	-	-	-	-	-	-	-	-	-	-	-	-	-	-	-	-	-	-	-	-	-	-	-	-	-	-	-	-	-	-
151.1907	-23.7755	4017/2.0-2	4017	2-2.2	3/02/2009	EB0902109		Stage 1a	8.4	-	6.1	3	-	-	-	-	-	-	-	-	-	-	-	-	-	-	-	-	-	-	-	-	-	-	-	-	-	-	-	-	-	-	-
151.1907	-23.7755	4017/3.5-3	4017	3.5-3.7	3/02/2009	EB0902109		Stage 1a	7.7	-	5.6	2	-	-	-	-	-	-	-	-	-	-	-	-	-	-	-	-	-	-	-	-	-	-	-	-	-	-	-	-	-	-	-
151.1907	-23.7755	4017/4.5-4	4017	4.5-4.7	3/02/2009	EB0902109		Stage 1a	7.4	-	5.9	2	-	-	-	-	-	-	-	-	-	-	-	-	-	-	-	-	-	-	-	-	-	-	-	-	-	-	-	-	-	-	-
151.1907	-23.7755	4017/5.0-5	4017	5-5.1	3/02/2009	EB0902109		Stage 1a	6.4	-	5.1	2	-	-	-	-	-	-	-	-	-	-	-	-	-	-	-	-	-	-	-	-	-	-	-	-	-	-	-	-	-	-	-
151.1907	-23.7755	4017/6.5-6	4017	6.5-6.6	3/02/2009	EB0902109		Stage 1a	6.3	-	5.1	2	-	-	-	-	-	-	-	-	-	-	-	-	-	-	-	-	-	-	-	-	-	-	-	-	-	-	-	-	-	-	-
151.1907	-23.7755	4017/6.9-7	4017	6.9-7.1	4/02/2009	EB0902109		Stage 1a	6.7	-	4.8	2	-	-	-	-	-	-	-	-	-	-	-	-	-	-	-	-	-	-	-	-	-	-	-	-	-	-	-	-	-	-	-
151.1907	-23.7755	4017/7.5-7	4017	7.5-7.6	3/02/2009	EB0902109		Stage 1a	6.6	-	4.7	1	-	-	-	-	-	-	-	-	-	-	-	-	-	-	-	-	-	-	-	-	-	-	-	-	-	-	-	-	-	-	-
151.1907	-23.7755	4017/8.0-8	4017	8-8.2	3/02/2009	EB0902109		Stage 1a	6.5	-	5	2	-	-	-	-	-	-	-	-	-	-	-	-	-	-	-	-	-	-	-	-	-	-	-	-	-	-	-	-	-	-	-
151.1907	-23.7755	4017/9.0-9	4017	9-9.1	3/02/2009	EB0902109		Stage 1a	6.8	-	5	2	-	-	-	-	-	-	-	-	-	-	-	-	-	-	-	-	-	-	-	-	-	-	-	-	-	-	-	-	-	-	-
151.1907	-23.7755	4017-10.5-	4017	10.5-10.6	3/02/2009	EB0902109		Stage 1a	6.8	-	4.7	1	-	-	-	-	-	-	-	-	-	-	-	-	-	-	-	-	-	-	-	-	-	-	-	-	-	-	-	-	-	-	-
151.1907	-23.7755	4017-9.5-9	4017	9.5-9.6	3/02/2009	EB0902109		Stage 1a	6.6	-	4.9	1	-	-	-	-	-	-	-	-	-	-	-	-	-	-	-	-	-	-	-	-	-	-	-	-	-	-	-	-	-	-	-

									ASS Field Test				ASS																															
									pH (F)	pH Change	pH OX	Reaction Rate	Acid Neutralising Capacity	Acid Reacted Calcium	Acid Reacted Magnesium	acidity - Acid Neutralising Capacity (19A2)	acidity - Acid Reacted Calcium	acidity - Acid Reacted Magnesium	acidity - Chromium Reducible Sulfur (a-22B)	acidity - Excess Acid Neutralising Capacity	acidity - Peroxide Oxidisable Sulfur	ANC Fineness Factor	Calcium in Peroxide	Chromium Reducible Sulfur	Excess Acid Neutralising Capacity	KCl Extractable Calcium	KCl Extractable Magnesium	KCl Extractable Sulfur	Liming Rate	Magnesium in Peroxide	Net Acidity (acidity units)	Net Acidity (sulfur units)	Peroxide Oxidisable Sulfur	pH KCl	sulfidic - Acid Reacted Calcium	sulfidic - Acid Reacted Magnesium	sulfidic - Excess Acid Neutralising Capacity	sulfidic - Titratable Actual Acidity	sulfidic - Titratable Peroxide Acidity	sulfidic - Titratable Sulfidic Acidity	sulfidic-Acid Neutral	Sulfur in Peroxide	Titratable Actual Acidity	Titratable Peroxide Acidity	Titratable Sulfidic Acidity
									pH Unit	pH Units	pH Unit	Units	m H+/t	%	%	mol h+/t	mole H+/t	mole H+/t	m H+/t	mole H+/t	mole H+/t	-	%	% S	%	%	%	%	%	kg CaCO3/t	%	mole H+/t	%S	%	pH Unit	% S	%S	%S	%S	%S	%S	%	mole H+/t	mole H+/t	mole H+/t
EQL									0.1		0.1	1	0.01	0.02	0.02	10	10	10	10	10	10	0.5	0.02	0.02	0.02	0.02	0.02	0.02	1	0.02	10	0.02	0.02	0.1	0.01	0.02	0.02	0.02	0.02	0.02	0.01	0.02	2	2	2
National Assessment Guidelines for Dredging- Maximum																																												
National Assessment Guidelines for Dredging- Screening																																												
QASSIT 1998 (Field Screen)									5-14	1	5-14	2																																
QASSIT 1998 (Minimum)																															18	0.03												
x coord	**y coord**	**Field ID**	**Core #**	**Depth (m)**	**Date Sampled**	**SDG**	**GC Borelog Approved**	**Purpose**																																				
151.1916	-23.7761	3987	3987	0 - 0.5	29/01/2009	ES0901381		Stage 1a	-	-	-	-	-	-	-	-	-	-	-	-	-	-	-	-	-	-	-	-	-	-	-	-	-	-	-	-	-	-	-	-	-	-	-	-
151.1916	-23.7761	3987	3987	0.5-1	29/01/2009	ES0901445		Stage 1a	-	-	-	-	-	-	-	-	-	-	-	-	-	-	-	-	-	-	-	-	-	-	-	-	-	-	-	-	-	-	-	-	-	-	-	-
151.1916	-23.7761	3987	3987	1.5-2	29/01/2009	ES0901381		Stage 1a	-	-	-	-	-	-	-	-	-	-	-	-	-	-	-	-	-	-	-	-	-	-	-	-	-	-	-	-	-	-	-	-	-	-	-	-
151.1916	-23.7761	3987	3987	1-1.5	29/01/2009	ES0901381		Stage 1a	-	-	-	-	-	-	-	-	-	-	-	-	-	-	-	-	-	-	-	-	-	-	-	-	-	-	-	-	-	-	-	-	-	-	-	-
151.1916	-23.7761	3987	3987	2.5-3	29/01/2009	ES0901445		Stage 1a	-	-	-	-	-	-	-	-	-	-	-	-	-	-	-	-	-	-	-	-	-	-	-	-	-	-	-	-	-	-	-	-	-	-	-	-
151.1916	-23.7761	3987	3987	2.5-3.1	29/01/2009	ES0901381		Stage 1a	-	-	-	-	-	-	-	-	-	-	-	-	-	-	-	-	-	-	-	-	-	-	-	-	-	-	-	-	-	-	-	-	-	-	-	-
151.1916	-23.7761	3987	3987	2-2.5	29/01/2009	ES0901381		Stage 1a	-	-	-	-	-	-	-	-	-	-	-	-	-	-	-	-	-	-	-	-	-	-	-	-	-	-	-	-	-	-	-	-	-	-	-	-
151.1917	-23.778	3991	3991	0 - 0.5	31/01/2009	ES0901445		Stage 1a	-	-	-	-	-	-	-	-	-	-	-	-	-	-	-	-	-	-	-	-	-	-	-	-	-	-	-	-	-	-	-	-	-	-	-	-
151.1917	-23.778	3991	3991	0 - 0.5	31/01/2009	ES0901449		Stage 1a	-	-	-	-	-	-	-	-	-	-	-	-	-	-	-	-	-	-	-	-	-	-	-	-	-	-	-	-	-	-	-	-	-	-	-	-
151.1917	-23.778	3991	3991	0.5-1	31/01/2009	ES0901445		Stage 1a	-	-	-	-	-	-	-	-	-	-	-	-	-	-	-	-	-	-	-	-	-	-	-	-	-	-	-	-	-	-	-	-	-	-	-	-
151.1917	-23.778	3991	3991	0.5-1	31/01/2009	ES0901449		Stage 1a	-	-	-	-	-	-	-	-	-	-	-	-	-	-	-	-	-	-	-	-	-	-	-	-	-	-	-	-	-	-	-	-	-	-	-	-
151.1917	-23.778	3991	3991	1-1.3	31/01/2009	ES0901449		Stage 1a	-	-	-	-	-	-	-	-	-	-	-	-	-	-	-	-	-	-	-	-	-	-	-	-	-	-	-	-	-	-	-	-	-	-	-	-
151.1917	-23.778	3991_0.1	3991	0.1-0.1	31/01/2009	Field Test		Stage 1a	8.09	1.83	6.26	3	-	-	-	-	-	-	-	-	-	-	-	-	-	-	-	-	-	-	-	-	-	-	-	-	-	-	-	-	-	-	-	-
151.1917	-23.778	3991_0.25	3991	0.25-0.25	31/01/2009	Field Test		Stage 1a	8.09	1.6	6.49	2	-	-	-	-	-	-	-	-	-	-	-	-	-	-	-	-	-	-	-	-	-	-	-	-	-	-	-	-	-	-	-	-
151.1917	-23.778	3991_0.5	3991	0.5-0.5	31/01/2009	Field Test		Stage 1a	7.86	-0.23	8.09	4	-	-	-	-	-	-	-	-	-	-	-	-	-	-	-	-	-	-	-	-	-	-	-	-	-	-	-	-	-	-	-	-
151.1917	-23.778	3991_0.75	3991	0.75-0.75	31/01/2009	Field Test		Stage 1a	7.65	1.87	5.78	2	-	-	-	-	-	-	-	-	-	-	-	-	-	-	-	-	-	-	-	-	-	-	-	-	-	-	-	-	-	-	-	-
151.1917	-23.778	3991_1	3991	1-1	31/01/2009	Field Test		Stage 1a	7.43	1.07	6.36	1	-	-	-	-	-	-	-	-	-	-	-	-	-	-	-	-	-	-	-	-	-	-	-	-	-	-	-	-	-	-	-	-
151.1917	-23.778	3991_1.0-	3991	1-1.2	15/02/2009	EB0902529		Stage 1a	9.2	-	5.8	2	-	-	-	-	-	-	-	-	-	-	-	-	-	-	-	-	-	-	-	-	-	-	-	-	-	-	-	-	-	-	-	-
151.1917	-23.778	3991_1.25	3991	1.25-1.25	31/01/2009	Field Test		Stage 1a	7.52	1.24	6.28	1	-	-	-	-	-	-	-	-	-	-	-	-	-	-	-	-	-	-	-	-	-	-	-	-	-	-	-	-	-	-	-	-
151.1917	-23.778	3991_1.4-	3991	1.4-1.6	15/02/2009	EB0902529		Stage 1a	8.2	-	5.3	2	-	-	-	-	-	-	-	-	-	-	-	-	-	-	-	-	-	-	-	-	-	-	-	-	-	-	-	-	-	-	-	-
151.1917	-23.778	3991_2.0-	3991	2-2.2	15/02/2009	EB0902529		Stage 1a	7	-	5.2	1	-	-	-	-	-	-	-	-	-	-	-	-	-	-	-	-	-	-	-	-	-	-	-	-	-	-	-	-	-	-	-	-
151.1917	-23.778	3991_2.5-	3991	2.5-2.7	15/02/2009	EB0902529		Stage 1a	7.2	-	5	1	-	-	-	-	-	-	-	-	-	-	-	-	-	-	-	-	-	-	-	-	-	-	-	-	-	-	-	-	-	-	-	-
151.1917	-23.778	3991_2.9-	3991	2.9-3.1	15/02/2009	EB0902529		Stage 1a	6.9	-	5.2	2	-	-	-	-	-	-	-	-	-	-	-	-	-	-	-	-	-	-	-	-	-	-	-	-	-	-	-	-	-	-	-	-
151.1917	-23.778	3991_3.4-	3991	3.4-3.5	15/02/2009	EB0902529		Stage 1a	6.9	-	5.1	1	-	-	-	-	-	-	-	-	-	-	-	-	-	-	-	-	-	-	-	-	-	-	-	-	-	-	-	-	-	-	-	-
151.1917	-23.778	3991_3.9-	3991	3.9-4.1	15/02/2009	EB0902529		Stage 1a	8	-	5	1	-	-	-	-	-	-	-	-	-	-	-	-	-	-	-	-	-	-	-	-	-	-	-	-	-	-	-	-	-	-	-	-
151.1917	-23.778	3991_4.5-	3991	4.5-4.7	15/02/2009	EB0902529		Stage 1a	6.9	-	5	1	-	-	-	-	-	-	-	-	-	-	-	-	-	-	-	-	-	-	-	-	-	-	-	-	-	-	-	-	-	-	-	-
151.1917	-23.778	3991_5.0-	3991	5-5.3	15/02/2009	EB0902529		Stage 1a	6.7	-	5.3	1	-	-	-	-	-	-	-	-	-	-	-	-	-	-	-	-	-	-	-	-	-	-	-	-	-	-	-	-	-	-	-	-
151.1921	-23.7807	3981 (0.5-	3981	0.5-1	2/02/2009	ES0901644		Stage 1a	-	-	-	-	-	-	-	-	-	-	-	-	-	-	-	-	-	-	-	-	-	-	-	-	-	-	-	-	-	-	-	-	-	-	-	-
151.1921	-23.7807	3981 (0-0.5	3981	0 - 0.5	2/02/2009	ES0901644		Stage 1a	-	-	-	-	-	-	-	-	-	-	-	-	-	-	-	-	-	-	-	-	-	-	-	-	-	-	-	-	-	-	-	-	-	-	-	-
151.1921	-23.7807	3981 (0-0.5	3981	0 - 0.5	2/02/2009	ES0901725		Stage 1a	-	-	-	-	-	-	-	-	-	-	-	-	-	-	-	-	-	-	-	-	-	-	-	-	-	-	-	-	-	-	-	-	-	-	-	-
151.1921	-23.7807	3981 (1.0-	3981	1-1.5	2/02/2009	ES0901644		Stage 1a	-	-	-	-	-	-	-	-	-	-	-	-	-	-	-	-	-	-	-	-	-	-	-	-	-	-	-	-	-	-	-	-	-	-	-	-
151.1921	-23.7807	3981 (1.0-	3981	1-1.5	2/02/2009	ES0901725		Stage 1a	-	-	-	-	-	-	-	-	-	-	-	-	-	-	-	-	-	-	-	-	-	-	-	-	-	-	-	-	-	-	-	-	-	-	-	-
151.1921	-23.7807	3981 (1.5-	3981	1.5-1.7	2/02/2009	ES0901644		Stage 1a	-	-	-	-	-	-	-	-	-	-	-	-	-	-	-	-	-	-	-	-	-	-	-	-	-	-	-	-	-	-	-	-	-	-	-	-
151.1921	-23.7807	3981 (1.7-	3981	1.7-2	2/02/2009	ES0901644		Stage 1a	-	-	-	-	-	-	-	-	-	-	-	-	-	-	-	-	-	-	-	-	-	-	-	-	-	-	-	-	-	-	-	-	-	-	-	-
151.1921	-23.7807	3981 (2.0-	3981	2-2.5	2/02/2009	ES0901644		Stage 1a	-	-	-	-	-	-	-	-	-	-	-	-	-	-	-	-	-	-	-	-	-	-	-	-	-	-	-	-	-	-	-	-	-	-	-	-
151.1921	-23.7807	3981 (2.0-	3981	2-2.5	2/02/2009	ES0901725		Stage 1a	-	-	-	-	-	-	-	-	-	-	-	-	-	-	-	-	-	-	-	-	-	-	-	-	-	-	-	-	-	-	-	-	-	-	-	-
151.1921	-23.7807	3981 (2.5-	3981	2.5-2.95	2/02/2009	ES0901644		Stage 1a	-	-	-	-	-	-	-	-	-	-	-	-	-	-	-	-	-	-	-	-	-	-	-	-	-	-	-	-	-	-	-	-	-	-	-	-
151.1921	-23.7807	3981 (2.5-	3981	2.5-3	2/02/2009	ES0901725		Stage 1a	-	-	-	-	-	-	-	-	-	-	-	-	-	-	-	-	-	-	-	-	-	-	-	-	-	-	-	-	-	-	-	-	-	-	-	-
151.1921	-23.7807	3981_0.1	3981	0.1-0.1	2/02/2009	Field Test		Stage 1a	7.89	1.61	6.28	1	-	-	-	-	-	-	-	-	-	-	-	-	-	-	-	-	-	-	-	-	-	-	-	-	-	-	-	-	-	-	-	-
151.1921	-23.7807	3981_0.25	3981	0.25-0.25	2/02/2009	Field Test		Stage 1a	8.34	2.09	6.25	1	-	-	-	-	-	-	-	-	-	-	-	-	-	-	-	-	-	-	-	-	-	-	-	-	-	-	-	-	-	-	-	-
151.1921	-23.7807	3981_0.5	3981	0.5-0.5	2/02/2009	Field Test		Stage 1a	8.26	2.14	6.12	2	-	-	-	-	-	-	-	-	-	-	-	-	-	-	-	-	-	-	-	-	-	-	-	-	-	-	-	-	-	-	-	-
151.1921	-23.7807	3981_0.75	3981	0.75-0.75	2/02/2009	Field Test		Stage 1a	7.99	1.98	6.01	2	-	-	-	-	-	-	-	-	-	-	-	-	-	-	-	-	-	-	-	-	-	-	-	-	-	-	-	-	-	-	-	-
151.1921	-23.7807	3981_1	3981	1-1	2/02/2009	Field Test		Stage 1a	7.81	1.62	6.19	1	-	-	-	-	-	-	-	-	-	-	-	-	-	-	-	-	-	-	-	-	-	-	-	-	-	-	-	-	-	-	-	-
151.1921	-23.7807	3981_1.25	3981	1.25-1.25	2/02/2009	Field Test		Stage 1a	7.74	1.24	6.5	1	-	-	-	-	-	-	-	-	-	-	-	-	-	-	-	-	-	-	-	-	-	-	-	-	-	-	-	-	-	-	-	-
151.1921	-23.7807	3981_1.5	3981	1.5-1.5	2/02/2009	Field Test		Stage 1a	8.05	3.7	4.35	4	-	-	-	-	-	-	-	-	-	-	-	-	-	-	-	-	-	-	-	-	-	-	-	-	-	-	-	-	-	-	-	-
151.1921	-23.7807	3981_1.75	3981	1.75-1.75	2/02/2009	Field Test		Stage 1a	7.68	-0.06	7.74	4	-	-	-	-	-	-	-	-	-	-	-	-	-	-	-	-	-	-	-	-	-	-	-	-	-	-	-	-	-	-	-	-
151.1921	-23.7807	3981_2	3981	2-2	2/02/2009	Field Test		Stage 1a	7.52	-0.25	7.77	4	-	-	-	-	-	-	-	-	-	-	-	-	-	-	-	-	-	-	-	-	-	-	-	-	-	-	-	-	-	-	-	-
151.1921	-23.7807	3981_2.25	3981	2.25-2.25	2/02/2009	Field Test		Stage 1a	7.35	1.14	6.21	4	-	-	-	-	-	-	-	-	-	-	-	-	-	-	-	-	-	-	-	-	-	-	-	-	-	-	-	-	-	-	-	-
151.1921	-23.7807	3981_2.5	3981	2.5-2.5	2/02/2009	Field Test		Stage 1a	7.49	-0.25	7.74	4	-	-	-	-	-	-	-	-	-	-	-	-	-	-	-	-	-	-	-	-	-	-	-	-	-	-	-	-	-	-	-	-
151.1921	-23.7807	3981_2.75	3981	2.75-2.75	2/02/2009	Field Test		Stage 1a	7.49	-0.33	7.82	1	-	-	-	-	-	-	-	-	-	-	-	-	-	-	-	-	-	-	-	-	-	-	-	-	-	-	-	-	-	-	-	-
151.1922	-23.7788	3977	3977	0 - 0.5	5/02/2009	ES0901988		Stage 1a	-	-	-	-	-	-	-	-	-	-	-	-	-	-	-	-	-	-	-	-	-	-	-	-	-	-	-	-	-	-	-	-	-	-	-	-
151.1922	-23.7788	3977 (0.0-0	3977	0 - 0.5	5/02/2009	ES0901814		Stage 1a	-	-	-	-	-	-	-	-	-	-	-	-	-	-	-	-	-	-	-	-	-	-	-	-	-	-	-	-	-	-	-	-	-	-	-	-
151.1922	-23.7788	3977 (0.5-	3977	0.5-1	5/02/2009	ES0901814		Stage 1a	-	-	-	-	-	-	-	-	-	-	-	-	-	-	-	-	-	-	-	-	-	-	-	-	-	-	-	-	-	-	-	-	-	-	-	-
151.1922	-23.7788	3977 (1.0-	3977	1-1.5	5/02/2009	ES0901814		Stage 1a	-	-	-	-	-	-	-	-	-	-	-	-	-	-	-	-	-	-	-	-	-	-	-	-	-	-	-	-	-	-	-	-	-	-	-	-
151.1922	-23.7788	3977_0.1	3977	0.1-0.1	5/02/2009	Field Test		Stage 1a	8.28	1.02	7.26	4	-	-	-	-	-	-	-	-	-	-	-	-	-	-	-	-	-	-	-	-	-	-	-	-	-	-	-	-	-	-	-	-
151.1922	-23.7788	3977_0.25	3977	0.25-0.25	5/02/2009	Field Test		Stage 1a	9.14	2.21	6.93	3	-	-	-	-	-	-	-	-	-	-	-	-	-	-	-	-	-	-	-	-	-	-	-	-	-	-	-	-	-	-	-	-
151.1922	-23.7788	3977_0.5	3977	0.5-0.5	5/02/2009	Field Test		Stage 1a	7.7	1.79	5.91	1	-	-	-	-	-	-	-	-	-	-	-	-	-	-	-	-	-	-	-	-	-	-	-	-	-	-	-	-	-	-	-	-
151.1922	-23.7788	3977_0.75	3977	0.75-0.75	5/02/2009	Field Test		Stage 1a	7.73	-0.14	7.87	4	-	-	-	-	-	-	-	-	-	-	-	-	-	-	-	-	-	-	-	-	-	-	-	-	-	-	-	-	-	-	-	-
151.1922	-23.7788	3977_1	3977	1-1	5/02/2009	Field Test		Stage 1a	7.57	1.52	6.05	1	-	-	-	-	-	-	-	-	-	-	-	-	-	-	-	-	-	-	-	-	-	-	-	-	-	-	-	-	-	-	-	-
151.1922	-23.7788	3977_1.25	3977	1.25-1.25	5/02/2009	Field Test		Stage 1a	7.77	2.12	5.65	1	-	-	-	-	-	-	-	-	-	-	-	-	-	-	-	-	-	-	-	-	-	-	-	-	-	-	-	-	-	-	-	-
151.1922	-23.7788	3977_1.5	3977	1.5-1.5	5/02/2009	Field Test		Stage 1a	7.86	1.98	5.88	1	-	-	-	-	-	-	-	-	-	-	-	-	-	-	-	-	-	-	-	-	-	-	-	-	-	-	-	-	-	-	-	-
151.1927	-23.7766	3956	3956	0 - 0.5	31/01/2009	ES0901445		Stage 1a	-	-	-	-	-	-	-	-	-	-	-	-	-	-	-	-	-	-	-	-	-	-	-	-	-	-	-	-	-	-	-	-	-	-	-	-
151.1927	-23.7766	3956	3956	0.5-1	31/01/2009	ES0901445		Stage 1a	-	-	-	-	-	-	-	-	-	-	-	-	-	-	-	-	-	-	-	-	-	-	-	-	-	-	-	-	-	-	-	-	-	-	-	-
151.1927	-23.7766	3956	3956	0.55-1	31/01/2009	ES0901449		Stage 1a	-	-	-	-	-	-	-	-	-	-	-	-	-	-	-	-	-	-	-	-	-	-	-	-	-	-	-	-	-	-	-	-	-	-	-	-
151.1927	-23.7766	3956	3956	1-1.4	31/01/2009	ES0901449		Stage 1a	-	-	-	-	-	-	-	-	-	-	-	-	-	-	-	-	-	-	-	-	-	-	-	-	-	-	-	-	-	-	-	-	-	-	-	-
151.1929	-23.7915	5573	5573	0 - 0.1	23/03/2009	EB0904884		Stage 1b	-	-	-	-	1.08	-	-	216	-	-	<10	-	-	1.5	-	<0.02	-	-	-	-	<1	-	<10	<0.02	-	9.3	-	-	-	<0.02	-	-	0.35	-	<2	-	-
151.1929	-23.7915	5573	5573	0 - 0.5	23/03/2009	ES0904349		Stage 1b	-	-	-	-	-	-	-	-	-	-	-	-	-	-	-	-	-	-	-	-	-	-	-	-	-	-	-	-	-	-	-	-	-	-	-	-
151.1929	-23.7915	5573	5573	0 - 0.5	23/03/2009	ES0904973		Stage 1b	-	-	-	-	-	-	-	-	-	-	-	-	-	-	-	-	-	-	-	-	-	-	-	-	-	-	-	-	-	-	-	-	-	-	-	-
151.1929	-23.7915	5573	5573	0.3-0.5	23/03/2009	EB0904884		Stage 1b	-	-	-	-	0.05	-	-	<10	-	-	<10	-	-	1.5	-	<0.02	-	-	-	-	<1	-	<10	<0.02	-	9.2	-	-	-	<0.02	-	-	0.02	-	<2	-	-
151.1929	-23.7915	5573	5573	0.5-0.9	23/03/2009	ES0904349		Stage 1b	-	-	-	-	-	-	-	-	-	-	-	-	-	-	-	-	-	-	-	-	-	-	-	-	-	-	-	-	-	-	-	-	-	-	-	-
151.1929	-23.7915	5573	5573	0.7-0.9	23/03/2009	EB0904884		Stage 1b	-	-	-	-	0.22	-	-	43	-	-	<10	-	-	1.5	-	<0.02	-	-	-	-	<1	-	<10	<0.02	-	9.3	-	-	-	<0.02	-	-	0.07	-	<2	-	-
151.1929	-23.7915	5573	5573	0.9-1.5	23/03/2009	ES0904349		Stage 1b	-	-	-	-	-	-	-	-	-	-	-	-	-	-	-	-	-	-	-	-	-	-	-	-	-	-	-	-	-	-	-	-	-	-	-	-
151.1929	-23.7915	5573	5573	1.3-1.5	23/03/2009	EB0904884		Stage 1b	-	-	-	-	1.49	-	-	298	-	-	19	-	-	1.5	-	0.03	-	-	-	-	<1	-	<10	<0.02	-	8.9	-	-	-	<0.02	-	-	0.48	-	<2	-	-
151.1929	-23.7915	5573	5573	1-1.5	23/03/2009	ES0904973		Stage 1b	-	-	-	-	-	-	-	-	-	-	-	-	-	-	-	-	-	-	-	-	-	-	-	-	-	-	-	-	-	-	-	-	-	-	-	-
151.1929	-23.7915	5573_0.1	5573	0.1	23/03/2009	Field Test		Stage 1b	8.2	2.19	6.01	1	-	-	-	-	-	-	-	-	-	-	-	-	-	-	-	-	-	-	-	-	-	-	-	-	-	-	-	-	-	-	-	-
151.1929	-23.7915	5573_0.25	5573	0.25	23/03/2009	Field Test		Stage 1b	7.64	1.79	5.85	1	-	-	-	-	-	-	-	-	-	-	-	-	-	-	-	-	-	-	-	-	-	-	-	-	-	-	-	-	-	-	-	-
151.1929	-23.7915	5573_0.5	5573	0.5	23/03/2009	Field Test		Stage 1b	7.31	1.78	5.53	-	-	-	-	-	-	-	-	-	-	-	-	-	-	-	-	-	-	-	-	-	-	-	-	-	-	-	-	-	-	-	-	-
151.1929	-23.7915	5573_0.75	5573	0.75	23/03/2009	Field Test		Stage 1b	7.1	1.39	5.71	-	-	-	-	-	-	-	-	-	-	-	-	-	-	-	-	-	-	-	-	-	-	-	-	-	-	-	-	-	-	-	-	-
151.1929	-23.7915	5573_1	5573	1	23/03/2009	Field Test		Stage 1b	7.08	1.65	5.43	1	-	-	-	-	-	-	-	-	-	-	-	-	-	-	-	-	-	-	-	-	-	-	-	-	-	-	-	-	-	-	-	-
151.1929	-23.7915	5573_1.25	5573	1.25	23/03/2009	Field Test		Stage 1b	7.05	1.26	5.79	1	-	-	-	-	-	-	-	-	-	-	-	-	-	-	-	-	-	-	-	-	-	-	-	-	-	-	-	-	-	-	-	-
151.1929	-23.7915	5573_1.5	5573	1.5	23/03/2009	Field Test		Stage 1b	6.96	1.37	5.59	1	-	-	-	-	-	-	-	-	-	-	-	-	-	-	-	-	-	-	-	-	-	-	-	-	-	-	-	-	-	-	-	-
151.1929	-23.7915	D03_2303	5573	0 - 0.5	23/03/2009	ES0904349		Stage 1b	-	-	-	-	-	-	-	-	-	-	-	-	-	-	-	-	-	-	-	-	-	-	-	-	-	-	-	-	-	-	-	-	-	-	-	-
151.1929	-23.7915	D04_2303	5573	0.5-0.9	23/03/2009	ES0904349		Stage 1b	-	-	-	-	-	-	-	-	-	-	-	-	-	-	-	-	-	-	-	-	-	-	-	-	-	-	-	-	-	-	-	-	-	-	-	-
151.1931	-23.7778	3943	3943	0 - 0.5	31/01/2009	ES0901445		Stage 1a	-	-	-	-	-	-	-	-	-	-	-	-	-	-	-	-	-	-	-	-	-	-	-	-	-	-	-	-	-	-	-	-	-	-	-	-
151.1931	-23.7778	3943	3943	0 - 0.5	31/01/2009	ES0901449		Stage 1a	-	-	-	-	-	-	-	-	-	-	-	-	-	-	-	-	-	-	-	-	-	-	-	-	-	-	-	-	-	-	-	-	-	-	-	-
151.1931	-23.7778	3943	3943	0.5-0.8	31/01/2009	ES0901449		Stage 1a	-	-	-	-	-	-	-	-	-	-	-	-	-	-	-	-	-	-	-	-	-	-	-	-	-	-	-	-	-	-	-	-	-	-	-	-
151.1931	-23.7778	3943	3943	0.5-1	31/01/2009	ES0901445		Stage 1a	-	-	-	-	-	-	-	-	-	-	-	-	-	-	-	-	-	-	-	-	-	-	-	-	-	-	-	-	-	-	-	-	-	-	-	-
151.1931	-23.7778	3943	3943	0.8-1	31/01/2009	ES0901449		Stage 1a	-	-	-	-	-	-	-	-	-	-	-	-	-	-	-	-	-	-	-	-	-	-	-	-	-	-	-	-	-	-	-	-	-	-	-	-
151.1931	-23.7778	3943	3943	1-1.5	31/01/2009	ES0901445		Stage 1a	-	-	-	-	-	-	-	-	-	-	-	-	-	-	-	-	-	-	-	-	-	-	-	-	-	-	-	-	-	-	-	-	-	-	-	-
151.1931	-23.7778	3943	3943	1-1.7	31/01/2009	ES0901449		Stage 1a	-	-	-	-	-	-	-	-	-	-	-	-	-	-	-	-	-	-	-	-	-	-	-	-	-	-	-	-	-	-	-	-	-	-	-	-
151.1932	-23.7798	3947 (0.6-	3947	0.6-1	2/02/2009	ES0901644		Stage 1a	-	-	-	-	-	-	-	-	-	-	-	-	-	-	-	-	-	-	-	-	-	-	-	-	-	-	-	-	-	-	-	-	-	-	-	-
151.1932	-23.7798	3947 (0-0.4	3947	0 - 0.4	2/02/2009	ES0901644		Stage 1a	-	-	-	-	-	-	-	-	-	-	-	-	-	-	-	-	-	-	-	-	-	-	-	-	-	-	-	-	-	-	-	-	-	-	-	-
151.1932	-23.7798	3947 (0-0.5	3947	0 - 0.5	2/02/2009	ES0901725		Stage 1a	-	-	-	-	-	-	-	-	-	-	-	-	-	-	-	-	-	-	-	-	-	-	-	-	-	-	-	-	-	-	-	-	-	-	-	-
151.1932	-23.7798	3947 (0-0.6	3947	0 - 0.6	2/02/2009	ES0901644		Stage 1a	-	-	-	-	-	-	-	-	-	-	-	-	-	-	-	-	-	-	-	-	-	-	-	-	-	-	-	-	-	-	-	-	-	-	-	-
151.1932	-23.7798	3947 (1.0-	3947	1-1.3	2/02/2009	ES0901644		Stage 1a	-	-	-	-	-	-	-	-	-	-	-	-	-	-	-	-	-	-	-	-	-	-	-	-	-	-	-	-	-	-	-	-	-	-	-	-
151.1932	-23.7798	3947 (1.0-	3947	1-1.3	2/02/2009	ES0901725		Stage 1a	-	-	-	-	-	-	-	-	-	-	-	-	-	-	-	-	-	-	-	-	-	-	-	-	-	-	-	-	-	-	-	-	-	-	-	-
151.1932	-23.7798	3947_1.5-	3947	1.5-1.6	18/02/2009	EB0903008		Stage 1a	8	-	5.9	1	-	-	-	-	-	-	-	-	-	-	-	-	-	-	-	-	-	-	-	-	-	-	-	-	-	-	-	-	-	-	-	-
151.1932	-23.7798	3947_1-1.	3947	1-1.1	18/02/2009	EB0903008		Stage 1a	8.9	-	6.6	2	-	-	-	-	-	-	-	-	-	-	-	-	-	-	-	-	-	-	-	-	-	-	-	-	-	-	-	-	-	-	-	-

									ASS Field Test				ASS																																
									pH (F)	pH Change	pH OX	Reaction Rate	Acid Neutralising Capacity	Acid Reacted Calcium	Acid Reacted Magnesium	acidity - Acid Neutralising Capacity (19A2)	acidity - Acid Reacted Calcium	acidity - Acid Reacted Magnesium	acidity - Chromium Reducible Sulfur (a-22B)	acidity - Excess Acid Neutralising Capacity	acidity - Peroxide Oxidisable Sulfur	ANC Fineness Factor	Calcium in Peroxide	Chromium Reducible Sulfur	Excess Acid Neutralising Capacity	KCl Extractable Calcium	KCl Extractable Magnesium	KCl Extractable Sulfur	Liming Rate	Magnesium in Peroxide	Net Acidity (acidity units)	Net Acidity (sulfur units)	Peroxide Oxidisable Sulfur	pH KCl	sulfidic - Acid Reacted Calcium	sulfidic - Acid Reacted Magnesium	sulfidic - Excess Acid Neutralising Capacity	sulfidic - Titratable Actual Acidity	sulfidic - Titratable Peroxide Acidity	sulfidic - Titratable Sulfidic Acidity	sulfidic-Acid Neutral	Sulfur in Peroxide	Titratable Actual Acidity	Titratable Peroxide Acidity	Titratable Sulfidic Acidity
									pH Unit	pH Units	pH Unit	Units	m H+/t	%	%	mol h+/t	mole H+/t	mole H+/t	m H+/t	mole H+/t	mole H+/t	-	%	% S	%	%	%	%	%	kg CaCO3/t	%	mole H+/t	%S	%	pH Unit	% S	%S	%S	%S	%S	%S	%S	%	mole H+/t	mole H+/t	mole H+/t
EQL									0.1		0.1	1	0.01	0.02	0.02	10	10	10	10	10	10	0.5	0.02	0.02	0.02	0.02	0.02	0.02	1	0.02	10	0.02	0.02	0.1	0.01	0.02	0.02	0.02	0.02	0.02	0.01	0.02	2	2	2
National Assessment Guidelines for Dredging- Maximum																																													
National Assessment Guidelines for Dredging- Screening																																													
QASSIT 1998 (Field Screen)									5-14	1	5-14	2																																	
QASSIT 1998 (Minimum)																															18	0.03													
x coord	y coord	Field ID	Core #	Depth (m)	Date Sample	SDG	GC Borelog Approved	Purpose																																					
151.1932	-23.7798	3947_2.0	-3947	2-2.2	18/02/2009	EB0903008		Stage 1a	7.4	-	8	4	-	-	-	-	-	-	-	-	-	-	-	-	-	-	-	-	-	-	-	-	-	-	-	-	-	-	-	-	-	-	-	-	-
151.1932	-23.7798	3947_2.4	-3947	2.4-2.6	18/02/2009	EB0903008		Stage 1a	7.3	-	5.8	4	-	-	-	-	-	-	-	-	-	-	-	-	-	-	-	-	-	-	-	-	-	-	-	-	-	-	-	-	-	-	-	-	-
151.1932	-23.7798	3947_2.8	-3947	2.8-2.9	18/02/2009	EB0903008		Stage 1a	7.3	-	8.1	4	-	-	-	-	-	-	-	-	-	-	-	-	-	-	-	-	-	-	-	-	-	-	-	-	-	-	-	-	-	-	-	-	-
151.1932	-23.7798	3947_3.4	-3947	3.4-3.6	18/02/2009	EB0903008		Stage 1a	7.1	-	7.8	3	-	-	-	-	-	-	-	-	-	-	-	-	-	-	-	-	-	-	-	-	-	-	-	-	-	-	-	-	-	-	-	-	-
151.1932	-23.7798	3947_3.8	-3947	3.8-4	18/02/2009	EB0903008		Stage 1a	7.3	-	5.8	1	-	-	-	-	-	-	-	-	-	-	-	-	-	-	-	-	-	-	-	-	-	-	-	-	-	-	-	-	-	-	-	-	-
151.1932	-23.7798	3947_4.4	-3947	4.4-4.6	18/02/2009	EB0903008		Stage 1a	7	-	5.6	1	-	-	-	-	-	-	-	-	-	-	-	-	-	-	-	-	-	-	-	-	-	-	-	-	-	-	-	-	-	-	-	-	-
151.1932	-23.7798	3947_5.4	-3947	5.4-5.6	18/02/2009	EB0903008		Stage 1a	6.9	-	5.5	1	-	-	-	-	-	-	-	-	-	-	-	-	-	-	-	-	-	-	-	-	-	-	-	-	-	-	-	-	-	-	-	-	-
151.1932	-23.7798	3947_5-5.	3947	5-5.2	18/02/2009	EB0903008		Stage 1a	8.9	-	5.4	1	-	-	-	-	-	-	-	-	-	-	-	-	-	-	-	-	-	-	-	-	-	-	-	-	-	-	-	-	-	-	-	-	-
151.1932	-23.7798	3947_6.4	-3947	6.4-6.6	18/02/2009	EB0903008		Stage 1a	6.9	-	5.6	2	-	-	-	-	-	-	-	-	-	-	-	-	-	-	-	-	-	-	-	-	-	-	-	-	-	-	-	-	-	-	-	-	-
151.1932	-23.7798	3947_6.9	-3947	6.9-7.1	18/02/2009	EB0903008		Stage 1a	6.8	-	5.3	1	-	-	-	-	-	-	-	-	-	-	-	-	-	-	-	-	-	-	-	-	-	-	-	-	-	-	-	-	-	-	-	-	-
151.1932	-23.7798	3947_6-6.	3947	6-6.1	18/02/2009	EB0903008		Stage 1a	7	-	5.4	2	-	-	-	-	-	-	-	-	-	-	-	-	-	-	-	-	-	-	-	-	-	-	-	-	-	-	-	-	-	-	-	-	-
151.1932	-23.7798	3947_7.4	-3947	7.4-7.5	18/02/2009	EB0903008		Stage 1a	6.7	-	5.4	2	-	-	-	-	-	-	-	-	-	-	-	-	-	-	-	-	-	-	-	-	-	-	-	-	-	-	-	-	-	-	-	-	-
151.1932	-23.7798	3947_8.0	-3947	8-8.2	18/02/2009	EB0903008		Stage 1a	6.6	-	7.5	4	-	-	-	-	-	-	-	-	-	-	-	-	-	-	-	-	-	-	-	-	-	-	-	-	-	-	-	-	-	-	-	-	-
151.1932	-23.7798	3947_8.9	-3947	8.9-9	18/02/2009	EB0903008		Stage 1a	7	-	5.7	1	-	-	-	-	-	-	-	-	-	-	-	-	-	-	-	-	-	-	-	-	-	-	-	-	-	-	-	-	-	-	-	-	-
151.1932	-23.7798	3947_9.0	-3947	9-9.3	18/02/2009	EB0903008		Stage 1a	6.5	-	5.4	1	-	-	-	-	-	-	-	-	-	-	-	-	-	-	-	-	-	-	-	-	-	-	-	-	-	-	-	-	-	-	-	-	-
151.1932	-23.7798	3947_9.3	-3947	9.3-9.6	18/02/2009	EB0903008		Stage 1a	7.1	-	5.5	1	-	-	-	-	-	-	-	-	-	-	-	-	-	-	-	-	-	-	-	-	-	-	-	-	-	-	-	-	-	-	-	-	-
151.1932	-23.7798	3947_0.1	3947	0.1-0.1	18/02/2009	Field Test		Stage 1a	8.14	0.75	7.39	4	-	-	-	-	-	-	-	-	-	-	-	-	-	-	-	-	-	-	-	-	-	-	-	-	-	-	-	-	-	-	-	-	-
151.1932	-23.7798	3947_0.25	3947	0.25-0.25	18/02/2009	Field Test		Stage 1a	8.17	1.82	6.35	3	-	-	-	-	-	-	-	-	-	-	-	-	-	-	-	-	-	-	-	-	-	-	-	-	-	-	-	-	-	-	-	-	-
151.1932	-23.7798	3947_0.5	3947	0.5-0.5	18/02/2009	Field Test		Stage 1a	8.75	1.68	7.07	3	-	-	-	-	-	-	-	-	-	-	-	-	-	-	-	-	-	-	-	-	-	-	-	-	-	-	-	-	-	-	-	-	-
151.1932	-23.7798	3947_0.75	3947	0.75-0.75	18/02/2009	Field Test		Stage 1a	7.89	1.49	6.4	2	-	-	-	-	-	-	-	-	-	-	-	-	-	-	-	-	-	-	-	-	-	-	-	-	-	-	-	-	-	-	-	-	-
151.1932	-23.7798	3947_1	3947	1-1	18/02/2009	Field Test		Stage 1a	7.64	-0.3	7.94	4	-	-	-	-	-	-	-	-	-	-	-	-	-	-	-	-	-	-	-	-	-	-	-	-	-	-	-	-	-	-	-	-	-
151.1932	-23.7798	3947_1.25	3947	1.25-1.25	18/02/2009	Field Test		Stage 1a	7.34	-0.1	7.44	4	-	-	-	-	-	-	-	-	-	-	-	-	-	-	-	-	-	-	-	-	-	-	-	-	-	-	-	-	-	-	-	-	-
151.1936	-23.7821	3936	3936	0 - 0.1	5/02/2009	ES0901988		Stage 1a	-	-	-	-	-	-	-	-	-	-	-	-	-	-	-	-	-	-	-	-	-	-	-	-	-	-	-	-	-	-	-	-	-	-	-	-	-
151.1936	-23.7821	3936	3936	2-2.5	5/02/2009	ES0901988		Stage 1a	-	-	-	-	-	-	-	-	-	-	-	-	-	-	-	-	-	-	-	-	-	-	-	-	-	-	-	-	-	-	-	-	-	-	-	-	-
151.1936	-23.7821	3936	3936	3.5-4	5/02/2009	ES0901988		Stage 1a	-	-	-	-	-	-	-	-	-	-	-	-	-	-	-	-	-	-	-	-	-	-	-	-	-	-	-	-	-	-	-	-	-	-	-	-	-
151.1936	-23.7821	3936 (0.0-(	3936	0 - 0.5	5/02/2009	ES0901814		Stage 1a	-	-	-	-	-	-	-	-	-	-	-	-	-	-	-	-	-	-	-	-	-	-	-	-	-	-	-	-	-	-	-	-	-	-	-	-	-
151.1936	-23.7821	3936 (0.5-(	3936	0.5-1	5/02/2009	ES0901814		Stage 1a	-	-	-	-	-	-	-	-	-	-	-	-	-	-	-	-	-	-	-	-	-	-	-	-	-	-	-	-	-	-	-	-	-	-	-	-	-
151.1936	-23.7821	3936 (1.0-(	3936	1-1.5	5/02/2009	ES0901814		Stage 1a	-	-	-	-	-	-	-	-	-	-	-	-	-	-	-	-	-	-	-	-	-	-	-	-	-	-	-	-	-	-	-	-	-	-	-	-	-
151.1936	-23.7821	3936 (1.5-(	3936	1.5-2	5/02/2009	ES0901814		Stage 1a	-	-	-	-	-	-	-	-	-	-	-	-	-	-	-	-	-	-	-	-	-	-	-	-	-	-	-	-	-	-	-	-	-	-	-	-	-
151.1936	-23.7821	3936 (2.0-(	3936	2-3	5/02/2009	ES0901814		Stage 1a	-	-	-	-	-	-	-	-	-	-	-	-	-	-	-	-	-	-	-	-	-	-	-	-	-	-	-	-	-	-	-	-	-	-	-	-	-
151.1936	-23.7821	3936 (3.0-(	3936	3-4	5/02/2009	ES0901814		Stage 1a	-	-	-	-	-	-	-	-	-	-	-	-	-	-	-	-	-	-	-	-	-	-	-	-	-	-	-	-	-	-	-	-	-	-	-	-	-
151.1936	-23.7821	3936_0.1	3936	0.1-0.1	5/02/2009	Field Test		Stage 1a	8.11	1.63	6.48	3	-	-	-	-	-	-	-	-	-	-	-	-	-	-	-	-	-	-	-	-	-	-	-	-	-	-	-	-	-	-	-	-	-
151.1936	-23.7821	3936_0.25	3936	0.25-0.25	5/02/2009	Field Test		Stage 1a	8.22	1.84	6.38	3	-	-	-	-	-	-	-	-	-	-	-	-	-	-	-	-	-	-	-	-	-	-	-	-	-	-	-	-	-	-	-	-	-
151.1936	-23.7821	3936_0.5	3936	0.5-0.5	5/02/2009	Field Test		Stage 1a	8.16	2.34	5.82	2	-	-	-	-	-	-	-	-	-	-	-	-	-	-	-	-	-	-	-	-	-	-	-	-	-	-	-	-	-	-	-	-	-
151.1936	-23.7821	3936_0.75	3936	0.75-0.75	5/02/2009	Field Test		Stage 1a	8.24	2.18	6.06	2	-	-	-	-	-	-	-	-	-	-	-	-	-	-	-	-	-	-	-	-	-	-	-	-	-	-	-	-	-	-	-	-	-
151.1936	-23.7821	3936_1	3936	1-1	5/02/2009	Field Test		Stage 1a	7.95	1.68	6.27	2	-	-	-	-	-	-	-	-	-	-	-	-	-	-	-	-	-	-	-	-	-	-	-	-	-	-	-	-	-	-	-	-	-
151.1936	-23.7821	3936_1.25	3936	1.25-1.25	5/02/2009	Field Test		Stage 1a	7.96	3.36	4.6	3	-	-	-	-	-	-	-	-	-	-	-	-	-	-	-	-	-	-	-	-	-	-	-	-	-	-	-	-	-	-	-	-	-
151.1936	-23.7821	3936_1.5	3936	1.5-1.5	5/02/2009	Field Test		Stage 1a	7.09	0.89	6.2	1	-	-	-	-	-	-	-	-	-	-	-	-	-	-	-	-	-	-	-	-	-	-	-	-	-	-	-	-	-	-	-	-	-
151.1936	-23.7821	3936_1.75	3936	1.75-1.75	5/02/2009	Field Test		Stage 1a	8.19	1.75	6.44	1	-	-	-	-	-	-	-	-	-	-	-	-	-	-	-	-	-	-	-	-	-	-	-	-	-	-	-	-	-	-	-	-	-
151.1936	-23.7821	3936_2	3936	2-2	5/02/2009	Field Test		Stage 1a	7.91	1.66	6.25	1	-	-	-	-	-	-	-	-	-	-	-	-	-	-	-	-	-	-	-	-	-	-	-	-	-	-	-	-	-	-	-	-	-
151.1936	-23.7821	3936_2.25	3936	2.25-2.25	5/02/2009	Field Test		Stage 1a	8.19	1.77	6.42	1	-	-	-	-	-	-	-	-	-	-	-	-	-	-	-	-	-	-	-	-	-	-	-	-	-	-	-	-	-	-	-	-	-
151.1936	-23.7821	3936_2.5	3936	2.5-2.5	5/02/2009	Field Test		Stage 1a	7.72	0.97	6.75	3	-	-	-	-	-	-	-	-	-	-	-	-	-	-	-	-	-	-	-	-	-	-	-	-	-	-	-	-	-	-	-	-	-
151.1936	-23.7821	3936_2.75	3936	2.75-2.75	5/02/2009	Field Test		Stage 1a	7.77	1	6.77	3	-	-	-	-	-	-	-	-	-	-	-	-	-	-	-	-	-	-	-	-	-	-	-	-	-	-	-	-	-	-	-	-	-
151.1936	-23.7821	3936_3	3936	3-3	5/02/2009	Field Test		Stage 1a	7.97	1.67	6.3	1	-	-	-	-	-	-	-	-	-	-	-	-	-	-	-	-	-	-	-	-	-	-	-	-	-	-	-	-	-	-	-	-	-
151.1936	-23.7821	3936_3.25	3936	3.25-3.25	5/02/2009	Field Test		Stage 1a	8.2	-0.03	8.23	3	-	-	-	-	-	-	-	-	-	-	-	-	-	-	-	-	-	-	-	-	-	-	-	-	-	-	-	-	-	-	-	-	-
151.1936	-23.7821	3936_3.5	3936	3.5-3.5	5/02/2009	Field Test		Stage 1a	7.62	0.59	7.03	3	-	-	-	-	-	-	-	-	-	-	-	-	-	-	-	-	-	-	-	-	-	-	-	-	-	-	-	-	-	-	-	-	-
151.1936	-23.7821	3936_3.75	3936	3.75-3.75	5/02/2009	Field Test		Stage 1a	7.49	1.15	6.34	1	-	-	-	-	-	-	-	-	-	-	-	-	-	-	-	-	-	-	-	-	-	-	-	-	-	-	-	-	-	-	-	-	-
151.1936	-23.7821	3936_4	3936	4-4	5/02/2009	Field Test		Stage 1a	7.63	0.03	7.6	4	-	-	-	-	-	-	-	-	-	-	-	-	-	-	-	-	-	-	-	-	-	-	-	-	-	-	-	-	-	-	-	-	-
151.1936	-23.7821	3936_4.25	3936	4.25-4.25	5/02/2009	Field Test		Stage 1a	7.57	1.7	5.87	1	-	-	-	-	-	-	-	-	-	-	-	-	-	-	-	-	-	-	-	-	-	-	-	-	-	-	-	-	-	-	-	-	-
151.1939	-23.7932	5567	5567	0 - 0.1	1/05/2009	EB0907169		Stage 1b	-	-	-	-	-	-	-	-	-	-	<10	-	-	1.5	-	<0.02	-	-	-	<1	-	<10	<0.02	-	6.3	-	-	-	<0.02	-	-	-	-	<2	-	-
151.1939	-23.7932	5567	5567	0 - 0.5	1/05/2009	ES0906525		Stage 1b	-	-	-	-	-	-	-	-	-	-	-	-	-	-	-	-	-	-	-	-	-	-	-	-	-	-	-	-	-	-	-	-	-	-	-	-	-
151.1939	-23.7932	5567	5567	0 - 0.5	1/05/2009	ES0906569		Stage 1b	-	-	-	-	-	-	-	-	-	-	-	-	-	-	-	-	-	-	-	-	-	-	-	-	-	-	-	-	-	-	-	-	-	-	-	-	-
151.1939	-23.7932	5567	5567	0.3-0.5	1/05/2009	EB0907169		Stage 1b	-	-	-	-	0.86	-	-	172	-	-	<10	-	-	1.5	-	<0.02	-	-	-	<1	-	<10	<0.02	-	6.8	-	-	-	<0.02	-	-	0.28	-	<2	-	-
151.1939	-23.7932	5567	5567	0.5-1	1/05/2009	ES0906525		Stage 1b	-	-	-	-	-	-	-	-	-	-	-	-	-	-	-	-	-	-	-	-	-	-	-	-	-	-	-	-	-	-	-	-	-	-	-	-	-
151.1939	-23.7932	5567	5567	0.8-1	1/05/2009	EB0907169		Stage 1b	-	-	-	-	1.15	-	-	229	-	-	<10	-	-	1.5	-	<0.02	-	-	-	<1	-	<10	<0.02	-	6.5	-	-	-	<0.02	-	-	0.37	-	<2	-	-
151.1939	-23.7932	5567	5567	1.3-1.5	1/05/2009	EB0907169		Stage 1b	-	-	-	-	0.86	-	-	172	-	-	<10	-	-	1.5	-	<0.02	-	-	-	<1	-	<10	<0.02	-	8.4	-	-	-	<0.02	-	-	0.28	-	<2	-	-
151.1939	-23.7932	5567	5567	1.5-2	1/05/2009	ES0906525		Stage 1b	-	-	-	-	-	-	-	-	-	-	-	-	-	-	-	-	-	-	-	-	-	-	-	-	-	-	-	-	-	-	-	-	-	-	-	-	-
151.1939	-23.7932	5567	5567	1.8-2	1/05/2009	EB0907169		Stage 1b	-	-	-	-	0.86	-	-	172	-	-	<10	-	-	1.5	-	<0.02	-	-	-	<1	-	<10	<0.02	-	6.9	-	-	-	<0.02	-	-	0.28	-	<2	-	-
151.1939	-23.7932	5567	5567	1-1.5	1/05/2009	ES0906525		Stage 1b	-	-	-	-	-	-	-	-	-	-	-	-	-	-	-	-	-	-	-	-	-	-	-	-	-	-	-	-	-	-	-	-	-	-	-	-	-
151.1939	-23.7932	5567	5567	1-1.5	1/05/2009	ES0906569		Stage 1b	-	-	-	-	-	-	-	-	-	-	-	-	-	-	-	-	-	-	-	-	-	-	-	-	-	-	-	-	-	-	-	-	-	-	-	-	-
151.1939	-23.7932	5567_0.1	5567	0.1	1/05/2009	Field Test		Stage 1b	8.29	-0.13	8.42	1	-	-	-	-	-	-	-	-	-	-	-	-	-	-	-	-	-	-	-	-	-	-	-	-	-	-	-	-	-	-	-	-	-
151.1939	-23.7932	5567_0.25	5567	0.25	1/05/2009	Field Test		Stage 1b	7.31	-1.12	8.43	4	-	-	-	-	-	-	-	-	-	-	-	-	-	-	-	-	-	-	-	-	-	-	-	-	-	-	-	-	-	-	-	-	-
151.1939	-23.7932	5567_0.5	5567	0.5	1/05/2009	Field Test		Stage 1b	8.36	-0.35	8.71	4	-	-	-	-	-	-	-	-	-	-	-	-	-	-	-	-	-	-	-	-	-	-	-	-	-	-	-	-	-	-	-	-	-
151.1939	-23.7932	5567_0.75	5567	0.75	1/05/2009	Field Test		Stage 1b	7.19	-1.05	8.24	4	-	-	-	-	-	-	-	-	-	-	-	-	-	-	-	-	-	-	-	-	-	-	-	-	-	-	-	-	-	-	-	-	-
151.1939	-23.7932	5567_1	5567	1	1/05/2009	Field Test		Stage 1b	7.12	-1.42	8.54	4	-	-	-	-	-	-	-	-	-	-	-	-	-	-	-	-	-	-	-	-	-	-	-	-	-	-	-	-	-	-	-	-	-
151.1939	-23.7932	5567_1.25	5567	1.25	1/05/2009	Field Test		Stage 1b	7.52	-1.01	8.53	4	-	-	-	-	-	-	-	-	-	-	-	-	-	-	-	-	-	-	-	-	-	-	-	-	-	-	-	-	-	-	-	-	-
151.1939	-23.7932	5567_1.5	5567	1.5	1/05/2009	Field Test		Stage 1b	6.92	1.37	5.55	1	-	-	-	-	-	-	-	-	-	-	-	-	-	-	-	-	-	-	-	-	-	-	-	-	-	-	-	-	-	-	-	-	-
151.1939	-23.7932	5567_1.75	5567	1.75	1/05/2009	Field Test		Stage 1b	7.14	1.43	5.71	-	-	-	-	-	-	-	-	-	-	-	-	-	-	-	-	-	-	-	-	-	-	-	-	-	-	-	-	-	-	-	-	-	-
151.1939	-23.7932	5567_2	5567	2	1/05/2009	Field Test		Stage 1b	7.08	1.44	5.64	-	-	-	-	-	-	-	-	-	-	-	-	-	-	-	-	-	-	-	-	-	-	-	-	-	-	-	-	-	-	-	-	-	-
151.1939	-23.7932	D03_0105	5567	0.5-1	1/05/2009	ES0906525		Stage 1b	-	-	-	-	-	-	-	-	-	-	-	-	-	-	-	-	-	-	-	-	-	-	-	-	-	-	-	-	-	-	-	-	-	-	-	-	-
151.1939	-23.7932	D04_0105	5567	1-1.5	1/05/2009	ES0906525		Stage 1b	-	-	-	-	-	-	-	-	-	-	-	-	-	-	-	-	-	-	-	-	-	-	-	-	-	-	-	-	-	-	-	-	-	-	-	-	-
151.1941	-23.7789	3913	3913	0 - 0.5	7/02/2009	ES0901988		Stage 1a	-	-	-	-	-	-	-	-	-	-	-	-	-	-	-	-	-	-	-	-	-	-	-	-	-	-	-	-	-	-	-	-	-	-	-	-	-
151.1941	-23.7789	3913	3913	1.5-2	7/02/2009	ES0901988		Stage 1a	-	-	-	-	-	-	-	-	-	-	-	-	-	-	-	-	-	-	-	-	-	-	-	-	-	-	-	-	-	-	-	-	-	-	-	-	-
151.1941	-23.7789	3913	3913	2.5-3	7/02/2009	ES0901988		Stage 1a	-	-	-	-	-	-	-	-	-	-	-	-	-	-	-	-	-	-	-	-	-	-	-	-	-	-	-	-	-	-	-	-	-	-	-	-	-
151.1941	-23.7789	3913 (0.0-(	3913	0 - 0.5	7/02/2009	ES0901820		Stage 1a	-	-	-	-	-	-	-	-	-	-	-	-	-	-	-	-	-	-	-	-	-	-	-	-	-	-	-	-	-	-	-	-	-	-	-	-	-
151.1941	-23.7789	3913 (0.5-(	3913	0.5-1	7/02/2009	ES0901820		Stage 1a	-	-	-	-	-	-	-	-	-	-	-	-	-	-	-	-	-	-	-	-	-	-	-	-	-	-	-	-	-	-	-	-	-	-	-	-	-
151.1941	-23.7789	3913 (1.0-(	3913	1-1.5	7/02/2009	ES0901820		Stage 1a	-	-	-	-	-	-	-	-	-	-	-	-	-	-	-	-	-	-	-	-	-	-	-	-	-	-	-	-	-	-	-	-	-	-	-	-	-
151.1941	-23.7789	3913 (1.5-(	3913	1.5-2	7/02/2009	ES0901820		Stage 1a	-	-	-	-	-	-	-	-	-	-	-	-	-	-	-	-	-	-	-	-	-	-	-	-	-	-	-	-	-	-	-	-	-	-	-	-	-
151.1941	-23.7789	3913 (2.0-(	3913	2-3	7/02/2009	ES0901820		Stage 1a	-	-	-	-	-	-	-	-	-	-	-	-	-	-	-	-	-	-	-	-	-	-	-	-	-	-	-	-	-	-	-	-	-	-	-	-	-
151.1941	-23.7789	3913 (3.0-(	3913	3-4.1	7/02/2009	ES0901820		Stage 1a	-	-	-	-	-	-	-	-	-	-	-	-	-	-	-	-	-	-	-	-	-	-	-	-	-	-	-	-	-	-	-	-	-	-	-	-	-
151.1941	-23.7789	3913_0.1	3913	0.1-0.1	7/02/2009	Field Test		Stage 1a	7.85	1.63	6.22	3	-	-	-	-	-	-	-	-	-	-	-	-	-	-	-	-	-	-	-	-	-	-	-	-	-	-	-	-	-	-	-	-	-
151.1941	-23.7789	3913_0.25	3913	0.25-0.25	7/02/2009	Field Test		Stage 1a	8.73	3.19	5.54	2	-	-	-	-	-	-	-	-	-	-	-	-	-	-	-	-	-	-	-	-	-	-	-	-	-	-	-	-	-	-	-	-	-
151.1941	-23.7789	3913_0.5	3913	0.5-0.5	7/02/2009	Field Test		Stage 1a	8.86	6.47	2.39	4	-	-	-	-	-	-	-	-	-	-	-	-	-	-	-	-	-	-	-	-	-	-	-	-	-	-	-	-	-	-	-	-	-
151.1941	-23.7789	3913_0.75	3913	0.75-0.75	7/02/2009	Field Test		Stage 1a	8.32	6.36	1.96	3	-	-	-	-	-	-	-	-	-	-	-	-	-	-	-	-	-	-	-	-	-	-	-	-	-	-	-	-	-	-	-	-	-
151.1941	-23.7789	3913_1	3913	1-1	7/02/2009	Field Test		Stage 1a	6.99	5.66	1.33	2	-	-	-	-	-	-	-	-	-	-	-	-	-	-	-	-	-	-	-	-	-	-	-	-	-	-	-	-	-	-	-	-	-
151.1941	-23.7789	3913_1.25	3913	1.25-1.25	7/02/2009	Field Test		Stage 1a	8.31	6.59	1.72	2	-	-	-	-	-	-	-	-	-	-	-	-	-	-	-	-	-	-	-	-	-	-	-	-	-	-	-	-	-	-	-	-	-
151.1941	-23.7789	3913_1.5	3913	1.5-1.5	7/02/2009	Field Test		Stage 1a	7.28	5.61	1.67	1	-	-	-	-	-	-	-	-	-	-	-	-	-	-	-	-	-	-	-	-	-	-	-	-	-	-	-	-	-	-	-	-	-
151.1941	-23.7789	3913_1.75	3913	1.75-1.75	7/02/2009	Field Test		Stage 1a	6.4	0.71	5.69	1	-	-	-	-	-	-	-	-	-	-	-	-	-	-	-	-	-	-	-	-	-	-	-	-	-	-	-	-	-	-	-	-	-
151.1941	-23.7789	3913_2	3913	2-2	7/02/2009	Field Test		Stage 1a	7.81	1.32	6.49	2	-	-	-	-	-	-	-	-	-	-	-	-	-	-	-	-	-	-	-	-	-	-	-	-	-	-	-	-	-	-	-	-	-
151.1941	-23.7789	3913_2.25	3913	2.25-2.25	7/02/2009	Field Test		Stage 1a	8.21	2.08	6.13	2	-	-	-	-	-	-	-	-	-	-	-	-	-	-	-	-	-	-	-	-	-	-	-	-	-	-	-	-	-	-	-	-	-
151.1941	-23.7789	3913_2.5	3913	2.5-2.5	7/02/2009	Field Test		Stage 1a	8.17	2.55	5.62	2	-	-	-	-	-	-	-	-	-	-	-	-	-	-	-	-	-	-	-	-	-	-	-	-	-	-	-	-	-	-	-	-	-
151.1941	-23.7789	3913_2.75	3913	2.75-2.75	7/02/2009	Field Test		Stage 1a	7.7	1.4	6.3	1	-	-	-	-	-	-	-	-	-	-	-	-	-	-	-	-	-	-	-	-	-	-	-	-	-	-	-	-	-	-	-	-	-
151.1941	-23.7789	3913_3	3913	3-3	7/02/2009	Field Test		Stage 1a	8	6.36	1.64	4	-	-	-	-	-	-	-	-	-	-	-	-	-	-	-	-	-	-	-	-	-	-	-	-	-	-	-	-	-	-	-	-	-
151.1941	-23.7789	3913_3.25	3913	3.25-3.25	7/02/2009	Field Test		Stage 1a	5.59	-0.04	5.63	1	-	-	-	-	-	-	-	-	-	-	-	-	-	-	-	-	-	-	-	-	-	-	-	-	-	-	-	-	-	-	-	-	-
151.1941	-23.7789	3913_3.5	3913	3.5-3.5	7/02/2009	Field Test		Stage 1a	7.94	3.4	4.54	1	-	-	-	-	-	-	-	-	-	-	-	-	-	-	-	-	-	-	-	-	-	-	-	-	-	-	-	-	-	-	-	-	-
151.1941	-23.7789	3913_3.75	3913	3.75-3.75	7/02/2009	Field Test		Stage 1a	6.99	1.46	5.53	1	-	-	-	-	-	-	-	-	-	-	-	-	-	-	-	-	-	-	-	-	-	-	-	-	-	-	-	-	-	-	-	-	-
151.1941	-23.7789	3913_4	3913	4-4	7/02/2009	Field Test		Stage 1a	8.17	1.97	6.2	1	-	-	-	-	-	-	-	-	-	-	-	-	-	-	-	-	-	-	-	-	-	-	-	-	-	-	-	-	-	-	-	-	-
151.1941	-23.7789	3913A	3913	0 - 0.1	7/02/2009	EB0902789		Stage 1a	-	-	-	-	38.4	-	-	7680	-	-	41	-	-	1.5	-	0.07	-	-	-	<1	-	<10	<0.02	-	9.2	-	-	-	<0.02	-	-	12.3	-	<2	-	-

									ASS Field Test				ASS																																
									pH (F)	pH Change	pH OX	Reaction Rate	Acid Neutralising Capacity	Acid Reacted Calcium	Acid Reacted Magnesium	acidity - Acid Neutralising Capacity (19A2)	acidity - Acid Reacted Calcium	acidity - Acid Reacted Magnesium	acidity - Chromium Reducible Sulfur (a-22B)	acidity - Excess Acid Neutralising Capacity	acidity - Peroxide Oxidisable Sulfur	ANC Fineness Factor	Calcium in Peroxide	Chromium Reducible Sulfur	Excess Acid Neutralising Capacity	KCl Extractable Calcium	KCl Extractable Magnesium	KCl Extractable Sulfur	Liming Rate	Magnesium in Peroxide	Net Acidity (acidity units)	Net Acidity (sulfur units)	Peroxide Oxidisable Sulfur	pH KCl	sulfidic - Acid Reacted Calcium	sulfidic - Acid Reacted Magnesium	sulfidic - Excess Acid Neutralising Capacity	sulfidic - Titratable Actual Acidity	sulfidic - Titratable Peroxide Acidity	sulfidic - Titratable Sulfidic Acidity	sulfidic-Acid Neutral	Sulfur in Peroxide	Titratable Actual Acidity	Titratable Peroxide Acidity	Titratable Sulfidic Acidity
									pH Unit	pH Units	pH Unit	Units	m H+/t	%	%	mol h+/t	mole H+/t	mole H+/t	m H+/t	mole H+/t	mole H+/t	-	%	% S	%	%	%	%	kg CaCO3/t	%	mole H+/t	%S	%	pH Unit	% S	%S	%S	%S	%S	%S	%S	%	mole H+/t	mole H+/t	mole H+/t
EQL									0.1		0.1	1	0.01	0.02	0.02	10	10	10	10	10	10	0.5	0.02	0.02	0.02	0.02	0.02	0.02	1	0.02	10	0.02	0.02	0.1	0.01	0.02	0.02	0.02	0.02	0.02	0.01	0.02	2	2	2
National Assessment Guidelines for Dredging- Maximum																																													
National Assessment Guidelines for Dredging- Screening																																													
QASSIT 1998 (Field Screen)									5-14	1	5-14	2																																	
QASSIT 1998 (Minimum)																															18	0.03													
x coord	y coord	Field ID	Core #	Depth (m)	Date Sample	SDG	GC Borelog Approved	Purpose																																					
151.1941	-23.7789	3913A	3913	0 - 0.5	7/02/2009	ES0901988		Stage 1a	-	-	-	-	-	-	-	-	-	-	-	-	-	-	-	-	-	-	-	-	-	-	-	-	-	-	-	-	-	-	-	-	-	-	-	-	-
151.1941	-23.7789	3913A	3913	0.3-0.5	7/02/2009	EB0902789		Stage 1a	-	-	-	-	20.9	-	-	4170	-	-	103	-	-	1.5	-	0.16	-	-	-	-	<1	-	<10	<0.02	-	9.2	-	-	-	<0.02	-	-	6.69	-	<2	-	-
151.1941	-23.7789	3913A	3913	0.8-1	7/02/2009	EB0902789		Stage 1a	-	-	-	-	4.81	-	-	962	-	-	90	-	-	1.5	-	0.14	-	-	-	-	<1	-	<10	<0.02	-	8.7	-	-	-	<0.02	-	-	1.54	-	<2	-	-
151.1941	-23.7789	3913A	3913	1.3-1.5	7/02/2009	EB0902789		Stage 1a	-	-	-	-	1.3	-	-	259	-	-	<10	-	-	1.5	-	<0.02	-	-	-	-	<1	-	<10	<0.02	-	9.2	-	-	-	<0.02	-	-	0.42	-	<2	-	-
151.1941	-23.7789	3913A	3913	1.5-2	7/02/2009	ES0901988		Stage 1a	-	-	-	-	-	-	-	-	-	-	-	-	-	-	-	-	-	-	-	-	-	-	-	-	-	-	-	-	-	-	-	-	-	-	-	-	-
151.1941	-23.7789	3913A	3913	2.3-2.5	7/02/2009	EB0902789		Stage 1a	-	-	-	-	3.19	-	-	638	-	-	<10	-	-	1.5	-	<0.02	-	-	-	-	<1	-	<10	<0.02	-	9.3	-	-	-	<0.02	-	-	1.02	-	<2	-	-
151.1941	-23.7789	3913A	3913	2.5-3	7/02/2009	ES0901988		Stage 1a	-	-	-	-	-	-	-	-	-	-	-	-	-	-	-	-	-	-	-	-	-	-	-	-	-	-	-	-	-	-	-	-	-	-	-	-	-
151.1941	-23.7789	3913A	3913	3.3-3.5	7/02/2009	EB0902789		Stage 1a	-	-	-	-	4.49	-	-	896	-	-	<10	-	-	1.5	-	<0.02	-	-	-	-	<1	-	<10	<0.02	-	9.1	-	-	-	<0.02	-	-	1.44	-	<2	-	-
151.1941	-23.7789	3913A	3913	3.8-4.1	7/02/2009	EB0902789		Stage 1a	-	-	-	-	2.11	-	-	422	-	-	<10	-	-	1.5	-	<0.02	-	-	-	-	<1	-	<10	<0.02	-	8.8	-	-	-	<0.02	-	-	0.68	-	<2	-	-
151.1941	-23.7789	3913A (0.0	3913	0 - 0.5	7/02/2009	ES0901820		Stage 1a	-	-	-	-	-	-	-	-	-	-	-	-	-	-	-	-	-	-	-	-	-	-	-	-	-	-	-	-	-	-	-	-	-	-	-	-	-
151.1941	-23.7789	3913A (0.5	3913	0.5-1	7/02/2009	ES0901820		Stage 1a	-	-	-	-	-	-	-	-	-	-	-	-	-	-	-	-	-	-	-	-	-	-	-	-	-	-	-	-	-	-	-	-	-	-	-	-	-
151.1941	-23.7789	3913A (1.0	3913	1-1.5	7/02/2009	ES0901820		Stage 1a	-	-	-	-	-	-	-	-	-	-	-	-	-	-	-	-	-	-	-	-	-	-	-	-	-	-	-	-	-	-	-	-	-	-	-	-	-
151.1941	-23.7789	3913A (1.5	3913	1.5-2	7/02/2009	ES0901820		Stage 1a	-	-	-	-	-	-	-	-	-	-	-	-	-	-	-	-	-	-	-	-	-	-	-	-	-	-	-	-	-	-	-	-	-	-	-	-	-
151.1941	-23.7789	3913A (2.0	3913	2-2.5	7/02/2009	ES0901820		Stage 1a	-	-	-	-	-	-	-	-	-	-	-	-	-	-	-	-	-	-	-	-	-	-	-	-	-	-	-	-	-	-	-	-	-	-	-	-	-
151.1941	-23.7789	3913B	3913	0 - 0.1	7/02/2009	EB0902789		Stage 1a	-	-	-	-	31.7	-	-	6340	-	-	139	-	-	1.5	-	0.22	-	-	-	-	<1	-	<10	<0.02	-	9.1	-	-	-	<0.02	-	-	10.2	-	<2	-	-
151.1941	-23.7789	3913B	3913	0.3-0.5	7/02/2009	EB0902789		Stage 1a	-	-	-	-	20.7	-	-	4140	-	-	193	-	-	1.5	-	0.31	-	-	-	-	<1	-	<10	<0.02	-	9	-	-	-	<0.02	-	-	6.64	-	<2	-	-
151.1941	-23.7789	3913B	3913	0.8-1	7/02/2009	EB0902789		Stage 1a	-	-	-	-	8.87	-	-	1770	-	-	413	-	-	1.5	-	0.66	-	-	-	-	<1	-	<10	<0.02	-	8.8	-	-	-	<0.02	-	-	2.84	-	<2	-	-
151.1941	-23.7789	3913B	3913	1.3-1.5	7/02/2009	EB0902789		Stage 1a	-	-	-	-	1.62	-	-	324	-	-	41	-	-	1.5	-	0.07	-	-	-	-	<1	-	<10	<0.02	-	9.2	-	-	-	<0.02	-	-	0.52	-	<2	-	-
151.1941	-23.7789	3913B	3913	2.3-2.5	7/02/2009	EB0902789		Stage 1a	-	-	-	-	3.03	-	-	605	-	-	98	-	-	1.5	-	0.16	-	-	-	-	<1	-	<10	<0.02	-	9.2	-	-	-	<0.02	-	-	0.97	-	<2	-	-
151.1941	-23.7789	3913B	3913	3.3-3.5	7/02/2009	EB0902789		Stage 1a	-	-	-	-	4.43	-	-	886	-	-	103	-	-	1.5	-	0.16	-	-	-	-	<1	-	<10	<0.02	-	9.2	-	-	-	<0.02	-	-	1.42	-	<2	-	-
151.1941	-23.7789	3913B	3913	3.8-4.1	7/02/2009	EB0902789		Stage 1a	-	-	-	-	1.46	-	-	292	-	-	26	-	-	1.5	-	0.04	-	-	-	-	<1	-	<10	<0.02	-	8.8	-	-	-	<0.02	-	-	0.47	-	<2	-	-
151.1941	-23.7789	3913B (0.0	3913	0 - 0.5	7/02/2009	ES0901820		Stage 1a	-	-	-	-	-	-	-	-	-	-	-	-	-	-	-	-	-	-	-	-	-	-	-	-	-	-	-	-	-	-	-	-	-	-	-	-	-
151.1941	-23.7789	3913B (0.5	3913	0.5-1	7/02/2009	ES0901820		Stage 1a	-	-	-	-	-	-	-	-	-	-	-	-	-	-	-	-	-	-	-	-	-	-	-	-	-	-	-	-	-	-	-	-	-	-	-	-	-
151.1941	-23.7789	3913B (1.0	3913	1-1.5	7/02/2009	ES0901820		Stage 1a	-	-	-	-	-	-	-	-	-	-	-	-	-	-	-	-	-	-	-	-	-	-	-	-	-	-	-	-	-	-	-	-	-	-	-	-	-
151.1941	-23.7789	3913B (1.5	3913	1.5-2	7/02/2009	ES0901820		Stage 1a	-	-	-	-	-	-	-	-	-	-	-	-	-	-	-	-	-	-	-	-	-	-	-	-	-	-	-	-	-	-	-	-	-	-	-	-	-
151.1941	-23.7789	3913B (2.0	3913	2-3	7/02/2009	ES0901820		Stage 1a	-	-	-	-	-	-	-	-	-	-	-	-	-	-	-	-	-	-	-	-	-	-	-	-	-	-	-	-	-	-	-	-	-	-	-	-	-
151.1941	-23.7789	3913B (3.0	3913	3-4.1	7/02/2009	ES0901820		Stage 1a	-	-	-	-	-	-	-	-	-	-	-	-	-	-	-	-	-	-	-	-	-	-	-	-	-	-	-	-	-	-	-	-	-	-	-	-	-
151.1941	-23.7789	DO3-0702	3913	2-3	7/02/2009	ES0901820		Stage 1a	-	-	-	-	-	-	-	-	-	-	-	-	-	-	-	-	-	-	-	-	-	-	-	-	-	-	-	-	-	-	-	-	-	-	-	-	-
151.1941	-23.7789	DO4-0702	3913	3-4.1	7/02/2009	ES0901820		Stage 1a	-	-	-	-	-	-	-	-	-	-	-	-	-	-	-	-	-	-	-	-	-	-	-	-	-	-	-	-	-	-	-	-	-	-	-	-	-
151.1945	-23.7816	3904	3904	0 - 0.5	30/01/2009	ES0901445		Stage 1a	-	-	-	-	-	-	-	-	-	-	-	-	-	-	-	-	-	-	-	-	-	-	-	-	-	-	-	-	-	-	-	-	-	-	-	-	-
151.1945	-23.7816	3904	3904	0 - 0.5	30/01/2009	ES0901449		Stage 1a	-	-	-	-	-	-	-	-	-	-	-	-	-	-	-	-	-	-	-	-	-	-	-	-	-	-	-	-	-	-	-	-	-	-	-	-	-
151.1945	-23.7816	3904	3904	0.5-1	30/01/2009	ES0901449		Stage 1a	-	-	-	-	-	-	-	-	-	-	-	-	-	-	-	-	-	-	-	-	-	-	-	-	-	-	-	-	-	-	-	-	-	-	-	-	-
151.1945	-23.7816	3904	3904	1.5-1.8	30/01/2009	ES0901449		Stage 1a	-	-	-	-	-	-	-	-	-	-	-	-	-	-	-	-	-	-	-	-	-	-	-	-	-	-	-	-	-	-	-	-	-	-	-	-	-
151.1945	-23.7816	3904	3904	1.8-2.5	30/01/2009	ES0901449		Stage 1a	-	-	-	-	-	-	-	-	-	-	-	-	-	-	-	-	-	-	-	-	-	-	-	-	-	-	-	-	-	-	-	-	-	-	-	-	-
151.1945	-23.7816	3904	3904	1-1.5	30/01/2009	ES0901445		Stage 1a	-	-	-	-	-	-	-	-	-	-	-	-	-	-	-	-	-	-	-	-	-	-	-	-	-	-	-	-	-	-	-	-	-	-	-	-	-
151.1945	-23.7816	3904	3904	1-1.5	30/01/2009	ES0901449		Stage 1a	-	-	-	-	-	-	-	-	-	-	-	-	-	-	-	-	-	-	-	-	-	-	-	-	-	-	-	-	-	-	-	-	-	-	-	-	-
151.1945	-23.7816	3904	3904	2.5-2.95	30/01/2009	ES0901449		Stage 1a	-	-	-	-	-	-	-	-	-	-	-	-	-	-	-	-	-	-	-	-	-	-	-	-	-	-	-	-	-	-	-	-	-	-	-	-	-
151.1945	-23.7816	3904	3904	2-2.5	30/01/2009	ES0901445		Stage 1a	-	-	-	-	-	-	-	-	-	-	-	-	-	-	-	-	-	-	-	-	-	-	-	-	-	-	-	-	-	-	-	-	-	-	-	-	-
151.1945	-23.7816	D01_3001	3904	0.5-1	30/01/2009	ES0901449		Stage 1a	-	-	-	-	-	-	-	-	-	-	-	-	-	-	-	-	-	-	-	-	-	-	-	-	-	-	-	-	-	-	-	-	-	-	-	-	-
151.1945	-23.7816	D02_3001	3904	1-1.5	30/01/2009	ES0901449		Stage 1a	-	-	-	-	-	-	-	-	-	-	-	-	-	-	-	-	-	-	-	-	-	-	-	-	-	-	-	-	-	-	-	-	-	-	-	-	-
151.1946	-23.7793	3899	3899	0 - 0.5	31/01/2009	ES0901445		Stage 1a	-	-	-	-	-	-	-	-	-	-	-	-	-	-	-	-	-	-	-	-	-	-	-	-	-	-	-	-	-	-	-	-	-	-	-	-	-
151.1946	-23.7793	3899	3899	0 - 0.5	31/01/2009	ES0901449		Stage 1a	-	-	-	-	-	-	-	-	-	-	-	-	-	-	-	-	-	-	-	-	-	-	-	-	-	-	-	-	-	-	-	-	-	-	-	-	-
151.1946	-23.7793	3899	3899	0.5-1	31/01/2009	ES0901445		Stage 1a	-	-	-	-	-	-	-	-	-	-	-	-	-	-	-	-	-	-	-	-	-	-	-	-	-	-	-	-	-	-	-	-	-	-	-	-	-
151.1946	-23.7793	3899	3899	0.5-1	31/01/2009	ES0901449		Stage 1a	-	-	-	-	-	-	-	-	-	-	-	-	-	-	-	-	-	-	-	-	-	-	-	-	-	-	-	-	-	-	-	-	-	-	-	-	-
151.1946	-23.7793	3899	3899	1.5-2	31/01/2009	ES0901449		Stage 1a	-	-	-	-	-	-	-	-	-	-	-	-	-	-	-	-	-	-	-	-	-	-	-	-	-	-	-	-	-	-	-	-	-	-	-	-	-
151.1946	-23.7793	3899	3899	1-1.5	31/01/2009	ES0901449		Stage 1a	-	-	-	-	-	-	-	-	-	-	-	-	-	-	-	-	-	-	-	-	-	-	-	-	-	-	-	-	-	-	-	-	-	-	-	-	-
151.1946	-23.7793	3899	3899	2.5-3	31/01/2009	ES0901445		Stage 1a	-	-	-	-	-	-	-	-	-	-	-	-	-	-	-	-	-	-	-	-	-	-	-	-	-	-	-	-	-	-	-	-	-	-	-	-	-
151.1946	-23.7793	3899	3899	2.5-3	31/01/2009	ES0901449		Stage 1a	-	-	-	-	-	-	-	-	-	-	-	-	-	-	-	-	-	-	-	-	-	-	-	-	-	-	-	-	-	-	-	-	-	-	-	-	-
151.1946	-23.7793	3899	3899	2-2.5	31/01/2009	ES0901449		Stage 1a	-	-	-	-	-	-	-	-	-	-	-	-	-	-	-	-	-	-	-	-	-	-	-	-	-	-	-	-	-	-	-	-	-	-	-	-	-
151.1946	-23.7793	3899	3899	3.5-4	31/01/2009	ES0901445		Stage 1a	-	-	-	-	-	-	-	-	-	-	-	-	-	-	-	-	-	-	-	-	-	-	-	-	-	-	-	-	-	-	-	-	-	-	-	-	-
151.1946	-23.7793	3899	3899	3-3.5	31/01/2009	ES0901445		Stage 1a	-	-	-	-	-	-	-	-	-	-	-	-	-	-	-	-	-	-	-	-	-	-	-	-	-	-	-	-	-	-	-	-	-	-	-	-	-
151.1946	-23.7793	3899	3899	3-4	31/01/2009	ES0901449		Stage 1a	-	-	-	-	-	-	-	-	-	-	-	-	-	-	-	-	-	-	-	-	-	-	-	-	-	-	-	-	-	-	-	-	-	-	-	-	-
151.1946	-23.7793	3899	3899	4.4-4.7	31/01/2009	ES0901449		Stage 1a	-	-	-	-	-	-	-	-	-	-	-	-	-	-	-	-	-	-	-	-	-	-	-	-	-	-	-	-	-	-	-	-	-	-	-	-	-
151.1946	-23.7793	3899	3899	4-4.4	31/01/2009	ES0901449		Stage 1a	-	-	-	-	-	-	-	-	-	-	-	-	-	-	-	-	-	-	-	-	-	-	-	-	-	-	-	-	-	-	-	-	-	-	-	-	-
151.1953	-23.7925	5552	5552	0 - 0.1	22/03/2009	EB0904884		Stage 1b	-	-	-	-	3.57	-	-	714	-	-	<10	-	-	1.5	-	<0.02	-	-	-	-	<1	-	<10	<0.02	-	9.3	-	-	-	<0.02	-	-	1.14	-	<2	-	-
151.1953	-23.7925	5552	5552	0 - 0.5	22/03/2009	ES0904186		Stage 1b	-	-	-	-	-	-	-	-	-	-	-	-	-	-	-	-	-	-	-	-	-	-	-	-	-	-	-	-	-	-	-	-	-	-	-	-	-
151.1953	-23.7925	5552	5552	0 - 0.5	22/03/2009	ES0904973		Stage 1b	-	-	-	-	-	-	-	-	-	-	-	-	-	-	-	-	-	-	-	-	-	-	-	-	-	-	-	-	-	-	-	-	-	-	-	-	-
151.1953	-23.7925	5552	5552	0.3-0.5	22/03/2009	EB0904884		Stage 1b	-	-	-	-	0.96	-	-	193	-	-	<10	-	-	1.5	-	<0.02	-	-	-	-	<1	-	<10	<0.02	-	8.7	-	-	-	<0.02	-	-	0.31	-	<2	-	-
151.1953	-23.7925	5552	5552	0.5-1.2	22/03/2009	ES0904186		Stage 1b	-	-	-	-	-	-	-	-	-	-	-	-	-	-	-	-	-	-	-	-	-	-	-	-	-	-	-	-	-	-	-	-	-	-	-	-	-
151.1953	-23.7925	5552	5552	0.8-1	22/03/2009	EB0904884		Stage 1b	-	-	-	-	1.3	-	-	260	-	-	17	-	-	1.5	-	0.03	-	-	-	-	<1	-	<10	<0.02	-	8.4	-	-	-	<0.02	-	-	0.42	-	<2	-	-
151.1953	-23.7925	5552_0.1	5552	0.1	22/03/2009	Field Test		Stage 1b	8.29	1.83	6.46	1	-	-	-	-	-	-	-	-	-	-	-	-	-	-	-	-	-	-	-	-	-	-	-	-	-	-	-	-	-	-	-	-
151.1953	-23.7925	5552_0.25	5552	0.25	22/03/2009	Field Test		Stage 1b	7.34	1.34	6	-	-	-	-	-	-	-	-	-	-	-	-	-	-	-	-	-	-	-	-	-	-	-	-	-	-	-	-	-	-	-	-	-
151.1953	-23.7925	5552_0.5	5552	0.5	22/03/2009	Field Test		Stage 1b	7.39	1.7	5.69	-	-	-	-	-	-	-	-	-	-	-	-	-	-	-	-	-	-	-	-	-	-	-	-	-	-	-	-	-	-	-	-	-
151.1953	-23.7925	5552_0.75	5552	0.75	22/03/2009	Field Test		Stage 1b	7.52	1.68	5.84	-	-	-	-	-	-	-	-	-	-	-	-	-	-	-	-	-	-	-	-	-	-	-	-	-	-	-	-	-	-	-	-	-
151.1953	-23.7925	5552_1	5552	1	22/03/2009	Field Test		Stage 1b	7.77	-0.66	8.43	4	-	-	-	-	-	-	-	-	-	-	-	-	-	-	-	-	-	-	-	-	-	-	-	-	-	-	-	-	-	-	-	-	-
151.1953	-23.7925	5552_1.2	5552	1.2	22/03/2009	Field Test		Stage 1b	7.11	1.32	5.79	-	-	-	-	-	-	-	-	-	-	-	-	-	-	-	-	-	-	-	-	-	-	-	-	-	-	-	-	-	-	-	-	-	-
151.1956	-23.7816	3885 (0.5-	3885	0.5-1	2/02/2009	ES0901725		Stage 1a	-	-	-	-	-	-	-	-	-	-	-	-	-	-	-	-	-	-	-	-	-	-	-	-	-	-	-	-	-	-	-	-	-	-	-	-	-
151.1956	-23.7816	3885 (0.5-	3885	0.5-1.15	2/02/2009	ES0901644		Stage 1a	-	-	-	-	-	-	-	-	-	-	-	-	-	-	-	-	-	-	-	-	-	-	-	-	-	-	-	-	-	-	-	-	-	-	-	-	-
151.1956	-23.7816	3885 (0-0.5	3885	0 - 0.5	2/02/2009	ES0901644		Stage 1a	-	-	-	-	-	-	-	-	-	-	-	-	-	-	-	-	-	-	-	-	-	-	-	-	-	-	-	-	-	-	-	-	-	-	-	-	-
151.1956	-23.7816	3885 (0-0.5	3885	0 - 0.5	2/02/2009	ES0901725		Stage 1a	-	-	-	-	-	-	-	-	-	-	-	-	-	-	-	-	-	-	-	-	-	-	-	-	-	-	-	-	-	-	-	-	-	-	-	-	-
151.1956	-23.7816	3885 (1.0-	3885	1-1.5	2/02/2009	ES0901725		Stage 1a	-	-	-	-	-	-	-	-	-	-	-	-	-	-	-	-	-	-	-	-	-	-	-	-	-	-	-	-	-	-	-	-	-	-	-	-	-
151.1956	-23.7816	3885 (1.15	3885	1.15-1.5	2/02/2009	ES0901644		Stage 1a	-	-	-	-	-	-	-	-	-	-	-	-	-	-	-	-	-	-	-	-	-	-	-	-	-	-	-	-	-	-	-	-	-	-	-	-	-
151.1956	-23.7816	3885 (1.5-	3885	1.5-2	2/02/2009	ES0901725		Stage 1a	-	-	-	-	-	-	-	-	-	-	-	-	-	-	-	-	-	-	-	-	-	-	-	-	-	-	-	-	-	-	-	-	-	-	-	-	-
151.1956	-23.7816	3885 (1.5-	3885	1.5-2.1	2/02/2009	ES0901644		Stage 1a	-	-	-	-	-	-	-	-	-	-	-	-	-	-	-	-	-	-	-	-	-	-	-	-	-	-	-	-	-	-	-	-	-	-	-	-	-
151.1956	-23.7816	3885_0.1	3885	0.1-0.1	2/02/2009	Field Test		Stage 1a	8.04	1.66	6.38	3	-	-	-	-	-	-	-	-	-	-	-	-	-	-	-	-	-	-	-	-	-	-	-	-	-	-	-	-	-	-	-	-	-
151.1956	-23.7816	3885_0.25	3885	0.25-0.25	2/02/2009	Field Test		Stage 1a	8.51	2.14	6.37	1	-	-	-	-	-	-	-	-	-	-	-	-	-	-	-	-	-	-	-	-	-	-	-	-	-	-	-	-	-	-	-	-	-
151.1956	-23.7816	3885_0.5	3885	0.5-0.5	2/02/2009	Field Test		Stage 1a	8.18	1.86	6.32	1	-	-	-	-	-	-	-	-	-	-	-	-	-	-	-	-	-	-	-	-	-	-	-	-	-	-	-	-	-	-	-	-	-
151.1956	-23.7816	3885_0.75	3885	0.75-0.75	2/02/2009	Field Test		Stage 1a	8.4	2.3	6.1	1	-	-	-	-	-	-	-	-	-	-	-	-	-	-	-	-	-	-	-	-	-	-	-	-	-	-	-	-	-	-	-	-	-
151.1956	-23.7816	3885_1	3885	1-1	2/02/2009	Field Test		Stage 1a	8.18	5.14	3.04	3	-	-	-	-	-	-	-	-	-	-	-	-	-	-	-	-	-	-	-	-	-	-	-	-	-	-	-	-	-	-	-	-	-
151.1956	-23.7816	3885_1.25	3885	1.25-1.25	2/02/2009	Field Test		Stage 1a	7.75	0.91	6.84	1	-	-	-	-	-	-	-	-	-	-	-	-	-	-	-	-	-	-	-	-	-	-	-	-	-	-	-	-	-	-	-	-	-
151.1956	-23.7816	3885_1.5	3885	1.5-1.5	2/02/2009	Field Test		Stage 1a	7.44	1.7	5.74	3	-	-	-	-	-	-	-	-	-	-	-	-	-	-	-	-	-	-	-	-	-	-	-	-	-	-	-	-	-	-	-	-	-
151.1956	-23.7816	3885_1.75	3885	1.75-1.75	2/02/2009	Field Test		Stage 1a	7.19	-0.68	7.87	4	-	-	-	-	-	-	-	-	-	-	-	-	-	-	-	-	-	-	-	-	-	-	-	-	-	-	-	-	-	-	-	-	-
151.1956	-23.7816	3885_2	3885	2-2	2/02/2009	Field Test		Stage 1a	7.58	-0.43	8.01	4	-	-	-	-	-	-	-	-	-	-	-	-	-	-	-	-	-	-	-	-	-	-	-	-	-	-	-	-	-	-	-	-	-
151.1959	-23.7838	3884	3884	0 - 0.5	30/01/2009	ES0901445		Stage 1a	-	-	-	-	-	-	-	-	-	-	-	-	-	-	-	-	-	-	-	-	-	-	-	-	-	-	-	-	-	-	-	-	-	-	-	-	-
151.1959	-23.7838	3884	3884	0 - 0.5	30/01/2009	ES0901449		Stage 1a	-	-	-	-	-	-	-	-	-	-	-	-	-	-	-	-	-	-	-	-	-	-	-	-	-	-	-	-	-	-	-	-	-	-	-	-	-
151.1959	-23.7838	3884	3884	0.5-1	30/01/2009	ES0901449		Stage 1a	-	-	-	-	-	-	-	-	-	-	-	-	-	-	-	-	-	-	-	-	-	-	-	-	-	-	-	-	-	-	-	-	-	-	-	-	-
151.1959	-23.7838	3884	3884	1.5-2	30/01/2009	ES0901449		Stage 1a	-	-	-	-	-	-	-	-	-	-	-	-	-	-	-	-	-	-	-	-	-	-	-	-	-	-	-	-	-	-	-	-	-	-	-	-	-
151.1959	-23.7838	3884	3884	1-1.5	30/01/2009	ES0901445		Stage 1a	-	-	-	-	-	-	-	-	-	-	-	-	-	-	-	-	-	-	-	-	-	-	-	-	-	-	-	-	-	-	-	-	-	-	-	-	-
151.1959	-23.7838	3884	3884	1-1.5	30/01/2009	ES0901449		Stage 1a	-	-	-	-	-	-	-	-	-	-	-	-	-	-	-	-	-	-	-	-	-	-	-	-	-	-	-	-	-	-	-	-	-	-	-	-	-
151.1959	-23.7838	3884	3884	2.5-3	30/01/2009	ES0901449		Stage 1a	-	-	-	-	-	-	-	-	-	-	-	-	-	-	-	-	-	-	-	-	-	-	-	-	-	-	-	-	-	-	-	-	-	-	-	-	-
151.1959	-23.7838	3884	3884	2-2.5	30/01/2009	ES0901445		Stage 1a	-	-	-	-	-	-	-	-	-	-	-	-	-	-	-	-	-	-	-	-	-	-	-	-	-	-	-	-	-	-	-	-	-	-	-	-	-
151.1959	-23.7838	3884	3884	2-2.5	30/01/2009	ES0901449		Stage 1a	-	-	-	-	-	-	-	-	-	-	-	-	-	-	-	-	-	-	-	-	-	-	-	-	-	-	-	-	-	-	-	-	-	-	-	-	-
151.1959	-23.7838	3884	3884	3-4	30/01/2009	ES0901449		Stage 1a	-	-	-	-	-	-	-	-	-	-	-	-	-	-	-	-	-	-	-	-	-	-	-	-	-	-	-	-	-	-	-	-	-	-	-	-	-
151.1959	-23.7838	3884	3884	4.4-5.4	30/01/2009	ES0901449		Stage 1a	-	-	-	-	-	-	-	-	-	-	-	-	-	-	-	-	-	-	-	-	-	-	-	-	-	-	-	-	-	-	-	-	-	-	-	-	-
151.1959	-23.7838	3884	3884	4-4.4	30/01/2009	ES0901449		Stage 1a	-	-	-	-	-	-	-	-	-	-	-	-	-	-	-	-	-	-	-	-	-	-	-	-	-	-	-	-	-	-	-	-	-	-	-	-	-
151.1959	-23.7838	3884	3884	4-4.5	30/01/2009	ES0901445		Stage 1a	-	-	-	-	-	-	-	-	-	-	-	-	-	-	-	-	-	-	-	-	-	-	-	-	-	-	-	-	-	-	-	-	-	-	-	-	-
151.1968	-23.7843	3874	3874	0 - 0.5	30/01/2009	ES0901445		Stage 1a	-	-	-	-	-	-	-	-	-	-	-	-	-	-	-	-	-	-	-	-	-	-	-	-	-	-	-	-	-	-	-	-	-	-	-	-	-

									ASS Field Test				ASS																															
									pH (F)	pH Change	pH OX	Reaction Rate	Acid Neutralising Capacity	Acid Reacted Calcium	Acid Reacted Magnesium	acidity - Acid Neutralising Capacity (19A2)	acidity - Acid Reacted Calcium	acidity - Acid Reacted Magnesium	acidity - Chromium Reducible Sulfur (a-22B)	acidity - Excess Acid Neutralising Capacity	acidity - Peroxide Oxidisable Sulfur	ANC Fineness Factor	Calcium in Peroxide	Chromium Reducible Sulfur	Excess Acid Neutralising Capacity	KCl Extractable Calcium	KCl Extractable Magnesium	KCl Extractable Sulfur	Liming Rate	Magnesium in Peroxide	Net Acidity (acidity units)	Net Acidity (sulfur units)	Peroxide Oxidisable Sulfur	pH KCl	sulfidic - Acid Reacted Calcium	sulfidic - Acid Reacted Magnesium	sulfidic - Excess Acid Neutralising Capacity	sulfidic - Titratable Actual Acidity	sulfidic - Titratable Peroxide Acidity	sulfidic - Titratable Sulfidic Acidity	sulfidic-Acid Neutral	Sulfur in Peroxide	Titratable Actual Acidity	Titratable Peroxide Acidity	Titratable Sulfidic Acidity
									pH Unit	pH Units	pH Unit	Units	m H+/t	%	%	mol h+/t	mole H+/t	mole H+/t	m H+/t	mole H+/t	mole H+/t	-	%	% S	%	%	%	%	kg CaCO3/t	%	mole H+/t	%S	%	pH Unit	% S	%S	%S	%S	%S	%S	%	mole H+/t	mole H+/t	mole H+/t
EQL									0.1		0.1	1	0.01	0.02	0.02	10	10	10	10	10	10	0.5	0.02	0.02	0.02	0.02	0.02	0.02	1	0.02	10	0.02	0.02	0.1	0.01	0.02	0.02	0.02	0.02	0.02	0.01	0.02	2	2	2
National Assessment Guidelines for Dredging- Maximum																																												
National Assessment Guidelines for Dredging- Screening																																												
QASSIT 1998 (Field Screen)									5-14	1	5-14	2																																
QASSIT 1998 (Minimum)																															18	0.03												
x coord	**y coord**	**Field ID**	**Core #**	**Depth (m)**	**Date Sample**	**SDG**	**GC Borelog Approved**	**Purpose**																																				
151.1968	-23.7843	3874	3874	0 - 0.5	30/01/2009	ES0901449		Stage 1a	-	-	-	-	-	-	-	-	-	-	-	-	-	-	-	-	-	-	-	-	-	-	-	-	-	-	-	-	-	-	-	-	-	-	-	-
151.1968	-23.7843	3874	3874	0.5-1	30/01/2009	ES0901449		Stage 1a	-	-	-	-	-	-	-	-	-	-	-	-	-	-	-	-	-	-	-	-	-	-	-	-	-	-	-	-	-	-	-	-	-	-	-	-
151.1968	-23.7843	3874	3874	1.5-2	30/01/2009	ES0901449		Stage 1a	-	-	-	-	-	-	-	-	-	-	-	-	-	-	-	-	-	-	-	-	-	-	-	-	-	-	-	-	-	-	-	-	-	-	-	-
151.1968	-23.7843	3874	3874	1-1.5	30/01/2009	ES0901445		Stage 1a	-	-	-	-	-	-	-	-	-	-	-	-	-	-	-	-	-	-	-	-	-	-	-	-	-	-	-	-	-	-	-	-	-	-	-	-
151.1968	-23.7843	3874	3874	1-1.5	30/01/2009	ES0901449		Stage 1a	-	-	-	-	-	-	-	-	-	-	-	-	-	-	-	-	-	-	-	-	-	-	-	-	-	-	-	-	-	-	-	-	-	-	-	-
151.1968	-23.7843	3874	3874	2-2.5	30/01/2009	ES0901445		Stage 1a	-	-	-	-	-	-	-	-	-	-	-	-	-	-	-	-	-	-	-	-	-	-	-	-	-	-	-	-	-	-	-	-	-	-	-	-
151.1968	-23.7843	3874	3874	2-3	30/01/2009	ES0901449		Stage 1a	-	-	-	-	-	-	-	-	-	-	-	-	-	-	-	-	-	-	-	-	-	-	-	-	-	-	-	-	-	-	-	-	-	-	-	-
151.1968	-23.7843	3874	3874	3.6-4	30/01/2009	ES0901449		Stage 1a	-	-	-	-	-	-	-	-	-	-	-	-	-	-	-	-	-	-	-	-	-	-	-	-	-	-	-	-	-	-	-	-	-	-	-	-
151.1968	-23.7843	3874	3874	3-3.6	30/01/2009	ES0901449		Stage 1a	-	-	-	-	-	-	-	-	-	-	-	-	-	-	-	-	-	-	-	-	-	-	-	-	-	-	-	-	-	-	-	-	-	-	-	-
151.1968	-23.7843	3874	3874	4-4.2	30/01/2009	ES0901449		Stage 1a	-	-	-	-	-	-	-	-	-	-	-	-	-	-	-	-	-	-	-	-	-	-	-	-	-	-	-	-	-	-	-	-	-	-	-	-
151.1968	-23.7843	3874	3874	4-4.2	31/01/2009	ES0901445		Stage 1a	-	-	-	-	-	-	-	-	-	-	-	-	-	-	-	-	-	-	-	-	-	-	-	-	-	-	-	-	-	-	-	-	-	-	-	-
151.1969	-23.7937	5543	5543	0 - 0.1	23/02/2009	EB0903095		Stage 1b	-	-	-	-	0.4	-	-	80	-	-	<10	-	-	1.5	-	<0.02	-	-	-	-	<1	-	<10	<0.02	-	8.8	-	-	-	<0.02	-	-	0.13	-	<2	-	-
151.1969	-23.7937	5543	5543	0 - 0.5	23/02/2009	ES0902674		Stage 1b	-	-	-	-	-	-	-	-	-	-	-	-	-	-	-	-	-	-	-	-	-	-	-	-	-	-	-	-	-	-	-	-	-	-	-	-
151.1969	-23.7937	5543	5543	0 - 0.5	23/02/2009	ES0903492		Stage 1b	-	-	-	-	-	-	-	-	-	-	-	-	-	-	-	-	-	-	-	-	-	-	-	-	-	-	-	-	-	-	-	-	-	-	-	-
151.1969	-23.7937	5543	5543	0.3-0.5	23/02/2009	EB0903095		Stage 1b	-	-	-	-	0.38	-	-	75	-	-	<10	-	-	1.5	-	<0.02	-	-	-	-	<1	-	<10	<0.02	-	7	-	-	-	<0.02	-	-	0.12	-	<2	-	-
151.1969	-23.7937	5543	5543	0.5-1	23/02/2009	ES0902674		Stage 1b	-	-	-	-	-	-	-	-	-	-	-	-	-	-	-	-	-	-	-	-	-	-	-	-	-	-	-	-	-	-	-	-	-	-	-	-
151.1969	-23.7937	5543	5543	0.8-1	23/02/2009	EB0903095		Stage 1b	-	-	-	-	0.12	-	-	25	-	-	<10	-	-	1.5	-	<0.02	-	-	-	-	<1	-	<10	<0.02	-	6.5	-	-	-	<0.02	-	-	0.04	-	<2	-	-
151.1969	-23.7937	5543	5543	1-1.3	23/02/2009	ES0902674		Stage 1b	-	-	-	-	-	-	-	-	-	-	-	-	-	-	-	-	-	-	-	-	-	-	-	-	-	-	-	-	-	-	-	-	-	-	-	-
151.1969	-23.7937	5543_0.1	5543	0.1	23/02/2009	Field Test		Stage 1b	8.03	-0.32	8.35	3	-	-	-	-	-	-	-	-	-	-	-	-	-	-	-	-	-	-	-	-	-	-	-	-	-	-	-	-	-	-	-	-
151.1969	-23.7937	5543_0.25	5543	0.25	23/02/2009	Field Test		Stage 1b	7.77	2.25	5.52	-	-	-	-	-	-	-	-	-	-	-	-	-	-	-	-	-	-	-	-	-	-	-	-	-	-	-	-	-	-	-	-	-
151.1969	-23.7937	5543_0.5	5543	0.5	23/02/2009	Field Test		Stage 1b	6.74	1.31	5.43	-	-	-	-	-	-	-	-	-	-	-	-	-	-	-	-	-	-	-	-	-	-	-	-	-	-	-	-	-	-	-	-	-
151.1969	-23.7937	5543_0.75	5543	0.75	23/02/2009	Field Test		Stage 1b	6.77	1.4	5.37	-	-	-	-	-	-	-	-	-	-	-	-	-	-	-	-	-	-	-	-	-	-	-	-	-	-	-	-	-	-	-	-	-
151.1969	-23.7937	5543_1	5543	1	23/02/2009	Field Test		Stage 1b	6.87	1.38	5.49	-	-	-	-	-	-	-	-	-	-	-	-	-	-	-	-	-	-	-	-	-	-	-	-	-	-	-	-	-	-	-	-	-
151.1969	-23.7937	5543_1.25	5543	1.25	23/02/2009	Field Test		Stage 1b	7.21	1.87	5.34	-	-	-	-	-	-	-	-	-	-	-	-	-	-	-	-	-	-	-	-	-	-	-	-	-	-	-	-	-	-	-	-	-
151.1974	-23.783	3867	3867	0 - 0.5	5/02/2009	ES0901988		Stage 1a	-	-	-	-	-	-	-	-	-	-	-	-	-	-	-	-	-	-	-	-	-	-	-	-	-	-	-	-	-	-	-	-	-	-	-	-
151.1974	-23.783	3867	3867	1.4-1.6	5/02/2009	ES0901988		Stage 1a	-	-	-	-	-	-	-	-	-	-	-	-	-	-	-	-	-	-	-	-	-	-	-	-	-	-	-	-	-	-	-	-	-	-	-	-
151.1974	-23.783	3867	3867	2.1-2.4	5/02/2009	ES0901988		Stage 1a	-	-	-	-	-	-	-	-	-	-	-	-	-	-	-	-	-	-	-	-	-	-	-	-	-	-	-	-	-	-	-	-	-	-	-	-
151.1974	-23.783	3867 (0.0-0	3867	0 - 0.5	5/02/2009	ES0901814		Stage 1a	-	-	-	-	-	-	-	-	-	-	-	-	-	-	-	-	-	-	-	-	-	-	-	-	-	-	-	-	-	-	-	-	-	-	-	-
151.1974	-23.783	3867 (0.5-1	3867	0.5-1	5/02/2009	ES0901814		Stage 1a	-	-	-	-	-	-	-	-	-	-	-	-	-	-	-	-	-	-	-	-	-	-	-	-	-	-	-	-	-	-	-	-	-	-	-	-
151.1974	-23.783	3867 (1.0-1	3867	1-1.5	5/02/2009	ES0901814		Stage 1a	-	-	-	-	-	-	-	-	-	-	-	-	-	-	-	-	-	-	-	-	-	-	-	-	-	-	-	-	-	-	-	-	-	-	-	-
151.1974	-23.783	3867 (1.5-2	3867	1.5-2	5/02/2009	ES0901814		Stage 1a	-	-	-	-	-	-	-	-	-	-	-	-	-	-	-	-	-	-	-	-	-	-	-	-	-	-	-	-	-	-	-	-	-	-	-	-
151.1974	-23.783	3867 (2.0-2	3867	2-3	5/02/2009	ES0901814		Stage 1a	-	-	-	-	-	-	-	-	-	-	-	-	-	-	-	-	-	-	-	-	-	-	-	-	-	-	-	-	-	-	-	-	-	-	-	-
151.1974	-23.783	3867_0.1	3867	0.1-0.1	5/02/2009	Field Test		Stage 1a	8.29	1.95	6.34	2	-	-	-	-	-	-	-	-	-	-	-	-	-	-	-	-	-	-	-	-	-	-	-	-	-	-	-	-	-	-	-	-
151.1974	-23.783	3867_0.25	3867	0.25-0.25	5/02/2009	Field Test		Stage 1a	8.42	2.24	6.18	1	-	-	-	-	-	-	-	-	-	-	-	-	-	-	-	-	-	-	-	-	-	-	-	-	-	-	-	-	-	-	-	-
151.1974	-23.783	3867_0.5	3867	0.5-0.5	5/02/2009	Field Test		Stage 1a	9.09	2.82	6.27	1	-	-	-	-	-	-	-	-	-	-	-	-	-	-	-	-	-	-	-	-	-	-	-	-	-	-	-	-	-	-	-	-
151.1974	-23.783	3867_0.75	3867	0.75-0.75	5/02/2009	Field Test		Stage 1a	8.3	2.78	5.52	2	-	-	-	-	-	-	-	-	-	-	-	-	-	-	-	-	-	-	-	-	-	-	-	-	-	-	-	-	-	-	-	-
151.1974	-23.783	3867_1	3867	1-1	5/02/2009	Field Test		Stage 1a	7.66	1.44	6.22	2	-	-	-	-	-	-	-	-	-	-	-	-	-	-	-	-	-	-	-	-	-	-	-	-	-	-	-	-	-	-	-	-
151.1974	-23.783	3867_1.25	3867	1.25-1.25	5/02/2009	Field Test		Stage 1a	8	1.92	6.08	2	-	-	-	-	-	-	-	-	-	-	-	-	-	-	-	-	-	-	-	-	-	-	-	-	-	-	-	-	-	-	-	-
151.1974	-23.783	3867_1.5	3867	1.5-1.5	5/02/2009	Field Test		Stage 1a	7.72	1.77	5.95	1	-	-	-	-	-	-	-	-	-	-	-	-	-	-	-	-	-	-	-	-	-	-	-	-	-	-	-	-	-	-	-	-
151.1974	-23.783	3867_1.75	3867	1.75-1.75	5/02/2009	Field Test		Stage 1a	7.78	2.39	5.39	1	-	-	-	-	-	-	-	-	-	-	-	-	-	-	-	-	-	-	-	-	-	-	-	-	-	-	-	-	-	-	-	-
151.1974	-23.783	3867_2	3867	2-2	5/02/2009	Field Test		Stage 1a	7.81	2.43	5.38	1	-	-	-	-	-	-	-	-	-	-	-	-	-	-	-	-	-	-	-	-	-	-	-	-	-	-	-	-	-	-	-	-
151.1974	-23.783	3867_2.25	3867	2.25-2.25	5/02/2009	Field Test		Stage 1a	7.23	1.15	6.08	1	-	-	-	-	-	-	-	-	-	-	-	-	-	-	-	-	-	-	-	-	-	-	-	-	-	-	-	-	-	-	-	-
151.1974	-23.783	3867_2.5	3867	2.5-2.5	5/02/2009	Field Test		Stage 1a	7.52	1.39	6.13	1	-	-	-	-	-	-	-	-	-	-	-	-	-	-	-	-	-	-	-	-	-	-	-	-	-	-	-	-	-	-	-	-
151.1974	-23.783	3867_2.75	3867	2.75-2.75	5/02/2009	Field Test		Stage 1a	7.5	1.8	5.7	1	-	-	-	-	-	-	-	-	-	-	-	-	-	-	-	-	-	-	-	-	-	-	-	-	-	-	-	-	-	-	-	-
151.1974	-23.783	3867_3	3867	3-3	5/02/2009	Field Test		Stage 1a	7.09	1.06	6.03	1	-	-	-	-	-	-	-	-	-	-	-	-	-	-	-	-	-	-	-	-	-	-	-	-	-	-	-	-	-	-	-	-
151.1974	-23.783	DO6_0502	3867	0 - 0.5	5/02/2009	ES0901814		Stage 1a	-	-	-	-	-	-	-	-	-	-	-	-	-	-	-	-	-	-	-	-	-	-	-	-	-	-	-	-	-	-	-	-	-	-	-	-
151.1979	-23.784	3865	3865	0 - 0.1	10/02/2009	EB0902477		Stage 1a	-	-	-	-	8.43	-	-	1680	-	-	22	-	-	1.5	-	0.04	-	-	-	-	<1	-	<10	<0.02	-	9.1	-	-	-	<0.02	-	-	2.7	-	<2	-	-
151.1979	-23.784	3865	3865	0 - 0.5	10/02/2009	ES0901962		Stage 1a	-	-	-	-	-	-	-	-	-	-	-	-	-	-	-	-	-	-	-	-	-	-	-	-	-	-	-	-	-	-	-	-	-	-	-	-
151.1979	-23.784	3865	3865	0 - 0.5	10/02/2009	ES0902353		Stage 1a	-	-	-	-	-	-	-	-	-	-	-	-	-	-	-	-	-	-	-	-	-	-	-	-	-	-	-	-	-	-	-	-	-	-	-	-
151.1979	-23.784	3865	3865	0.3-0.5	10/02/2009	EB0902477		Stage 1a	-	-	-	-	4.12	-	-	823	-	-	<10	-	-	1.5	-	<0.02	-	-	-	-	<1	-	<10	<0.02	-	9.3	-	-	-	<0.02	-	-	1.32	-	<2	-	-
151.1979	-23.784	3865	3865	0.5-1	10/02/2009	ES0901962		Stage 1a	-	-	-	-	-	-	-	-	-	-	-	-	-	-	-	-	-	-	-	-	-	-	-	-	-	-	-	-	-	-	-	-	-	-	-	-
151.1979	-23.784	3865	3865	0.8-1	10/02/2009	EB0902477		Stage 1a	-	-	-	-	5.43	-	-	1080	-	-	<10	-	-	1.5	-	<0.02	-	-	-	-	<1	-	<10	<0.02	-	9.4	-	-	-	<0.02	-	-	1.74	-	<2	-	-
151.1979	-23.784	3865	3865	1.2-1.5	10/02/2009	ES0901962		Stage 1a	-	-	-	-	-	-	-	-	-	-	-	-	-	-	-	-	-	-	-	-	-	-	-	-	-	-	-	-	-	-	-	-	-	-	-	-
151.1979	-23.784	3865	3865	1.3-1.5	10/02/2009	EB0902477		Stage 1a	-	-	-	-	20.3	-	-	4050	-	-	47	-	-	1.5	-	0.08	-	-	-	-	<1	-	<10	<0.02	-	9.3	-	-	-	<0.02	-	-	6.5	-	<2	-	-
151.1979	-23.784	3865	3865	1.5-1.9	10/02/2009	ES0901962		Stage 1a	-	-	-	-	-	-	-	-	-	-	-	-	-	-	-	-	-	-	-	-	-	-	-	-	-	-	-	-	-	-	-	-	-	-	-	-
151.1979	-23.784	3865	3865	1.8-2	10/02/2009	EB0902477		Stage 1a	-	-	-	-	19.8	-	-	3960	-	-	60	-	-	1.5	-	0.1	-	-	-	-	<1	-	<10	<0.02	-	9.2	-	-	-	<0.02	-	-	6.35	-	<2	-	-
151.1979	-23.784	3865	3865	1.9-2.45	10/02/2009	ES0901962		Stage 1a	-	-	-	-	-	-	-	-	-	-	-	-	-	-	-	-	-	-	-	-	-	-	-	-	-	-	-	-	-	-	-	-	-	-	-	-
151.1979	-23.784	3865	3865	1-1.2	10/02/2009	ES0901962		Stage 1a	-	-	-	-	-	-	-	-	-	-	-	-	-	-	-	-	-	-	-	-	-	-	-	-	-	-	-	-	-	-	-	-	-	-	-	-
151.1979	-23.784	3865	3865	1-1.5	10/02/2009	ES0902353		Stage 1a	-	-	-	-	-	-	-	-	-	-	-	-	-	-	-	-	-	-	-	-	-	-	-	-	-	-	-	-	-	-	-	-	-	-	-	-
151.1979	-23.784	3865	3865	2.3-2.5	10/02/2009	EB0902477		Stage 1a	-	-	-	-	10.2	-	-	2040	-	-	121	-	-	1.5	-	0.19	-	-	-	-	<1	-	<10	<0.02	-	9.1	-	-	-	<0.02	-	-	3.28	-	<2	-	-
151.1979	-23.784	3865	3865	2.45-3.55	10/02/2009	ES0901962		Stage 1a	-	-	-	-	-	-	-	-	-	-	-	-	-	-	-	-	-	-	-	-	-	-	-	-	-	-	-	-	-	-	-	-	-	-	-	-
151.1979	-23.784	3865	3865	2.5-3	10/02/2009	ES0902353		Stage 1a	-	-	-	-	-	-	-	-	-	-	-	-	-	-	-	-	-	-	-	-	-	-	-	-	-	-	-	-	-	-	-	-	-	-	-	-
151.1979	-23.784	3865	3865	2.8-3	10/02/2009	EB0902477		Stage 1a	-	-	-	-	30.8	-	-	6160	-	-	<10	-	-	1.5	-	<0.02	-	-	-	-	<1	-	<10	<0.02	-	9.3	-	-	-	<0.02	-	-	9.88	-	<2	-	-
151.1979	-23.784	3865	3865	3.3-3.5	10/02/2009	EB0902477		Stage 1a	-	-	-	-	29.5	-	-	5900	-	-	<10	-	-	1.5	-	<0.02	-	-	-	-	<1	-	<10	<0.02	-	9.1	-	-	-	<0.02	-	-	9.45	-	<2	-	-
151.1979	-23.784	3865_0.1	3865	0.1-0.1	10/02/2009	Field Test		Stage 1a	7.75	0.94	6.81	1	-	-	-	-	-	-	-	-	-	-	-	-	-	-	-	-	-	-	-	-	-	-	-	-	-	-	-	-	-	-	-	-
151.1979	-23.784	3865_0.25	3865	0.25-0.25	10/02/2009	Field Test		Stage 1a	8.07	1.03	7.04	1	-	-	-	-	-	-	-	-	-	-	-	-	-	-	-	-	-	-	-	-	-	-	-	-	-	-	-	-	-	-	-	-
151.1979	-23.784	3865_0.5	3865	0.5-0.5	10/02/2009	Field Test		Stage 1a	7.83	1.31	6.52	1	-	-	-	-	-	-	-	-	-	-	-	-	-	-	-	-	-	-	-	-	-	-	-	-	-	-	-	-	-	-	-	-
151.1979	-23.784	3865_0.75	3865	0.75-0.75	10/02/2009	Field Test		Stage 1a	7.8	1.22	6.58	1	-	-	-	-	-	-	-	-	-	-	-	-	-	-	-	-	-	-	-	-	-	-	-	-	-	-	-	-	-	-	-	-
151.1979	-23.784	3865_1	3865	1-1	10/02/2009	Field Test		Stage 1a	7.94	1.45	6.49	2	-	-	-	-	-	-	-	-	-	-	-	-	-	-	-	-	-	-	-	-	-	-	-	-	-	-	-	-	-	-	-	-
151.1979	-23.784	3865_1.25	3865	1.25-1.25	10/02/2009	Field Test		Stage 1a	8.04	1.8	6.24	3	-	-	-	-	-	-	-	-	-	-	-	-	-	-	-	-	-	-	-	-	-	-	-	-	-	-	-	-	-	-	-	-
151.1979	-23.784	3865_1.5	3865	1.5-1.5	10/02/2009	Field Test		Stage 1a	7.73	1.44	6.29	1	-	-	-	-	-	-	-	-	-	-	-	-	-	-	-	-	-	-	-	-	-	-	-	-	-	-	-	-	-	-	-	-
151.1979	-23.784	3865_1.75	3865	1.75-1.75	10/02/2009	Field Test		Stage 1a	7.81	1.43	6.38	2	-	-	-	-	-	-	-	-	-	-	-	-	-	-	-	-	-	-	-	-	-	-	-	-	-	-	-	-	-	-	-	-
151.1979	-23.784	3865_2	3865	2-2	10/02/2009	Field Test		Stage 1a	8.18	1.9	6.28	3	-	-	-	-	-	-	-	-	-	-	-	-	-	-	-	-	-	-	-	-	-	-	-	-	-	-	-	-	-	-	-	-
151.1979	-23.784	3865_2.25	3865	2.25-2.25	10/02/2009	Field Test		Stage 1a	7.94	1.89	6.05	3	-	-	-	-	-	-	-	-	-	-	-	-	-	-	-	-	-	-	-	-	-	-	-	-	-	-	-	-	-	-	-	-
151.1979	-23.784	3865_2.5	3865	2.5-2.5	10/02/2009	Field Test		Stage 1a	7.75	1.43	6.32	1	-	-	-	-	-	-	-	-	-	-	-	-	-	-	-	-	-	-	-	-	-	-	-	-	-	-	-	-	-	-	-	-
151.1979	-23.784	3865_2.75	3865	2.75-2.75	10/02/2009	Field Test		Stage 1a	8.34	2.41	5.93	-	-	-	-	-	-	-	-	-	-	-	-	-	-	-	-	-	-	-	-	-	-	-	-	-	-	-	-	-	-	-	-	-
151.1979	-23.784	3865_3	3865	3-3	10/02/2009	Field Test		Stage 1a	7.58	1.24	6.34	-	-	-	-	-	-	-	-	-	-	-	-	-	-	-	-	-	-	-	-	-	-	-	-	-	-	-	-	-	-	-	-	-
151.1979	-23.784	3865_3.25	3865	3.25-3.25	10/02/2009	Field Test		Stage 1a	7.16	1.58	5.58	-	-	-	-	-	-	-	-	-	-	-	-	-	-	-	-	-	-	-	-	-	-	-	-	-	-	-	-	-	-	-	-	-
151.1979	-23.784	3865_3.5	3865	3.5-3.5	10/02/2009	Field Test		Stage 1a	7.21	1.54	5.67	-	-	-	-	-	-	-	-	-	-	-	-	-	-	-	-	-	-	-	-	-	-	-	-	-	-	-	-	-	-	-	-	-
151.1984	-23.7843	3862	3862	0 - 0.1	9/02/2009	EB0902477		Stage 1a	-	-	-	-	8.32	-	-	1660	-	-	17	-	-	1.5	-	0.03	-	-	-	-	<1	-	<10	<0.02	-	9.2	-	-	-	<0.02	-	-	2.66	-	<2	-	-
151.1984	-23.7843	3862	3862	0 - 0.5	10/02/2009	ES0901962		Stage 1a	-	-	-	-	-	-	-	-	-	-	-	-	-	-	-	-	-	-	-	-	-	-	-	-	-	-	-	-	-	-	-	-	-	-	-	-
151.1984	-23.7843	3862	3862	0 - 0.5	10/02/2009	ES0902353		Stage 1a	-	-	-	-	-	-	-	-	-	-	-	-	-	-	-	-	-	-	-	-	-	-	-	-	-	-	-	-	-	-	-	-	-	-	-	-
151.1984	-23.7843	3862	3862	0.3-0.5	9/02/2009	EB0902477		Stage 1a	-	-	-	-	11.8	-	-	2360	-	-	12	-	-	1.5	-	<0.02	-	-	-	-	<1	-	<10	<0.02	-	9.3	-	-	-	<0.02	-	-	3.79	-	<2	-	-
151.1984	-23.7843	3862	3862	0.5-0.8	10/02/2009	ES0901962		Stage 1a	-	-	-	-	-	-	-	-	-	-	-	-	-	-	-	-	-	-	-	-	-	-	-	-	-	-	-	-	-	-	-	-	-	-	-	-
151.1984	-23.7843	3862	3862	0.8-1	9/02/2009	EB0902477		Stage 1a	-	-	-	-	22	-	-	4400	-	-	114	-	-	1.5	-	0.18	-	-	-	-	<1	-	<10	<0.02	-	9.1	-	-	-	<0.02	-	-	7.06	-	<2	-	-
151.1984	-23.7843	3862	3862	0.8-1.45	10/02/2009	ES0901962		Stage 1a	-	-	-	-	-	-	-	-	-	-	-	-	-	-	-	-	-	-	-	-	-	-	-	-	-	-	-	-	-	-	-	-	-	-	-	-
151.1984	-23.7843	3862	3862	1.3-1.5	9/02/2009	EB0902477		Stage 1a	-	-	-	-	8.54	-	-	1710	-	-	263	-	-	1.5	-	0.42	-	-	-	-	<1	-	<10	<0.02	-	8.8	-	-	-	<0.02	-	-	2.73	-	<2	-	-
151.1984	-23.7843	3862	3862	1.45-2	10/02/2009	ES0901962		Stage 1a	-	-	-	-	-	-	-	-	-	-	-	-	-	-	-	-	-	-	-	-	-	-	-	-	-	-	-	-	-	-	-	-	-	-	-	-
151.1984	-23.7843	3862	3862	1.8-2	9/02/2009	EB0902477		Stage 1a	-	-	-	-	14.8	-	-	2960	-	-	<10	-	-	1.5	-	<0.02	-	-	-	-	<1	-	<10	<0.02	-	9.2	-	-	-	<0.02	-	-	4.75	-	<2	-	-
151.1984	-23.7843	3862	3862	1-1.5	10/02/2009	ES0902353		Stage 1a	-	-	-	-	-	-	-	-	-	-	-	-	-	-	-	-	-	-	-	-	-	-	-	-	-	-	-	-	-	-	-	-	-	-	-	-
151.1984	-23.7843	3862	3862	2.3-2.5	9/02/2009	EB0902477		Stage 1a	-	-	-	-	15	-	-	3010	-	-	12	-	-	1.5	-	<0.02	-	-	-	-	<1	-	<10	<0.02	-	9.2	-	-	-	<0.02	-	-	4.82	-	<2	-	-
151.1984	-23.7843	3862	3862	2.5-3	10/02/2009	ES0902353		Stage 1a	-	-	-	-	-	-	-	-	-	-	-	-	-	-	-	-	-	-	-	-	-	-	-	-	-	-	-	-	-	-	-	-	-	-	-	-
151.1984	-23.7843	3862	3862	2.9-3.2	9/02/2009	EB0902477		Stage 1a	-	-	-	-	14.6	-	-	2930	-	-	<10	-	-	1.5	-	<0.02	-	-	-	-	<1	-	<10	<0.02	-	7.7	-	-	-	<0.02	-	-	4.69	-	<2	-	-
151.1984	-23.7843	3862	3862	2-2.5	10/02/2009	ES0902353		Stage 1a	-	-	-	-	-	-	-	-	-	-	-	-	-	-	-	-	-	-	-	-	-	-	-	-	-	-	-	-	-	-	-	-	-	-	-	-
151.1984	-23.7843	3862	3862	2-3	10/02/2009	ES0901962		Stage 1a	-	-	-	-	-	-	-	-	-	-	-	-	-	-	-	-	-	-	-	-	-	-	-	-	-	-	-	-	-	-	-	-	-	-	-	-
151.1984	-23.7843	3862	3862	3-3.2	10/02/2009	ES0901962		Stage 1a	-	-	-	-	-	-	-	-	-	-	-	-	-	-	-	-	-	-	-	-	-	-	-	-	-	-	-	-	-	-	-	-	-	-	-	-
151.1984	-23.7843	3862_0.1	3862	0.1-0.1	9/02/2009	Field Test		Stage 1a	8.35	1.72	6.63	3	-	-	-	-	-	-	-	-	-	-	-	-	-	-	-	-	-	-	-	-	-	-	-	-	-	-	-	-	-	-	-	-
151.1984	-23.7843	3862_0.25	3862	0.25-0.25	9/02/2009	Field Test		Stage 1a	7.47	1.12	6.35	2	-	-	-	-	-	-	-	-	-	-	-	-	-	-	-	-	-	-	-	-	-	-	-	-	-	-	-	-	-	-	-	-

									ASS Field Test				ASS																														
									pH (F)	pH Change	pH OX	Reaction Rate	Acid Neutralising Capacity	Acid Reacted Calcium	Acid Reacted Magnesium	acidity - Acid Neutralising Capacity (19A2)	acidity - Acid Reacted Calcium	acidity - Acid Reacted Magnesium	acidity - Chromium Reducible Sulfur (a-22B)	acidity - Excess Acid Neutralising Capacity	acidity - Peroxide Oxidisable Sulfur	ANC Fineness Factor	Calcium in Peroxide	Chromium Reducible Sulfur	Excess Acid Neutralising Capacity	KCl Extractable Calcium	KCl Extractable Magnesium	KCl Extractable Sulfur	Liming Rate	Magnesium in Peroxide	Net Acidity (acidity units)	Net Acidity (sulfur units)	Peroxide Oxidisable Sulfur	pH KCl	sulfidic - Acid Reacted Calcium	sulfidic - Acid Reacted Magnesium	sulfidic - Excess Acid Neutralising Capacity	sulfidic - Titratable Actual Acidity	sulfidic - Titratable Peroxide Acidity	sulfidic - Titratable Sulfidic Acidity	sulfidic-Acid Neutral	Sulfur in Peroxide	Titratable Actual Acidity	Titratable Peroxide Acidity	Titratable Sulfidic Acidity
									pH Unit	pH Units	pH Unit	Units	m H+/t	%	%	mol h+/t	mole H+/t	mole H+/t	m H+/t	mole H+/t	mole H+/t	-	%	% S	%	%	%	%	kg CaCO3/t	%	mole H+/t	%S	%	pH Unit	% S	%S	%S	%S	%S	%S	%S	%	mole H+/t	mole H+/t	mole H+/t
EQL									0.1		0.1	1	0.01	0.02	0.02	10	10	10	10	10	10	0.5	0.02	0.02	0.02	0.02	0.02	0.02	1	0.02	10	0.02	0.02	0.1	0.01	0.02	0.02	0.02	0.02	0.02	0.01	0.02	2	2	2
National Assessment Guidelines for Dredging- Maximum																																											
National Assessment Guidelines for Dredging- Screening																																											
QASSIT 1998 (Field Screen)									5-14	1	5-14	2																															
QASSIT 1998 (Minimum)																															18	0.03											
x coord	y coord	Field ID	Core #	Depth (m)	Date Sample	SDG	GC Borelog Approved	Purpose																																			
151.1984	-23.7843	3862_0.5	3862	0.5-0.5	9/02/2009	Field Test		Stage 1a	7.3	0.97	6.33	2	-	-	-	-	-	-	-	-	-	-	-	-	-	-	-	-	-	-	-	-	-	-	-	-	-	-	-	-	-	-	-
151.1984	-23.7843	3862_0.75	3862	0.75-0.75	9/02/2009	Field Test		Stage 1a	7.57	1.28	6.29	1	-	-	-	-	-	-	-	-	-	-	-	-	-	-	-	-	-	-	-	-	-	-	-	-	-	-	-	-	-	-	-
151.1984	-23.7843	3862_1	3862	1-1	9/02/2009	Field Test		Stage 1a	7.46	2.2	5.26	3	-	-	-	-	-	-	-	-	-	-	-	-	-	-	-	-	-	-	-	-	-	-	-	-	-	-	-	-	-	-	-
151.1984	-23.7843	3862_1.25	3862	1.25-1.25	9/02/2009	Field Test		Stage 1a	7.33	1.55	5.78	1	-	-	-	-	-	-	-	-	-	-	-	-	-	-	-	-	-	-	-	-	-	-	-	-	-	-	-	-	-	-	-
151.1984	-23.7843	3862_1.5	3862	1.5-1.5	9/02/2009	Field Test		Stage 1a	7.23	0.76	6.47	1	-	-	-	-	-	-	-	-	-	-	-	-	-	-	-	-	-	-	-	-	-	-	-	-	-	-	-	-	-	-	-
151.1984	-23.7843	3862_1.75	3862	1.75-1.75	9/02/2009	Field Test		Stage 1a	7.34	0.67	6.67	-	-	-	-	-	-	-	-	-	-	-	-	-	-	-	-	-	-	-	-	-	-	-	-	-	-	-	-	-	-	-	-
151.1984	-23.7843	3862_2	3862	2-2	9/02/2009	Field Test		Stage 1a	7.42	1.13	6.29	-	-	-	-	-	-	-	-	-	-	-	-	-	-	-	-	-	-	-	-	-	-	-	-	-	-	-	-	-	-	-	-
151.1984	-23.7843	3862_2.25	3862	2.25-2.25	9/02/2009	Field Test		Stage 1a	7.47	0.94	6.53	1	-	-	-	-	-	-	-	-	-	-	-	-	-	-	-	-	-	-	-	-	-	-	-	-	-	-	-	-	-	-	-
151.1984	-23.7843	3862_2.5	3862	2.5-2.5	9/02/2009	Field Test		Stage 1a	7.4	1.25	6.15	-	-	-	-	-	-	-	-	-	-	-	-	-	-	-	-	-	-	-	-	-	-	-	-	-	-	-	-	-	-	-	-
151.1984	-23.7843	3862_2.75	3862	2.75-2.75	9/02/2009	Field Test		Stage 1a	7.38	1	6.38	-	-	-	-	-	-	-	-	-	-	-	-	-	-	-	-	-	-	-	-	-	-	-	-	-	-	-	-	-	-	-	-
151.1984	-23.7843	3862_3	3862	3-3	9/02/2009	Field Test		Stage 1a	7.35	1.04	6.31	-	-	-	-	-	-	-	-	-	-	-	-	-	-	-	-	-	-	-	-	-	-	-	-	-	-	-	-	-	-	-	-
151.1984	-23.7843	3862_3.25	3862	3.25-3.25	9/02/2009	Field Test		Stage 1a	7.01	1.23	5.78	-	-	-	-	-	-	-	-	-	-	-	-	-	-	-	-	-	-	-	-	-	-	-	-	-	-	-	-	-	-	-	-
151.1984	-23.7843	3862B	3862	0 - 0.1	9/02/2009	EB0902477		Stage 1a	-	-	-	-	21	-	-	4200	-	-	30	-	-	1.5	-	0.05	-	-	-	-	<1	-	<10	<0.02	-	9.2	-	-	-	<0.02	-	-	6.73	-	<2	-	-
151.1984	-23.7843	3862B	3862	0 - 0.5	10/02/2009	ES0901962		Stage 1a	-	-	-	-	-	-	-	-	-	-	-	-	-	-	-	-	-	-	-	-	-	-	-	-	-	-	-	-	-	-	-	-	-	-	-
151.1984	-23.7843	3862B	3862	0 - 0.5	10/02/2009	ES0902353		Stage 1a	-	-	-	-	-	-	-	-	-	-	-	-	-	-	-	-	-	-	-	-	-	-	-	-	-	-	-	-	-	-	-	-	-	-	-
151.1984	-23.7843	3862B	3862	0.3-0.5	9/02/2009	EB0902477		Stage 1a	-	-	-	-	14	-	-	2800	-	-	<10	-	-	1.5	-	<0.02	-	-	-	-	<1	-	<10	<0.02	-	9.4	-	-	-	<0.02	-	-	4.5	-	<2	-	-
151.1984	-23.7843	3862B	3862	0.5-0.8	10/02/2009	ES0901962		Stage 1a	-	-	-	-	-	-	-	-	-	-	-	-	-	-	-	-	-	-	-	-	-	-	-	-	-	-	-	-	-	-	-	-	-	-	-
151.1984	-23.7843	3862B	3862	0.8-1	9/02/2009	EB0902477		Stage 1a	-	-	-	-	17.1	-	-	3410	-	-	107	-	-	1.5	-	0.17	-	-	-	-	<1	-	<10	<0.02	-	9.1	-	-	-	<0.02	-	-	5.47	-	<2	-	-
151.1984	-23.7843	3862B	3862	0.8-1.45	10/02/2009	ES0901962		Stage 1a	-	-	-	-	-	-	-	-	-	-	-	-	-	-	-	-	-	-	-	-	-	-	-	-	-	-	-	-	-	-	-	-	-	-	-
151.1984	-23.7843	3862B	3862	1.3-1.5	9/02/2009	EB0902477		Stage 1a	-	-	-	-	0.4	-	-	81	-	-	<10	-	-	1.5	-	<0.02	-	-	-	-	<1	-	<10	<0.02	-	8	-	-	-	<0.02	-	-	0.13	-	<2	-	-
151.1984	-23.7843	3862B	3862	1.45-2	10/02/2009	ES0901962		Stage 1a	-	-	-	-	-	-	-	-	-	-	-	-	-	-	-	-	-	-	-	-	-	-	-	-	-	-	-	-	-	-	-	-	-	-	-
151.1984	-23.7843	3862B	3862	1.8-2	9/02/2009	EB0902477		Stage 1a	-	-	-	-	0.69	-	-	138	-	-	<10	-	-	1.5	-	<0.02	-	-	-	-	<1	-	<10	<0.02	-	9.3	-	-	-	<0.02	-	-	0.22	-	<2	-	-
151.1984	-23.7843	3862B	3862	1-1.5	10/02/2009	ES0902353		Stage 1a	-	-	-	-	-	-	-	-	-	-	-	-	-	-	-	-	-	-	-	-	-	-	-	-	-	-	-	-	-	-	-	-	-	-	-
151.1984	-23.7843	3862B	3862	2.6-2.8	9/02/2009	EB0902477		Stage 1a	-	-	-	-	0.18	-	-	35	-	-	<10	-	-	1.5	-	<0.02	-	-	-	-	<1	-	<10	<0.02	-	7.4	-	-	-	<0.02	-	-	0.06	-	<2	-	-
151.1984	-23.7843	3862B	3862	2-2.5	10/02/2009	ES0902353		Stage 1a	-	-	-	-	-	-	-	-	-	-	-	-	-	-	-	-	-	-	-	-	-	-	-	-	-	-	-	-	-	-	-	-	-	-	-
151.1984	-23.7843	3862B	3862	2-3	10/02/2009	ES0901962		Stage 1a	-	-	-	-	-	-	-	-	-	-	-	-	-	-	-	-	-	-	-	-	-	-	-	-	-	-	-	-	-	-	-	-	-	-	-
151.1984	-23.7843	3862C	3862	0 - 0.1	9/02/2009	EB0902477		Stage 1a	-	-	-	-	10.1	-	-	2020	-	-	<10	-	-	1.5	-	<0.02	-	-	-	-	<1	-	<10	<0.02	-	9.3	-	-	-	<0.02	-	-	3.24	-	<2	-	-
151.1984	-23.7843	3862C	3862	0 - 0.5	10/02/2009	ES0901962		Stage 1a	-	-	-	-	-	-	-	-	-	-	-	-	-	-	-	-	-	-	-	-	-	-	-	-	-	-	-	-	-	-	-	-	-	-	-
151.1984	-23.7843	3862C	3862	0.3-0.5	9/02/2009	EB0902477		Stage 1a	-	-	-	-	12.6	-	-	2510	-	-	17	-	-	1.5	-	0.03	-	-	-	-	<1	-	<10	<0.02	-	9.2	-	-	-	<0.02	-	-	4.03	-	<2	-	-
151.1984	-23.7843	3862C	3862	0.5-0.8	10/02/2009	ES0901962		Stage 1a	-	-	-	-	-	-	-	-	-	-	-	-	-	-	-	-	-	-	-	-	-	-	-	-	-	-	-	-	-	-	-	-	-	-	-
151.1984	-23.7843	3862C	3862	0.8-1	9/02/2009	EB0902477		Stage 1a	-	-	-	-	19.6	-	-	3920	-	-	74	-	-	1.5	-	0.12	-	-	-	-	<1	-	<10	<0.02	-	8.7	-	-	-	<0.02	-	-	6.28	-	<2	-	-
151.1984	-23.7843	3862C	3862	0.8-1.45	10/02/2009	ES0901962		Stage 1a	-	-	-	-	-	-	-	-	-	-	-	-	-	-	-	-	-	-	-	-	-	-	-	-	-	-	-	-	-	-	-	-	-	-	-
151.1984	-23.7843	3862C	3862	1.3-1.5	9/02/2009	EB0902477		Stage 1a	-	-	-	-	0.75	-	-	150	-	-	17	-	-	1.5	-	0.03	-	-	-	-	<1	-	<10	<0.02	-	8.8	-	-	-	<0.02	-	-	0.24	-	<2	-	-
151.1984	-23.7843	3862C	3862	1.45-2	10/02/2009	ES0901962		Stage 1a	-	-	-	-	-	-	-	-	-	-	-	-	-	-	-	-	-	-	-	-	-	-	-	-	-	-	-	-	-	-	-	-	-	-	-
151.1984	-23.7843	3862C	3862	1.8-2	9/02/2009	EB0902477		Stage 1a	-	-	-	-	0.86	-	-	172	-	-	<10	-	-	1.5	-	<0.02	-	-	-	-	<1	-	<10	<0.02	-	9	-	-	-	<0.02	-	-	0.28	-	<2	-	-
151.1994	-23.7857	5488	5488	0 - 0.1	15/02/2009	EB0902664		Stage 1a	-	-	-	-	12	-	-	2410	-	-	39	-	-	1.5	-	0.06	-	-	-	-	<1	-	<10	<0.02	-	9.2	-	-	-	<0.02	-	-	3.86	-	<2	-	-
151.1994	-23.7857	5488	5488	0 - 0.5	15/02/2009	ES0902289		Stage 1a	-	-	-	-	-	-	-	-	-	-	-	-	-	-	-	-	-	-	-	-	-	-	-	-	-	-	-	-	-	-	-	-	-	-	-
151.1994	-23.7857	5488	5488	0 - 0.5	15/02/2009	ES0902353		Stage 1a	-	-	-	-	-	-	-	-	-	-	-	-	-	-	-	-	-	-	-	-	-	-	-	-	-	-	-	-	-	-	-	-	-	-	-
151.1994	-23.7857	5488	5488	0.3-0.5	15/02/2009	EB0902664		Stage 1a	-	-	-	-	16	-	-	3200	-	-	<10	-	-	1.5	-	<0.02	-	-	-	-	<1	-	<10	<0.02	-	9.2	-	-	-	<0.02	-	-	5.13	-	<2	-	-
151.1994	-23.7857	5488	5488	0.5-1	15/02/2009	ES0902289		Stage 1a	-	-	-	-	-	-	-	-	-	-	-	-	-	-	-	-	-	-	-	-	-	-	-	-	-	-	-	-	-	-	-	-	-	-	-
151.1994	-23.7857	5488	5488	0.8-1	15/02/2009	EB0902664		Stage 1a	-	-	-	-	18.3	-	-	3650	-	-	<10	-	-	1.5	-	<0.02	-	-	-	-	<1	-	<10	<0.02	-	8.9	-	-	-	<0.02	-	-	5.86	-	<2	-	-
151.1994	-23.7857	5488	5488	1.3-1.5	15/02/2009	EB0902664		Stage 1a	-	-	-	-	11.2	-	-	2240	-	-	180	-	-	1.5	-	0.29	-	-	-	-	<1	-	<10	<0.02	-	9	-	-	-	<0.02	-	-	3.6	-	<2	-	-
151.1994	-23.7857	5488	5488	1.5-2.1	15/02/2009	ES0902289		Stage 1a	-	-	-	-	-	-	-	-	-	-	-	-	-	-	-	-	-	-	-	-	-	-	-	-	-	-	-	-	-	-	-	-	-	-	-
151.1994	-23.7857	5488	5488	1.8-2	15/02/2009	EB0902664		Stage 1a	-	-	-	-	7.39	-	-	1480	-	-	286	-	-	1.5	-	0.46	-	-	-	-	<1	-	<10	<0.02	-	8.7	-	-	-	<0.02	-	-	2.37	-	<2	-	-
151.1994	-23.7857	5488	5488	1-1.5	15/02/2009	ES0902289		Stage 1a	-	-	-	-	-	-	-	-	-	-	-	-	-	-	-	-	-	-	-	-	-	-	-	-	-	-	-	-	-	-	-	-	-	-	-
151.1994	-23.7857	5488	5488	2.1-2.6	15/02/2009	ES0902289		Stage 1a	-	-	-	-	-	-	-	-	-	-	-	-	-	-	-	-	-	-	-	-	-	-	-	-	-	-	-	-	-	-	-	-	-	-	-
151.1994	-23.7857	5488	5488	2.3-2.5	15/02/2009	EB0902664		Stage 1a	-	-	-	-	11	-	-	2190	-	-	57	-	-	1.5	-	0.09	-	-	-	-	<1	-	<10	<0.02	-	9.4	-	-	-	<0.02	-	-	3.51	-	<2	-	-
151.1994	-23.7857	5488	5488	2.6-3.25	15/02/2009	ES0902289		Stage 1a	-	-	-	-	-	-	-	-	-	-	-	-	-	-	-	-	-	-	-	-	-	-	-	-	-	-	-	-	-	-	-	-	-	-	-
151.1994	-23.7857	5488	5488	2.8-3	15/02/2009	EB0902664		Stage 1a	-	-	-	-	6.1	-	-	1220	-	-	369	-	-	1.5	-	0.59	-	-	-	-	<1	-	<10	<0.02	-	8.5	-	-	-	<0.02	-	-	1.95	-	<2	-	-
151.1994	-23.7857	5488	5488	3.25-4	15/02/2009	ES0902289		Stage 1a	-	-	-	-	-	-	-	-	-	-	-	-	-	-	-	-	-	-	-	-	-	-	-	-	-	-	-	-	-	-	-	-	-	-	-
151.1994	-23.7857	5488	5488	3.3-3.5	15/02/2009	EB0902664		Stage 1a	-	-	-	-	6.27	-	-	1250	-	-	206	-	-	1.5	-	0.33	-	-	-	-	<1	-	<10	<0.02	-	8.8	-	-	-	<0.02	-	-	2.01	-	<2	-	-
151.1994	-23.7857	5488	5488	3.8-4	15/02/2009	EB0902664		Stage 1a	-	-	-	-	1.26	-	-	253	-	-	67	-	-	1.5	-	0.11	-	-	-	-	<1	-	<10	<0.02	-	9	-	-	-	<0.02	-	-	0.4	-	<2	-	-
151.1994	-23.7857	5488	5488	3-3.5	15/02/2009	ES0902353		Stage 1a	-	-	-	-	-	-	-	-	-	-	-	-	-	-	-	-	-	-	-	-	-	-	-	-	-	-	-	-	-	-	-	-	-	-	-
151.1994	-23.7857	5488	5488	4.3-4.5	15/02/2009	EB0902664		Stage 1a	-	-	-	-	1.1	-	-	220	-	-	10	-	-	1.5	-	<0.02	-	-	-	-	<1	-	<10	<0.02	-	9.1	-	-	-	<0.02	-	-	0.35	-	<2	-	-
151.1994	-23.7857	5488	5488	4.6-4.8	15/02/2009	ES0902289		Stage 1a	-	-	-	-	-	-	-	-	-	-	-	-	-	-	-	-	-	-	-	-	-	-	-	-	-	-	-	-	-	-	-	-	-	-	-
151.1994	-23.7857	5488	5488	4-4.5	15/02/2009	ES0902353		Stage 1a	-	-	-	-	-	-	-	-	-	-	-	-	-	-	-	-	-	-	-	-	-	-	-	-	-	-	-	-	-	-	-	-	-	-	-
151.1994	-23.7857	5488	5488	4-4.6	15/02/2009	ES0902289		Stage 1a	-	-	-	-	-	-	-	-	-	-	-	-	-	-	-	-	-	-	-	-	-	-	-	-	-	-	-	-	-	-	-	-	-	-	-
151.1994	-23.7857	5488_0.1	5488	0.1	15/02/2009	Field Test		Stage 1a	8.78	2.45	6.33	2	-	-	-	-	-	-	-	-	-	-	-	-	-	-	-	-	-	-	-	-	-	-	-	-	-	-	-	-	-	-	-
151.1994	-23.7857	5488_0.25	5488	0.25	15/02/2009	Field Test		Stage 1a	8.09	1.98	6.11	1	-	-	-	-	-	-	-	-	-	-	-	-	-	-	-	-	-	-	-	-	-	-	-	-	-	-	-	-	-	-	-
151.1994	-23.7857	5488_0.5	5488	0.5	15/02/2009	Field Test		Stage 1a	8.25	2.07	6.18	1	-	-	-	-	-	-	-	-	-	-	-	-	-	-	-	-	-	-	-	-	-	-	-	-	-	-	-	-	-	-	-
151.1994	-23.7857	5488_0.75	5488	0.75	15/02/2009	Field Test		Stage 1a	8.37	2.21	6.16	1	-	-	-	-	-	-	-	-	-	-	-	-	-	-	-	-	-	-	-	-	-	-	-	-	-	-	-	-	-	-	-
151.1994	-23.7857	5488_1	5488	1	15/02/2009	Field Test		Stage 1a	8	1.91	6.09	1	-	-	-	-	-	-	-	-	-	-	-	-	-	-	-	-	-	-	-	-	-	-	-	-	-	-	-	-	-	-	-
151.1994	-23.7857	5488_1.25	5488	1.25	15/02/2009	Field Test		Stage 1a	8.07	3.69	4.38	2	-	-	-	-	-	-	-	-	-	-	-	-	-	-	-	-	-	-	-	-	-	-	-	-	-	-	-	-	-	-	-
151.1994	-23.7857	5488_1.5	5488	1.5	15/02/2009	Field Test		Stage 1a	7.69	4.54	3.15	2	-	-	-	-	-	-	-	-	-	-	-	-	-	-	-	-	-	-	-	-	-	-	-	-	-	-	-	-	-	-	-
151.1994	-23.7857	5488_1.75	5488	1.75	15/02/2009	Field Test		Stage 1a	8.02	1.81	6.21	3	-	-	-	-	-	-	-	-	-	-	-	-	-	-	-	-	-	-	-	-	-	-	-	-	-	-	-	-	-	-	-
151.1994	-23.7857	5488_2	5488	2	15/02/2009	Field Test		Stage 1a	7.84	1.71	6.13	3	-	-	-	-	-	-	-	-	-	-	-	-	-	-	-	-	-	-	-	-	-	-	-	-	-	-	-	-	-	-	-
151.1994	-23.7857	5488_2.25	5488	2.25	15/02/2009	Field Test		Stage 1a	7.57	1.31	6.26	1	-	-	-	-	-	-	-	-	-	-	-	-	-	-	-	-	-	-	-	-	-	-	-	-	-	-	-	-	-	-	-
151.1994	-23.7857	5488_2.5	5488	2.5	15/02/2009	Field Test		Stage 1a	8.09	1.99	6.1	1	-	-	-	-	-	-	-	-	-	-	-	-	-	-	-	-	-	-	-	-	-	-	-	-	-	-	-	-	-	-	-
151.1994	-23.7857	5488_2.75	5488	2.75	15/02/2009	Field Test		Stage 1a	8.16	4.02	4.14	3	-	-	-	-	-	-	-	-	-	-	-	-	-	-	-	-	-	-	-	-	-	-	-	-	-	-	-	-	-	-	-
151.1994	-23.7857	5488_3	5488	3	15/02/2009	Field Test		Stage 1a	8.09	5.57	2.52	4	-	-	-	-	-	-	-	-	-	-	-	-	-	-	-	-	-	-	-	-	-	-	-	-	-	-	-	-	-	-	-
151.1994	-23.7857	5488_3.25	5488	3.25	15/02/2009	Field Test		Stage 1a	7.45	5.18	2.27	1	-	-	-	-	-	-	-	-	-	-	-	-	-	-	-	-	-	-	-	-	-	-	-	-	-	-	-	-	-	-	-
151.1994	-23.7857	5488_3.5	5488	3.5	15/02/2009	Field Test		Stage 1a	7.73	1.81	5.92	-	-	-	-	-	-	-	-	-	-	-	-	-	-	-	-	-	-	-	-	-	-	-	-	-	-	-	-	-	-	-	-
151.1994	-23.7857	5488_3.75	5488	3.75	15/02/2009	Field Test		Stage 1a	8.05	2.23	5.82	-	-	-	-	-	-	-	-	-	-	-	-	-	-	-	-	-	-	-	-	-	-	-	-	-	-	-	-	-	-	-	-
151.1994	-23.7857	5488_4	5488	4	15/02/2009	Field Test		Stage 1a	7.89	1.83	6.06	-	-	-	-	-	-	-	-	-	-	-	-	-	-	-	-	-	-	-	-	-	-	-	-	-	-	-	-	-	-	-	-
151.1994	-23.7857	5488_4.25	5488	4.25	15/02/2009	Field Test		Stage 1a	7.88	2.26	5.62	-	-	-	-	-	-	-	-	-	-	-	-	-	-	-	-	-	-	-	-	-	-	-	-	-	-	-	-	-	-	-	-
151.1994	-23.7857	5488_4.5	5488	4.5	15/02/2009	Field Test		Stage 1a	7.59	1.76	5.83	-	-	-	-	-	-	-	-	-	-	-	-	-	-	-	-	-	-	-	-	-	-	-	-	-	-	-	-	-	-	-	-
151.1994	-23.7857	5488_4.75	5488	4.75	15/02/2009	Field Test		Stage 1a	7.86	1.58	6.28	1	-	-	-	-	-	-	-	-	-	-	-	-	-	-	-	-	-	-	-	-	-	-	-	-	-	-	-	-	-	-	-
151.1994	-23.7857	D04-1502(	5488	0.5-1	15/02/2009	ES0902289		Stage 1a	-	-	-	-	-	-	-	-	-	-	-	-	-	-	-	-	-	-	-	-	-	-	-	-	-	-	-	-	-	-	-	-	-	-	-
151.1994	-23.7857	D05-1502(	5488	1.5-2	15/02/2009	ES0902289		Stage 1a	-	-	-	-	-	-	-	-	-	-	-	-	-	-	-	-	-	-	-	-	-	-	-	-	-	-	-	-	-	-	-	-	-	-	-
151.1996	-23.7951	5484	5484	0 - 0.1	3/05/2009	EB0907169		Stage 1b	-	-	-	-	0.02	-	-	<10	-	-	<10	-	-	1.5	-	<0.02	-	-	-	-	<1	-	<10	<0.02	-	7.3	-	-	-	<0.02	-	-	<0.01	-	<2	-	-
151.1996	-23.7951	5484	5484	0 - 0.5	3/05/2009	ES0906525		Stage 1b	-	-	-	-	-	-	-	-	-	-	-	-	-	-	-	-	-	-	-	-	-	-	-	-	-	-	-	-	-	-	-	-	-	-	-
151.1996	-23.7951	5484	5484	0 - 0.5	3/05/2009	ES0906569		Stage 1b	-	-	-	-	-	-	-	-	-	-	-	-	-	-	-	-	-	-	-	-	-	-	-	-	-	-	-	-	-	-	-	-	-	-	-
151.1996	-23.7951	5484	5484	0.3-0.5	3/05/2009	EB0907169		Stage 1b	-	-	-	-	0.07	-	-	14	-	-	<10	-	-	1.5	-	<0.02	-	-	-	-	<1	-	<10	<0.02	-	6.6	-	-	-	<0.02	-	-	0.02	-	<2	-	-
151.1996	-23.7951	5484	5484	0.5-1	3/05/2009	ES0906525		Stage 1b	-	-	-	-	-	-	-	-	-	-	-	-	-	-	-	-	-	-	-	-	-	-	-	-	-	-	-	-	-	-	-	-	-	-	-
151.1996	-23.7951	5484	5484	0.8-1	3/05/2009	EB0907169		Stage 1b	-	-	-	-	0.1	-	-	19	-	-	<10	-	-	1.5	-	<0.02	-	-	-	-	<1	-	<10	<0.02	-	8.6	-	-	-	<0.02	-	-	0.03	-	<2	-	-
151.1996	-23.7951	5484	5484	1.3-1.5	3/05/2009	EB0907169		Stage 1b	-	-	-	-	0.05	-	-	<10	-	-	<10	-	-	1.5	-	<0.02	-	-	-	-	<1	-	<10	<0.02	-	6.6	-	-	-	<0.02	-	-	0.02	-	<2	-	-
151.1996	-23.7951	5484	5484	1.5-2	3/05/2009	ES0906525		Stage 1b	-	-	-	-	-	-	-	-	-	-	-	-	-	-	-	-	-	-	-	-	-	-	-	-	-	-	-	-	-	-	-	-	-	-	-
151.1996	-23.7951	5484	5484	1.8-2	3/05/2009	EB0907169		Stage 1b	-	-	-	-	-	-	-	-	-	-	<10	-	-	1.5	-	<0.02	-	-	-	-	<1	-	<10	<0.02	-	6.3	-	-	-	<0.02	-	-	-	-	2	-	-
151.1996	-23.7951	5484	5484	1-1.5	3/05/2009	ES0906525		Stage 1b	-	-	-	-	-	-	-	-	-	-	-	-	-	-	-	-	-	-	-	-	-	-	-	-	-	-	-	-	-	-	-	-	-	-	-
151.1996	-23.7951	5484	5484	1-1.5	3/05/2009	ES0906569		Stage 1b	-	-	-	-	-	-	-	-	-	-	-	-	-	-	-	-	-	-	-	-	-	-	-	-	-	-	-	-	-	-	-	-	-	-	-
151.1996	-23.7951	5484	5484	2.2-2.4	3/05/2009	EB0907169		Stage 1b	-	-	-	-	-	-	-	-	-	-	<10	-	-	1.5	-	<0.02	-	-	-	-	<1	-	<10	<0.02	-	6.3	-	-	-	<0.02	-	-	-	-	<2	-	-
151.1996	-23.7951	5484	5484	2-2.4	3/05/2009	ES0906525		Stage 1b	-	-	-	-	-	-	-	-	-	-	-	-	-	-	-	-	-	-	-	-	-	-	-	-	-	-	-	-	-	-	-	-	-	-	-
151.1996	-23.7951	5484	5484	2-2.4	3/05/2009	ES0906569		Stage 1b	-	-	-	-	-	-	-	-	-	-	-	-	-	-	-	-	-	-	-	-	-	-	-	-	-	-	-	-	-	-	-	-	-	-	-
151.1996	-23.7951	5484_0.1	5484	0.1	3/05/2009	Field Test		Stage 1b	6.98	1.33	5.65	-	-	-	-	-	-	-	-	-	-	-	-	-	-	-	-	-	-	-	-	-	-	-	-	-	-	-	-	-	-	-	-
151.1996	-23.7951	5484_0.25	5484	0.25	3/05/2009	Field Test		Stage 1b	7.03	1.45	5.58	-	-	-	-	-	-	-	-	-	-	-	-	-	-	-	-	-	-	-	-	-	-	-	-	-	-	-	-	-	-	-	-
151.1996	-23.7951	5484_0.5	5484	0.5	3/05/2009	Field Test		Stage 1b	7.03	1.44	5.59	-	-	-	-	-	-	-	-	-	-	-	-	-	-	-	-	-	-	-	-	-	-	-	-	-	-	-	-	-	-	-	-
151.1996	-23.7951	5484_0.75	5484	0.75	3/05/2009	Field Test		Stage 1b	7.05	1.47	5.58	-	-	-	-	-	-	-	-	-	-	-	-	-	-	-	-	-	-	-	-	-	-	-	-	-	-	-	-	-	-	-	-
151.1996	-23.7951	5484_1	5484	1	3/05/2009	Field Test		Stage 1b	7.33	1.69	5.64	-	-	-	-	-	-	-	-	-	-	-	-	-	-	-	-	-	-	-	-	-	-	-	-	-	-	-	-	-	-	-	-

									ASS Field Test				ASS																														
									pH (F)	pH Change	pH OX	Reaction Rate	Acid Neutralising Capacity	Acid Reacted Calcium	Acid Reacted Magnesium	acidity - Acid Neutralising Capacity (19A2)	acidity - Acid Reacted Calcium	acidity - Acid Reacted Magnesium	acidity - Chromium Reducible Sulfur (a-22B)	acidity - Excess Acid Neutralising Capacity	acidity - Peroxide Oxidisable Sulfur	ANC Fineness Factor	Calcium in Peroxide	Chromium Reducible Sulfur	Excess Acid Neutralising Capacity	KCl Extractable Calcium	KCl Extractable Magnesium	KCl Extractable Sulfur	Liming Rate	Magnesium in Peroxide	Net Acidity (acidity units)	Net Acidity (sulfur units)	Peroxide Oxidisable Sulfur	pH KCl	sulfidic - Acid Reacted Calcium	sulfidic - Acid Reacted Magnesium	sulfidic - Excess Acid Neutralising Capacity	sulfidic - Titratable Actual Acidity	sulfidic - Titratable Peroxide Acidity	sulfidic - Titratable Sulfidic Acidity	sulfidic-Acid Neutral	Sulfur in Peroxide	Titratable Actual Acidity	Titratable Peroxide Acidity	Titratable Sulfidic Acidity
									pH Unit	pH Units	pH Unit	Units	m H+/t	%	%	mol h+/t	mole H+/t	mole H+/t	m H+/t	mole H+/t	mole H+/t	-	%	% S	%	%	%	%	kg CaCO3/t	%	mole H+/t	%S	%	pH Unit	% S	%S	%S	%S	%S	%S	%	mole H+/t	mole H+/t	mole H+/t
EQL									0.1		0.1	1	0.01	0.02	0.02	10	10	10	10	10	10	0.5	0.02	0.02	0.02	0.02	0.02	0.02	1	0.02	10	0.02	0.02	0.1	0.01	0.02	0.02	0.02	0.02	0.02	0.01	0.02	2	2	2
National Assessment Guidelines for Dredging- Maximum																																											
National Assessment Guidelines for Dredging- Screening																																											
QASSIT 1998 (Field Screen)									5-14	1	5-14	2																															
QASSIT 1998 (Minimum)																															18	0.03											
x coord	y coord	Field ID	Core #	Depth (m)	Date Sample	SDG	GC Borelog Approved	Purpose																																			
151.1996	-23.7951	5484_1.25	5484	1.25	3/05/2009	Field Test		Stage 1b	6.94	1.51	5.43	-	-	-	-	-	-	-	-	-	-	-	-	-	-	-	-	-	-	-	-	-	-	-	-	-	-	-	-	-	-	-	-
151.1996	-23.7951	5484_1.5	5484	1.5	3/05/2009	Field Test		Stage 1b	6.9	1.51	5.39	-	-	-	-	-	-	-	-	-	-	-	-	-	-	-	-	-	-	-	-	-	-	-	-	-	-	-	-	-	-	-	-
151.1996	-23.7951	5484_1.75	5484	1.75	3/05/2009	Field Test		Stage 1b	6.99	1.51	5.48	-	-	-	-	-	-	-	-	-	-	-	-	-	-	-	-	-	-	-	-	-	-	-	-	-	-	-	-	-	-	-	-
151.1996	-23.7951	5484_2	5484	2	3/05/2009	Field Test		Stage 1b	6.83	1.34	5.49	-	-	-	-	-	-	-	-	-	-	-	-	-	-	-	-	-	-	-	-	-	-	-	-	-	-	-	-	-	-	-	-
151.1996	-23.7951	5484_2.25	5484	2.25	3/05/2009	Field Test		Stage 1b	6.84	1.56	5.28	-	-	-	-	-	-	-	-	-	-	-	-	-	-	-	-	-	-	-	-	-	-	-	-	-	-	-	-	-	-	-	-
151.1996	-23.7951	5484_2.4	5484	2.4	3/05/2009	Field Test		Stage 1b	6.82	1.44	5.38	-	-	-	-	-	-	-	-	-	-	-	-	-	-	-	-	-	-	-	-	-	-	-	-	-	-	-	-	-	-	-	-
151.1999	-23.7861	5477	5477	0 - 0.1	11/02/2009	EB0902477		Stage 1a	-	-	-	-	9.61	-	-	1920	-	-	<10	-	-	1.5	-	<0.02	-	-	-	-	<1	-	<10	<0.02	-	9.1	-	-	-	<0.02	-	-	3.08	-	<2	-	-
151.1999	-23.7861	5477	5477	0 - 0.5	11/02/2009	ES0902044		Stage 1a	-	-	-	-	-	-	-	-	-	-	-	-	-	-	-	-	-	-	-	-	-	-	-	-	-	-	-	-	-	-	-	-	-	-	-
151.1999	-23.7861	5477	5477	0 - 0.5	11/02/2009	ES0902353		Stage 1a	-	-	-	-	-	-	-	-	-	-	-	-	-	-	-	-	-	-	-	-	-	-	-	-	-	-	-	-	-	-	-	-	-	-	-
151.1999	-23.7861	5477	5477	0.3-0.5	11/02/2009	EB0902477		Stage 1a	-	-	-	-	2.58	-	-	515	-	-	<10	-	-	1.5	-	<0.02	-	-	-	-	<1	-	<10	<0.02	-	9.5	-	-	-	<0.02	-	-	0.83	-	<2	-	-
151.1999	-23.7861	5477	5477	0.5-1	11/02/2009	ES0902044		Stage 1a	-	-	-	-	-	-	-	-	-	-	-	-	-	-	-	-	-	-	-	-	-	-	-	-	-	-	-	-	-	-	-	-	-	-	-
151.1999	-23.7861	5477	5477	0.8-1	11/02/2009	EB0902477		Stage 1a	-	-	-	-	5.38	-	-	1080	-	-	10	-	-	1.5	-	<0.02	-	-	-	-	<1	-	<10	<0.02	-	9.4	-	-	-	<0.02	-	-	1.72	-	<2	-	-
151.1999	-23.7861	5477	5477	1.3-1.5	11/02/2009	EB0902477		Stage 1a	-	-	-	-	11.9	-	-	2380	-	-	32	-	-	1.5	-	0.05	-	-	-	-	<1	-	<10	<0.02	-	9.3	-	-	-	<0.02	-	-	3.82	-	<2	-	-
151.1999	-23.7861	5477	5477	1.5-2	11/02/2009	ES0902044		Stage 1a	-	-	-	-	-	-	-	-	-	-	-	-	-	-	-	-	-	-	-	-	-	-	-	-	-	-	-	-	-	-	-	-	-	-	-
151.1999	-23.7861	5477	5477	1.8-2	11/02/2009	EB0902477		Stage 1a	-	-	-	-	0.54	-	-	108	-	-	<10	-	-	1.5	-	<0.02	-	-	-	-	<1	-	<10	<0.02	-	8.1	-	-	-	<0.02	-	-	0.17	-	<2	-	-
151.1999	-23.7861	5477	5477	1-1.5	11/02/2009	ES0902044		Stage 1a	-	-	-	-	-	-	-	-	-	-	-	-	-	-	-	-	-	-	-	-	-	-	-	-	-	-	-	-	-	-	-	-	-	-	-
151.1999	-23.7861	5477	5477	1-1.5	11/02/2009	ES0902353		Stage 1a	-	-	-	-	-	-	-	-	-	-	-	-	-	-	-	-	-	-	-	-	-	-	-	-	-	-	-	-	-	-	-	-	-	-	-
151.1999	-23.7861	5477	5477	2.3-2.5	11/02/2009	EB0902477		Stage 1a	-	-	-	-	24.1	-	-	4820	-	-	72	-	-	1.5	-	0.12	-	-	-	-	<1	-	<10	<0.02	-	9.2	-	-	-	<0.02	-	-	7.73	-	<2	-	-
151.1999	-23.7861	5477	5477	2.8-3	11/02/2009	EB0902477		Stage 1a	-	-	-	-	12.6	-	-	2530	-	-	129	-	-	1.5	-	0.21	-	-	-	-	<1	-	<10	<0.02	-	9	-	-	-	<0.02	-	-	4.05	-	<2	-	-
151.1999	-23.7861	5477	5477	2-3	11/02/2009	ES0902044		Stage 1a	-	-	-	-	-	-	-	-	-	-	-	-	-	-	-	-	-	-	-	-	-	-	-	-	-	-	-	-	-	-	-	-	-	-	-
151.1999	-23.7861	5477	5477	3.3-3.5	11/02/2009	EB0902477		Stage 1a	-	-	-	-	15.4	-	-	3080	-	-	<10	-	-	1.5	-	<0.02	-	-	-	-	<1	-	<10	<0.02	-	8.6	-	-	-	<0.02	-	-	4.95	-	<2	-	-
151.1999	-23.7861	5477	5477	3.5-4	11/02/2009	ES0902353		Stage 1a	-	-	-	-	-	-	-	-	-	-	-	-	-	-	-	-	-	-	-	-	-	-	-	-	-	-	-	-	-	-	-	-	-	-	-
151.1999	-23.7861	5477	5477	3.5-4.2	11/02/2009	ES0902044		Stage 1a	-	-	-	-	-	-	-	-	-	-	-	-	-	-	-	-	-	-	-	-	-	-	-	-	-	-	-	-	-	-	-	-	-	-	-
151.1999	-23.7861	5477	5477	3.8-4.2	11/02/2009	EB0902477		Stage 1a	-	-	-	-	15.5	-	-	3100	-	-	<10	-	-	1.5	-	<0.02	-	-	-	-	<1	-	<10	<0.02	-	8.4	-	-	-	<0.02	-	-	4.97	-	<2	-	-
151.1999	-23.7861	5477_0.1	5477	0.1-0.1	11/02/2009	Field Test		Stage 1a	8.02	1.14	6.88	-	-	-	-	-	-	-	-	-	-	-	-	-	-	-	-	-	-	-	-	-	-	-	-	-	-	-	-	-	-	-	-
151.1999	-23.7861	5477_0.25	5477	0.25-0.25	11/02/2009	Field Test		Stage 1a	8.11	1.52	6.59	1	-	-	-	-	-	-	-	-	-	-	-	-	-	-	-	-	-	-	-	-	-	-	-	-	-	-	-	-	-	-	-
151.1999	-23.7861	5477_0.5	5477	0.5-0.5	11/02/2009	Field Test		Stage 1a	8.49	1.68	6.81	-	-	-	-	-	-	-	-	-	-	-	-	-	-	-	-	-	-	-	-	-	-	-	-	-	-	-	-	-	-	-	-
151.1999	-23.7861	5477_0.75	5477	0.75-0.75	11/02/2009	Field Test		Stage 1a	8.32	1.74	6.58	1	-	-	-	-	-	-	-	-	-	-	-	-	-	-	-	-	-	-	-	-	-	-	-	-	-	-	-	-	-	-	-
151.1999	-23.7861	5477_1	5477	1-1	11/02/2009	Field Test		Stage 1a	6.57	0.19	6.38	2	-	-	-	-	-	-	-	-	-	-	-	-	-	-	-	-	-	-	-	-	-	-	-	-	-	-	-	-	-	-	-
151.1999	-23.7861	5477_1.25	5477	1.25-1.25	11/02/2009	Field Test		Stage 1a	8.12	1.64	6.48	2	-	-	-	-	-	-	-	-	-	-	-	-	-	-	-	-	-	-	-	-	-	-	-	-	-	-	-	-	-	-	-
151.1999	-23.7861	5477_1.5	5477	1.5-1.5	11/02/2009	Field Test		Stage 1a	8.34	2.26	6.08	3	-	-	-	-	-	-	-	-	-	-	-	-	-	-	-	-	-	-	-	-	-	-	-	-	-	-	-	-	-	-	-
151.1999	-23.7861	5477_1.75	5477	1.75-1.75	11/02/2009	Field Test		Stage 1a	8.98	3.01	5.97	3	-	-	-	-	-	-	-	-	-	-	-	-	-	-	-	-	-	-	-	-	-	-	-	-	-	-	-	-	-	-	-
151.1999	-23.7861	5477_2	5477	2-2	11/02/2009	Field Test		Stage 1a	8.32	2.22	6.1	3	-	-	-	-	-	-	-	-	-	-	-	-	-	-	-	-	-	-	-	-	-	-	-	-	-	-	-	-	-	-	-
151.1999	-23.7861	5477_2.25	5477	2.25-2.25	11/02/2009	Field Test		Stage 1a	7.33	1.27	6.06	2	-	-	-	-	-	-	-	-	-	-	-	-	-	-	-	-	-	-	-	-	-	-	-	-	-	-	-	-	-	-	-
151.1999	-23.7861	5477_2.5	5477	2.5-2.5	11/02/2009	Field Test		Stage 1a	8.1	1.49	6.61	3	-	-	-	-	-	-	-	-	-	-	-	-	-	-	-	-	-	-	-	-	-	-	-	-	-	-	-	-	-	-	-
151.1999	-23.7861	5477_2.75	5477	2.75-2.75	11/02/2009	Field Test		Stage 1a	8.07	2.63	5.44	4	-	-	-	-	-	-	-	-	-	-	-	-	-	-	-	-	-	-	-	-	-	-	-	-	-	-	-	-	-	-	-
151.1999	-23.7861	5477_3	5477	3-3	11/02/2009	Field Test		Stage 1a	7.78	4.28	3.5	3	-	-	-	-	-	-	-	-	-	-	-	-	-	-	-	-	-	-	-	-	-	-	-	-	-	-	-	-	-	-	-
151.1999	-23.7861	5477_3.25	5477	3.25-3.25	11/02/2009	Field Test		Stage 1a	7.72	1.71	6.01	1	-	-	-	-	-	-	-	-	-	-	-	-	-	-	-	-	-	-	-	-	-	-	-	-	-	-	-	-	-	-	-
151.1999	-23.7861	5477_3.5	5477	3.5-3.5	11/02/2009	Field Test		Stage 1a	7.78	1.22	6.56	2	-	-	-	-	-	-	-	-	-	-	-	-	-	-	-	-	-	-	-	-	-	-	-	-	-	-	-	-	-	-	-
151.1999	-23.7861	5477_3.75	5477	3.75-3.75	11/02/2009	Field Test		Stage 1a	8.23	1.31	6.92	1	-	-	-	-	-	-	-	-	-	-	-	-	-	-	-	-	-	-	-	-	-	-	-	-	-	-	-	-	-	-	-
151.1999	-23.7861	5477_4	5477	4-4	11/02/2009	Field Test		Stage 1a	7.93	1.71	6.22	-	-	-	-	-	-	-	-	-	-	-	-	-	-	-	-	-	-	-	-	-	-	-	-	-	-	-	-	-	-	-	-
151.2009	-23.7865	5452	5452	0 - 0.1	14/02/2009	EB0902664		Stage 1a	-	-	-	-	9.59	-	-	1920	-	-	39	-	-	1.5	-	0.06	-	-	-	-	<1	-	<10	<0.02	-	9.1	-	-	-	<0.02	-	-	3.07	-	<2	-	-
151.2009	-23.7865	5452	5452	0 - 0.5	15/02/2009	ES0902289		Stage 1a	-	-	-	-	-	-	-	-	-	-	-	-	-	-	-	-	-	-	-	-	-	-	-	-	-	-	-	-	-	-	-	-	-	-	-
151.2009	-23.7865	5452	5452	0 - 0.5	15/02/2009	ES0902353		Stage 1a	-	-	-	-	-	-	-	-	-	-	-	-	-	-	-	-	-	-	-	-	-	-	-	-	-	-	-	-	-	-	-	-	-	-	-
151.2009	-23.7865	5452	5452	0.3-0.5	14/02/2009	EB0902664		Stage 1a	-	-	-	-	19.8	-	-	3960	-	-	52	-	-	1.5	-	0.08	-	-	-	-	<1	-	<10	<0.02	-	9.3	-	-	-	<0.02	-	-	6.35	-	<2	-	-
151.2009	-23.7865	5452	5452	0.5-1	15/02/2009	ES0902289		Stage 1a	-	-	-	-	-	-	-	-	-	-	-	-	-	-	-	-	-	-	-	-	-	-	-	-	-	-	-	-	-	-	-	-	-	-	-
151.2009	-23.7865	5452	5452	0.8-1	14/02/2009	EB0902664		Stage 1a	-	-	-	-	11.4	-	-	2270	-	-	41	-	-	1.5	-	0.07	-	-	-	-	<1	-	<10	<0.02	-	9.3	-	-	-	<0.02	-	-	3.64	-	<2	-	-
151.2009	-23.7865	5452	5452	1.3-1.5	14/02/2009	EB0902664		Stage 1a	-	-	-	-	11.6	-	-	2310	-	-	142	-	-	1.5	-	0.23	-	-	-	-	<1	-	<10	<0.02	-	9.1	-	-	-	<0.02	-	-	3.7	-	<2	-	-
151.2009	-23.7865	5452	5452	1.5-2	15/02/2009	ES0902289		Stage 1a	-	-	-	-	-	-	-	-	-	-	-	-	-	-	-	-	-	-	-	-	-	-	-	-	-	-	-	-	-	-	-	-	-	-	-
151.2009	-23.7865	5452	5452	1.8-2	14/02/2009	EB0902664		Stage 1a	-	-	-	-	12.2	-	-	2440	-	-	217	-	-	1.5	-	0.35	-	-	-	-	<1	-	<10	<0.02	-	9	-	-	-	<0.02	-	-	3.91	-	<2	-	-
151.2009	-23.7865	5452	5452	1-1.5	15/02/2009	ES0902289		Stage 1a	-	-	-	-	-	-	-	-	-	-	-	-	-	-	-	-	-	-	-	-	-	-	-	-	-	-	-	-	-	-	-	-	-	-	-
151.2009	-23.7865	5452	5452	2.3-2.5	14/02/2009	EB0902664		Stage 1a	-	-	-	-	8.62	-	-	1720	-	-	147	-	-	1.5	-	0.24	-	-	-	-	<1	-	<10	<0.02	-	8.6	-	-	-	<0.02	-	-	2.76	-	<2	-	-
151.2009	-23.7865	5452	5452	2.5-3	15/02/2009	ES0902353		Stage 1a	-	-	-	-	-	-	-	-	-	-	-	-	-	-	-	-	-	-	-	-	-	-	-	-	-	-	-	-	-	-	-	-	-	-	-
151.2009	-23.7865	5452	5452	2.6-2.8	14/02/2009	EB0902664		Stage 1a	-	-	-	-	9.28	-	-	1860	-	-	199	-	-	1.5	-	0.32	-	-	-	-	<1	-	<10	<0.02	-	8.9	-	-	-	<0.02	-	-	2.97	-	<2	-	-
151.2009	-23.7865	5452	5452	2-3	15/02/2009	ES0902289		Stage 1a	-	-	-	-	-	-	-	-	-	-	-	-	-	-	-	-	-	-	-	-	-	-	-	-	-	-	-	-	-	-	-	-	-	-	-
151.2009	-23.7865	5452	5452	3.3-3.5	14/02/2009	EB0902664		Stage 1a	-	-	-	-	16.3	-	-	3250	-	-	26	-	-	1.5	-	0.04	-	-	-	-	<1	-	<10	<0.02	-	9.1	-	-	-	<0.02	-	-	5.22	-	<2	-	-
151.2009	-23.7865	5452	5452	3.8-4	14/02/2009	EB0902664		Stage 1a	-	-	-	-	11.5	-	-	2300	-	-	23	-	-	1.5	-	0.04	-	-	-	-	<1	-	<10	<0.02	-	9.1	-	-	-	<0.02	-	-	3.7	-	<2	-	-
151.2009	-23.7865	5452	5452	3-4	15/02/2009	ES0902289		Stage 1a	-	-	-	-	-	-	-	-	-	-	-	-	-	-	-	-	-	-	-	-	-	-	-	-	-	-	-	-	-	-	-	-	-	-	-
151.2009	-23.7865	5452	5452	4.3-4.5	14/02/2009	EB0902664		Stage 1a	-	-	-	-	8.87	-	-	1770	-	-	358	-	-	1.5	-	0.57	-	-	-	-	<1	-	<10	<0.02	-	8.6	-	-	-	<0.02	-	-	2.84	-	<2	-	-
151.2009	-23.7865	5452	5452	4.8-5	14/02/2009	EB0902664		Stage 1a	-	-	-	-	3.74	-	-	746	-	-	54	-	-	1.5	-	0.09	-	-	-	-	<1	-	<10	<0.02	-	9	-	-	-	<0.02	-	-	1.2	-	<2	-	-
151.2009	-23.7865	5452	5452	4-5.3	15/02/2009	ES0902289		Stage 1a	-	-	-	-	-	-	-	-	-	-	-	-	-	-	-	-	-	-	-	-	-	-	-	-	-	-	-	-	-	-	-	-	-	-	-
151.2009	-23.7865	5452	5452	5.3-5.5	14/02/2009	EB0902664		Stage 1a	-	-	-	-	3.57	-	-	714	-	-	15	-	-	1.5	-	0.02	-	-	-	-	<1	-	<10	<0.02	-	9.2	-	-	-	<0.02	-	-	1.14	-	<2	-	-
151.2009	-23.7865	5452	5452	5.3-5.5	15/02/2009	ES0902289		Stage 1a	-	-	-	-	-	-	-	-	-	-	-	-	-	-	-	-	-	-	-	-	-	-	-	-	-	-	-	-	-	-	-	-	-	-	-
151.2009	-23.7865	5452	5452	5-5.5	15/02/2009	ES0902353		Stage 1a	-	-	-	-	-	-	-	-	-	-	-	-	-	-	-	-	-	-	-	-	-	-	-	-	-	-	-	-	-	-	-	-	-	-	-
151.2009	-23.7865	5452_0.1	5452	0.1-0.1	15/02/2009	Field Test		Stage 1a	8.62	2.13	6.49	2	-	-	-	-	-	-	-	-	-	-	-	-	-	-	-	-	-	-	-	-	-	-	-	-	-	-	-	-	-	-	-
151.2009	-23.7865	5452_0.25	5452	0.25-0.25	15/02/2009	Field Test		Stage 1a	9.16	2.38	6.78	1	-	-	-	-	-	-	-	-	-	-	-	-	-	-	-	-	-	-	-	-	-	-	-	-	-	-	-	-	-	-	-
151.2009	-23.7865	5452_0.5	5452	0.5-0.5	15/02/2009	Field Test		Stage 1a	8.52	2.08	6.44	1	-	-	-	-	-	-	-	-	-	-	-	-	-	-	-	-	-	-	-	-	-	-	-	-	-	-	-	-	-	-	-
151.2009	-23.7865	5452_0.75	5452	0.75-0.75	15/02/2009	Field Test		Stage 1a	8.44	2.03	6.41	2	-	-	-	-	-	-	-	-	-	-	-	-	-	-	-	-	-	-	-	-	-	-	-	-	-	-	-	-	-	-	-
151.2009	-23.7865	5452_1	5452	1-1	15/02/2009	Field Test		Stage 1a	8.66	2.13	6.53	3	-	-	-	-	-	-	-	-	-	-	-	-	-	-	-	-	-	-	-	-	-	-	-	-	-	-	-	-	-	-	-
151.2009	-23.7865	5452_1.25	5452	1.25-1.25	15/02/2009	Field Test		Stage 1a	8.61	2.69	5.92	2	-	-	-	-	-	-	-	-	-	-	-	-	-	-	-	-	-	-	-	-	-	-	-	-	-	-	-	-	-	-	-
151.2009	-23.7865	5452_1.5	5452	1.5-1.5	15/02/2009	Field Test		Stage 1a	8.66	2.1	6.56	2	-	-	-	-	-	-	-	-	-	-	-	-	-	-	-	-	-	-	-	-	-	-	-	-	-	-	-	-	-	-	-
151.2009	-23.7865	5452_1.75	5452	1.75-1.75	15/02/2009	Field Test		Stage 1a	8.34	2.01	6.33	1	-	-	-	-	-	-	-	-	-	-	-	-	-	-	-	-	-	-	-	-	-	-	-	-	-	-	-	-	-	-	-
151.2009	-23.7865	5452_2	5452	2-2	15/02/2009	Field Test		Stage 1a	8.21	1.69	6.52	3	-	-	-	-	-	-	-	-	-	-	-	-	-	-	-	-	-	-	-	-	-	-	-	-	-	-	-	-	-	-	-
151.2009	-23.7865	5452_2.25	5452	2.25-2.25	15/02/2009	Field Test		Stage 1a	8.35	2.26	6.09	2	-	-	-	-	-	-	-	-	-	-	-	-	-	-	-	-	-	-	-	-	-	-	-	-	-	-	-	-	-	-	-
151.2009	-23.7865	5452_2.5	5452	2.5-2.5	15/02/2009	Field Test		Stage 1a	8.27	1.85	6.42	3	-	-	-	-	-	-	-	-	-	-	-	-	-	-	-	-	-	-	-	-	-	-	-	-	-	-	-	-	-	-	-
151.2009	-23.7865	5452_2.75	5452	2.75-2.75	15/02/2009	Field Test		Stage 1a	8.09	2.48	5.61	2	-	-	-	-	-	-	-	-	-	-	-	-	-	-	-	-	-	-	-	-	-	-	-	-	-	-	-	-	-	-	-
151.2009	-23.7865	5452_3	5452	3-3	15/02/2009	Field Test		Stage 1a	8.32	1.81	6.51	3	-	-	-	-	-	-	-	-	-	-	-	-	-	-	-	-	-	-	-	-	-	-	-	-	-	-	-	-	-	-	-
151.2009	-23.7865	5452_3.25	5452	3.25-3.25	15/02/2009	Field Test		Stage 1a	8.08	1.92	6.16	2	-	-	-	-	-	-	-	-	-	-	-	-	-	-	-	-	-	-	-	-	-	-	-	-	-	-	-	-	-	-	-
151.2009	-23.7865	5452_3.5	5452	3.5-3.5	15/02/2009	Field Test		Stage 1a	8.3	1.12	7.18	2	-	-	-	-	-	-	-	-	-	-	-	-	-	-	-	-	-	-	-	-	-	-	-	-	-	-	-	-	-	-	-
151.2009	-23.7865	5452_3.75	5452	3.75-3.75	15/02/2009	Field Test		Stage 1a	7.68	1.23	6.45	1	-	-	-	-	-	-	-	-	-	-	-	-	-	-	-	-	-	-	-	-	-	-	-	-	-	-	-	-	-	-	-
151.2009	-23.7865	5452_4	5452	4-4	15/02/2009	Field Test		Stage 1a	8.51	2.09	6.42	2	-	-	-	-	-	-	-	-	-	-	-	-	-	-	-	-	-	-	-	-	-	-	-	-	-	-	-	-	-	-	-
151.2009	-23.7865	5452_4.25	5452	4.25-4.25	15/02/2009	Field Test		Stage 1a	8.43	5.36	3.07	4	-	-	-	-	-	-	-	-	-	-	-	-	-	-	-	-	-	-	-	-	-	-	-	-	-	-	-	-	-	-	-
151.2009	-23.7865	5452_4.5	5452	4.5-4.5	15/02/2009	Field Test		Stage 1a	8.42	6.05	2.37	2	-	-	-	-	-	-	-	-	-	-	-	-	-	-	-	-	-	-	-	-	-	-	-	-	-	-	-	-	-	-	-
151.2009	-23.7865	5452_4.75	5452	4.75-4.75	15/02/2009	Field Test		Stage 1a	8.22	5.32	2.9	4	-	-	-	-	-	-	-	-	-	-	-	-	-	-	-	-	-	-	-	-	-	-	-	-	-	-	-	-	-	-	-
151.2009	-23.7865	5452_5	5452	5-5	15/02/2009	Field Test		Stage 1a	8.13	2.73	5.4	1	-	-	-	-	-	-	-	-	-	-	-	-	-	-	-	-	-	-	-	-	-	-	-	-	-	-	-	-	-	-	-
151.2009	-23.7865	5452_5.25	5452	5.25-5.25	15/02/2009	Field Test		Stage 1a	8.46	3.48	4.98	-	-	-	-	-	-	-	-	-	-	-	-	-	-	-	-	-	-	-	-	-	-	-	-	-	-	-	-	-	-	-	-
151.2009	-23.7865	5452_5.5	5452	5.5-5.5	15/02/2009	Field Test		Stage 1a	7.29	4.19	3.1	-	-	-	-	-	-	-	-	-	-	-	-	-	-	-	-	-	-	-	-	-	-	-	-	-	-	-	-	-	-	-	-
151.2019	-23.7876	5425	5425	0 - 0.1	15/02/2009	EB0902664		Stage 1a	-	-	-	-	6.19	-	-	1240	-	-	31	-	-	1.5	-	0.05	-	-	-	-	<1	-	<10	<0.02	-	9.3	-	-	-	<0.02	-	-	1.98	-	<2	-	-
151.2019	-23.7876	5425	5425	0 - 0.45	15/02/2009	ES0902289		Stage 1a	-	-	-	-	-	-	-	-	-	-	-	-	-	-	-	-	-	-	-	-	-	-	-	-	-	-	-	-	-	-	-	-	-	-	-
151.2019	-23.7876	5425	5425	0 - 0.5	15/02/2009	ES0902353		Stage 1a	-	-	-	-	-	-	-	-	-	-	-	-	-	-	-	-	-	-	-	-	-	-	-	-	-	-	-	-	-	-	-	-	-	-	-
151.2019	-23.7876	5425	5425	0.25-0.45	15/02/2009	EB0902664		Stage 1a	-	-	-	-	4.22	-	-	844	-	-	<10	-	-	1.5	-	<0.02	-	-	-	-	<1	-	<10	<0.02	-	9.6	-	-	-	<0.02	-	-	1.35	-	<2	-	-
151.2019	-23.7876	5425	5425	0.5-1	15/02/2009	ES0902289		Stage 1a	-	-	-	-	-	-	-	-	-	-	-	-	-	-	-	-	-	-	-	-	-	-	-	-	-	-	-	-	-	-	-	-	-	-	-
151.2019	-23.7876	5425	5425	0.8-1	15/02/2009	EB0902664		Stage 1a	-	-	-	-	5.47	-	-	1090	-	-	<10	-	-	1.5	-	<0.02	-	-	-	-	<1	-	<10	<0.02	-	9.2	-	-	-	<0.02	-	-	1.75	-	<2	-	-
151.2019	-23.7876	5425	5425	1.3-1.5	15/02/2009	EB0902664		Stage 1a	-	-	-	-	12.2	-	-	2430	-	-	<10	-	-	1.5	-	<0.02	-	-	-	-	<1	-	<10	<0.02	-	9.5	-	-	-	<0.02	-	-	3.9	-	<2	-	-
151.2019	-23.7876	5425	5425	1.3-1.7	15/02/2009	ES0902353		Stage 1a	-	-	-	-	-	-	-	-	-	-	-	-	-	-	-	-	-	-	-	-	-	-	-	-	-	-	-	-	-	-	-	-	-	-	-
151.2019	-23.7876	5425	5425	1.5-2	15/02/2009	ES0902289		Stage 1a	-	-	-	-	-	-	-	-	-	-	-	-	-	-	-	-	-	-	-	-	-	-	-	-	-	-	-	-	-	-	-	-	-	-	-
151.2019	-23.7876	5425	5425	1.8-2	15/02/2009	EB0902664		Stage 1a	-	-	-	-	12.4	-	-	2480	-	-	31	-	-	1.5	-	0.05	-	-	-	-	<1	-	<10	<0.02	-	9.5	-	-	-	<0.02	-	-	3.98	-	<2	-	-
151.2019	-23.7876	5425	5425	1-1.5	15/02/2009	ES0902289		Stage 1a	-	-	-	-	-	-	-	-	-	-	-	-	-	-	-	-	-	-	-	-	-	-	-	-	-	-	-	-	-	-	-	-	-	-	-

									ASS Field Test				ASS																																
									pH (F)	pH Change	pH OX	Reaction Rate	Acid Neutralising Capacity	Acid Reacted Calcium	Acid Reacted Magnesium	acidity - Acid Neutralising Capacity (19A2)	acidity - Acid Reacted Calcium	acidity - Acid Reacted Magnesium	acidity - Chromium Reducible Sulfur (a-22B)	acidity - Excess Acid Neutralising Capacity	acidity - Peroxide Oxidisable Sulfur	ANC Fineness Factor	Calcium in Peroxide	Chromium Reducible Sulfur	Excess Acid Neutralising Capacity	KCl Extractable Calcium	KCl Extractable Magnesium	KCl Extractable Sulfur	Liming Rate	Magnesium in Peroxide	Net Acidity (acidity units)	Net Acidity (sulfur units)	Peroxide Oxidisable Sulfur	pH KCl	sulfidic - Acid Reacted Calcium	sulfidic - Acid Reacted Magnesium	sulfidic - Excess Acid Neutralising Capacity	sulfidic - Titratable Actual Acidity	sulfidic - Titratable Peroxide Acidity	sulfidic - Titratable Sulfidic Acidity	sulfidic-Acid Neutral	Sulfur in Peroxide	Titratable Actual Acidity	Titratable Peroxide Acidity	Titratable Sulfidic Acidity
									pH Unit	pH Units	pH Unit	Units	m H+/t	%	%	mol h+/t	mole H+/t	mole H+/t	m H+/t	mole H+/t	mole H+/t	-	%	% S	%	%	%	%	%	kg CaCO3/t	%	mole H+/t	%S	%	pH Unit	% S	%S	%S	%S	%S	%S	%S	%	mole H+/t	mole H+/t	mole H+/t
EQL									0.1		0.1	1	0.01	0.02	0.02	10	10	10	10	10	10	0.5	0.02	0.02	0.02	0.02	0.02	0.02	1	0.02	10	0.02	0.02	0.1	0.01	0.02	0.02	0.02	0.02	0.02	0.01	0.02	2	2	2
National Assessment Guidelines for Dredging- Maximum																																													
National Assessment Guidelines for Dredging- Screening																																													
QASSIT 1998 (Field Screen)									5-14	1	5-14	2																																	
QASSIT 1998 (Minimum)																															18	0.03													
x coord	y coord	Field ID	Core #	Depth (m)	Date Sample	SDG	GC Borelog Approved	Purpose																																					
151.2019	-23.7876	5425	5425	2.3-2.5	15/02/2009	EB0902664		Stage 1a	-	-	-	-	9.35	-	-	1870	-	-	139	-	-	1.5	-	0.22	-	-	-	-	<1	-	<10	<0.02	-	9.2	-	-	-	<0.02	-	-	3	-	<2	-	-
151.2019	-23.7876	5425	5425	2.8-3	15/02/2009	EB0902664		Stage 1a	-	-	-	-	11.8	-	-	2370	-	-	219	-	-	1.5	-	0.35	-	-	-	-	<1	-	<10	<0.02	-	9.1	-	-	-	<0.02	-	-	3.8	-	<2	-	-
151.2019	-23.7876	5425	5425	2-3	15/02/2009	ES0902289		Stage 1a	-	-	-	-	-	-	-	-	-	-	-	-	-	-	-	-	-	-	-	-	-	-	-	-	-	-	-	-	-	-	-	-	-	-	-	-	-
151.2019	-23.7876	5425	5425	3.3-3.5	15/02/2009	EB0902664		Stage 1a	-	-	-	-	17.7	-	-	3540	-	-	382	-	-	1.5	-	0.61	-	-	-	-	<1	-	<10	<0.02	-	8.9	-	-	-	<0.02	-	-	5.68	-	<2	-	-
151.2019	-23.7876	5425	5425	3.8-4	15/02/2009	EB0902664		Stage 1a	-	-	-	-	9.83	-	-	1960	-	-	415	-	-	1.5	-	0.66	-	-	-	-	<1	-	<10	<0.02	-	8.7	-	-	-	<0.02	-	-	3.15	-	<2	-	-
151.2019	-23.7876	5425	5425	3.8-4.2	15/02/2009	ES0902353		Stage 1a	-	-	-	-	-	-	-	-	-	-	-	-	-	-	-	-	-	-	-	-	-	-	-	-	-	-	-	-	-	-	-	-	-	-	-	-	-
151.2019	-23.7876	5425	5425	3-4	15/02/2009	ES0902289		Stage 1a	-	-	-	-	-	-	-	-	-	-	-	-	-	-	-	-	-	-	-	-	-	-	-	-	-	-	-	-	-	-	-	-	-	-	-	-	-
151.2019	-23.7876	5425	5425	4.3-4.5	15/02/2009	EB0902664		Stage 1a	-	-	-	-	8.53	-	-	1700	-	-	451	-	-	1.5	-	0.72	-	-	-	-	<1	-	<10	<0.02	-	8.7	-	-	-	<0.02	-	-	2.73	-	<2	-	-
151.2019	-23.7876	5425	5425	4.8-5	15/02/2009	EB0902664		Stage 1a	-	-	-	-	11.7	-	-	2340	-	-	44	-	-	1.5	-	0.07	-	-	-	-	<1	-	<10	<0.02	-	9.3	-	-	-	<0.02	-	-	3.75	-	<2	-	-
151.2019	-23.7876	5425	5425	4-5.5	15/02/2009	ES0902289		Stage 1a	-	-	-	-	-	-	-	-	-	-	-	-	-	-	-	-	-	-	-	-	-	-	-	-	-	-	-	-	-	-	-	-	-	-	-	-	-
151.2019	-23.7876	5425	5425	5.3-5.5	15/02/2009	EB0902664		Stage 1a	-	-	-	-	8.48	-	-	1690	-	-	67	-	-	1.5	-	0.11	-	-	-	-	<1	-	<10	<0.02	-	9.2	-	-	-	<0.02	-	-	2.72	-	<2	-	-
151.2019	-23.7876	5425	5425	5-5.5	15/02/2009	ES0902353		Stage 1a	-	-	-	-	-	-	-	-	-	-	-	-	-	-	-	-	-	-	-	-	<1	-	-	-	-	-	-	-	-	-	-	-	-	-	-	-	-
151.2019	-23.7876	5425_0.1	5425	0.1	15/02/2009	Field Test		Stage 1a	8.03	1.3	6.73	2	-	-	-	-	-	-	-	-	-	-	-	-	-	-	-	-	-	-	-	-	-	-	-	-	-	-	-	-	-	-	-	-	-
151.2019	-23.7876	5425_0.25	5425	0.25	15/02/2009	Field Test		Stage 1a	7.69	-0.32	8.01	3	-	-	-	-	-	-	-	-	-	-	-	-	-	-	-	-	-	-	-	-	-	-	-	-	-	-	-	-	-	-	-	-	-
151.2019	-23.7876	5425_0.5	5425	0.5	15/02/2009	Field Test		Stage 1a	7.22	0.86	6.36	2	-	-	-	-	-	-	-	-	-	-	-	-	-	-	-	-	-	-	-	-	-	-	-	-	-	-	-	-	-	-	-	-	-
151.2019	-23.7876	5425_0.75	5425	0.75	15/02/2009	Field Test		Stage 1a	7.3	-1.04	8.34	3	-	-	-	-	-	-	-	-	-	-	-	-	-	-	-	-	-	-	-	-	-	-	-	-	-	-	-	-	-	-	-	-	-
151.2019	-23.7876	5425_1	5425	1	15/02/2009	Field Test		Stage 1a	7.61	1.14	6.47	2	-	-	-	-	-	-	-	-	-	-	-	-	-	-	-	-	-	-	-	-	-	-	-	-	-	-	-	-	-	-	-	-	-
151.2019	-23.7876	5425_1.25	5425	1.25	15/02/2009	Field Test		Stage 1a	8.08	1.64	6.44	1	-	-	-	-	-	-	-	-	-	-	-	-	-	-	-	-	-	-	-	-	-	-	-	-	-	-	-	-	-	-	-	-	-
151.2019	-23.7876	5425_1.5	5425	1.5	15/02/2009	Field Test		Stage 1a	8.18	1.91	6.27	1	-	-	-	-	-	-	-	-	-	-	-	-	-	-	-	-	-	-	-	-	-	-	-	-	-	-	-	-	-	-	-	-	-
151.2019	-23.7876	5425_1.75	5425	1.75	15/02/2009	Field Test		Stage 1a	8.39	1.79	6.6	1	-	-	-	-	-	-	-	-	-	-	-	-	-	-	-	-	-	-	-	-	-	-	-	-	-	-	-	-	-	-	-	-	-
151.2019	-23.7876	5425_2	5425	2	15/02/2009	Field Test		Stage 1a	8.29	1.94	6.35	1	-	-	-	-	-	-	-	-	-	-	-	-	-	-	-	-	-	-	-	-	-	-	-	-	-	-	-	-	-	-	-	-	-
151.2019	-23.7876	5425_2.25	5425	2.25	15/02/2009	Field Test		Stage 1a	8.08	1.71	6.37	-	-	-	-	-	-	-	-	-	-	-	-	-	-	-	-	-	-	-	-	-	-	-	-	-	-	-	-	-	-	-	-	-	-
151.2019	-23.7876	5425_2.5	5425	2.5	15/02/2009	Field Test		Stage 1a	8.54	2.3	6.24	-	-	-	-	-	-	-	-	-	-	-	-	-	-	-	-	-	-	-	-	-	-	-	-	-	-	-	-	-	-	-	-	-	-
151.2019	-23.7876	5425_2.75	5425	2.75	15/02/2009	Field Test		Stage 1a	8.6	2.69	5.91	-	-	-	-	-	-	-	-	-	-	-	-	-	-	-	-	-	-	-	-	-	-	-	-	-	-	-	-	-	-	-	-	-	-
151.2019	-23.7876	5425_3	5425	3	15/02/2009	Field Test		Stage 1a	8.73	2.57	6.16	-	-	-	-	-	-	-	-	-	-	-	-	-	-	-	-	-	-	-	-	-	-	-	-	-	-	-	-	-	-	-	-	-	-
151.2019	-23.7876	5425_3.25	5425	3.25	15/02/2009	Field Test		Stage 1a	8.01	1.97	6.04	-	-	-	-	-	-	-	-	-	-	-	-	-	-	-	-	-	-	-	-	-	-	-	-	-	-	-	-	-	-	-	-	-	-
151.2019	-23.7876	5425_3.5	5425	3.5	15/02/2009	Field Test		Stage 1a	8.13	2.06	6.07	-	-	-	-	-	-	-	-	-	-	-	-	-	-	-	-	-	-	-	-	-	-	-	-	-	-	-	-	-	-	-	-	-	-
151.2019	-23.7876	5425_3.75	5425	3.75	15/02/2009	Field Test		Stage 1a	8.55	3.31	5.24	-	-	-	-	-	-	-	-	-	-	-	-	-	-	-	-	-	-	-	-	-	-	-	-	-	-	-	-	-	-	-	-	-	-
151.2019	-23.7876	5425_4	5425	4	15/02/2009	Field Test		Stage 1a	8.59	6.91	1.68	1	-	-	-	-	-	-	-	-	-	-	-	-	-	-	-	-	-	-	-	-	-	-	-	-	-	-	-	-	-	-	-	-	-
151.2019	-23.7876	5425_4.25	5425	4.25	15/02/2009	Field Test		Stage 1a	8.27	6.04	2.23	-	-	-	-	-	-	-	-	-	-	-	-	-	-	-	-	-	-	-	-	-	-	-	-	-	-	-	-	-	-	-	-	-	-
151.2019	-23.7876	5425_4.5	5425	4.5	15/02/2009	Field Test		Stage 1a	8.27	5.95	2.32	1	-	-	-	-	-	-	-	-	-	-	-	-	-	-	-	-	-	-	-	-	-	-	-	-	-	-	-	-	-	-	-	-	-
151.2019	-23.7876	5425_4.75	5425	4.75	15/02/2009	Field Test		Stage 1a	7.7	0.53	7.17	-	-	-	-	-	-	-	-	-	-	-	-	-	-	-	-	-	-	-	-	-	-	-	-	-	-	-	-	-	-	-	-	-	-
151.2019	-23.7876	5425_5	5425	5	15/02/2009	Field Test		Stage 1a	8.11	3.96	4.15	1	-	-	-	-	-	-	-	-	-	-	-	-	-	-	-	-	-	-	-	-	-	-	-	-	-	-	-	-	-	-	-	-	-
151.2019	-23.7876	5425_5.25	5425	5.25	15/02/2009	Field Test		Stage 1a	7.29	1.12	6.17	2	-	-	-	-	-	-	-	-	-	-	-	-	-	-	-	-	-	-	-	-	-	-	-	-	-	-	-	-	-	-	-	-	-
151.2019	-23.7876	5425_5.5	5425	5.5	15/02/2009	Field Test		Stage 1a	7.76	2.96	4.8	1	-	-	-	-	-	-	-	-	-	-	-	-	-	-	-	-	-	-	-	-	-	-	-	-	-	-	-	-	-	-	-	-	-
151.2019	-23.7876	DUP01	5425	4.3-4.5	15/02/2009	EB0902664		Stage 1a	-	-	-	-	3.71	-	-	741	-	-	526	-	-	1.5	-	0.84	-	-	-	-	2	-	32	0.05	-	8.5	-	-	-	<0.02	-	-	1.19	-	<2	-	-
151.2019	-23.7876	DUP02	5425	0 - 0.1	15/02/2009	EB0902664		Stage 1a	-	-	-	-	11.1	-	-	2220	-	-	62	-	-	1.5	-	0.1	-	-	-	-	<1	-	<10	<0.02	-	9.2	-	-	-	<0.02	-	-	3.55	-	<2	-	-
151.202	-23.795	5415	5415	0 - 0.25	29/04/2009	ES0906272		Stage 1b	-	-	-	-	-	-	-	-	-	-	-	-	-	-	-	-	-	-	-	-	-	-	-	-	-	-	-	-	-	-	-	-	-	-	-	-	-
151.202	-23.795	5415	5415	0.25-0.75	29/04/2009	ES0906272		Stage 1b	-	-	-	-	-	-	-	-	-	-	-	-	-	-	-	-	-	-	-	-	-	-	-	-	-	-	-	-	-	-	-	-	-	-	-	-	-
151.202	-23.795	5415	5415	0.75-1	29/04/2009	ES0906272		Stage 1b	-	-	-	-	-	-	-	-	-	-	-	-	-	-	-	-	-	-	-	-	-	-	-	-	-	-	-	-	-	-	-	-	-	-	-	-	-
151.202	-23.795	5415	5415	1-1.5	29/04/2009	ES0906272		Stage 1b	-	-	-	-	-	-	-	-	-	-	-	-	-	-	-	-	-	-	-	-	-	-	-	-	-	-	-	-	-	-	-	-	-	-	-	-	-
151.202	-23.795	5415A	5415	0 - 0.5	29/04/2009	ES0906272		Stage 1b	-	-	-	-	-	-	-	-	-	-	-	-	-	-	-	-	-	-	-	-	-	-	-	-	-	-	-	-	-	-	-	-	-	-	-	-	-
151.202	-23.795	5415A	5415	0.5-1.1	29/04/2009	ES0906272		Stage 1b	-	-	-	-	-	-	-	-	-	-	-	-	-	-	-	-	-	-	-	-	-	-	-	-	-	-	-	-	-	-	-	-	-	-	-	-	-
151.202	-23.795	5415B	5415	0 - 0.1	29/04/2009	EB0907169		Stage 1b	-	-	-	-	2.96	-	-	592	-	-	10	-	-	1.5	-	<0.02	-	-	-	-	<1	-	<10	<0.02	-	9.3	-	-	-	<0.02	-	-	0.95	-	<2	-	-
151.202	-23.795	5415B	5415	0 - 0.25	29/04/2009	ES0906272		Stage 1b	-	-	-	-	-	-	-	-	-	-	-	-	-	-	-	-	-	-	-	-	-	-	-	-	-	-	-	-	-	-	-	-	-	-	-	-	-
151.202	-23.795	5415B	5415	0 - 0.5	28/04/2009	ES0906568		Stage 1b	-	-	-	-	-	-	-	-	-	-	-	-	-	-	-	-	-	-	-	-	-	-	-	-	-	-	-	-	-	-	-	-	-	-	-	-	-
151.202	-23.795	5415B	5415	0.25-0.75	29/04/2009	ES0906272		Stage 1b	-	-	-	-	-	-	-	-	-	-	-	-	-	-	-	-	-	-	-	-	-	-	-	-	-	-	-	-	-	-	-	-	-	-	-	-	-
151.202	-23.795	5415B	5415	0.3-0.5	29/04/2009	EB0907169		Stage 1b	-	-	-	-	0.91	-	-	181	-	-	10	-	-	1.5	-	<0.02	-	-	-	-	<1	-	<10	<0.02	-	8.6	-	-	-	<0.02	-	-	0.29	-	<2	-	-
151.202	-23.795	5415B	5415	0.75-1	29/04/2009	ES0906272		Stage 1b	-	-	-	-	-	-	-	-	-	-	-	-	-	-	-	-	-	-	-	-	-	-	-	-	-	-	-	-	-	-	-	-	-	-	-	-	-
151.202	-23.795	5415B	5415	0.8-1	29/04/2009	EB0907169		Stage 1b	-	-	-	-	0.1	-	-	19	-	-	<10	-	-	1.5	-	<0.02	-	-	-	-	<1	-	<10	<0.02	-	9.1	-	-	-	<0.02	-	-	0.03	-	<2	-	-
151.202	-23.795	5415B	5415	1.3-1.5	29/04/2009	EB0907169		Stage 1b	-	-	-	-	0.19	-	-	38	-	-	10	-	-	1.5	-	<0.02	-	-	-	-	<1	-	<10	<0.02	-	6.8	-	-	-	<0.02	-	-	0.06	-	<2	-	-
151.202	-23.795	5415B	5415	1.5-2	28/04/2009	ES0906568		Stage 1b	-	-	-	-	-	-	-	-	-	-	-	-	-	-	-	-	-	-	-	-	-	-	-	-	-	-	-	-	-	-	-	-	-	-	-	-	-
151.202	-23.795	5415B	5415	1.5-2	29/04/2009	ES0906272		Stage 1b	-	-	-	-	-	-	-	-	-	-	-	-	-	-	-	-	-	-	-	-	-	-	-	-	-	-	-	-	-	-	-	-	-	-	-	-	-
151.202	-23.795	5415B	5415	1.8-2	29/04/2009	EB0907169		Stage 1b	-	-	-	-	0.33	-	-	67	-	-	<10	-	-	1.5	-	<0.02	-	-	-	-	<1	-	<10	<0.02	-	6.8	-	-	-	<0.02	-	-	0.11	-	<2	-	-
151.202	-23.795	5415B	5415	1-1.5	29/04/2009	ES0906272		Stage 1b	-	-	-	-	-	-	-	-	-	-	-	-	-	-	-	-	-	-	-	-	-	-	-	-	-	-	-	-	-	-	-	-	-	-	-	-	-
151.202	-23.795	5415B_0.1	5415	0.1	29/04/2009	Field Test		Stage 1b	8.45	-0.47	8.92	4	-	-	-	-	-	-	-	-	-	-	-	-	-	-	-	-	-	-	-	-	-	-	-	-	-	-	-	-	-	-	-	-	-
151.202	-23.795	5415B_0.2	5415	0.25	29/04/2009	Field Test		Stage 1b	7.78	1.59	6.19	-	-	-	-	-	-	-	-	-	-	-	-	-	-	-	-	-	-	-	-	-	-	-	-	-	-	-	-	-	-	-	-	-	-
151.202	-23.795	5415B_0.5	5415	0.5	29/04/2009	Field Test		Stage 1b	6.98	1.25	5.73	-	-	-	-	-	-	-	-	-	-	-	-	-	-	-	-	-	-	-	-	-	-	-	-	-	-	-	-	-	-	-	-	-	-
151.202	-23.795	5415B_0.7	5415	0.75	29/04/2009	Field Test		Stage 1b	7.42	1.61	5.81	-	-	-	-	-	-	-	-	-	-	-	-	-	-	-	-	-	-	-	-	-	-	-	-	-	-	-	-	-	-	-	-	-	-
151.202	-23.795	5415B_1	5415	1	29/04/2009	Field Test		Stage 1b	6.73	1.23	5.5	-	-	-	-	-	-	-	-	-	-	-	-	-	-	-	-	-	-	-	-	-	-	-	-	-	-	-	-	-	-	-	-	-	-
151.202	-23.795	5415B_1.2	5415	1.25	29/04/2009	Field Test		Stage 1b	6.63	1.03	5.6	1	-	-	-	-	-	-	-	-	-	-	-	-	-	-	-	-	-	-	-	-	-	-	-	-	-	-	-	-	-	-	-	-	-
151.202	-23.795	5415B_1.5	5415	1.5	29/04/2009	Field Test		Stage 1b	6.62	1.35	5.27	-	-	-	-	-	-	-	-	-	-	-	-	-	-	-	-	-	-	-	-	-	-	-	-	-	-	-	-	-	-	-	-	-	-
151.202	-23.795	5415B_1.7	5415	1.75	29/04/2009	Field Test		Stage 1b	6.69	1.13	5.56	-	-	-	-	-	-	-	-	-	-	-	-	-	-	-	-	-	-	-	-	-	-	-	-	-	-	-	-	-	-	-	-	-	-
151.202	-23.795	5415B_2	5415	2	29/04/2009	Field Test		Stage 1b	6.67	1.37	5.3	-	-	-	-	-	-	-	-	-	-	-	-	-	-	-	-	-	-	-	-	-	-	-	-	-	-	-	-	-	-	-	-	-	-
151.2026	-23.7965	5403	5403	0 - 0.1	3/05/2009	EB0907169		Stage 1b	-	-	-	-	5.14	-	-	1030	-	-	10	-	-	4.5	-	<0.02	-	-	-	-	<1	-	<10	<0.02	-	9.5	-	-	-	<0.02	-	-	1.65	-	<2	-	-
151.2026	-23.7965	5403	5403	0 - 0.8	3/05/2009	ES0906525		Stage 1b	-	-	-	-	-	-	-	-	-	-	-	-	-	-	-	-	-	-	-	-	-	-	-	-	-	-	-	-	-	-	-	-	-	-	-	-	-
151.2026	-23.7965	5403	5403	0 - 0.8	3/05/2009	ES0906569		Stage 1b	-	-	-	-	-	-	-	-	-	-	-	-	-	-	-	-	-	-	-	-	-	-	-	-	-	-	-	-	-	-	-	-	-	-	-	-	-
151.2026	-23.7965	5403	5403	0.3-0.5	3/05/2009	EB0907169		Stage 1b	-	-	-	-	0.5	-	-	101	-	-	<10	-	-	5.5	-	<0.02	-	-	-	-	<1	-	<10	<0.02	-	7.8	-	-	-	<0.02	-	-	0.16	-	<2	-	-
151.2026	-23.7965	5403_0.1	5403	0.1	3/05/2009	Field Test		Stage 1b	6.84	1.49	5.35	-	-	-	-	-	-	-	-	-	-	-	-	-	-	-	-	-	-	-	-	-	-	-	-	-	-	-	-	-	-	-	-	-	-
151.2026	-23.7965	5403_0.25	5403	0.25	3/05/2009	Field Test		Stage 1b	7.14	1.83	5.31	-	-	-	-	-	-	-	-	-	-	-	-	-	-	-	-	-	-	-	-	-	-	-	-	-	-	-	-	-	-	-	-	-	-
151.2026	-23.7965	5403_0.5	5403	0.5	3/05/2009	Field Test		Stage 1b	6.86	1.43	5.43	-	-	-	-	-	-	-	-	-	-	-	-	-	-	-	-	-	-	-	-	-	-	-	-	-	-	-	-	-	-	-	-	-	-
151.2026	-23.7965	5403_0.75	5403	0.75	3/05/2009	Field Test		Stage 1b	7.31	1.52	5.79	-	-	-	-	-	-	-	-	-	-	-	-	-	-	-	-	-	-	-	-	-	-	-	-	-	-	-	-	-	-	-	-	-	-
151.2028	-23.7879	5396	5396	0 - 0.1	9/02/2009	EB0902477		Stage 1a	-	-	-	-	2.44	-	-	488	-	-	<10	-	-	1.5	-	<0.02	-	-	-	-	<1	-	<10	<0.02	-	9.4	-	-	-	<0.02	-	-	0.78	-	<2	-	-
151.2028	-23.7879	5396	5396	0 - 0.5	9/02/2009	ES0901988		Stage 1a	-	-	-	-	-	-	-	-	-	-	-	-	-	-	-	-	-	-	-	-	-	-	-	-	-	-	-	-	-	-	-	-	-	-	-	-	-
151.2028	-23.7879	5396	5396	0.3-0.5	9/02/2009	EB0902477		Stage 1a	-	-	-	-	2.99	-	-	598	-	-	<10	-	-	1.5	-	<0.02	-	-	-	-	<1	-	<10	<0.02	-	9.5	-	-	-	<0.02	-	-	0.96	-	<2	-	-
151.2028	-23.7879	5396	5396	0.8-1	9/02/2009	EB0902477		Stage 1a	-	-	-	-	2.08	-	-	416	-	-	<10	-	-	1.5	-	<0.02	-	-	-	-	<1	-	<10	<0.02	-	9.5	-	-	-	<0.02	-	-	0.67	-	<2	-	-
151.2028	-23.7879	5396	5396	1.3-1.5	9/02/2009	EB0902477		Stage 1a	-	-	-	-	3.05	-	-	609	-	-	12	-	-	1.5	-	0.02	-	-	-	-	<1	-	<10	<0.02	-	9.1	-	-	-	<0.02	-	-	0.98	-	<2	-	-
151.2028	-23.7879	5396	5396	1.5-2	9/02/2009	ES0901988		Stage 1a	-	-	-	-	-	-	-	-	-	-	-	-	-	-	-	-	-	-	-	-	-	-	-	-	-	-	-	-	-	-	-	-	-	-	-	-	-
151.2028	-23.7879	5396	5396	1.8-2	9/02/2009	EB0902477		Stage 1a	-	-	-	-	3.55	-	-	709	-	-	20	-	-	1.5	-	0.03	-	-	-	-	<1	-	<10	<0.02	-	9.4	-	-	-	<0.02	-	-	1.14	-	<2	-	-
151.2028	-23.7879	5396	5396	2.3-2.5	9/02/2009	EB0902477		Stage 1a	-	-	-	-	8.46	-	-	1690	-	-	15	-	-	1.5	-	0.02	-	-	-	-	<1	-	<10	<0.02	-	9.4	-	-	-	<0.02	-	-	2.71	-	<2	-	-
151.2028	-23.7879	5396	5396	2.8-3	9/02/2009	EB0902477		Stage 1a	-	-	-	-	12.2	-	-	2430	-	-	166	-	-	1.5	-	0.27	-	-	-	-	<1	-	<10	<0.02	-	9.1	-	-	-	<0.02	-	-	3.9	-	<2	-	-
151.2028	-23.7879	5396	5396	2-2.5	9/02/2009	ES0901988		Stage 1a	-	-	-	-	-	-	-	-	-	-	-	-	-	-	-	-	-	-	-	-	-	-	-	-	-	-	-	-	-	-	-	-	-	-	-	-	-
151.2028	-23.7879	5396	5396	3.3-3.5	9/02/2009	EB0902477		Stage 1a	-	-	-	-	8.93	-	-	1780	-	-	203	-	-	1.5	-	0.32	-	-	-	-	<1	-	<10	<0.02	-	8.9	-	-	-	<0.02	-	-	2.86	-	<2	-	-
151.2028	-23.7879	5396	5396	3.8-4	9/02/2009	EB0902477		Stage 1a	-	-	-	-	10.4	-	-	2070	-	-	211	-	-	1.5	-	0.34	-	-	-	-	<1	-	<10	<0.02	-	8.9	-	-	-	<0.02	-	-	3.32	-	<2	-	-
151.2028	-23.7879	5396	5396	3-3.5	9/02/2009	ES0901988		Stage 1a	-	-	-	-	-	-	-	-	-	-	-	-	-	-	-	-	-	-	-	-	-	-	-	-	-	-	-	-	-	-	-	-	-	-	-	-	-
151.2028	-23.7879	5396	5396	4.3-4.5	9/02/2009	EB0902477		Stage 1a	-	-	-	-	1	-	-	201	-	-	12	-	-	1.5	-	<0.02	-	-	-	-	<1	-	<10	<0.02	-	9.3	-	-	-	<0.02	-	-	0.32	-	<2	-	-
151.2028	-23.7879	5396	5396	4.6-4.8	9/02/2009	EB0902477		Stage 1a	-	-	-	-	0.67	-	-	134	-	-	12	-	-	1.5	-	<0.02	-	-	-	-	<1	-	<10	<0.02	-	9.1	-	-	-	<0.02	-	-	0.21	-	<2	-	-
151.2028	-23.7879	5396 (0.5-1	5396	0.5-1	9/02/2009	ES0901981		Stage 1a	-	-	-	-	-	-	-	-	-	-	-	-	-	-	-	-	-	-	-	-	-	-	-	-	-	-	-	-	-	-	-	-	-	-	-	-	-
151.2028	-23.7879	5396 (0-0.5	5396	0 - 0.5	9/02/2009	ES0901981		Stage 1a	-	-	-	-	-	-	-	-	-	-	-	-	-	-	-	-	-	-	-	-	-	-	-	-	-	-	-	-	-	-	-	-	-	-	-	-	-
151.2028	-23.7879	5396 (1.0-1	5396	1-1.2	9/02/2009	ES0901981		Stage 1a	-	-	-	-	-	-	-	-	-	-	-	-	-	-	-	-	-	-	-	-	-	-	-	-	-	-	-	-	-	-	-	-	-	-	-	-	-
151.2028	-23.7879	5396 (1.25	5396	1.25-1.5	9/02/2009	ES0901981		Stage 1a	-	-	-	-	-	-	-	-	-	-	-	-	-	-	-	-	-	-	-	-	-	-	-	-	-	-	-	-	-	-	-	-	-	-	-	-	-
151.2028	-23.7879	5396 (1.5-1	5396	1.5-1.8	9/02/2009	ES0901981		Stage 1a	-	-	-	-	-	-	-	-	-	-	-	-	-	-	-	-	-	-	-	-	-	-	-	-	-	-	-	-	-	-	-	-	-	-	-	-	-
151.2028	-23.7879	5396 (1.8-2	5396	1.8-2	9/02/2009	ES0901981		Stage 1a	-	-	-	-	-	-	-	-	-	-	-	-	-	-	-	-	-	-	-	-	-	-	-	-	-	-	-	-	-	-	-	-	-	-	-	-	-
151.2028	-23.7879	5396 (2.0-2	5396	2-2.7	9/02/2009	ES0901981		Stage 1a	-	-	-	-	-	-	-	-	-	-	-	-	-	-	-	-	-	-	-	-	-	-	-	-	-	-	-	-	-	-	-	-	-	-	-	-	-
151.2028	-23.7879	5396 (2.7-3	5396	2.7-3	9/02/2009	ES0901981		Stage 1a	-	-	-	-	-	-	-	-	-	-	-	-	-	-	-	-	-	-	-	-	-	-	-	-	-	-	-	-	-	-	-	-	-	-	-	-	-
151.2028	-23.7879	5396 (3.0-4	5396	3-4.1	9/02/2009	ES0901981		Stage 1a	-	-	-	-	-	-	-	-	-	-	-	-	-	-	-	-	-	-	-	-	-	-	-	-	-	-	-	-	-	-	-	-	-	-	-	-	-
151.2028	-23.7879	5396 (4.1-4	5396	4.1-4.5	9/02/2009	ES0901981		Stage 1a	-	-	-	-	-	-	-	-	-	-	-	-	-	-	-	-	-	-	-	-	-	-	-	-	-	-	-	-	-	-	-	-	-	-	-	-	-
151.2028	-23.7879	5396 (4.5-4	5396	4.5-4.8	9/02/2009	ES0901981		Stage 1a	-	-	-	-	-	-	-	-	-	-	-	-	-	-	-	-	-	-	-	-	-	-	-	-	-	-	-	-	-	-	-	-	-	-	-	-	-

									ASS Field Test				ASS																														
									pH (F)	pH Change	pH OX	Reaction Rate	Acid Neutralising Capacity	Acid Reacted Calcium	Acid Reacted Magnesium	acidity - Acid Neutralising Capacity (19A2)	acidity - Acid Reacted Calcium	acidity - Acid Reacted Magnesium	acidity - Chromium Reducible Sulfur (a-22B)	acidity - Excess Acid Neutralising Capacity	acidity - Peroxide Oxidisable Sulfur	ANC Fineness Factor	Calcium in Peroxide	Chromium Reducible Sulfur	Excess Acid Neutralising Capacity	KCl Extractable Calcium	KCl Extractable Magnesium	KCl Extractable Sulfur	Liming Rate	Magnesium in Peroxide	Net Acidity (acidity units)	Net Acidity (sulfur units)	Peroxide Oxidisable Sulfur	pH KCl	sulfidic - Acid Reacted Calcium	sulfidic - Acid Reacted Magnesium	sulfidic - Excess Acid Neutralising Capacity	sulfidic - Titratable Actual Acidity	sulfidic - Titratable Peroxide Acidity	sulfidic - Titratable Sulfidic Acidity	sulfidic-Acid Neutral	Sulfur in Peroxide	Titratable Actual Acidity	Titratable Peroxide Acidity	Titratable Sulfidic Acidity
									pH Unit	pH Units	pH Unit	Units	m H+/t	%	%	mol h+/t	mole H+/t	mole H+/t	m H+/t	mole H+/t	mole H+/t	-	%	% S	%	%	%	%	kg CaCO3/t	%	mole H+/t	%S	%	pH Unit	% S	%S	%S	%S	%S	%S	%	mole H+/t	mole H+/t	mole H+/t
EQL									0.1		0.1	1	0.01	0.02	0.02	10	10	10	10	10	10	0.5	0.02	0.02	0.02	0.02	0.02	0.02	1	0.02	10	0.02	0.02	0.1	0.01	0.02	0.02	0.02	0.02	0.02	0.01	0.02	2	2	2
National Assessment Guidelines for Dredging- Maximum																																											
National Assessment Guidelines for Dredging- Screening																																											
QASSIT 1998 (Field Screen)									5-14	1	5-14	2																															
QASSIT 1998 (Minimum)																															18	0.03											
x coord	y coord	Field ID	Core #	Depth (m)	Date Sample	SDG	GC Borelog Approved	Purpose																																			
151.2028	-23.7879	5396_0.1	5396	0.1-0.1	9/02/2009	Field Test		Stage 1a	8.37	1.85	6.52	1	-	-	-	-	-	-	-	-	-	-	-	-	-	-	-	-	-	-	-	-	-	-	-	-	-	-	-	-	-	-	-
151.2028	-23.7879	5396_0.25	5396	0.25-0.25	9/02/2009	Field Test		Stage 1a	8.49	1.77	6.72	1	-	-	-	-	-	-	-	-	-	-	-	-	-	-	-	-	-	-	-	-	-	-	-	-	-	-	-	-	-	-	-
151.2028	-23.7879	5396_0.5	5396	0.5-0.5	9/02/2009	Field Test		Stage 1a	8.35	1.9	6.45	1	-	-	-	-	-	-	-	-	-	-	-	-	-	-	-	-	-	-	-	-	-	-	-	-	-	-	-	-	-	-	-
151.2028	-23.7879	5396_0.75	5396	0.75-0.75	9/02/2009	Field Test		Stage 1a	8.12	2.28	5.84	1	-	-	-	-	-	-	-	-	-	-	-	-	-	-	-	-	-	-	-	-	-	-	-	-	-	-	-	-	-	-	-
151.2028	-23.7879	5396_1	5396	1-1	9/02/2009	Field Test		Stage 1a	7.58	1.01	6.57	2	-	-	-	-	-	-	-	-	-	-	-	-	-	-	-	-	-	-	-	-	-	-	-	-	-	-	-	-	-	-	-
151.2028	-23.7879	5396_1.25	5396	1.25-1.25	9/02/2009	Field Test		Stage 1a	8.37	1.81	6.56	2	-	-	-	-	-	-	-	-	-	-	-	-	-	-	-	-	-	-	-	-	-	-	-	-	-	-	-	-	-	-	-
151.2028	-23.7879	5396_1.5	5396	1.5-1.5	9/02/2009	Field Test		Stage 1a	7.94	1.94	6	3	-	-	-	-	-	-	-	-	-	-	-	-	-	-	-	-	-	-	-	-	-	-	-	-	-	-	-	-	-	-	-
151.2028	-23.7879	5396_1.75	5396	1.75-1.75	9/02/2009	Field Test		Stage 1a	7.65	-0.53	8.18	3	-	-	-	-	-	-	-	-	-	-	-	-	-	-	-	-	-	-	-	-	-	-	-	-	-	-	-	-	-	-	-
151.2028	-23.7879	5396_2	5396	2-2	9/02/2009	Field Test		Stage 1a	8.47	2.05	6.42	1	-	-	-	-	-	-	-	-	-	-	-	-	-	-	-	-	-	-	-	-	-	-	-	-	-	-	-	-	-	-	-
151.2028	-23.7879	5396_2.25	5396	2.25-2.25	9/02/2009	Field Test		Stage 1a	8.07	2.63	5.44	1	-	-	-	-	-	-	-	-	-	-	-	-	-	-	-	-	-	-	-	-	-	-	-	-	-	-	-	-	-	-	-
151.2028	-23.7879	5396_2.5	5396	2.5-2.5	9/02/2009	Field Test		Stage 1a	7.59	1.49	6.1	1	-	-	-	-	-	-	-	-	-	-	-	-	-	-	-	-	-	-	-	-	-	-	-	-	-	-	-	-	-	-	-
151.2028	-23.7879	5396_2.75	5396	2.75-2.75	9/02/2009	Field Test		Stage 1a	8.57	2.37	6.2	1	-	-	-	-	-	-	-	-	-	-	-	-	-	-	-	-	-	-	-	-	-	-	-	-	-	-	-	-	-	-	-
151.2028	-23.7879	5396_3	5396	3-3	9/02/2009	Field Test		Stage 1a	8.19	1.87	6.32	1	-	-	-	-	-	-	-	-	-	-	-	-	-	-	-	-	-	-	-	-	-	-	-	-	-	-	-	-	-	-	-
151.2028	-23.7879	5396_3.25	5396	3.25-3.25	9/02/2009	Field Test		Stage 1a	8.45	3.05	5.4	2	-	-	-	-	-	-	-	-	-	-	-	-	-	-	-	-	-	-	-	-	-	-	-	-	-	-	-	-	-	-	-
151.2028	-23.7879	5396_3.5	5396	3.5-3.5	9/02/2009	Field Test		Stage 1a	8.24	3.79	4.45	3	-	-	-	-	-	-	-	-	-	-	-	-	-	-	-	-	-	-	-	-	-	-	-	-	-	-	-	-	-	-	-
151.2028	-23.7879	5396_3.75	5396	3.75-3.75	9/02/2009	Field Test		Stage 1a	8.15	2.53	5.62	1	-	-	-	-	-	-	-	-	-	-	-	-	-	-	-	-	-	-	-	-	-	-	-	-	-	-	-	-	-	-	-
151.2028	-23.7879	5396_4	5396	4-4	9/02/2009	Field Test		Stage 1a	7.99	2.36	5.63	1	-	-	-	-	-	-	-	-	-	-	-	-	-	-	-	-	-	-	-	-	-	-	-	-	-	-	-	-	-	-	-
151.2028	-23.7879	5396_4.25	5396	4.25-4.25	9/02/2009	Field Test		Stage 1a	7.69	1.46	6.23	1	-	-	-	-	-	-	-	-	-	-	-	-	-	-	-	-	-	-	-	-	-	-	-	-	-	-	-	-	-	-	-
151.2028	-23.7879	5396_4.5	5396	4.5-4.5	9/02/2009	Field Test		Stage 1a	7.88	1.65	6.23	1	-	-	-	-	-	-	-	-	-	-	-	-	-	-	-	-	-	-	-	-	-	-	-	-	-	-	-	-	-	-	-
151.2028	-23.7879	5396_4.75	5396	4.75-4.75	9/02/2009	Field Test		Stage 1a	7.69	1.49	6.2	1	-	-	-	-	-	-	-	-	-	-	-	-	-	-	-	-	-	-	-	-	-	-	-	-	-	-	-	-	-	-	-
151.2038	-23.7885	5365	5365	0 - 0.1	14/02/2009	EB0902546		Stage 1a	-	-	-	-	4.46	-	-	891	-	-	15	-	-	1.5	-	0.02	-	-	-	-	<1	-	<10	<0.02	-	9.1	-	-	-	<0.02	-	-	1.43	-	<2	-	-
151.2038	-23.7885	5365	5365	0 - 0.5	14/02/2009	ES0902201		Stage 1a	-	-	-	-	-	-	-	-	-	-	-	-	-	-	-	-	-	-	-	-	-	-	-	-	-	-	-	-	-	-	-	-	-	-	-
151.2038	-23.7885	5365	5365	0 - 0.5	14/02/2009	ES0902353		Stage 1a	-	-	-	-	-	-	-	-	-	-	-	-	-	-	-	-	-	-	-	-	-	-	-	-	-	-	-	-	-	-	-	-	-	-	-
151.2038	-23.7885	5365	5365	0.3-0.5	14/02/2009	EB0902546		Stage 1a	-	-	-	-	0.58	-	-	117	-	-	<10	-	-	1.5	-	<0.02	-	-	-	-	<1	-	<10	<0.02	-	9.3	-	-	-	<0.02	-	-	0.19	-	<2	-	-
151.2038	-23.7885	5365	5365	0.5-1	14/02/2009	ES0902201		Stage 1a	-	-	-	-	-	-	-	-	-	-	-	-	-	-	-	-	-	-	-	-	-	-	-	-	-	-	-	-	-	-	-	-	-	-	-
151.2038	-23.7885	5365	5365	0.8-1	14/02/2009	EB0902546		Stage 1a	-	-	-	-	0.8	-	-	159	-	-	<10	-	-	1.5	-	<0.02	-	-	-	-	<1	-	<10	<0.02	-	9.5	-	-	-	<0.02	-	-	0.26	-	<2	-	-
151.2038	-23.7885	5365	5365	1.3-1.5	14/02/2009	EB0902546		Stage 1a	-	-	-	-	0.96	-	-	191	-	-	<10	-	-	1.5	-	<0.02	-	-	-	-	<1	-	<10	<0.02	-	9.4	-	-	-	<0.02	-	-	0.31	-	<2	-	-
151.2038	-23.7885	5365	5365	1.5-2	14/02/2009	ES0902201		Stage 1a	-	-	-	-	-	-	-	-	-	-	-	-	-	-	-	-	-	-	-	-	-	-	-	-	-	-	-	-	-	-	-	-	-	-	-
151.2038	-23.7885	5365	5365	1.5-2	14/02/2009	ES0902353		Stage 1a	-	-	-	-	-	-	-	-	-	-	-	-	-	-	-	-	-	-	-	-	-	-	-	-	-	-	-	-	-	-	-	-	-	-	-
151.2038	-23.7885	5365	5365	1.8-2	14/02/2009	EB0902546		Stage 1a	-	-	-	-	0.74	-	-	149	-	-	<10	-	-	1.5	-	<0.02	-	-	-	-	<1	-	<10	<0.02	-	9.3	-	-	-	<0.02	-	-	0.24	-	<2	-	-
151.2038	-23.7885	5365	5365	1-1.5	14/02/2009	ES0902201		Stage 1a	-	-	-	-	-	-	-	-	-	-	-	-	-	-	-	-	-	-	-	-	-	-	-	-	-	-	-	-	-	-	-	-	-	-	-
151.2038	-23.7885	5365	5365	1-1.5	14/02/2009	ES0902353		Stage 1a	-	-	-	-	-	-	-	-	-	-	-	-	-	-	-	-	-	-	-	-	-	-	-	-	-	-	-	-	-	-	-	-	-	-	-
151.2038	-23.7885	5365	5365	2.3-2.5	14/02/2009	EB0902546		Stage 1a	-	-	-	-	9.13	-	-	1820	-	-	161	-	-	1.5	-	0.26	-	-	-	-	<1	-	<10	<0.02	-	9	-	-	-	<0.02	-	-	2.92	-	<2	-	-
151.2038	-23.7885	5365	5365	2.3-2.8	14/02/2009	ES0902201		Stage 1a	-	-	-	-	-	-	-	-	-	-	-	-	-	-	-	-	-	-	-	-	-	-	-	-	-	-	-	-	-	-	-	-	-	-	-
151.2038	-23.7885	5365	5365	2.5-2.8	14/02/2009	ES0902353		Stage 1a	-	-	-	-	-	-	-	-	-	-	-	-	-	-	-	-	-	-	-	-	-	-	-	-	-	-	-	-	-	-	-	-	-	-	-
151.2038	-23.7885	5365	5365	2.6-2.8	14/02/2009	EB0902546		Stage 1a	-	-	-	-	0.58	-	-	117	-	-	208	-	-	1.5	-	0.33	-	-	-	-	10	-	130	0.21	-	8.8	-	-	-	<0.02	-	-	0.19	-	<2	-	-
151.2038	-23.7885	5365	5365	2-2.3	14/02/2009	ES0902201		Stage 1a	-	-	-	-	-	-	-	-	-	-	-	-	-	-	-	-	-	-	-	-	-	-	-	-	-	-	-	-	-	-	-	-	-	-	-
151.2038	-23.7885	5365_0.1	5365	0.1-0.1	14/02/2009	Field Test		Stage 1a	8.89	2.59	6.3	1	-	-	-	-	-	-	-	-	-	-	-	-	-	-	-	-	-	-	-	-	-	-	-	-	-	-	-	-	-	-	-
151.2038	-23.7885	5365_0.25	5365	0.25-0.25	14/02/2009	Field Test		Stage 1a	8.41	2.13	6.28	-	-	-	-	-	-	-	-	-	-	-	-	-	-	-	-	-	-	-	-	-	-	-	-	-	-	-	-	-	-	-	-
151.2038	-23.7885	5365_0.5	5365	0.5-0.5	14/02/2009	Field Test		Stage 1a	8.36	2.16	6.2	-	-	-	-	-	-	-	-	-	-	-	-	-	-	-	-	-	-	-	-	-	-	-	-	-	-	-	-	-	-	-	-
151.2038	-23.7885	5365_0.75	5365	0.75-0.75	14/02/2009	Field Test		Stage 1a	8.39	2.44	5.95	-	-	-	-	-	-	-	-	-	-	-	-	-	-	-	-	-	-	-	-	-	-	-	-	-	-	-	-	-	-	-	-
151.2038	-23.7885	5365_1	5365	1-1	14/02/2009	Field Test		Stage 1a	8.28	2.48	5.8	-	-	-	-	-	-	-	-	-	-	-	-	-	-	-	-	-	-	-	-	-	-	-	-	-	-	-	-	-	-	-	-
151.2038	-23.7885	5365_1.25	5365	1.25-1.25	14/02/2009	Field Test		Stage 1a	8.59	2.27	6.32	-	-	-	-	-	-	-	-	-	-	-	-	-	-	-	-	-	-	-	-	-	-	-	-	-	-	-	-	-	-	-	-
151.2038	-23.7885	5365_1.5	5365	1.5-1.5	14/02/2009	Field Test		Stage 1a	8.39	1.93	6.46	-	-	-	-	-	-	-	-	-	-	-	-	-	-	-	-	-	-	-	-	-	-	-	-	-	-	-	-	-	-	-	-
151.2038	-23.7885	5365_1.75	5365	1.75-1.75	14/02/2009	Field Test		Stage 1a	8.82	2.65	6.17	-	-	-	-	-	-	-	-	-	-	-	-	-	-	-	-	-	-	-	-	-	-	-	-	-	-	-	-	-	-	-	-
151.2038	-23.7885	5365_2	5365	2-2	14/02/2009	Field Test		Stage 1a	8.59	2.16	6.43	-	-	-	-	-	-	-	-	-	-	-	-	-	-	-	-	-	-	-	-	-	-	-	-	-	-	-	-	-	-	-	-
151.2038	-23.7885	5365_2.25	5365	2.25-2.25	14/02/2009	Field Test		Stage 1a	8.32	2.05	6.27	-	-	-	-	-	-	-	-	-	-	-	-	-	-	-	-	-	-	-	-	-	-	-	-	-	-	-	-	-	-	-	-
151.2038	-23.7885	5365_2.5	5365	2.5-2.5	14/02/2009	Field Test		Stage 1a	8.73	6.1	2.63	4	-	-	-	-	-	-	-	-	-	-	-	-	-	-	-	-	-	-	-	-	-	-	-	-	-	-	-	-	-	-	-
151.2038	-23.7885	5365_2.75	5365	2.75-2.75	14/02/2009	Field Test		Stage 1a	8.21	4.45	3.76	2	-	-	-	-	-	-	-	-	-	-	-	-	-	-	-	-	-	-	-	-	-	-	-	-	-	-	-	-	-	-	-
151.2048	-23.7894	5330	5330	0 - 0.1	14/02/2009	EB0902546		Stage 1a	-	-	-	-	10.3	-	-	2060	-	-	<10	-	-	1.5	-	<0.02	-	-	-	-	<1	-	<10	<0.02	-	9.4	-	-	-	<0.02	-	-	3.3	-	<2	-	-
151.2048	-23.7894	5330	5330	0 - 0.5	14/02/2009	ES0902201		Stage 1a	-	-	-	-	-	-	-	-	-	-	-	-	-	-	-	-	-	-	-	-	-	-	-	-	-	-	-	-	-	-	-	-	-	-	-
151.2048	-23.7894	5330	5330	0 - 0.5	14/02/2009	ES0902353		Stage 1a	-	-	-	-	-	-	-	-	-	-	-	-	-	-	-	-	-	-	-	-	-	-	-	-	-	-	-	-	-	-	-	-	-	-	-
151.2048	-23.7894	5330	5330	0.3-0.5	14/02/2009	EB0902546		Stage 1a	-	-	-	-	9.77	-	-	1950	-	-	25	-	-	1.5	-	0.04	-	-	-	-	<1	-	<10	<0.02	-	9.3	-	-	-	<0.02	-	-	3.13	-	<2	-	-
151.2048	-23.7894	5330	5330	0.5-0.9	14/02/2009	ES0902201		Stage 1a	-	-	-	-	-	-	-	-	-	-	-	-	-	-	-	-	-	-	-	-	-	-	-	-	-	-	-	-	-	-	-	-	-	-	-
151.2048	-23.7894	5330	5330	0.7-0.9	14/02/2009	EB0902546		Stage 1a	-	-	-	-	4.88	-	-	976	-	-	15	-	-	1.5	-	0.02	-	-	-	-	<1	-	<10	<0.02	-	9.5	-	-	-	<0.02	-	-	1.56	-	<2	-	-
151.2048	-23.7894	5330	5330	1.3-1.5	14/02/2009	EB0902546		Stage 1a	-	-	-	-	4.19	-	-	838	-	-	374	-	-	1.5	-	0.6	-	-	-	-	<1	-	<10	<0.02	-	8.7	-	-	-	<0.02	-	-	1.34	-	<2	-	-
151.2048	-23.7894	5330	5330	1.5-2	14/02/2009	ES0902353		Stage 1a	-	-	-	-	-	-	-	-	-	-	-	-	-	-	-	-	-	-	-	-	-	-	-	-	-	-	-	-	-	-	-	-	-	-	-
151.2048	-23.7894	5330	5330	1.8-2	14/02/2009	EB0902546		Stage 1a	-	-	-	-	10.8	-	-	2160	-	-	300	-	-	1.5	-	0.48	-	-	-	-	<1	-	<10	<0.02	-	8.7	-	-	-	<0.02	-	-	3.47	-	<2	-	-
151.2048	-23.7894	5330	5330	1-1.5	14/02/2009	ES0902201		Stage 1a	-	-	-	-	-	-	-	-	-	-	-	-	-	-	-	-	-	-	-	-	-	-	-	-	-	-	-	-	-	-	-	-	-	-	-
151.2048	-23.7894	5330	5330	1-2	14/02/2009	ES0902201		Stage 1a	-	-	-	-	-	-	-	-	-	-	-	-	-	-	-	-	-	-	-	-	-	-	-	-	-	-	-	-	-	-	-	-	-	-	-
151.2048	-23.7894	5330	5330	2.1-2.5	14/02/2009	ES0902353		Stage 1a	-	-	-	-	-	-	-	-	-	-	-	-	-	-	-	-	-	-	-	-	-	-	-	-	-	-	-	-	-	-	-	-	-	-	-
151.2048	-23.7894	5330	5330	2.3-2.5	14/02/2009	EB0902546		Stage 1a	-	-	-	-	4.35	-	-	870	-	-	40	-	-	1.5	-	0.06	-	-	-	-	<1	-	<10	<0.02	-	9.2	-	-	-	<0.02	-	-	1.39	-	<2	-	-
151.2048	-23.7894	5330	5330	2.8-3	14/02/2009	EB0902546		Stage 1a	-	-	-	-	4.4	-	-	880	-	-	22	-	-	1.5	-	0.04	-	-	-	-	<1	-	<10	<0.02	-	9.2	-	-	-	<0.02	-	-	1.41	-	<2	-	-
151.2048	-23.7894	5330	5330	2-3	14/02/2009	ES0902201		Stage 1a	-	-	-	-	-	-	-	-	-	-	-	-	-	-	-	-	-	-	-	-	-	-	-	-	-	-	-	-	-	-	-	-	-	-	-
151.2048	-23.7894	5330	5330	3.3-3.5	14/02/2009	EB0902546		Stage 1a	-	-	-	-	7.59	-	-	1520	-	-	149	-	-	1.5	-	0.24	-	-	-	-	<1	-	<10	<0.02	-	8.7	-	-	-	<0.02	-	-	2.43	-	<2	-	-
151.2048	-23.7894	5330	5330	3.9-4.1	14/02/2009	EB0902546		Stage 1a	-	-	-	-	0.74	-	-	149	-	-	<10	-	-	1.5	-	<0.02	-	-	-	-	<1	-	<10	<0.02	-	8.7	-	-	-	<0.02	-	-	0.24	-	<2	-	-
151.2048	-23.7894	5330	5330	3-3.9	14/02/2009	ES0902201		Stage 1a	-	-	-	-	-	-	-	-	-	-	-	-	-	-	-	-	-	-	-	-	-	-	-	-	-	-	-	-	-	-	-	-	-	-	-
151.2048	-23.7894	5330	5330	4.3-4.5	14/02/2009	EB0902546		Stage 1a	-	-	-	-	0.96	-	-	191	-	-	22	-	-	1.5	-	0.04	-	-	-	-	<1	-	<10	<0.02	-	9.1	-	-	-	<0.02	-	-	0.31	-	<2	-	-
151.2048	-23.7894	5330	5330	4.8-5	14/02/2009	EB0902546		Stage 1a	-	-	-	-	0.37	-	-	74	-	-	12	-	-	1.5	-	<0.02	-	-	-	-	<1	-	<10	<0.02	-	8.8	-	-	-	<0.02	-	-	0.12	-	<2	-	-
151.2048	-23.7894	5330	5330	4-5	14/02/2009	ES0902201		Stage 1a	-	-	-	-	-	-	-	-	-	-	-	-	-	-	-	-	-	-	-	-	-	-	-	-	-	-	-	-	-	-	-	-	-	-	-
151.2048	-23.7894	5330_0.1	5330	0.1-0.1	14/02/2009	Field Test		Stage 1a	7.55	0.27	7.28	1	-	-	-	-	-	-	-	-	-	-	-	-	-	-	-	-	-	-	-	-	-	-	-	-	-	-	-	-	-	-	-
151.2048	-23.7894	5330_0.25	5330	0.25-0.25	14/02/2009	Field Test		Stage 1a	7.81	1.19	6.62	1	-	-	-	-	-	-	-	-	-	-	-	-	-	-	-	-	-	-	-	-	-	-	-	-	-	-	-	-	-	-	-
151.2048	-23.7894	5330_0.5	5330	0.5-0.5	14/02/2009	Field Test		Stage 1a	7.76	0.57	7.19	1	-	-	-	-	-	-	-	-	-	-	-	-	-	-	-	-	-	-	-	-	-	-	-	-	-	-	-	-	-	-	-
151.2048	-23.7894	5330_0.75	5330	0.75-0.75	14/02/2009	Field Test		Stage 1a	7.59	0.66	6.93	2	-	-	-	-	-	-	-	-	-	-	-	-	-	-	-	-	-	-	-	-	-	-	-	-	-	-	-	-	-	-	-
151.2048	-23.7894	5330_1	5330	1-1	14/02/2009	Field Test		Stage 1a	7.77	-0.25	8.02	1	-	-	-	-	-	-	-	-	-	-	-	-	-	-	-	-	-	-	-	-	-	-	-	-	-	-	-	-	-	-	-
151.2048	-23.7894	5330_1.25	5330	1.25-1.25	14/02/2009	Field Test		Stage 1a	8.32	2.92	5.4	2	-	-	-	-	-	-	-	-	-	-	-	-	-	-	-	-	-	-	-	-	-	-	-	-	-	-	-	-	-	-	-
151.2048	-23.7894	5330_1.5	5330	1.5-1.5	14/02/2009	Field Test		Stage 1a	7.92	2.39	5.53	2	-	-	-	-	-	-	-	-	-	-	-	-	-	-	-	-	-	-	-	-	-	-	-	-	-	-	-	-	-	-	-
151.2048	-23.7894	5330_1.75	5330	1.75-1.75	14/02/2009	Field Test		Stage 1a	7.73	1.18	6.55	2	-	-	-	-	-	-	-	-	-	-	-	-	-	-	-	-	-	-	-	-	-	-	-	-	-	-	-	-	-	-	-
151.2048	-23.7894	5330_2	5330	2-2	14/02/2009	Field Test		Stage 1a	7.93	3.24	4.69	1	-	-	-	-	-	-	-	-	-	-	-	-	-	-	-	-	-	-	-	-	-	-	-	-	-	-	-	-	-	-	-
151.2048	-23.7894	5330_2.25	5330	2.25-2.25	14/02/2009	Field Test		Stage 1a	8.03	4.06	3.97	2	-	-	-	-	-	-	-	-	-	-	-	-	-	-	-	-	-	-	-	-	-	-	-	-	-	-	-	-	-	-	-
151.2048	-23.7894	5330_2.5	5330	2.5-2.5	14/02/2009	Field Test		Stage 1a	7.49	1.09	6.4	1	-	-	-	-	-	-	-	-	-	-	-	-	-	-	-	-	-	-	-	-	-	-	-	-	-	-	-	-	-	-	-
151.2048	-23.7894	5330_2.75	5330	2.75-2.75	14/02/2009	Field Test		Stage 1a	7.52	1.03	6.49	1	-	-	-	-	-	-	-	-	-	-	-	-	-	-	-	-	-	-	-	-	-	-	-	-	-	-	-	-	-	-	-
151.2048	-23.7894	5330_3	5330	3-3	14/02/2009	Field Test		Stage 1a	7.77	1.22	6.55	1	-	-	-	-	-	-	-	-	-	-	-	-	-	-	-	-	-	-	-	-	-	-	-	-	-	-	-	-	-	-	-
151.2048	-23.7894	5330_3.25	5330	3.25-3.25	14/02/2009	Field Test		Stage 1a	7.97	1.42	6.55	1	-	-	-	-	-	-	-	-	-	-	-	-	-	-	-	-	-	-	-	-	-	-	-	-	-	-	-	-	-	-	-
151.2048	-23.7894	5330_3.5	5330	3.5-3.5	14/02/2009	Field Test		Stage 1a	7.94	1.8	6.14	1	-	-	-	-	-	-	-	-	-	-	-	-	-	-	-	-	-	-	-	-	-	-	-	-	-	-	-	-	-	-	-
151.2048	-23.7894	5330_3.75	5330	3.75-3.75	14/02/2009	Field Test		Stage 1a	8.11	1.82	6.29	1	-	-	-	-	-	-	-	-	-	-	-	-	-	-	-	-	-	-	-	-	-	-	-	-	-	-	-	-	-	-	-
151.2048	-23.7894	5330_4	5330	4-4	14/02/2009	Field Test		Stage 1a	8.77	2.5	6.27	1	-	-	-	-	-	-	-	-	-	-	-	-	-	-	-	-	-	-	-	-	-	-	-	-	-	-	-	-	-	-	-
151.2048	-23.7894	5330_4.25	5330	4.25-4.25	14/02/2009	Field Test		Stage 1a	6.88	-0.38	7.26	1	-	-	-	-	-	-	-	-	-	-	-	-	-	-	-	-	-	-	-	-	-	-	-	-	-	-	-	-	-	-	-
151.2048	-23.7894	5330_4.5	5330	4.5-4.5	14/02/2009	Field Test		Stage 1a	6.98	1.31	5.67	1	-	-	-	-	-	-	-	-	-	-	-	-	-	-	-	-	-	-	-	-	-	-	-	-	-	-	-	-	-	-	-
151.2048	-23.7894	5330_4.75	5330	4.75-4.75	14/02/2009	Field Test		Stage 1a	6.83	0.94	5.89	1	-	-	-	-	-	-	-	-	-	-	-	-	-	-	-	-	-	-	-	-	-	-	-	-	-	-	-	-	-	-	-
151.2048	-23.7894	5330_5	5330	5-5	14/02/2009	Field Test		Stage 1a	7.46	1.44	6.02	1	-	-	-	-	-	-	-	-	-	-	-	-	-	-	-	-	-	-	-	-	-	-	-	-	-	-	-	-	-	-	-
151.2048	-23.7894	D02-14020	5330	0 - 0.5	14/02/2009	ES0902201		Stage 1a	-	-	-	-	-	-	-	-	-	-	-	-	-	-	-	-	-	-	-	-	-	-	-	-	-	-	-	-	-	-	-	-	-	-	-
151.2049	-23.7849	5320	5320	0 - 0.1	25/04/2009	EB0906755		Stage 4	-	-	-	-	4.49	-	-	897	-	-	215	-	-	1.5	-	0.34	-	-	-	-	<1	-	<10	<0.02	-	8.7	-	-	-	<0.02	-	-	1.44	-	<2	-	-
151.2049	-23.7849	5320	5320	0 - 0.5	25/04/2009	ES0906009		Stage 4	-	-	-	-	-	-	-	-	-	-	-	-	-	-	-	-	-	-	-	-	-	-	-	-	-	-	-	-	-	-	-	-	-	-	-
151.2049	-23.7849	5320	5320	0 - 0.5	25/04/2009	ES0906568		Stage 4	-	-	-	-	-	-	-	-	-	-	-	-	-	-	-	-	-	-	-	-	-	-	-	-	-	-	-	-	-	-	-	-	-	-	-
151.2049	-23.7849	5320	5320	0.3-0.5	25/04/2009	EB0906755		Stage 4	-	-	-	-	3.6	-	-	718	-	-	576	-	-	1.5	-	0.92	-	-	-	-	7	-	97	0.16	-	8.6	-	-	-	<0.02	-	-	1.15	-	<2	-	-
151.2049	-23.7849	5320	5320	0.5-1	25/04/2009	ES0906009		Stage 4	-	-	-	-	-	-	-	-	-	-	-	-	-	-	-	-	-	-	-	-	-	-	-	-	-	-	-	-	-	-	-	-	-	-	-
151.2049	-23.7849	5320	5320	0.8-1	25/04/2009	EB0906755		Stage 4	-	-	-	-	4.05	-	-	810	-	-	576	-	-	1.5	-	0.92	-	-	-	-	3	-	36	0.06	-	6.9	-	-	-	<0.02	-	-	1.3	-	<2	-	-

									ASS Field Test				ASS																																
x coord	y coord	Field ID	Core #	Depth (m)	Date Sampled	SDG	GC Borelog Approved	Purpose	pH (F)	pH Change	pH OX	Reaction Rate	Acid Neutralising Capacity	Acid Reacted Calcium	Acid Reacted Magnesium	acidity - Acid Neutralising Capacity (19A2)	acidity - Acid Reacted Calcium	acidity - Acid Reacted Magnesium	acidity - Chromium Reducible Sulfur (a-22B)	acidity - Excess Acid Neutralising Capacity	acidity - Peroxide Oxidisable Sulfur	ANC Fineness Factor	Calcium in Peroxide	Chromium Reducible Sulfur	Excess Acid Neutralising Capacity	KCl Extractable Calcium	KCl Extractable Magnesium	KCl Extractable Sulfur	Liming Rate	Magnesium in Peroxide	Net Acidity (acidity units)	Net Acidity (sulfur units)	Peroxide Oxidisable Sulfur	pH KCl	sulfidic - Acid Reacted Calcium	sulfidic - Acid Reacted Magnesium	sulfidic - Excess Acid Neutralising Capacity	sulfidic - Titratable Actual Acidity	sulfidic - Titratable Peroxide Acidity	sulfidic - Titratable Sulfidic Acidity	sulfidic-Acid Neutral	Sulfur in Peroxide	Titratable Actual Acidity	Titratable Peroxide Acidity	Titratable Sulfidic Acidity
									pH Unit	pH Units	pH Unit	Units	m H+/t	%	%	mol h+/t	mole H+/t	mole H+/t	m H+/t	mole H+/t	mole H+/t	-	%	% S	%	%	%	%	kg CaCO3/t	%	mole H+/t	%S	%	pH Unit	% S	%S	%S	%S	%S	%S	%S	%	mole H+/t	mole H+/t	mole H+/t
EQL									0.1		0.1	1	0.01	0.02	0.02	10	10	10	10	10	10	0.5	0.02	0.02	0.02	0.02	0.02	0.02	1	0.02	10	0.02	0.02	0.1	0.01	0.02	0.02	0.02	0.02	0.02	0.01	0.02	2	2	2
National Assessment Guidelines for Dredging- Maximum																																													
National Assessment Guidelines for Dredging- Screening																																													
QASSIT 1998 (Field Screen)									5-14	1	5-14	2																																	
QASSIT 1998 (Minimum)																																	18	0.03													
151.2049	-23.7849	5320	5320	1.3-1.5	25/04/2009	EB0906755		Stage 4	-	-	-	-	2.86	-	-	571	-	-	457	-	-	1.5	-	0.73	-	-	-	-	6	-	77	0.12	-	8.6	-	-	-	<0.02	-	-	0.91	-	<2	-	-
151.2049	-23.7849	5320	5320	1.5-2	25/04/2009	ES0906009		Stage 4	-	-	-	-	-	-	-	-	-	-	-	-	-	-	-	-	-	-	-	-	-	-	-	-	-	-	-	-	-	-	-	-	-	-	-	-	-
151.2049	-23.7849	5320	5320	1.8-2	25/04/2009	EB0906755		Stage 4	-	-	-	-	1.86	-	-	372	-	-	416	-	-	1.5	-	0.67	-	-	-	-	13	-	168	0.27	-	8.6	-	-	-	<0.02	-	-	0.6	-	<2	-	-
151.2049	-23.7849	5320	5320	1-1.5	25/04/2009	ES0906009		Stage 4	-	-	-	-	-	-	-	-	-	-	-	-	-	-	-	-	-	-	-	-	-	-	-	-	-	-	-	-	-	-	-	-	-	-	-	-	-
151.2049	-23.7849	5320	5320	2.3-2.5	25/04/2009	EB0906755		Stage 4	-	-	-	-	3.49	-	-	698	-	-	402	-	-	1.5	-	0.64	-	-	-	-	<1	-	<10	<0.02	-	8.6	-	-	-	<0.02	-	-	1.12	-	<2	-	-
151.2049	-23.7849	5320	5320	2.5-3	25/04/2009	ES0906568		Stage 4	-	-	-	-	-	-	-	-	-	-	-	-	-	-	-	-	-	-	-	-	-	-	-	-	-	-	-	-	-	-	-	-	-	-	-	-	-
151.2049	-23.7849	5320	5320	2-3	25/04/2009	ES0906009		Stage 4	-	-	-	-	-	-	-	-	-	-	-	-	-	-	-	-	-	-	-	-	-	-	-	-	-	-	-	-	-	-	-	-	-	-	-	-	-
151.2049	-23.7849	5320	5320	3.3-3.5	25/04/2009	EB0906755		Stage 4	-	-	-	-	1.66	-	-	331	-	-	431	-	-	1.5	-	0.69	-	-	-	-	16	-	210	0.34	-	8.5	-	-	-	<0.02	-	-	0.53	-	<2	-	-
151.2049	-23.7849	5320	5320	3-4	25/04/2009	ES0906009		Stage 4	-	-	-	-	-	-	-	-	-	-	-	-	-	-	-	-	-	-	-	-	-	-	-	-	-	-	-	-	-	-	-	-	-	-	-	-	-
151.2049	-23.7849	5320	5320	4.3-4.5	25/04/2009	EB0906755		Stage 4	-	-	-	-	1.48	-	-	296	-	-	440	-	-	1.5	-	0.71	-	-	-	-	18	-	243	0.39	-	8.5	-	-	-	<0.02	-	-	0.47	-	<2	-	-
151.2049	-23.7849	5320	5320	4.8-5	25/04/2009	EB0906755		Stage 4	-	-	-	-	2.55	-	-	509	-	-	213	-	-	1.5	-	0.34	-	-	-	-	<1	-	<10	<0.02	-	9	-	-	-	<0.02	-	-	0.82	-	<2	-	-
151.2049	-23.7849	5320	5320	4-5	25/04/2009	ES0906009		Stage 4	-	-	-	-	-	-	-	-	-	-	-	-	-	-	-	-	-	-	-	-	-	-	-	-	-	-	-	-	-	-	-	-	-	-	-	-	-
151.2049	-23.7849	5320_0.1	5320	0.1	25/04/2009	Field Test		Stage 4	8.74	2.73	6.01	2	-	-	-	-	-	-	-	-	-	-	-	-	-	-	-	-	-	-	-	-	-	-	-	-	-	-	-	-	-	-	-	-	-
151.2049	-23.7849	5320_0.25	5320	0.25	25/04/2009	Field Test		Stage 4	8.42	2.76	5.66	2	-	-	-	-	-	-	-	-	-	-	-	-	-	-	-	-	-	-	-	-	-	-	-	-	-	-	-	-	-	-	-	-	-
151.2049	-23.7849	5320_0.5	5320	0.5	25/04/2009	Field Test		Stage 4	8.73	2.6	6.13	2	-	-	-	-	-	-	-	-	-	-	-	-	-	-	-	-	-	-	-	-	-	-	-	-	-	-	-	-	-	-	-	-	-
151.2049	-23.7849	5320_0.75	5320	0.75	25/04/2009	Field Test		Stage 4	8.48	2.52	5.96	2	-	-	-	-	-	-	-	-	-	-	-	-	-	-	-	-	-	-	-	-	-	-	-	-	-	-	-	-	-	-	-	-	-
151.2049	-23.7849	5320_1	5320	1	25/04/2009	Field Test		Stage 4	8.49	2.69	5.8	2	-	-	-	-	-	-	-	-	-	-	-	-	-	-	-	-	-	-	-	-	-	-	-	-	-	-	-	-	-	-	-	-	-
151.2049	-23.7849	5320_1.25	5320	1.25	25/04/2009	Field Test		Stage 4	8.6	2.7	5.9	2	-	-	-	-	-	-	-	-	-	-	-	-	-	-	-	-	-	-	-	-	-	-	-	-	-	-	-	-	-	-	-	-	-
151.2049	-23.7849	5320_1.5	5320	1.5	25/04/2009	Field Test		Stage 4	8.52	2.41	6.11	1	-	-	-	-	-	-	-	-	-	-	-	-	-	-	-	-	-	-	-	-	-	-	-	-	-	-	-	-	-	-	-	-	-
151.2049	-23.7849	5320_1.75	5320	1.75	25/04/2009	Field Test		Stage 4	8.83	6.02	2.81	4	-	-	-	-	-	-	-	-	-	-	-	-	-	-	-	-	-	-	-	-	-	-	-	-	-	-	-	-	-	-	-	-	-
151.2049	-23.7849	5320_2	5320	2	25/04/2009	Field Test		Stage 4	8.5	2.43	6.07	3	-	-	-	-	-	-	-	-	-	-	-	-	-	-	-	-	-	-	-	-	-	-	-	-	-	-	-	-	-	-	-	-	-
151.2049	-23.7849	5320_2.25	5320	2.25	25/04/2009	Field Test		Stage 4	8.53	4.99	3.54	1	-	-	-	-	-	-	-	-	-	-	-	-	-	-	-	-	-	-	-	-	-	-	-	-	-	-	-	-	-	-	-	-	-
151.2049	-23.7849	5320_2.5	5320	2.5	25/04/2009	Field Test		Stage 4	8.63	4	4.63	2	-	-	-	-	-	-	-	-	-	-	-	-	-	-	-	-	-	-	-	-	-	-	-	-	-	-	-	-	-	-	-	-	-
151.2049	-23.7849	5320_2.75	5320	2.75	25/04/2009	Field Test		Stage 4	8.69	4.77	3.92	2	-	-	-	-	-	-	-	-	-	-	-	-	-	-	-	-	-	-	-	-	-	-	-	-	-	-	-	-	-	-	-	-	-
151.2049	-23.7849	5320_3	5320	3	25/04/2009	Field Test		Stage 4	8.48	6.54	1.94	2	-	-	-	-	-	-	-	-	-	-	-	-	-	-	-	-	-	-	-	-	-	-	-	-	-	-	-	-	-	-	-	-	-
151.2049	-23.7849	5320_3.25	5320	3.25	25/04/2009	Field Test		Stage 4	8.5	5.36	3.14	3	-	-	-	-	-	-	-	-	-	-	-	-	-	-	-	-	-	-	-	-	-	-	-	-	-	-	-	-	-	-	-	-	-
151.2049	-23.7849	5320_3.5	5320	3.5	25/04/2009	Field Test		Stage 4	8.42	5.71	2.71	2	-	-	-	-	-	-	-	-	-	-	-	-	-	-	-	-	-	-	-	-	-	-	-	-	-	-	-	-	-	-	-	-	-
151.2049	-23.7849	5320_3.75	5320	3.75	25/04/2009	Field Test		Stage 4	7.88	6.11	1.77	2	-	-	-	-	-	-	-	-	-	-	-	-	-	-	-	-	-	-	-	-	-	-	-	-	-	-	-	-	-	-	-	-	-
151.2049	-23.7849	5320_4	5320	4	25/04/2009	Field Test		Stage 4	7.96	6.01	1.95	2	-	-	-	-	-	-	-	-	-	-	-	-	-	-	-	-	-	-	-	-	-	-	-	-	-	-	-	-	-	-	-	-	-
151.2049	-23.7849	5320_4.25	5320	4.25	25/04/2009	Field Test		Stage 4	8.3	5.96	2.34	2	-	-	-	-	-	-	-	-	-	-	-	-	-	-	-	-	-	-	-	-	-	-	-	-	-	-	-	-	-	-	-	-	-
151.2049	-23.7849	5320_4.5	5320	4.5	25/04/2009	Field Test		Stage 4	8.44	7.09	1.35	2	-	-	-	-	-	-	-	-	-	-	-	-	-	-	-	-	-	-	-	-	-	-	-	-	-	-	-	-	-	-	-	-	-
151.2049	-23.7849	5320_4.75	5320	4.75	25/04/2009	Field Test		Stage 4	8.47	3.31	5.16	2	-	-	-	-	-	-	-	-	-	-	-	-	-	-	-	-	-	-	-	-	-	-	-	-	-	-	-	-	-	-	-	-	-
151.2049	-23.7849	5320_5	5320	5	25/04/2009	Field Test		Stage 4	8.83	3.05	5.78	-	-	-	-	-	-	-	-	-	-	-	-	-	-	-	-	-	-	-	-	-	-	-	-	-	-	-	-	-	-	-	-	-	-
151.2049	-23.7849	BV5320	5320	2-3	25/04/2009	ES0906040		Stage 4	-	-	-	-	-	-	-	-	-	-	-	-	-	-	-	-	-	-	-	-	-	-	-	-	-	-	-	-	-	-	-	-	-	-	-	-	-
151.2049	-23.7849	D04_2504(	5320	2.3-2.5	25/04/2009	EB0906755		Stage 4	-	-	-	-	1.94	-	-	387	-	-	373	-	-	1.5	-	0.6	-	-	-	-	8	-	114	0.18	-	8.5	-	-	-	<0.02	-	-	0.62	-	<2	-	-
151.2049	-23.7849	D05_2504(	5320	1.3-1.5	25/04/2009	EB0906755		Stage 4	-	-	-	-	2.47	-	-	494	-	-	452	-	-	1.5	-	0.72	-	-	-	-	9	-	123	0.2	-	8.5	-	-	-	<0.02	-	-	0.79	-	<2	-	-
151.2057	-23.7903	5292	5292	0 - 0.1	14/02/2009	EB0902546		Stage 1a	-	-	-	-	25.2	-	-	5030	-	-	268	-	-	1.5	-	0.43	-	-	-	-	<1	-	<10	<0.02	-	8.9	-	-	-	<0.02	-	-	8.06	-	<2	-	-
151.2057	-23.7903	5292	5292	0 - 0.5	14/02/2009	ES0902201		Stage 1a	-	-	-	-	-	-	-	-	-	-	-	-	-	-	-	-	-	-	-	-	-	-	-	-	-	-	-	-	-	-	-	-	-	-	-	-	-
151.2057	-23.7903	5292	5292	0 - 0.5	14/02/2009	ES0902353		Stage 1a	-	-	-	-	-	-	-	-	-	-	-	-	-	-	-	-	-	-	-	-	-	-	-	-	-	-	-	-	-	-	-	-	-	-	-	-	-
151.2057	-23.7903	5292	5292	0.3-0.5	14/02/2009	EB0902546		Stage 1a	-	-	-	-	19.2	-	-	3840	-	-	422	-	-	1.5	-	0.68	-	-	-	-	<1	-	<10	<0.02	-	8.7	-	-	-	<0.02	-	-	6.15	-	<2	-	-
151.2057	-23.7903	5292	5292	0.5-1	14/02/2009	ES0902201		Stage 1a	-	-	-	-	-	-	-	-	-	-	-	-	-	-	-	-	-	-	-	-	-	-	-	-	-	-	-	-	-	-	-	-	-	-	-	-	-
151.2057	-23.7903	5292	5292	0.8-1	14/02/2009	EB0902546		Stage 1a	-	-	-	-	21	-	-	4190	-	-	310	-	-	1.5	-	0.5	-	-	-	-	<1	-	<10	<0.02	-	8.7	-	-	-	<0.02	-	-	6.72	-	<2	-	-
151.2057	-23.7903	5292	5292	1.2-1.4	14/02/2009	EB0902546		Stage 1a	-	-	-	-	11.2	-	-	2240	-	-	320	-	-	1.5	-	0.51	-	-	-	-	<1	-	<10	<0.02	-	8.7	-	-	-	<0.02	-	-	3.59	-	<2	-	-
151.2057	-23.7903	5292	5292	1.5-2	14/02/2009	ES0902201		Stage 1a	-	-	-	-	-	-	-	-	-	-	-	-	-	-	-	-	-	-	-	-	-	-	-	-	-	-	-	-	-	-	-	-	-	-	-	-	-
151.2057	-23.7903	5292	5292	1.8-2	14/02/2009	EB0902546		Stage 1a	-	-	-	-	3.5	-	-	700	-	-	<10	-	-	1.5	-	<0.02	-	-	-	-	<1	-	<10	<0.02	-	9.3	-	-	-	<0.02	-	-	1.12	-	<2	-	-
151.2057	-23.7903	5292	5292	1-1.5	14/02/2009	ES0902201		Stage 1a	-	-	-	-	-	-	-	-	-	-	-	-	-	-	-	-	-	-	-	-	-	-	-	-	-	-	-	-	-	-	-	-	-	-	-	-	-
151.2057	-23.7903	5292	5292	2.3-2.5	14/02/2009	EB0902546		Stage 1a	-	-	-	-	3.82	-	-	764	-	-	<10	-	-	1.5	-	<0.02	-	-	-	-	<1	-	<10	<0.02	-	9.4	-	-	-	<0.02	-	-	1.22	-	<2	-	-
151.2057	-23.7903	5292	5292	2.8-3	14/02/2009	EB0902546		Stage 1a	-	-	-	-	5.94	-	-	1190	-	-	<10	-	-	1.5	-	<0.02	-	-	-	-	<1	-	<10	<0.02	-	9.4	-	-	-	<0.02	-	-	1.9	-	<2	-	-
151.2057	-23.7903	5292	5292	2-2.5	14/02/2009	ES0902353		Stage 1a	-	-	-	-	-	-	-	-	-	-	-	-	-	-	-	-	-	-	-	-	-	-	-	-	-	-	-	-	-	-	-	-	-	-	-	-	-
151.2057	-23.7903	5292	5292	2-3	14/02/2009	ES0902201		Stage 1a	-	-	-	-	-	-	-	-	-	-	-	-	-	-	-	-	-	-	-	-	-	-	-	-	-	-	-	-	-	-	-	-	-	-	-	-	-
151.2057	-23.7903	5292	5292	3.5-4	14/02/2009	ES0902353		Stage 1a	-	-	-	-	-	-	-	-	-	-	-	-	-	-	-	-	-	-	-	-	-	-	-	-	-	-	-	-	-	-	-	-	-	-	-	-	-
151.2057	-23.7903	5292	5292	3.8-4	14/02/2009	EB0902546		Stage 1a	-	-	-	-	10.1	-	-	2010	-	-	<10	-	-	1.5	-	<0.02	-	-	-	-	<1	-	<10	<0.02	-	9.4	-	-	-	<0.02	-	-	3.23	-	<2	-	-
151.2057	-23.7903	5292	5292	3-4	14/02/2009	ES0902201		Stage 1a	-	-	-	-	-	-	-	-	-	-	-	-	-	-	-	-	-	-	-	-	-	-	-	-	-	-	-	-	-	-	-	-	-	-	-	-	-
151.2057	-23.7903	5292	5292	4.3-4.5	14/02/2009	EB0902546		Stage 1a	-	-	-	-	9.77	-	-	1950	-	-	<10	-	-	1.5	-	<0.02	-	-	-	-	<1	-	<10	<0.02	-	9.4	-	-	-	<0.02	-	-	3.13	-	<2	-	-
151.2057	-23.7903	5292	5292	4.8-5	14/02/2009	EB0902546		Stage 1a	-	-	-	-	10.6	-	-	2110	-	-	<10	-	-	1.5	-	<0.02	-	-	-	-	<1	-	<10	<0.02	-	9.2	-	-	-	<0.02	-	-	3.38	-	<2	-	-
151.2057	-23.7903	5292	5292	4-5	14/02/2009	ES0902201		Stage 1a	-	-	-	-	-	-	-	-	-	-	-	-	-	-	-	-	-	-	-	-	-	-	-	-	-	-	-	-	-	-	-	-	-	-	-	-	-
151.2057	-23.7903	5292	5292	5.4-5.5	14/02/2009	EB0902546		Stage 1a	-	-	-	-	0.16	-	-	32	-	-	<10	-	-	1.5	-	<0.02	-	-	-	-	<1	-	<10	<0.02	-	8.5	-	-	-	<0.02	-	-	0.05	-	<2	-	-
151.2057	-23.7903	5292	5292	5-5.5	14/02/2009	ES0902201		Stage 1a	-	-	-	-	-	-	-	-	-	-	-	-	-	-	-	-	-	-	-	-	-	-	-	-	-	-	-	-	-	-	-	-	-	-	-	-	-
151.2057	-23.7903	5292_0.1	5292	0.1-0.1	14/02/2009	Field Test		Stage 1a	8.69	3.65	5.04	3	-	-	-	-	-	-	-	-	-	-	-	-	-	-	-	-	-	-	-	-	-	-	-	-	-	-	-	-	-	-	-	-	-
151.2057	-23.7903	5292_0.25	5292	0.25-0.25	14/02/2009	Field Test		Stage 1a	8.6	3.2	5.4	2	-	-	-	-	-	-	-	-	-	-	-	-	-	-	-	-	-	-	-	-	-	-	-	-	-	-	-	-	-	-	-	-	-
151.2057	-23.7903	5292_0.5	5292	0.5-0.5	14/02/2009	Field Test		Stage 1a	8.58	2.82	5.76	1	-	-	-	-	-	-	-	-	-	-	-	-	-	-	-	-	-	-	-	-	-	-	-	-	-	-	-	-	-	-	-	-	-
151.2057	-23.7903	5292_0.75	5292	0.75-0.75	14/02/2009	Field Test		Stage 1a	8.5	4.43	4.07	1	-	-	-	-	-	-	-	-	-	-	-	-	-	-	-	-	-	-	-	-	-	-	-	-	-	-	-	-	-	-	-	-	-
151.2057	-23.7903	5292_1	5292	1-1	14/02/2009	Field Test		Stage 1a	8.4	4.17	4.23	3	-	-	-	-	-	-	-	-	-	-	-	-	-	-	-	-	-	-	-	-	-	-	-	-	-	-	-	-	-	-	-	-	-
151.2057	-23.7903	5292_1.25	5292	1.25-1.25	14/02/2009	Field Test		Stage 1a	8.06	5.97	2.09	1	-	-	-	-	-	-	-	-	-	-	-	-	-	-	-	-	-	-	-	-	-	-	-	-	-	-	-	-	-	-	-	-	-
151.2057	-23.7903	5292_1.5	5292	1.5-1.5	14/02/2009	Field Test		Stage 1a	7.96	4.66	3.3	2	-	-	-	-	-	-	-	-	-	-	-	-	-	-	-	-	-	-	-	-	-	-	-	-	-	-	-	-	-	-	-	-	-
151.2057	-23.7903	5292_1.75	5292	1.75-1.75	14/02/2009	Field Test		Stage 1a	7.15	1.16	5.99	1	-	-	-	-	-	-	-	-	-	-	-	-	-	-	-	-	-	-	-	-	-	-	-	-	-	-	-	-	-	-	-	-	-
151.2057	-23.7903	5292_2	5292	2-2	14/02/2009	Field Test		Stage 1a	7.43	1.5	5.93	1	-	-	-	-	-	-	-	-	-	-	-	-	-	-	-	-	-	-	-	-	-	-	-	-	-	-	-	-	-	-	-	-	-
151.2057	-23.7903	5292_2.25	5292	2.25-2.25	14/02/2009	Field Test		Stage 1a	7.37	1.58	5.79	1	-	-	-	-	-	-	-	-	-	-	-	-	-	-	-	-	-	-	-	-	-	-	-	-	-	-	-	-	-	-	-	-	-
151.2057	-23.7903	5292_2.5	5292	2.5-2.5	14/02/2009	Field Test		Stage 1a	7.45	1.47	5.98	1	-	-	-	-	-	-	-	-	-	-	-	-	-	-	-	-	-	-	-	-	-	-	-	-	-	-	-	-	-	-	-	-	-
151.2057	-23.7903	5292_2.75	5292	2.75-2.75	14/02/2009	Field Test		Stage 1a	7.37	1.35	6.02	1	-	-	-	-	-	-	-	-	-	-	-	-	-	-	-	-	-	-	-	-	-	-	-	-	-	-	-	-	-	-	-	-	-
151.2057	-23.7903	5292_3	5292	3-3	14/02/2009	Field Test		Stage 1a	7.44	1.21	6.23	1	-	-	-	-	-	-	-	-	-	-	-	-	-	-	-	-	-	-	-	-	-	-	-	-	-	-	-	-	-	-	-	-	-
151.2057	-23.7903	5292_3.25	5292	3.25-3.25	14/02/2009	Field Test		Stage 1a	7.58	1.5	6.08	1	-	-	-	-	-	-	-	-	-	-	-	-	-	-	-	-	-	-	-	-	-	-	-	-	-	-	-	-	-	-	-	-	-
151.2057	-23.7903	5292_3.5	5292	3.5-3.5	14/02/2009	Field Test		Stage 1a	7.98	1.95	6.03	1	-	-	-	-	-	-	-	-	-	-	-	-	-	-	-	-	-	-	-	-	-	-	-	-	-	-	-	-	-	-	-	-	-
151.2057	-23.7903	5292_3.75	5292	3.75-3.75	14/02/2009	Field Test		Stage 1a	7.51	1.83	5.68	1	-	-	-	-	-	-	-	-	-	-	-	-	-	-	-	-	-	-	-	-	-	-	-	-	-	-	-	-	-	-	-	-	-
151.2057	-23.7903	5292_4	5292	4-4	14/02/2009	Field Test		Stage 1a	7.4	1.42	5.98	1	-	-	-	-	-	-	-	-	-	-	-	-	-	-	-	-	-	-	-	-	-	-	-	-	-	-	-	-	-	-	-	-	-
151.2057	-23.7903	5292_4.25	5292	4.25-4.25	14/02/2009	Field Test		Stage 1a	7.36	1.61	5.75	1	-	-	-	-	-	-	-	-	-	-	-	-	-	-	-	-	-	-	-	-	-	-	-	-	-	-	-	-	-	-	-	-	-
151.2057	-23.7903	5292_4.5	5292	4.5-4.5	14/02/2009	Field Test		Stage 1a	7.53	1.64	5.89	1	-	-	-	-	-	-	-	-	-	-	-	-	-	-	-	-	-	-	-	-	-	-	-	-	-	-	-	-	-	-	-	-	-
151.2057	-23.7903	5292_4.75	5292	4.75-4.75	14/02/2009	Field Test		Stage 1a	7.57	1.22	6.35	1	-	-	-	-	-	-	-	-	-	-	-	-	-	-	-	-	-	-	-	-	-	-	-	-	-	-	-	-	-	-	-	-	-
151.2057	-23.7903	5292_5	5292	5-5	14/02/2009	Field Test		Stage 1a	7.56	1.12	6.44	1	-	-	-	-	-	-	-	-	-	-	-	-	-	-	-	-	-	-	-	-	-	-	-	-	-	-	-	-	-	-	-	-	-
151.2057	-23.7903	5292_5.25	5292	5.25-5.25	14/02/2009	Field Test		Stage 1a	7.8	1.66	6.14	1	-	-	-	-	-	-	-	-	-	-	-	-	-	-	-	-	-	-	-	-	-	-	-	-	-	-	-	-	-	-	-	-	-
151.2057	-23.7903	5292_5.5	5292	5.5-5.5	14/02/2009	Field Test		Stage 1a	8.44	2.14	6.3	1	-	-	-	-	-	-	-	-	-	-	-	-	-	-	-	-	-	-	-	-	-	-	-	-	-	-	-	-	-	-	-	-	-
151.2059	-23.7864	5283	5283	0 - 0.1	27/04/2009	EB0907169		Stage 4	-	-	-	-	9.82	-	-	1960	-	-	430	-	-	1.5	-	0.69	-	-	-	-	<1	-	<10	<0.02	-	8.9	-	-	-	<0.02	-	-	3.15	-	<2	-	-
151.2059	-23.7864	5283	5283	0 - 0.4	27/04/2009	ES0906104		Stage 4	-	-	-	-	-	-	-	-	-	-	-	-	-	-	-	-	-	-	-	-	-	-	-	-	-	-	-	-	-	-	-	-	-	-	-	-	-
151.2059	-23.7864	5283	5283	0 - 0.5	27/04/2009	ES0906568		Stage 4	-	-	-	-	-	-	-	-	-	-	-	-	-	-	-	-	-	-	-	-	-	-	-	-	-	-	-	-	-	-	-	-	-	-	-	-	-
151.2059	-23.7864	5283	5283	0.3-0.4	27/04/2009	EB0907169		Stage 4	-	-	-	-	23.7	-	-	4730	-	-	360	-	-	1.5	-	0.58	-	-	-	-	<1	-	<10	<0.02	-	9	-	-	-	<0.02	-	-	7.59	-	<2	-	-
151.2059	-23.7864	5283	5283	0.4-1.1	27/04/2009	ES0906104		Stage 4	-	-	-	-	-	-	-	-	-	-	-	-	-	-	-	-	-	-	-	-	-	-	-	-	-	-	-	-	-	-	-	-	-	-	-	-	-
151.2059	-23.7864	5283	5283	0.8-1	27/04/2009	EB0907169		Stage 4	-	-	-	-	0.62	-	-	124	-	-	<10	-	-	1.5	-	<0.02	-	-	-	-	<1	-	<10	<0.02	-	7.1	-	-	-	<0.02	-	-	0.2	-	<2	-	-
151.2059	-23.7864	5283_0.1	5283	0.1	27/04/2009	Field Test		Stage 4	8.89	3.05	5.84	1	-	-	-	-	-	-	-	-	-	-	-	-	-	-	-	-	-	-	-	-	-	-	-	-	-	-	-	-	-	-	-	-	-
151.2059	-23.7864	5283_0.25	5283	0.25	27/04/2009	Field Test		Stage 4	8.56	4.92	3.64	1	-	-	-	-	-	-	-	-	-	-	-	-	-	-	-	-	-	-	-	-	-	-	-	-	-	-	-	-	-	-	-	-	-
151.2059	-23.7864	5283_0.5	5283	0.5	27/04/2009	Field Test		Stage 4	7.72	1.13	6.59	-	-	-	-	-	-	-	-	-	-	-	-	-	-	-	-	-	-	-	-	-	-	-	-	-	-	-	-	-	-	-	-	-	-
151.2059	-23.7864	5283_0.75	5283	0.75	27/04/2009	Field Test		Stage 4	7.83	1.25	6.58	4	-	-	-	-	-	-	-	-	-	-	-	-	-	-	-	-	-	-	-	-	-	-	-	-	-	-	-	-	-	-	-	-	-
151.2059	-23.7864	5283_1	5283	1	27/04/2009	Field Test		Stage 4	7.29	-0.66	7.95	2	-	-	-	-	-	-	-	-	-	-	-	-	-	-	-	-	-	-	-	-	-	-	-	-	-	-	-	-	-	-	-	-	-
151.2067	-23.7976	5261	5261	0 - 0.1	22/02/2009	EB0903095		Stage 1b	-	-	-	-	3	-	-	599	-	-	<10	-	-	1.5	-	<0.02	-	-	-	-	<1	-	<10	<0.02	-	9.3	-	-	-	<0.02	-	-	0.96	-	<2	-	-
151.2067	-23.7976	5261	5261	0 - 0.5	22/02/2009	ES0902597		Stage 1b	-	-	-	-	-	-	-	-	-	-	-	-	-	-	-	-	-	-	-	-	-	-	-	-	-	-	-	-	-	-	-	-	-	-	-	-	-
151.2067	-23.7976	5261	5261	0 - 0.5	22/02/2009	ES0902598		Stage 1b	-	-	-	-	-	-	-	-	-	-	-	-	-	-	-	-	-	-	-	-	-	-	-	-	-	-	-	-	-	-	-	-	-	-	-	-	-
151.2067	-23.7976	5261	5261	0.3-0.5	22/02/2009	EB0903095		Stage 1b	-	-	-	-	2.48	-	-	496	-	-	<10	-	-	1.5	-	<0.02	-	-	-	-	<1	-	<10	<0.02	-	9.4	-	-	-	<0.02	-	-	0.8	-	<2	-	-
151.2067	-23.7976	5261	5261	0.5-1	22/02/2009	ES0902597		Stage 1b	-	-	-	-	-	-	-	-	-	-	-	-	-	-	-	-	-	-	-	-	-	-	-	-	-	-	-	-	-	-	-	-	-	-	-	-	-
151.2067	-23.7976	5261	5261	0.8-1	22/02/2009	EB0903095		Stage 1b	-	-	-	-	<0.01	-	-	<10	-	-	<10	-	-	1.5	-	<0.02	-	-	-	-	<1	-	<10	<0.02	-	7.7	-	-	-	<0.02	-	-	<0.01	-	<2	-	-

									ASS Field Test				ASS																																
									pH (F)	pH Change	pH OX	Reaction Rate	Acid Neutralising Capacity	Acid Reacted Calcium	Acid Reacted Magnesium	acidity - Acid Neutralising Capacity (19A2)	acidity - Acid Reacted Calcium	acidity - Acid Reacted Magnesium	acidity - Chromium Reducible Sulfur (a-22B)	acidity - Excess Acid Neutralising Capacity	acidity - Peroxide Oxidisable Sulfur	ANC Fineness Factor	Calcium in Peroxide	Chromium Reducible Sulfur	Excess Acid Neutralising Capacity	KCl Extractable Calcium	KCl Extractable Magnesium	KCl Extractable Sulfur	Liming Rate	Magnesium in Peroxide	Net Acidity (acidity units)	Net Acidity (sulfur units)	Peroxide Oxidisable Sulfur	pH KCl	sulfidic - Acid Reacted Calcium	sulfidic - Acid Reacted Magnesium	sulfidic - Excess Acid Neutralising Capacity	sulfidic - Titratable Actual Acidity	sulfidic - Titratable Peroxide Acidity	sulfidic - Titratable Sulfidic Acidity	sulfidic-Acid Neutral	Sulfur in Peroxide	Titratable Actual Acidity	Titratable Peroxide Acidity	Titratable Sulfidic Acidity
									pH Unit	pH Units	pH Unit	Units	m H+/t	%	%	mol h+/t	mole H+/t	mole H+/t	m H+/t	mole H+/t	mole H+/t	-	%	% S	%	%	%	%	kg CaCO3/t	%	mole H+/t	%S	%	pH Unit	% S	%S	%S	%S	%S	%S	%S	%	mole H+/t	mole H+/t	mole H+/t
EQL									0.1		0.1	1	0.01	0.02	0.02	10	10	10	10	10	10	0.5	0.02	0.02	0.02	0.02	0.02	0.02	1	0.02	10	0.02	0.02	0.1	0.01	0.02	0.02	0.02	0.02	0.02	0.01	0.02	2	2	2
National Assessment Guidelines for Dredging- Maximum																																													
National Assessment Guidelines for Dredging- Screening																																													
QASSIT 1998 (Field Screen)									5-14	1	5-14	2																																	
QASSIT 1998 (Minimum)																															18	0.03													
x coord	y coord	Field ID	Core #	Depth (m)	Date Sample	SDG	GC Borelog Approved	Purpose																																					
151.2067	-23.7976	5261	5261	1.3-1.5	22/02/2009	EB0903095		Stage 1b	-	-	-	-	0.05	-	-	10	-	-	<10	-	-	1.5	-	<0.02	-	-	-	-	<1	-	<10	<0.02	-	7.1	-	-	-	<0.02	-	-	0.02	-	<2	-	-
151.2067	-23.7976	5261	5261	1.4-2.1	22/02/2009	ES0902597		Stage 1b	-	-	-	-	-	-	-	-	-	-	-	-	-	-	-	-	-	-	-	-	-	-	-	-	-	-	-	-	-	-	-	-	-	-	-	-	-
151.2067	-23.7976	5261	5261	1.8-2	22/02/2009	EB0903095		Stage 1b	-	-	-	-	-	-	-	-	-	-	<10	-	-	1.5	-	<0.02	-	-	-	-	<1	-	<10	<0.02	-	6.4	-	-	-	<0.02	-	-	-	-	<2	-	-
151.2067	-23.7976	5261	5261	1-1.4	22/02/2009	ES0902597		Stage 1b	-	-	-	-	-	-	-	-	-	-	-	-	-	-	-	-	-	-	-	-	-	-	-	-	-	-	-	-	-	-	-	-	-	-	-	-	-
151.2067	-23.7976	5261	5261	1-1.4	22/02/2009	ES0902598		Stage 1b	-	-	-	-	-	-	-	-	-	-	-	-	-	-	-	-	-	-	-	-	-	-	-	-	-	-	-	-	-	-	-	-	-	-	-	-	-
151.2067	-23.7976	5261_0.1	5261	0.1	22/02/2009	Field Test		Stage 1b	8.55	2.34	6.21	2	-	-	-	-	-	-	-	-	-	-	-	-	-	-	-	-	-	-	-	-	-	-	-	-	-	-	-	-	-	-	-	-
151.2067	-23.7976	5261_0.25	5261	0.25	22/02/2009	Field Test		Stage 1b	8.33	2	6.33	1	-	-	-	-	-	-	-	-	-	-	-	-	-	-	-	-	-	-	-	-	-	-	-	-	-	-	-	-	-	-	-	-
151.2067	-23.7976	5261_0.5	5261	0.5	22/02/2009	Field Test		Stage 1b	7.89	1.66	6.23	1	-	-	-	-	-	-	-	-	-	-	-	-	-	-	-	-	-	-	-	-	-	-	-	-	-	-	-	-	-	-	-	-
151.2067	-23.7976	5261_0.75	5261	0.75	22/02/2009	Field Test		Stage 1b	7.91	1.92	5.99	1	-	-	-	-	-	-	-	-	-	-	-	-	-	-	-	-	-	-	-	-	-	-	-	-	-	-	-	-	-	-	-	-
151.2067	-23.7976	5261_1	5261	1	22/02/2009	Field Test		Stage 1b	7.88	1.9	5.98	1	-	-	-	-	-	-	-	-	-	-	-	-	-	-	-	-	-	-	-	-	-	-	-	-	-	-	-	-	-	-	-	-
151.2067	-23.7976	5261_1.25	5261	1.25	22/02/2009	Field Test		Stage 1b	7.78	2.09	5.69	1	-	-	-	-	-	-	-	-	-	-	-	-	-	-	-	-	-	-	-	-	-	-	-	-	-	-	-	-	-	-	-	-
151.2067	-23.7976	5261_1.5	5261	1.5	22/02/2009	Field Test		Stage 1b	7.57	1.83	5.74	1	-	-	-	-	-	-	-	-	-	-	-	-	-	-	-	-	-	-	-	-	-	-	-	-	-	-	-	-	-	-	-	-
151.2067	-23.7976	5261_1.75	5261	1.75	22/02/2009	Field Test		Stage 1b	7.69	2.04	5.65	-	-	-	-	-	-	-	-	-	-	-	-	-	-	-	-	-	-	-	-	-	-	-	-	-	-	-	-	-	-	-	-	-
151.2067	-23.7976	5261_2	5261	2	22/02/2009	Field Test		Stage 1b	7.54	0.22	7.32	1	-	-	-	-	-	-	-	-	-	-	-	-	-	-	-	-	-	-	-	-	-	-	-	-	-	-	-	-	-	-	-	-
151.2068	-23.7881	5249	5249	0 - 0.1	5/03/2009	EB0903823		Stage 4	-	-	-	-	13	-	-	2590	-	-	263	-	-	1.5	-	0.42	-	-	-	-	<1	-	<10	<0.02	-	9	-	-	-	<0.02	-	-	4.16	-	<2	-	-
151.2068	-23.7881	5249	5249	0 - 0.5	5/03/2009	ES0903362		Stage 4	-	-	-	-	-	-	-	-	-	-	-	-	-	-	-	-	-	-	-	-	-	-	-	-	-	-	-	-	-	-	-	-	-	-	-	-
151.2068	-23.7881	5249	5249	0 - 0.5	5/03/2009	ES0903492		Stage 4	-	-	-	-	-	-	-	-	-	-	-	-	-	-	-	-	-	-	-	-	-	-	-	-	-	-	-	-	-	-	-	-	-	-	-	-
151.2068	-23.7881	5249	5249	0.3-0.5	5/03/2009	EB0903823		Stage 4	-	-	-	-	10.3	-	-	2060	-	-	593	-	-	1.5	-	0.95	-	-	-	-	<1	-	<10	<0.02	-	8.9	-	-	-	<0.02	-	-	3.3	-	<2	-	-
151.2068	-23.7881	5249	5249	0.5-1	5/03/2009	ES0903362		Stage 4	-	-	-	-	-	-	-	-	-	-	-	-	-	-	-	-	-	-	-	-	-	-	-	-	-	-	-	-	-	-	-	-	-	-	-	-
151.2068	-23.7881	5249	5249	0.8-1	5/03/2009	EB0903823		Stage 4	-	-	-	-	8.72	-	-	1740	-	-	487	-	-	1.5	-	0.78	-	-	-	-	<1	-	<10	<0.02	-	9	-	-	-	<0.02	-	-	2.79	-	<2	-	-
151.2068	-23.7881	5249	5249	1.4-1.6	5/03/2009	EB0903823		Stage 4	-	-	-	-	4.85	-	-	970	-	-	48	-	-	1.5	-	0.08	-	-	-	-	<1	-	<10	<0.02	-	9.3	-	-	-	<0.02	-	-	1.55	-	<2	-	-
151.2068	-23.7881	5249	5249	1.5-2	5/03/2009	ES0903492		Stage 4	-	-	-	-	-	-	-	-	-	-	-	-	-	-	-	-	-	-	-	-	-	-	-	-	-	-	-	-	-	-	-	-	-	-	-	-
151.2068	-23.7881	5249	5249	1.5-2.1	5/03/2009	ES0903362		Stage 4	-	-	-	-	-	-	-	-	-	-	-	-	-	-	-	-	-	-	-	-	-	-	-	-	-	-	-	-	-	-	-	-	-	-	-	-
151.2068	-23.7881	5249	5249	1.8-2	5/03/2009	EB0903823		Stage 4	-	-	-	-	4.41	-	-	881	-	-	76	-	-	1.5	-	0.12	-	-	-	-	<1	-	<10	<0.02	-	9.2	-	-	-	<0.02	-	-	1.41	-	<2	-	-
151.2068	-23.7881	5249	5249	1-1.5	5/03/2009	ES0903362		Stage 4	-	-	-	-	-	-	-	-	-	-	-	-	-	-	-	-	-	-	-	-	-	-	-	-	-	-	-	-	-	-	-	-	-	-	-	-
151.2068	-23.7881	5249	5249	2.1-2.9	5/03/2009	ES0903362		Stage 4	-	-	-	-	-	-	-	-	-	-	-	-	-	-	-	-	-	-	-	-	-	-	-	-	-	-	-	-	-	-	-	-	-	-	-	-
151.2068	-23.7881	5249	5249	2.3-2.5	5/03/2009	EB0903823		Stage 4	-	-	-	-	1.34	-	-	267	-	-	25	-	-	1.5	-	0.04	-	-	-	-	<1	-	<10	<0.02	-	8.6	-	-	-	<0.02	-	-	0.43	-	<2	-	-
151.2068	-23.7881	5249	5249	2.7-2.9	5/03/2009	EB0903823		Stage 4	-	-	-	-	1.24	-	-	248	-	-	<10	-	-	1.5	-	<0.02	-	-	-	-	<1	-	<10	<0.02	-	8.4	-	-	-	<0.02	-	-	0.4	-	<2	-	-
151.2068	-23.7881	5249_0.1	5249	0.1	5/03/2009	Field Test		Stage 4	8.86	2.95	5.91	-	-	-	-	-	-	-	-	-	-	-	-	-	-	-	-	-	-	-	-	-	-	-	-	-	-	-	-	-	-	-	-	-
151.2068	-23.7881	5249_0.25	5249	0.25	5/03/2009	Field Test		Stage 4	8.95	2.83	6.12	-	-	-	-	-	-	-	-	-	-	-	-	-	-	-	-	-	-	-	-	-	-	-	-	-	-	-	-	-	-	-	-	-
151.2068	-23.7881	5249_0.5	5249	0.5	5/03/2009	Field Test		Stage 4	8.6	2.56	6.04	1	-	-	-	-	-	-	-	-	-	-	-	-	-	-	-	-	-	-	-	-	-	-	-	-	-	-	-	-	-	-	-	-
151.2068	-23.7881	5249_0.75	5249	0.75	5/03/2009	Field Test		Stage 4	8.83	3.09	5.74	1	-	-	-	-	-	-	-	-	-	-	-	-	-	-	-	-	-	-	-	-	-	-	-	-	-	-	-	-	-	-	-	-
151.2068	-23.7881	5249_1	5249	1	5/03/2009	Field Test		Stage 4	8.89	4.42	4.47	-	-	-	-	-	-	-	-	-	-	-	-	-	-	-	-	-	-	-	-	-	-	-	-	-	-	-	-	-	-	-	-	-
151.2068	-23.7881	5249_1.25	5249	1.25	5/03/2009	Field Test		Stage 4	8.88	7.01	1.87	1	-	-	-	-	-	-	-	-	-	-	-	-	-	-	-	-	-	-	-	-	-	-	-	-	-	-	-	-	-	-	-	-
151.2068	-23.7881	5249_1.5	5249	1.5	5/03/2009	Field Test		Stage 4	8.75	2.54	6.21	-	-	-	-	-	-	-	-	-	-	-	-	-	-	-	-	-	-	-	-	-	-	-	-	-	-	-	-	-	-	-	-	-
151.2068	-23.7881	5249_1.75	5249	1.75	5/03/2009	Field Test		Stage 4	8.87	2.65	6.22	-	-	-	-	-	-	-	-	-	-	-	-	-	-	-	-	-	-	-	-	-	-	-	-	-	-	-	-	-	-	-	-	-
151.2068	-23.7881	5249_2	5249	2	5/03/2009	Field Test		Stage 4	8.82	4.82	4	-	-	-	-	-	-	-	-	-	-	-	-	-	-	-	-	-	-	-	-	-	-	-	-	-	-	-	-	-	-	-	-	-
151.2068	-23.7881	5249_2.25	5249	2.25	5/03/2009	Field Test		Stage 4	8.96	2.6	6.36	-	-	-	-	-	-	-	-	-	-	-	-	-	-	-	-	-	-	-	-	-	-	-	-	-	-	-	-	-	-	-	-	-
151.2068	-23.7881	5249_2.5	5249	2.5	5/03/2009	Field Test		Stage 4	6.99	1.31	5.68	-	-	-	-	-	-	-	-	-	-	-	-	-	-	-	-	-	-	-	-	-	-	-	-	-	-	-	-	-	-	-	-	-
151.2068	-23.7881	5249_2.75	5249	2.75	5/03/2009	Field Test		Stage 4	8.24	-0.3	8.54	4	-	-	-	-	-	-	-	-	-	-	-	-	-	-	-	-	-	-	-	-	-	-	-	-	-	-	-	-	-	-	-	-
151.2068	-23.7881	D03_0503	5249	0.3-0.5	5/03/2009	EB0903823		Stage 4	-	-	-	-	5.84	-	-	1170	-	-	392	-	-	1.5	-	0.63	-	-	-	-	<1	-	<10	<0.02	-	8.9	-	-	-	<0.02	-	-	1.87	-	<2	-	-
151.2068	-23.7881	D04_0503	5249	0.8-1	5/03/2009	EB0903823		Stage 4	-	-	-	-	14.9	-	-	2980	-	-	274	-	-	1.5	-	0.44	-	-	-	-	<1	-	<10	<0.02	-	9.1	-	-	-	<0.02	-	-	4.77	-	<2	-	-
151.2072	-23.7926	5241	5241	0 - 0.1	19/02/2009	EB0902973		Stage 1a	-	-	-	-	8.87	-	-	1770	-	-	<10	-	-	1.5	-	<0.02	-	-	-	-	<1	-	<10	<0.02	-	8.7	-	-	-	<0.02	-	-	2.84	-	<2	-	-
151.2072	-23.7926	5241	5241	0 - 0.5	19/02/2009	ES0902552		Stage 1a	-	-	-	-	-	-	-	-	-	-	-	-	-	-	-	-	-	-	-	-	-	-	-	-	-	-	-	-	-	-	-	-	-	-	-	-
151.2072	-23.7926	5241	5241	0 - 0.5	19/02/2009	ES0902598		Stage 1a	-	-	-	-	-	-	-	-	-	-	-	-	-	-	-	-	-	-	-	-	-	-	-	-	-	-	-	-	-	-	-	-	-	-	-	-
151.2072	-23.7926	5241	5241	0.3-0.5	19/02/2009	EB0902973		Stage 1a	-	-	-	-	27.9	-	-	5580	-	-	124	-	-	1.5	-	0.2	-	-	-	-	<1	-	<10	<0.02	-	8.9	-	-	-	<0.02	-	-	8.94	-	<2	-	-
151.2072	-23.7926	5241	5241	0.5-1	19/02/2009	ES0902552		Stage 1a	-	-	-	-	-	-	-	-	-	-	-	-	-	-	-	-	-	-	-	-	-	-	-	-	-	-	-	-	-	-	-	-	-	-	-	-
151.2072	-23.7926	5241	5241	0.8-1	19/02/2009	EB0902973		Stage 1a	-	-	-	-	28	-	-	5580	-	-	193	-	-	1.5	-	0.31	-	-	-	-	<1	-	<10	<0.02	-	8.9	-	-	-	<0.02	-	-	8.95	-	<2	-	-
151.2072	-23.7926	5241	5241	1.3-1.5	19/02/2009	EB0902973		Stage 1a	-	-	-	-	27.6	-	-	5520	-	-	454	-	-	1.5	-	0.73	-	-	-	-	<1	-	<10	<0.02	-	8.7	-	-	-	<0.02	-	-	8.84	-	<2	-	-
151.2072	-23.7926	5241	5241	1.5-2	19/02/2009	ES0902552		Stage 1a	-	-	-	-	-	-	-	-	-	-	-	-	-	-	-	-	-	-	-	-	-	-	-	-	-	-	-	-	-	-	-	-	-	-	-	-
151.2072	-23.7926	5241	5241	1.8-2	19/02/2009	EB0902973		Stage 1a	-	-	-	-	27.7	-	-	5530	-	-	204	-	-	1.5	-	0.33	-	-	-	-	<1	-	<10	<0.02	-	8.8	-	-	-	<0.02	-	-	8.86	-	<2	-	-
151.2072	-23.7926	5241	5241	1-1.5	19/02/2009	ES0902552		Stage 1a	-	-	-	-	-	-	-	-	-	-	-	-	-	-	-	-	-	-	-	-	-	-	-	-	-	-	-	-	-	-	-	-	-	-	-	-
151.2072	-23.7926	5241	5241	2.3-2.5	19/02/2009	EB0902973		Stage 1a	-	-	-	-	27.4	-	-	5470	-	-	299	-	-	1.5	-	0.48	-	-	-	-	<1	-	<10	<0.02	-	8.7	-	-	-	<0.02	-	-	8.77	-	<2	-	-
151.2072	-23.7926	5241	5241	2.5-3	19/02/2009	ES0902598		Stage 1a	-	-	-	-	-	-	-	-	-	-	-	-	-	-	-	-	-	-	-	-	-	-	-	-	-	-	-	-	-	-	-	-	-	-	-	-
151.2072	-23.7926	5241	5241	2.8-3	19/02/2009	EB0902973		Stage 1a	-	-	-	-	27.6	-	-	5520	-	-	62	-	-	1.5	-	0.1	-	-	-	-	<1	-	<10	<0.02	-	8.8	-	-	-	<0.02	-	-	8.86	-	<2	-	-
151.2072	-23.7926	5241	5241	2-3.25	19/02/2009	ES0902552		Stage 1a	-	-	-	-	-	-	-	-	-	-	-	-	-	-	-	-	-	-	-	-	-	-	-	-	-	-	-	-	-	-	-	-	-	-	-	-
151.2072	-23.7926	5241	5241	3.25-4	19/02/2009	ES0902552		Stage 1a	-	-	-	-	-	-	-	-	-	-	-	-	-	-	-	-	-	-	-	-	-	-	-	-	-	-	-	-	-	-	-	-	-	-	-	-
151.2072	-23.7926	5241	5241	3.3-3.5	19/02/2009	EB0902973		Stage 1a	-	-	-	-	27	-	-	5400	-	-	10	-	-	1.5	-	<0.02	-	-	-	-	<1	-	<10	<0.02	-	9.2	-	-	-	<0.02	-	-	8.66	-	<2	-	-
151.2072	-23.7926	5241	5241	3.8-4	19/02/2009	EB0902973		Stage 1a	-	-	-	-	5.27	-	-	1050	-	-	<10	-	-	1.5	-	<0.02	-	-	-	-	<1	-	<10	<0.02	-	9.4	-	-	-	<0.02	-	-	1.69	-	<2	-	-
151.2072	-23.7926	5241	5241	4.3-4.5	19/02/2009	EB0902973		Stage 1a	-	-	-	-	9.9	-	-	1980	-	-	<10	-	-	1.5	-	<0.02	-	-	-	-	<1	-	<10	<0.02	-	9.4	-	-	-	<0.02	-	-	3.17	-	<2	-	-
151.2072	-23.7926	5241	5241	4.7-4.9	19/02/2009	EB0902973		Stage 1a	-	-	-	-	10.3	-	-	2070	-	-	10	-	-	1.5	-	<0.02	-	-	-	-	<1	-	<10	<0.02	-	9.4	-	-	-	<0.02	-	-	3.31	-	<2	-	-
151.2072	-23.7926	5241	5241	4-4.5	19/02/2009	ES0902598		Stage 1a	-	-	-	-	-	-	-	-	-	-	-	-	-	-	-	-	-	-	-	-	-	-	-	-	-	-	-	-	-	-	-	-	-	-	-	-
151.2072	-23.7926	5241	5241	4-4.9	19/02/2009	ES0902552		Stage 1a	-	-	-	-	-	-	-	-	-	-	-	-	-	-	-	-	-	-	-	-	-	-	-	-	-	-	-	-	-	-	-	-	-	-	-	-
151.2072	-23.7926	5241_0.1	5241	0.1	19/02/2009	Field Test		Stage 1a	8.23	2.45	5.78	-	-	-	-	-	-	-	-	-	-	-	-	-	-	-	-	-	-	-	-	-	-	-	-	-	-	-	-	-	-	-	-	-
151.2072	-23.7926	5241_0.25	5241	0.25	19/02/2009	Field Test		Stage 1a	8.51	2.39	6.12	1	-	-	-	-	-	-	-	-	-	-	-	-	-	-	-	-	-	-	-	-	-	-	-	-	-	-	-	-	-	-	-	-
151.2072	-23.7926	5241_0.5	5241	0.5	19/02/2009	Field Test		Stage 1a	8.66	2.49	6.17	1	-	-	-	-	-	-	-	-	-	-	-	-	-	-	-	-	-	-	-	-	-	-	-	-	-	-	-	-	-	-	-	-
151.2072	-23.7926	5241_0.75	5241	0.75	19/02/2009	Field Test		Stage 1a	8.2	2.08	6.12	1	-	-	-	-	-	-	-	-	-	-	-	-	-	-	-	-	-	-	-	-	-	-	-	-	-	-	-	-	-	-	-	-
151.2072	-23.7926	5241_1	5241	1	19/02/2009	Field Test		Stage 1a	8.23	1.96	6.27	1	-	-	-	-	-	-	-	-	-	-	-	-	-	-	-	-	-	-	-	-	-	-	-	-	-	-	-	-	-	-	-	-
151.2072	-23.7926	5241_1.25	5241	1.25	19/02/2009	Field Test		Stage 1a	7.98	1.68	6.3	1	-	-	-	-	-	-	-	-	-	-	-	-	-	-	-	-	-	-	-	-	-	-	-	-	-	-	-	-	-	-	-	-
151.2072	-23.7926	5241_1.5	5241	1.5	19/02/2009	Field Test		Stage 1a	8	3.98	4.02	2	-	-	-	-	-	-	-	-	-	-	-	-	-	-	-	-	-	-	-	-	-	-	-	-	-	-	-	-	-	-	-	-
151.2072	-23.7926	5241_1.75	5241	1.75	19/02/2009	Field Test		Stage 1a	8.43	2.59	5.84	1	-	-	-	-	-	-	-	-	-	-	-	-	-	-	-	-	-	-	-	-	-	-	-	-	-	-	-	-	-	-	-	-
151.2072	-23.7926	5241_2	5241	2	19/02/2009	Field Test		Stage 1a	7.37	2.88	4.49	1	-	-	-	-	-	-	-	-	-	-	-	-	-	-	-	-	-	-	-	-	-	-	-	-	-	-	-	-	-	-	-	-
151.2072	-23.7926	5241_2.25	5241	2.25	19/02/2009	Field Test		Stage 1a	8.15	3.08	5.07	3	-	-	-	-	-	-	-	-	-	-	-	-	-	-	-	-	-	-	-	-	-	-	-	-	-	-	-	-	-	-	-	-
151.2072	-23.7926	5241_2.5	5241	2.5	19/02/2009	Field Test		Stage 1a	7.93	1.68	6.25	1	-	-	-	-	-	-	-	-	-	-	-	-	-	-	-	-	-	-	-	-	-	-	-	-	-	-	-	-	-	-	-	-
151.2072	-23.7926	5241_2.75	5241	2.75	19/02/2009	Field Test		Stage 1a	8.11	3.54	4.57	1	-	-	-	-	-	-	-	-	-	-	-	-	-	-	-	-	-	-	-	-	-	-	-	-	-	-	-	-	-	-	-	-
151.2072	-23.7926	5241_3	5241	3	19/02/2009	Field Test		Stage 1a	7.65	3.16	4.49	1	-	-	-	-	-	-	-	-	-	-	-	-	-	-	-	-	-	-	-	-	-	-	-	-	-	-	-	-	-	-	-	-
151.2072	-23.7926	5241_3.25	5241	3.25	19/02/2009	Field Test		Stage 1a	7.87	5.55	2.32	1	-	-	-	-	-	-	-	-	-	-	-	-	-	-	-	-	-	-	-	-	-	-	-	-	-	-	-	-	-	-	-	-
151.2072	-23.7926	5241_3.5	5241	3.5	19/02/2009	Field Test		Stage 1a	7.49	1.22	6.27	-	-	-	-	-	-	-	-	-	-	-	-	-	-	-	-	-	-	-	-	-	-	-	-	-	-	-	-	-	-	-	-	-
151.2072	-23.7926	5241_3.75	5241	3.75	19/02/2009	Field Test		Stage 1a	8.01	1.92	6.09	-	-	-	-	-	-	-	-	-	-	-	-	-	-	-	-	-	-	-	-	-	-	-	-	-	-	-	-	-	-	-	-	-
151.2072	-23.7926	5241_4	5241	4	19/02/2009	Field Test		Stage 1a	8.09	2.08	6.01	-	-	-	-	-	-	-	-	-	-	-	-	-	-	-	-	-	-	-	-	-	-	-	-	-	-	-	-	-	-	-	-	-
151.2072	-23.7926	5241_4.25	5241	4.25	19/02/2009	Field Test		Stage 1a	7.93	1.6	6.33	-	-	-	-	-	-	-	-	-	-	-	-	-	-	-	-	-	-	-	-	-	-	-	-	-	-	-	-	-	-	-	-	-
151.2072	-23.7926	5241_4.5	5241	4.5	19/02/2009	Field Test		Stage 1a	8	1.7	6.3	-	-	-	-	-	-	-	-	-	-	-	-	-	-	-	-	-	-	-	-	-	-	-	-	-	-	-	-	-	-	-	-	-
151.2072	-23.7926	5241_4.75	5241	4.75	19/02/2009	Field Test		Stage 1a	8	1.66	6.34	-	-	-	-	-	-	-	-	-	-	-	-	-	-	-	-	-	-	-	-	-	-	-	-	-	-	-	-	-	-	-	-	-
151.2072	-23.7926	5241_5	5241	5	19/02/2009	Field Test		Stage 1a	8.02	1.83	6.19	-	-	-	-	-	-	-	-	-	-	-	-	-	-	-	-	-	-	-	-	-	-	-	-	-	-	-	-	-	-	-	-	-
151.2072	-23.7926	D01_1902	5241		19/02/2009	EB0902973		Stage 1a	-	-	-	-	28	-	-	5590	-	-	162	-	-	1.5	-	0.26	-	-	-	-	<1	-	<10	<0.02	-	9.1	-	-	-	<0.02	-	-	8.97	-	<2	-	-
151.2072	-23.7926	D02_1902	5241		19/02/2009	EB0902973		Stage 1a	-	-	-	-	27.6	-	-	5510	-	-	338	-	-	1.5	-	0.54	-	-	-	-	<1	-	<10	<0.02	-	8.7	-	-	-	<0.02	-	-	8.83	-	<2	-	-
151.2072	-23.7917	5315	5315	0 - 0.1	19/02/2009	EB0902973		Stage 1a	-	-	-	-	11.4	-	-	2270	-	-	15	-	-	1.5	-	0.02	-	-	-	-	<1	-	<10	<0.02	-	9.3	-	-	-	<0.02	-	-	3.64	-	<2	-	-
151.2072	-23.7917	5315	5315	0 - 0.5	19/02/2009	ES0902552		Stage 1a	-	-	-	-	-	-	-	-	-	-	-	-	-	-	-	-	-	-	-	-	-	-	-	-	-	-	-	-	-	-	-	-	-	-	-	-
151.2072	-23.7917	5315	5315	0 - 0.5	19/02/2009	ES0902598		Stage 1a	-	-	-	-	-	-	-	-	-	-	-	-	-	-	-	-	-	-	-	-	-	-	-	-	-	-	-	-	-	-	-	-	-	-	-	-
151.2072	-23.7917	5315	5315	0.3-0.5	19/02/2009	EB0902973		Stage 1a	-	-	-	-	13	-	-	2590	-	-	39	-	-	1.5	-	0.06	-	-	-	-	<1	-	<10	<0.02	-	9.3	-	-	-	<0.02	-	-	4.15	-	<2	-	-
151.2072	-23.7917	5315	5315	0.5-1	19/02/2009	ES0902552		Stage 1a	-	-	-	-	-	-	-	-	-	-	-	-	-	-	-	-	-	-	-	-	-	-	-	-	-	-	-	-	-	-	-	-	-	-	-	-
151.2072	-23.7917	5315	5315	0.8-1	19/02/2009	EB0902973		Stage 1a	-	-	-	-	13	-	-	2610	-	-	52	-	-	1.5	-	0.08	-	-	-	-	<1	-	<10	<0.02	-	9.3	-	-	-	<0.02	-	-	4.18	-	<2	-	-
151.2072	-23.7917	5315	5315	1.3-1.5	19/02/2009	EB0902973		Stage 1a	-	-	-	-	13.1	-	-	2620	-	-	80	-	-	1.5	-	0.13	-	-	-	-	<1	-	<10	<0.02	-	9.2	-	-	-	<0.02	-	-	4.2	-	<2	-	-
151.2072	-23.7917	5315	5315	1.5-2	19/02/2009	ES0902552		Stage 1a	-	-	-	-	-	-	-	-	-	-	-	-	-	-	-	-	-	-	-	-	-	-	-	-	-	-	-	-	-	-	-	-	-	-	-	-
151.2072	-23.7917	5315	5315	1.5-2	19/02/2009	ES0902598		Stage 1a	-	-	-	-	-	-	-	-	-	-	-	-	-	-	-	-	-	-	-	-	-	-	-	-	-	-	-	-	-	-	-	-	-	-	-	-
151.2072	-23.7917	5315	5315	1.8-2	19/02/2009	EB0902973		Stage 1a	-	-	-	-	27.1	-	-	5420	-	-	237	-	-	1.5	-	0.38	-	-	-	-	<1	-	<10	<0.02	-	9	-	-	-	<0.02	-	-	8.69	-	<2	-	-
151.2072	-23.7917	5315	5315	1-1.5	19/02/2009	ES0902552		Stage 1a	-	-	-	-	-	-	-	-	-	-	-	-	-	-	-	-	-	-	-	-	-	-	-	-	-	-	-	-	-	-	-	-	-	-	-	-
151.2072	-23.7917	5315	5315	2.3-2.5	19/02/2009	EB0902973		Stage 1a	-	-	-	-	12.6	-	-	2520	-	-	351	-	-	1.5	-	0.56	-	-	-	-	<1	-	<10	<0.02	-	8.8	-	-	-	<0.02	-	-	4.04	-	<2	-	-

									ASS Field Test				ASS																																
									pH (F)	pH Change	pH OX	Reaction Rate	Acid Neutralising Capacity	Acid Reacted Calcium	Acid Reacted Magnesium	acidity - Acid Neutralising Capacity (19A2)	acidity - Acid Reacted Calcium	acidity - Acid Reacted Magnesium	acidity - Chromium Reducible Sulfur (a-22B)	acidity - Excess Acid Neutralising Capacity	acidity - Peroxide Oxidisable Sulfur	ANC Fineness Factor	Calcium in Peroxide	Chromium Reducible Sulfur	Excess Acid Neutralising Capacity	KCl Extractable Calcium	KCl Extractable Magnesium	KCl Extractable Sulfur	Liming Rate	Magnesium in Peroxide	Net Acidity (acidity units)	Net Acidity (sulfur units)	Peroxide Oxidisable Sulfur	pH KCl	sulfidic - Acid Reacted Calcium	sulfidic - Acid Reacted Magnesium	sulfidic - Excess Acid Neutralising Capacity	sulfidic - Titratable Actual Acidity	sulfidic - Titratable Peroxide Acidity	sulfidic - Titratable Sulfidic Acidity	sulfidic-Acid Neutral	Sulfur in Peroxide	Titratable Actual Acidity	Titratable Peroxide Acidity	Titratable Sulfidic Acidity
									pH Unit	pH Units	pH Unit	Units	m H+/t	%	%	mol h+/t	mole H+/t	mole H+/t	m H+/t	mole H+/t	mole H+/t	-	%	% S	%	%	%	%	%	kg CaCO3/t	%	mole H+/t	%S	%	pH Unit	% S	%S	%S	%S	%S	%S	%S	%	mole H+/t	mole H+/t	mole H+/t
EQL									0.1		0.1	1	0.01	0.02	0.02	10	10	10	10	10	10	0.5	0.02	0.02	0.02	0.02	0.02	0.02	1	0.02	10	0.02	0.02	0.1	0.01	0.02	0.02	0.02	0.02	0.02	0.01	0.02	2	2	2
National Assessment Guidelines for Dredging- Maximum																																													
National Assessment Guidelines for Dredging- Screening																																													
QASSIT 1998 (Field Screen)									5-14	1	5-14	2																																	
QASSIT 1998 (Minimum)																															18	0.03													
x coord	y coord	Field ID	Core #	Depth (m)	Date Sample	SDG	GC Borelog Approved	Purpose																																					
151.2072	-23.7917	5315	5315	2.5-3	19/02/2009	ES0902598		Stage 1a	-	-	-	-	-	-	-	-	-	-	-	-	-	-	-	-	-	-	-	-	-	-	-	-	-	-	-	-	-	-	-	-	-	-	-	-	-
151.2072	-23.7917	5315	5315	2.8-3	19/02/2009	EB0902973		Stage 1a	-	-	-	-	8.72	-	-	1740	-	-	346	-	-	1.5	-	0.55	-	-	-	-	<1	-	<10	<0.02	-	8.6	-	-	-	<0.02	-	-	2.79	-	<2	-	-
151.2072	-23.7917	5315	5315	2-3	19/02/2009	ES0902552		Stage 1a	-	-	-	-	-	-	-	-	-	-	-	-	-	-	-	-	-	-	-	-	-	-	-	-	-	-	-	-	-	-	-	-	-	-	-	-	-
151.2072	-23.7917	5315	5315	3.3-3.5	19/02/2009	EB0902973		Stage 1a	-	-	-	-	7.88	-	-	1570	-	-	379	-	-	1.5	-	0.61	-	-	-	-	<1	-	<10	<0.02	-	8.6	-	-	-	<0.02	-	-	2.52	-	<2	-	-
151.2072	-23.7917	5315	5315	3.5-4	19/02/2009	ES0902598		Stage 1a	-	-	-	-	-	-	-	-	-	-	-	-	-	-	-	-	-	-	-	-	-	-	-	-	-	-	-	-	-	-	-	-	-	-	-	-	-
151.2072	-23.7917	5315	5315	3.8-4	19/02/2009	EB0902973		Stage 1a	-	-	-	-	2.66	-	-	532	-	-	39	-	-	1.5	-	0.06	-	-	-	-	<1	-	<10	<0.02	-	8.9	-	-	-	<0.02	-	-	0.85	-	<2	-	-
151.2072	-23.7917	5315	5315	3-4	19/02/2009	ES0902552		Stage 1a	-	-	-	-	-	-	-	-	-	-	-	-	-	-	-	-	-	-	-	-	-	-	-	-	-	-	-	-	-	-	-	-	-	-	-	-	-
151.2072	-23.7917	5315	5315	4.3-4.5	19/02/2009	EB0902973		Stage 1a	-	-	-	-	2.61	-	-	522	-	-	<10	-	-	1.5	-	<0.02	-	-	-	-	<1	-	<10	<0.02	-	8.4	-	-	-	<0.02	-	-	0.84	-	<2	-	-
151.2072	-23.7917	5315	5315	4.5-5	19/02/2009	ES0902598		Stage 1a	-	-	-	-	-	-	-	-	-	-	-	-	-	-	-	-	-	-	-	-	-	-	-	-	-	-	-	-	-	-	-	-	-	-	-	-	-
151.2072	-23.7917	5315	5315	4.5-5.2	19/02/2009	ES0902552		Stage 1a	-	-	-	-	-	-	-	-	-	-	-	-	-	-	-	-	-	-	-	-	-	-	-	-	-	-	-	-	-	-	-	-	-	-	-	-	-
151.2072	-23.7917	5315	5315	4.8-5	19/02/2009	EB0902973		Stage 1a	-	-	-	-	2.71	-	-	541	-	-	<10	-	-	1.5	-	<0.02	-	-	-	-	<1	-	<10	<0.02	-	9.2	-	-	-	<0.02	-	-	0.87	-	<2	-	-
151.2072	-23.7917	5315	5315	4-4.5	19/02/2009	ES0902552		Stage 1a	-	-	-	-	-	-	-	-	-	-	-	-	-	-	-	-	-	-	-	-	-	-	-	-	-	-	-	-	-	-	-	-	-	-	-	-	-
151.2072	-23.7917	5315_0.1	5315	0.1	19/02/2009	Field Test		Stage 1a	8.58	0.05	8.53	1	-	-	-	-	-	-	-	-	-	-	-	-	-	-	-	-	-	-	-	-	-	-	-	-	-	-	-	-	-	-	-	-	-
151.2072	-23.7917	5315_0.25	5315	0.25	19/02/2009	Field Test		Stage 1a	8.55	2.11	6.44	1	-	-	-	-	-	-	-	-	-	-	-	-	-	-	-	-	-	-	-	-	-	-	-	-	-	-	-	-	-	-	-	-	-
151.2072	-23.7917	5315_0.5	5315	0.5	19/02/2009	Field Test		Stage 1a	8.57	2.3	6.27	1	-	-	-	-	-	-	-	-	-	-	-	-	-	-	-	-	-	-	-	-	-	-	-	-	-	-	-	-	-	-	-	-	-
151.2072	-23.7917	5315_0.75	5315	0.75	19/02/2009	Field Test		Stage 1a	8.57	2.27	6.3	1	-	-	-	-	-	-	-	-	-	-	-	-	-	-	-	-	-	-	-	-	-	-	-	-	-	-	-	-	-	-	-	-	-
151.2072	-23.7917	5315_1	5315	1	19/02/2009	Field Test		Stage 1a	8.13	1.79	6.34	1	-	-	-	-	-	-	-	-	-	-	-	-	-	-	-	-	-	-	-	-	-	-	-	-	-	-	-	-	-	-	-	-	-
151.2072	-23.7917	5315_1.25	5315	1.25	19/02/2009	Field Test		Stage 1a	8.48	2.1	6.38	2	-	-	-	-	-	-	-	-	-	-	-	-	-	-	-	-	-	-	-	-	-	-	-	-	-	-	-	-	-	-	-	-	-
151.2072	-23.7917	5315_1.5	5315	1.5	19/02/2009	Field Test		Stage 1a	8.35	2.12	6.23	2	-	-	-	-	-	-	-	-	-	-	-	-	-	-	-	-	-	-	-	-	-	-	-	-	-	-	-	-	-	-	-	-	-
151.2072	-23.7917	5315_1.75	5315	1.75	19/02/2009	Field Test		Stage 1a	8.24	1.9	6.34	2	-	-	-	-	-	-	-	-	-	-	-	-	-	-	-	-	-	-	-	-	-	-	-	-	-	-	-	-	-	-	-	-	-
151.2072	-23.7917	5315_2	5315	2	19/02/2009	Field Test		Stage 1a	8.5	2.65	5.85	2	-	-	-	-	-	-	-	-	-	-	-	-	-	-	-	-	-	-	-	-	-	-	-	-	-	-	-	-	-	-	-	-	-
151.2072	-23.7917	5315_2.25	5315	2.25	19/02/2009	Field Test		Stage 1a	8.35	2.27	6.08	2	-	-	-	-	-	-	-	-	-	-	-	-	-	-	-	-	-	-	-	-	-	-	-	-	-	-	-	-	-	-	-	-	-
151.2072	-23.7917	5315_2.5	5315	2.5	19/02/2009	Field Test		Stage 1a	8.37	3.65	4.72	2	-	-	-	-	-	-	-	-	-	-	-	-	-	-	-	-	-	-	-	-	-	-	-	-	-	-	-	-	-	-	-	-	-
151.2072	-23.7917	5315_2.75	5315	2.75	19/02/2009	Field Test		Stage 1a	8.29	2.15	6.14	2	-	-	-	-	-	-	-	-	-	-	-	-	-	-	-	-	-	-	-	-	-	-	-	-	-	-	-	-	-	-	-	-	-
151.2072	-23.7917	5315_3	5315	3	19/02/2009	Field Test		Stage 1a	8.29	3.85	4.44	2	-	-	-	-	-	-	-	-	-	-	-	-	-	-	-	-	-	-	-	-	-	-	-	-	-	-	-	-	-	-	-	-	-
151.2072	-23.7917	5315_3.25	5315	3.25	19/02/2009	Field Test		Stage 1a	7.72	1.61	6.11	2	-	-	-	-	-	-	-	-	-	-	-	-	-	-	-	-	-	-	-	-	-	-	-	-	-	-	-	-	-	-	-	-	-
151.2072	-23.7917	5315_3.5	5315	3.5	19/02/2009	Field Test		Stage 1a	7.96	5.85	2.11	2	-	-	-	-	-	-	-	-	-	-	-	-	-	-	-	-	-	-	-	-	-	-	-	-	-	-	-	-	-	-	-	-	-
151.2072	-23.7917	5315_3.75	5315	3.75	19/02/2009	Field Test		Stage 1a	7.57	2.72	4.85	1	-	-	-	-	-	-	-	-	-	-	-	-	-	-	-	-	-	-	-	-	-	-	-	-	-	-	-	-	-	-	-	-	-
151.2072	-23.7917	5315_4	5315	4	19/02/2009	Field Test		Stage 1a	8.13	2.2	5.93	-	-	-	-	-	-	-	-	-	-	-	-	-	-	-	-	-	-	-	-	-	-	-	-	-	-	-	-	-	-	-	-	-	-
151.2072	-23.7917	5315_4.25	5315	4.25	19/02/2009	Field Test		Stage 1a	8.09	2.25	5.84	-	-	-	-	-	-	-	-	-	-	-	-	-	-	-	-	-	-	-	-	-	-	-	-	-	-	-	-	-	-	-	-	-	-
151.2072	-23.7917	5315_4.5	5315	4.5	19/02/2009	Field Test		Stage 1a	7.89	1.57	6.32	-	-	-	-	-	-	-	-	-	-	-	-	-	-	-	-	-	-	-	-	-	-	-	-	-	-	-	-	-	-	-	-	-	-
151.2072	-23.7917	5315_4.75	5315	4.75	19/02/2009	Field Test		Stage 1a	8.14	2.23	5.91	-	-	-	-	-	-	-	-	-	-	-	-	-	-	-	-	-	-	-	-	-	-	-	-	-	-	-	-	-	-	-	-	-	-
151.2072	-23.7917	5315_5	5315	5	19/02/2009	Field Test		Stage 1a	7.85	1.94	5.91	-	-	-	-	-	-	-	-	-	-	-	-	-	-	-	-	-	-	-	-	-	-	-	-	-	-	-	-	-	-	-	-	-	-
151.2073	-23.79	5235	5235	0 - 0.1	27/04/2009	EB0907169		Stage 4	-	-	-	-	18.7	-	-	3740	-	-	107	-	-	1.5	-	0.17	-	-	-	-	<1	-	<10	<0.02	-	9.2	-	-	-	<0.02	-	-	6	-	<2	-	-
151.2073	-23.79	5235	5235	0 - 0.5	27/04/2009	ES0906104		Stage 4	-	-	-	-	-	-	-	-	-	-	-	-	-	-	-	-	-	-	-	-	-	-	-	-	-	-	-	-	-	-	-	-	-	-	-	-	-
151.2073	-23.79	5235	5235	0 - 0.5	27/04/2009	ES0906568		Stage 4	-	-	-	-	-	-	-	-	-	-	-	-	-	-	-	-	-	-	-	-	-	-	-	-	-	-	-	-	-	-	-	-	-	-	-	-	-
151.2073	-23.79	5235	5235	0.3-0.5	27/04/2009	EB0907169		Stage 4	-	-	-	-	31.5	-	-	6290	-	-	233	-	-	1.5	-	0.37	-	-	-	-	<1	-	<10	<0.02	-	9	-	-	-	<0.02	-	-	10.1	-	<2	-	-
151.2073	-23.79	5235	5235	0.5-1	27/04/2009	ES0906104		Stage 4	-	-	-	-	-	-	-	-	-	-	-	-	-	-	-	-	-	-	-	-	-	-	-	-	-	-	-	-	-	-	-	-	-	-	-	-	-
151.2073	-23.79	5235	5235	0.8-1	27/04/2009	EB0907169		Stage 4	-	-	-	-	19.4	-	-	3880	-	-	422	-	-	1.5	-	0.68	-	-	-	-	<1	-	<10	<0.02	-	8.8	-	-	-	<0.02	-	-	6.22	-	<2	-	-
151.2073	-23.79	5235	5235	1.3-1.5	27/04/2009	EB0907169		Stage 4	-	-	-	-	8.13	-	-	1620	-	-	268	-	-	1.5	-	0.43	-	-	-	-	<1	-	<10	<0.02	-	8.8	-	-	-	<0.02	-	-	2.6	-	<2	-	-
151.2073	-23.79	5235	5235	1.5-2	27/04/2009	ES0906104		Stage 4	-	-	-	-	-	-	-	-	-	-	-	-	-	-	-	-	-	-	-	-	-	-	-	-	-	-	-	-	-	-	-	-	-	-	-	-	-
151.2073	-23.79	5235	5235	1.8-2	27/04/2009	EB0907169		Stage 4	-	-	-	-	11.1	-	-	2220	-	-	196	-	-	1.5	-	0.31	-	-	-	-	<1	-	<10	<0.02	-	9	-	-	-	<0.02	-	-	3.57	-	<2	-	-
151.2073	-23.79	5235	5235	1-1.5	27/04/2009	ES0906104		Stage 4	-	-	-	-	-	-	-	-	-	-	-	-	-	-	-	-	-	-	-	-	-	-	-	-	-	-	-	-	-	-	-	-	-	-	-	-	-
151.2073	-23.79	5235	5235	2.3-2.5	27/04/2009	EB0907169		Stage 4	-	-	-	-	2.87	-	-	573	-	-	18	-	-	1.5	-	0.03	-	-	-	-	<1	-	<10	<0.02	-	8.9	-	-	-	<0.02	-	-	0.92	-	<2	-	-
151.2073	-23.79	5235	5235	2-2.5	27/04/2009	ES0906104		Stage 4	-	-	-	-	-	-	-	-	-	-	-	-	-	-	-	-	-	-	-	-	-	-	-	-	-	-	-	-	-	-	-	-	-	-	-	-	-
151.2073	-23.79	5235_0.1	5235	0.1	27/04/2009	Field Test		Stage 4	8.71	2.53	6.18	1	-	-	-	-	-	-	-	-	-	-	-	-	-	-	-	-	-	-	-	-	-	-	-	-	-	-	-	-	-	-	-	-	-
151.2073	-23.79	5235_0.25	5235	0.25	27/04/2009	Field Test		Stage 4	9	3.22	5.78	1	-	-	-	-	-	-	-	-	-	-	-	-	-	-	-	-	-	-	-	-	-	-	-	-	-	-	-	-	-	-	-	-	-
151.2073	-23.79	5235_0.5	5235	0.5	27/04/2009	Field Test		Stage 4	8.42	2.76	5.66	1	-	-	-	-	-	-	-	-	-	-	-	-	-	-	-	-	-	-	-	-	-	-	-	-	-	-	-	-	-	-	-	-	-
151.2073	-23.79	5235_0.75	5235	0.75	27/04/2009	Field Test		Stage 4	8.51	4.72	3.79	1	-	-	-	-	-	-	-	-	-	-	-	-	-	-	-	-	-	-	-	-	-	-	-	-	-	-	-	-	-	-	-	-	-
151.2073	-23.79	5235_1	5235	1	27/04/2009	Field Test		Stage 4	8.39	4.38	4.01	1	-	-	-	-	-	-	-	-	-	-	-	-	-	-	-	-	-	-	-	-	-	-	-	-	-	-	-	-	-	-	-	-	-
151.2073	-23.79	5235_1.25	5235	1.25	27/04/2009	Field Test		Stage 4	8.63	3.8	4.83	1	-	-	-	-	-	-	-	-	-	-	-	-	-	-	-	-	-	-	-	-	-	-	-	-	-	-	-	-	-	-	-	-	-
151.2073	-23.79	5235_1.5	5235	1.5	27/04/2009	Field Test		Stage 4	8.34	6.12	2.22	3	-	-	-	-	-	-	-	-	-	-	-	-	-	-	-	-	-	-	-	-	-	-	-	-	-	-	-	-	-	-	-	-	-
151.2073	-23.79	5235_1.75	5235	1.75	27/04/2009	Field Test		Stage 4	8.12	5.54	2.58	-	-	-	-	-	-	-	-	-	-	-	-	-	-	-	-	-	-	-	-	-	-	-	-	-	-	-	-	-	-	-	-	-	-
151.2073	-23.79	5235_2	5235	2	27/04/2009	Field Test		Stage 4	8.54	2.31	6.23	-	-	-	-	-	-	-	-	-	-	-	-	-	-	-	-	-	-	-	-	-	-	-	-	-	-	-	-	-	-	-	-	-	-
151.2073	-23.79	5235_2.25	5235	2.25	27/04/2009	Field Test		Stage 4	7.73	1.38	6.35	-	-	-	-	-	-	-	-	-	-	-	-	-	-	-	-	-	-	-	-	-	-	-	-	-	-	-	-	-	-	-	-	-	-
151.2073	-23.79	5235_2.5	5235	2.5	27/04/2009	Field Test		Stage 4	7.03	1.32	5.71	-	-	-	-	-	-	-	-	-	-	-	-	-	-	-	-	-	-	-	-	-	-	-	-	-	-	-	-	-	-	-	-	-	-
151.2084	-23.7991	5207	5207	0 - 0.1	29/04/2009	EB0907169		Stage 1b	-	-	-	-	1.53	-	-	306	-	-	29	-	-	1.5	-	0.05	-	-	-	-	<1	-	<10	<0.02	-	9.4	-	-	-	<0.02	-	-	0.49	-	<2	-	-
151.2084	-23.7991	5207	5207	0 - 0.5	29/04/2009	ES0906272		Stage 1b	-	-	-	-	-	-	-	-	-	-	-	-	-	-	-	-	-	-	-	-	-	-	-	-	-	-	-	-	-	-	-	-	-	-	-	-	-
151.2084	-23.7991	5207	5207	0 - 0.5	29/04/2009	ES0906568		Stage 1b	-	-	-	-	-	-	-	-	-	-	-	-	-	-	-	-	-	-	-	-	-	-	-	-	-	-	-	-	-	-	-	-	-	-	-	-	-
151.2084	-23.7991	5207	5207	0.3-0.5	29/04/2009	EB0907169		Stage 1b	-	-	-	-	5.74	-	-	1150	-	-	33	-	-	1.5	-	0.05	-	-	-	-	<1	-	<10	<0.02	-	9.5	-	-	-	<0.02	-	-	1.84	-	<2	-	-
151.2084	-23.7991	5207	5207	0.5-1	29/04/2009	ES0906272		Stage 1b	-	-	-	-	-	-	-	-	-	-	-	-	-	-	-	-	-	-	-	-	-	-	-	-	-	-	-	-	-	-	-	-	-	-	-	-	-
151.2084	-23.7991	5207	5207	0.8-1	29/04/2009	EB0907169		Stage 1b	-	-	-	-	0.57	-	-	115	-	-	12	-	-	1.5	-	<0.02	-	-	-	-	<1	-	<10	<0.02	-	9.2	-	-	-	<0.02	-	-	0.18	-	<2	-	-
151.2084	-23.7991	5207	5207	1.3-1.5	29/04/2009	EB0907169		Stage 1b	-	-	-	-	0.72	-	-	143	-	-	10	-	-	1.5	-	<0.02	-	-	-	-	<1	-	<10	<0.02	-	9.4	-	-	-	<0.02	-	-	0.23	-	<2	-	-
151.2084	-23.7991	5207	5207	1.5-2	29/04/2009	ES0906272		Stage 1b	-	-	-	-	-	-	-	-	-	-	-	-	-	-	-	-	-	-	-	-	-	-	-	-	-	-	-	-	-	-	-	-	-	-	-	-	-
151.2084	-23.7991	5207	5207	1.8-2	29/04/2009	EB0907169		Stage 1b	-	-	-	-	0.81	-	-	162	-	-	10	-	-	1.5	-	<0.02	-	-	-	-	<1	-	<10	<0.02	-	9.5	-	-	-	<0.02	-	-	0.26	-	<2	-	-
151.2084	-23.7991	5207	5207	1-1.5	29/04/2009	ES0906272		Stage 1b	-	-	-	-	-	-	-	-	-	-	-	-	-	-	-	-	-	-	-	-	-	-	-	-	-	-	-	-	-	-	-	-	-	-	-	-	-
151.2084	-23.7991	5207	5207	2.8-3	29/04/2009	EB0907169		Stage 1b	-	-	-	-	1.96	-	-	392	-	-	<10	-	-	1.5	-	<0.02	-	-	-	-	<1	-	<10	<0.02	-	9.5	-	-	-	<0.02	-	-	0.63	-	<2	-	-
151.2084	-23.7991	5207	5207	2-3	29/04/2009	ES0906272		Stage 1b	-	-	-	-	-	-	-	-	-	-	-	-	-	-	-	-	-	-	-	-	-	-	-	-	-	-	-	-	-	-	-	-	-	-	-	-	-
151.2084	-23.7991	5207	5207	3.5-4	29/04/2009	ES0906568		Stage 1b	-	-	-	-	-	-	-	-	-	-	-	-	-	-	-	-	-	-	-	-	-	-	-	-	-	-	-	-	-	-	-	-	-	-	-	-	-
151.2084	-23.7991	5207	5207	3.8-4	29/04/2009	EB0907169		Stage 1b	-	-	-	-	0.81	-	-	162	-	-	12	-	-	1.5	-	<0.02	-	-	-	-	<1	-	<10	<0.02	-	8.5	-	-	-	<0.02	-	-	0.26	-	<2	-	-
151.2084	-23.7991	5207	5207	3-4	29/04/2009	ES0906272		Stage 1b	-	-	-	-	-	-	-	-	-	-	-	-	-	-	-	-	-	-	-	-	-	-	-	-	-	-	-	-	-	-	-	-	-	-	-	-	-
151.2084	-23.7991	5207	5207	4.3-4.5	29/04/2009	EB0907169		Stage 1b	-	-	-	-	0.67	-	-	134	-	-	10	-	-	1.5	-	<0.02	-	-	-	-	<1	-	<10	<0.02	-	9.2	-	-	-	<0.02	-	-	0.21	-	<2	-	-
151.2084	-23.7991	5207	5207	4.6-5.3	29/04/2009	ES0906272		Stage 1b	-	-	-	-	-	-	-	-	-	-	-	-	-	-	-	-	-	-	-	-	-	-	-	-	-	-	-	-	-	-	-	-	-	-	-	-	-
151.2084	-23.7991	5207	5207	4.8-5	29/04/2009	EB0907169		Stage 1b	-	-	-	-	1.24	-	-	248	-	-	20	-	-	1.5	-	0.03	-	-	-	-	<1	-	<10	<0.02	-	8.8	-	-	-	<0.02	-	-	0.4	-	<2	-	-
151.2084	-23.7991	5207	5207	4-4.6	29/04/2009	ES0906272		Stage 1b	-	-	-	-	-	-	-	-	-	-	-	-	-	-	-	-	-	-	-	-	-	-	-	-	-	-	-	-	-	-	-	-	-	-	-	-	-
151.2084	-23.7991	5207	5207	5.1-5.3	29/04/2009	EB0907169		Stage 1b	-	-	-	-	1.05	-	-	210	-	-	18	-	-	1.5	-	0.03	-	-	-	-	<1	-	<10	<0.02	-	7.5	-	-	-	<0.02	-	-	0.34	-	<2	-	-
151.2084	-23.7991	5207_0.1	5207	0.1	29/04/2009	Field Test		Stage 1b	8.95	2.72	6.23	-	-	-	-	-	-	-	-	-	-	-	-	-	-	-	-	-	-	-	-	-	-	-	-	-	-	-	-	-	-	-	-	-	-
151.2084	-23.7991	5207_0.25	5207	0.25	29/04/2009	Field Test		Stage 1b	8.75	2.39	6.36	1	-	-	-	-	-	-	-	-	-	-	-	-	-	-	-	-	-	-	-	-	-	-	-	-	-	-	-	-	-	-	-	-	-
151.2084	-23.7991	5207_0.5	5207	0.5	29/04/2009	Field Test		Stage 1b	9.17	6.9	2.27	1	-	-	-	-	-	-	-	-	-	-	-	-	-	-	-	-	-	-	-	-	-	-	-	-	-	-	-	-	-	-	-	-	-
151.2084	-23.7991	5207_0.75	5207	0.75	29/04/2009	Field Test		Stage 1b	8.74	2.34	6.4	1	-	-	-	-	-	-	-	-	-	-	-	-	-	-	-	-	-	-	-	-	-	-	-	-	-	-	-	-	-	-	-	-	-
151.2084	-23.7991	5207_1	5207	1	29/04/2009	Field Test		Stage 1b	8.52	2.39	6.13	1	-	-	-	-	-	-	-	-	-	-	-	-	-	-	-	-	-	-	-	-	-	-	-	-	-	-	-	-	-	-	-	-	-
151.2084	-23.7991	5207_1.25	5207	1.25	29/04/2009	Field Test		Stage 1b	8.09	2.15	5.94	1	-	-	-	-	-	-	-	-	-	-	-	-	-	-	-	-	-	-	-	-	-	-	-	-	-	-	-	-	-	-	-	-	-
151.2084	-23.7991	5207_1.5	5207	1.5	29/04/2009	Field Test		Stage 1b	8.35	2.93	5.42	1	-	-	-	-	-	-	-	-	-	-	-	-	-	-	-	-	-	-	-	-	-	-	-	-	-	-	-	-	-	-	-	-	-
151.2084	-23.7991	5207_1.75	5207	1.75	29/04/2009	Field Test		Stage 1b	8.12	1.83	6.29	1	-	-	-	-	-	-	-	-	-	-	-	-	-	-	-	-	-	-	-	-	-	-	-	-	-	-	-	-	-	-	-	-	-
151.2084	-23.7991	5207_2	5207	2	29/04/2009	Field Test		Stage 1b	7.89	2.07	5.82	1	-	-	-	-	-	-	-	-	-	-	-	-	-	-	-	-	-	-	-	-	-	-	-	-	-	-	-	-	-	-	-	-	-
151.2084	-23.7991	5207_2.25	5207	2.25	29/04/2009	Field Test		Stage 1b	7.51	1.75	5.76	1	-	-	-	-	-	-	-	-	-	-	-	-	-	-	-	-	-	-	-	-	-	-	-	-	-	-	-	-	-	-	-	-	-
151.2084	-23.7991	5207_2.5	5207	2.5	29/04/2009	Field Test		Stage 1b	8.09	2.76	5.33	1	-	-	-	-	-	-	-	-	-	-	-	-	-	-	-	-	-	-	-	-	-	-	-	-	-	-	-	-	-	-	-	-	-
151.2084	-23.7991	5207_2.75	5207	2.75	29/04/2009	Field Test		Stage 1b	8.12	2.54	5.58	1	-	-	-	-	-	-	-	-	-	-	-	-	-	-	-	-	-	-	-	-	-	-	-	-	-	-	-	-	-	-	-	-	-
151.2084	-23.7991	5207_3	5207	3	29/04/2009	Field Test		Stage 1b	8.36	2.24	6.12	-	-	-	-	-	-	-	-	-	-	-	-	-	-	-	-	-	-	-	-	-	-	-	-	-	-	-	-	-	-	-	-	-	-
151.2084	-23.7991	5207_3.25	5207	3.25	29/04/2009	Field Test		Stage 1b	8.07	2.33	5.74	-	-	-	-	-	-	-	-	-	-	-	-	-	-	-	-	-	-	-	-	-	-	-	-	-	-	-	-	-	-	-	-	-	-
151.2084	-23.7991	5207_3.5	5207	3.5	29/04/2009	Field Test		Stage 1b	8.44	2.31	6.13	-	-	-	-	-	-	-	-	-	-	-	-	-	-	-	-	-	-	-	-	-	-	-	-	-	-	-	-	-	-	-	-	-	-
151.2084	-23.7991	5207_3.75	5207	3.75	29/04/2009	Field Test		Stage 1b	8.75	2.41	6.34	-	-	-	-	-	-	-	-	-	-	-	-	-	-	-	-	-	-	-	-	-	-	-	-	-	-	-	-	-	-	-	-	-	-
151.2084	-23.7991	5207_4	5207	4	29/04/2009	Field Test		Stage 1b	9.14	7.58	1.56	2	-	-	-	-	-	-	-	-	-	-	-	-	-	-	-	-	-	-	-	-	-	-	-	-	-	-	-	-	-	-	-	-	-
151.2084	-23.7991	5207_4.25	5207	4.25	29/04/2009	Field Test		Stage 1b	8.49	2.28	6.21	-	-	-	-	-	-	-	-	-	-	-	-	-	-	-	-	-	-	-	-	-	-	-	-	-	-	-	-	-	-	-	-	-	-
151.2084	-23.7991	5207_4.5	5207	4.5	29/04/2009	Field Test		Stage 1b	8.73	2.14	6.59	-	-	-	-	-	-	-	-	-	-	-	-	-	-	-	-	-	-	-	-	-	-	-	-	-	-	-	-	-	-	-	-	-	-
151.2084	-23.7991	5207_4.75	5207	4.75	29/04/2009	Field Test		Stage 1b	8.7	2.04	6.66	-	-	-	-	-	-	-	-	-	-	-	-	-	-	-	-	-	-	-	-	-	-	-	-	-	-	-	-	-	-	-	-	-	-
151.2084	-23.7991	5207_5	5207	5	29/04/2009	Field Test		Stage 1b	9.07	2.83	6.24	1	-	-	-	-	-	-	-	-	-	-	-	-	-	-	-	-	-	-	-	-	-	-	-	-	-	-	-	-	-	-	-	-	-
151.2084	-23.7991	5207_5.25	5207	5.25	29/04/2009	Field Test		Stage 1b	9	2.54	6.46	1	-	-	-	-	-	-	-	-	-	-	-	-	-	-	-	-	-	-	-	-	-	-	-	-	-	-	-	-	-	-	-	-	-

									ASS Field Test				ASS																															
									pH (F)	pH Change	pH OX	Reaction Rate	Acid Neutralising Capacity	Acid Reacted Calcium	Acid Reacted Magnesium	acidity - Acid Neutralising Capacity (19A2)	acidity - Acid Reacted Calcium	acidity - Acid Reacted Magnesium	acidity - Chromium Reducible Sulfur (a-22B)	acidity - Excess Acid Neutralising Capacity	acidity - Peroxide Oxidisable Sulfur	ANC Fineness Factor	Calcium in Peroxide	Chromium Reducible Sulfur	Excess Acid Neutralising Capacity	KCl Extractable Calcium	KCl Extractable Magnesium	KCl Extractable Sulfur	Liming Rate	Magnesium in Peroxide	Net Acidity (acidity units)	Net Acidity (sulfur units)	Peroxide Oxidisable Sulfur	pH KCl	sulfidic - Acid Reacted Calcium	sulfidic - Acid Reacted Magnesium	sulfidic - Excess Acid Neutralising Capacity	sulfidic - Titratable Actual Acidity	sulfidic - Titratable Peroxide Acidity	sulfidic - Titratable Sulfidic Acidity	sulfidic-Acid Neutral	Sulfur in Peroxide	Titratable Actual Acidity	Titratable Peroxide Acidity	Titratable Sulfidic Acidity
									pH Unit	pH Units	pH Unit	Units	m H+/t	%	%	mol h+/t	mole H+/t	mole H+/t	m H+/t	mole H+/t	mole H+/t	-	%	% S	%	%	%	%	kg CaCO3/t	%	mole H+/t	%S	%	pH Unit	% S	%S	%S	%S	%S	%S	%S	%	mole H+/t	mole H+/t	mole H+/t
EQL									0.1		0.1	1	0.01	0.02	0.02	10	10	10	10	10	10	0.5	0.02	0.02	0.02	0.02	0.02	0.02	1	0.02	10	0.02	0.02	0.1	0.01	0.02	0.02	0.02	0.02	0.02	0.01	0.02	2	2	2
National Assessment Guidelines for Dredging- Maximum																																												
National Assessment Guidelines for Dredging- Screening																																												
QASSIT 1998 (Field Screen)									5-14	1	5-14	2																																
QASSIT 1998 (Minimum)																															18	0.03												
x coord	**y coord**	**Field ID**	**Core #**	**Depth (m)**	**Date Sample**	**SDG**	**GC Borelog Approved**	**Purpose**																																				
151.2084	-23.7991	D01_2904	5207	2-3	29/04/2009	ES0906272		Stage 1b	-	-	-	-	-	-	-	-	-	-	-	-	-	-	-	-	-	-	-	-	-	-	-	-	-	-	-	-	-	-	-	-	-	-	-	-
151.2084	-23.7991	LV5207 (2.	5207	2-3	29/04/2009	A09/1398		Stage 1b	-	-	-	-	-	-	-	-	-	-	-	-	-	-	-	-	-	-	-	-	-	-	-	-	-	-	-	-	-	-	-	-	-	-	-	-
151.2085	-23.7994	5192	5192	0 - 0.1	1/05/2009	EB0907169		Stage 1b	-	-	-	-	2.68	-	-	536	-	-	31	-	-	1.5	-	0.05	-	-	-	-	<1	-	<10	<0.02	-	9.5	-	-	-	<0.02	-	-	0.86	-	<2	-	-
151.2085	-23.7994	5192	5192	0 - 0.5	1/05/2009	ES0906525		Stage 1b	-	-	-	-	-	-	-	-	-	-	-	-	-	-	-	-	-	-	-	-	-	-	-	-	-	-	-	-	-	-	-	-	-	-	-	-
151.2085	-23.7994	5192	5192	0 - 0.5	1/05/2009	ES0906569		Stage 1b	-	-	-	-	-	-	-	-	-	-	-	-	-	-	-	-	-	-	-	-	-	-	-	-	-	-	-	-	-	-	-	-	-	-	-	-
151.2085	-23.7994	5192	5192	0.3-0.5	1/05/2009	EB0907169		Stage 1b	-	-	-	-	1.64	-	-	328	-	-	<10	-	-	1.5	-	<0.02	-	-	-	-	<1	-	<10	<0.02	-	9.6	-	-	-	<0.02	-	-	0.53	-	<2	-	-
151.2085	-23.7994	5192	5192	0.5-1	1/05/2009	ES0906525		Stage 1b	-	-	-	-	-	-	-	-	-	-	-	-	-	-	-	-	-	-	-	-	-	-	-	-	-	-	-	-	-	-	-	-	-	-	-	-
151.2085	-23.7994	5192	5192	0.8-1	1/05/2009	EB0907169		Stage 1b	-	-	-	-	1.6	-	-	319	-	-	<10	-	-	1.5	-	<0.02	-	-	-	-	<1	-	<10	<0.02	-	9.6	-	-	-	<0.02	-	-	0.51	-	<2	-	-
151.2085	-23.7994	5192	5192	1.3-1.5	1/05/2009	EB0907169		Stage 1b	-	-	-	-	10.8	-	-	2170	-	-	<10	-	-	1.5	-	<0.02	-	-	-	-	<1	-	<10	<0.02	-	9.6	-	-	-	<0.02	-	-	3.48	-	<2	-	-
151.2085	-23.7994	5192	5192	1.5-2	1/05/2009	ES0906525		Stage 1b	-	-	-	-	-	-	-	-	-	-	-	-	-	-	-	-	-	-	-	-	-	-	-	-	-	-	-	-	-	-	-	-	-	-	-	-
151.2085	-23.7994	5192	5192	1.8-2	1/05/2009	EB0907169		Stage 1b	-	-	-	-	2.27	-	-	454	-	-	<10	-	-	1.5	-	<0.02	-	-	-	-	<1	-	<10	<0.02	-	9.6	-	-	-	<0.02	-	-	0.73	-	<2	-	-
151.2085	-23.7994	5192	5192	1-1.5	1/05/2009	ES0906525		Stage 1b	-	-	-	-	-	-	-	-	-	-	-	-	-	-	-	-	-	-	-	-	-	-	-	-	-	-	-	-	-	-	-	-	-	-	-	-
151.2085	-23.7994	5192	5192	2.3-2.5	1/05/2009	EB0907169		Stage 1b	-	-	-	-	2.37	-	-	473	-	-	<10	-	-	1.5	-	<0.02	-	-	-	-	<1	-	<10	<0.02	-	9.6	-	-	-	<0.02	-	-	0.76	-	<2	-	-
151.2085	-23.7994	5192	5192	2-3	1/05/2009	ES0906525		Stage 1b	-	-	-	-	-	-	-	-	-	-	-	-	-	-	-	-	-	-	-	-	-	-	-	-	-	-	-	-	-	-	-	-	-	-	-	-
151.2085	-23.7994	5192	5192	3.3-3.5	1/05/2009	EB0907169		Stage 1b	-	-	-	-	1.33	-	-	266	-	-	<10	-	-	1.5	-	<0.02	-	-	-	-	<1	-	<10	<0.02	-	9.5	-	-	-	<0.02	-	-	0.42	-	<2	-	-
151.2085	-23.7994	5192	5192	3.5-4	1/05/2009	ES0906569		Stage 1b	-	-	-	-	-	-	-	-	-	-	-	-	-	-	-	-	-	-	-	-	-	-	-	-	-	-	-	-	-	-	-	-	-	-	-	-
151.2085	-23.7994	5192	5192	3-4.4	1/05/2009	ES0906525		Stage 1b	-	-	-	-	-	-	-	-	-	-	-	-	-	-	-	-	-	-	-	-	-	-	-	-	-	-	-	-	-	-	-	-	-	-	-	-
151.2085	-23.7994	5192	5192	4.2-4.4	1/05/2009	EB0907169		Stage 1b	-	-	-	-	0.14	-	-	29	-	-	<10	-	-	1.5	-	<0.02	-	-	-	-	<1	-	<10	<0.02	-	8.4	-	-	-	<0.02	-	-	0.05	-	<2	-	-
151.2085	-23.7994	5192	5192	4.4-4.8	1/05/2009	ES0906525		Stage 1b	-	-	-	-	-	-	-	-	-	-	-	-	-	-	-	-	-	-	-	-	-	-	-	-	-	-	-	-	-	-	-	-	-	-	-	-
151.2085	-23.7994	5192	5192	4.4-4.8	1/05/2009	ES0906569		Stage 1b	-	-	-	-	-	-	-	-	-	-	-	-	-	-	-	-	-	-	-	-	-	-	-	-	-	-	-	-	-	-	-	-	-	-	-	-
151.2085	-23.7994	5192	5192	4.6-4.8	1/05/2009	EB0907169		Stage 1b	-	-	-	-	19.7	-	-	3940	-	-	<10	-	-	1.5	-	<0.02	-	-	-	-	<1	-	<10	<0.02	-	9.2	-	-	-	<0.02	-	-	6.31	-	<2	-	-
151.2085	-23.7994	5192_0.1	5192	0.1	1/05/2009	Field Test		Stage 1b	8.44	2.15	6.29	-	-	-	-	-	-	-	-	-	-	-	-	-	-	-	-	-	-	-	-	-	-	-	-	-	-	-	-	-	-	-	-	-
151.2085	-23.7994	5192_0.25	5192	0.25	1/05/2009	Field Test		Stage 1b	8.32	2.14	6.18	-	-	-	-	-	-	-	-	-	-	-	-	-	-	-	-	-	-	-	-	-	-	-	-	-	-	-	-	-	-	-	-	-
151.2085	-23.7994	5192_0.5	5192	0.5	1/05/2009	Field Test		Stage 1b	8.36	2.34	6.02	-	-	-	-	-	-	-	-	-	-	-	-	-	-	-	-	-	-	-	-	-	-	-	-	-	-	-	-	-	-	-	-	-
151.2085	-23.7994	5192_0.75	5192	0.75	1/05/2009	Field Test		Stage 1b	8.28	2.21	6.07	-	-	-	-	-	-	-	-	-	-	-	-	-	-	-	-	-	-	-	-	-	-	-	-	-	-	-	-	-	-	-	-	-
151.2085	-23.7994	5192_1	5192	1	1/05/2009	Field Test		Stage 1b	7.92	1.73	6.19	-	-	-	-	-	-	-	-	-	-	-	-	-	-	-	-	-	-	-	-	-	-	-	-	-	-	-	-	-	-	-	-	-
151.2085	-23.7994	5192_1.25	5192	1.25	1/05/2009	Field Test		Stage 1b	7.33	1.22	6.11	-	-	-	-	-	-	-	-	-	-	-	-	-	-	-	-	-	-	-	-	-	-	-	-	-	-	-	-	-	-	-	-	-
151.2085	-23.7994	5192_1.5	5192	1.5	1/05/2009	Field Test		Stage 1b	8.18	1.84	6.34	-	-	-	-	-	-	-	-	-	-	-	-	-	-	-	-	-	-	-	-	-	-	-	-	-	-	-	-	-	-	-	-	-
151.2085	-23.7994	5192_1.75	5192	1.75	1/05/2009	Field Test		Stage 1b	7.69	1.82	5.87	-	-	-	-	-	-	-	-	-	-	-	-	-	-	-	-	-	-	-	-	-	-	-	-	-	-	-	-	-	-	-	-	-
151.2085	-23.7994	5192_2	5192	2	1/05/2009	Field Test		Stage 1b	7.42	1.3	6.12	-	-	-	-	-	-	-	-	-	-	-	-	-	-	-	-	-	-	-	-	-	-	-	-	-	-	-	-	-	-	-	-	-
151.2085	-23.7994	5192_2.25	5192	2.25	1/05/2009	Field Test		Stage 1b	8.28	2.17	6.11	-	-	-	-	-	-	-	-	-	-	-	-	-	-	-	-	-	-	-	-	-	-	-	-	-	-	-	-	-	-	-	-	-
151.2085	-23.7994	5192_2.5	5192	2.5	1/05/2009	Field Test		Stage 1b	7.66	1.58	6.08	-	-	-	-	-	-	-	-	-	-	-	-	-	-	-	-	-	-	-	-	-	-	-	-	-	-	-	-	-	-	-	-	-
151.2085	-23.7994	5192_2.75	5192	2.75	1/05/2009	Field Test		Stage 1b	7.36	1.63	5.73	-	-	-	-	-	-	-	-	-	-	-	-	-	-	-	-	-	-	-	-	-	-	-	-	-	-	-	-	-	-	-	-	-
151.2085	-23.7994	5192_3	5192	3	1/05/2009	Field Test		Stage 1b	7.61	1.78	5.83	-	-	-	-	-	-	-	-	-	-	-	-	-	-	-	-	-	-	-	-	-	-	-	-	-	-	-	-	-	-	-	-	-
151.2085	-23.7994	5192_3.25	5192	3.25	1/05/2009	Field Test		Stage 1b	7.43	1.85	5.58	-	-	-	-	-	-	-	-	-	-	-	-	-	-	-	-	-	-	-	-	-	-	-	-	-	-	-	-	-	-	-	-	-
151.2085	-23.7994	5192_3.5	5192	3.5	1/05/2009	Field Test		Stage 1b	7.25	1.89	5.36	-	-	-	-	-	-	-	-	-	-	-	-	-	-	-	-	-	-	-	-	-	-	-	-	-	-	-	-	-	-	-	-	-
151.2085	-23.7994	5192_3.75	5192	3.75	1/05/2009	Field Test		Stage 1b	7.57	2.08	5.49	-	-	-	-	-	-	-	-	-	-	-	-	-	-	-	-	-	-	-	-	-	-	-	-	-	-	-	-	-	-	-	-	-
151.2085	-23.7994	5192_4	5192	4	1/05/2009	Field Test		Stage 1b	8.41	2.38	6.03	-	-	-	-	-	-	-	-	-	-	-	-	-	-	-	-	-	-	-	-	-	-	-	-	-	-	-	-	-	-	-	-	-
151.2085	-23.7994	5192_4.25	5192	4.25	1/05/2009	Field Test		Stage 1b	8.46	6.26	2.2	-	-	-	-	-	-	-	-	-	-	-	-	-	-	-	-	-	-	-	-	-	-	-	-	-	-	-	-	-	-	-	-	-
151.2085	-23.7994	5192_4.5	5192	4.5	1/05/2009	Field Test		Stage 1b	9.04	-0.06	9.1	3	-	-	-	-	-	-	-	-	-	-	-	-	-	-	-	-	-	-	-	-	-	-	-	-	-	-	-	-	-	-	-	-
151.2085	-23.7994	5192_4.75	5192	4.75	1/05/2009	Field Test		Stage 1b	9.08	1.03	8.05	2	-	-	-	-	-	-	-	-	-	-	-	-	-	-	-	-	-	-	-	-	-	-	-	-	-	-	-	-	-	-	-	-
151.2085	-23.7994	D02_0105	5192		1/05/2009	ES0906525		Stage 1b	-	-	-	-	-	-	-	-	-	-	-	-	-	-	-	-	-	-	-	-	-	-	-	-	-	-	-	-	-	-	-	-	-	-	-	-
151.2085	-23.7994	D05_0105	5192		1/05/2009	ES0906525		Stage 1b	-	-	-	-	-	-	-	-	-	-	-	-	-	-	-	-	-	-	-	-	-	-	-	-	-	-	-	-	-	-	-	-	-	-	-	-
151.2091	-23.7922	5164	5164	0 - 0.1	4/03/2009	EB0903823		Stage 4	-	-	-	-	13.4	-	-	2680	-	-	22	-	-	1.5	-	0.04	-	-	-	-	<1	-	<10	<0.02	-	9.2	-	-	-	<0.02	-	-	4.3	-	<2	-	-
151.2091	-23.7922	5164	5164	0 - 0.5	4/03/2009	ES0903254		Stage 4	-	-	-	-	-	-	-	-	-	-	-	-	-	-	-	-	-	-	-	-	-	-	-	-	-	-	-	-	-	-	-	-	-	-	-	-
151.2091	-23.7922	5164	5164	0 - 0.5	4/03/2009	ES0903492		Stage 4	-	-	-	-	-	-	-	-	-	-	-	-	-	-	-	-	-	-	-	-	-	-	-	-	-	-	-	-	-	-	-	-	-	-	-	-
151.2091	-23.7922	5164	5164	0.3-0.5	4/03/2009	EB0903823		Stage 4	-	-	-	-	16.6	-	-	3310	-	-	76	-	-	1.5	-	0.12	-	-	-	-	<1	-	<10	<0.02	-	9.2	-	-	-	<0.02	-	-	5.31	-	<2	-	-
151.2091	-23.7922	5164	5164	0.5-1	4/03/2009	ES0903254		Stage 4	-	-	-	-	-	-	-	-	-	-	-	-	-	-	-	-	-	-	-	-	-	-	-	-	-	-	-	-	-	-	-	-	-	-	-	-
151.2091	-23.7922	5164	5164	0.8-1	4/03/2009	EB0903823		Stage 4	-	-	-	-	11.1	-	-	2230	-	-	143	-	-	1.5	-	0.23	-	-	-	-	<1	-	<10	<0.02	-	9.1	-	-	-	<0.02	-	-	3.57	-	<2	-	-
151.2091	-23.7922	5164	5164	1.3-1.5	4/03/2009	EB0903823		Stage 4	-	-	-	-	12.6	-	-	2510	-	-	168	-	-	1.5	-	0.27	-	-	-	-	<1	-	<10	<0.02	-	9.2	-	-	-	<0.02	-	-	4.03	-	<2	-	-
151.2091	-23.7922	5164	5164	1.5-2	4/03/2009	ES0903254		Stage 4	-	-	-	-	-	-	-	-	-	-	-	-	-	-	-	-	-	-	-	-	-	-	-	-	-	-	-	-	-	-	-	-	-	-	-	-
151.2091	-23.7922	5164	5164	1.8-2	4/03/2009	EB0903823		Stage 4	-	-	-	-	9.61	-	-	1920	-	-	476	-	-	1.5	-	0.76	-	-	-	-	<1	-	<10	<0.02	-	9	-	-	-	<0.02	-	-	3.08	-	<2	-	-
151.2091	-23.7922	5164	5164	1-1.5	4/03/2009	ES0903254		Stage 4	-	-	-	-	-	-	-	-	-	-	-	-	-	-	-	-	-	-	-	-	-	-	-	-	-	-	-	-	-	-	-	-	-	-	-	-
151.2091	-23.7922	5164	5164	2.8-3	4/03/2009	EB0903823		Stage 4	-	-	-	-	16.8	-	-	3350	-	-	571	-	-	1.5	-	0.92	-	-	-	-	<1	-	<10	<0.02	-	8.8	-	-	-	<0.02	-	-	5.37	-	<2	-	-
151.2091	-23.7922	5164	5164	2-3	4/03/2009	ES0903254		Stage 4	-	-	-	-	-	-	-	-	-	-	-	-	-	-	-	-	-	-	-	-	-	-	-	-	-	-	-	-	-	-	-	-	-	-	-	-
151.2091	-23.7922	5164	5164	3.8-4	4/03/2009	EB0903823		Stage 4	-	-	-	-	19.8	-	-	3950	-	-	551	-	-	1.5	-	0.88	-	-	-	-	<1	-	<10	<0.02	-	8.9	-	-	-	<0.02	-	-	6.33	-	<2	-	-
151.2091	-23.7922	5164	5164	3-4	4/03/2009	ES0903254		Stage 4	-	-	-	-	-	-	-	-	-	-	-	-	-	-	-	-	-	-	-	-	-	-	-	-	-	-	-	-	-	-	-	-	-	-	-	-
151.2091	-23.7922	5164	5164	4.3-4.5	4/03/2009	EB0903823		Stage 4	-	-	-	-	14.2	-	-	2840	-	-	395	-	-	1.5	-	0.63	-	-	-	-	<1	-	<10	<0.02	-	9	-	-	-	<0.02	-	-	4.55	-	<2	-	-
151.2091	-23.7922	5164	5164	4.7-5.5	4/03/2009	ES0903254		Stage 4	-	-	-	-	-	-	-	-	-	-	-	-	-	-	-	-	-	-	-	-	-	-	-	-	-	-	-	-	-	-	-	-	-	-	-	-
151.2091	-23.7922	5164	5164	4.8-5	4/03/2009	EB0903823		Stage 4	-	-	-	-	0.82	-	-	163	-	-	34	-	-	1.5	-	0.05	-	-	-	-	<1	-	<10	<0.02	-	9	-	-	-	<0.02	-	-	0.26	-	<2	-	-
151.2091	-23.7922	5164	5164	4-4.7	4/03/2009	ES0903254		Stage 4	-	-	-	-	-	-	-	-	-	-	-	-	-	-	-	-	-	-	-	-	-	-	-	-	-	-	-	-	-	-	-	-	-	-	-	-
151.2091	-23.7922	5164	5164	5.3-5.5	4/03/2009	EB0903823		Stage 4	-	-	-	-	0.37	-	-	74	-	-	<10	-	-	1.5	-	<0.02	-	-	-	-	<1	-	<10	<0.02	-	7.1	-	-	-	<0.02	-	-	0.12	-	<2	-	-
151.2091	-23.7922	5164	5164	5-5.5	4/03/2009	ES0903492		Stage 4	-	-	-	-	-	-	-	-	-	-	-	-	-	-	-	-	-	-	-	-	-	-	-	-	-	-	-	-	-	-	-	-	-	-	-	-
151.2091	-23.7922	5164_0.1	5164	0.1	4/03/2009	Field Test		Stage 4	8.83	2.55	6.28	-	-	-	-	-	-	-	-	-	-	-	-	-	-	-	-	-	-	-	-	-	-	-	-	-	-	-	-	-	-	-	-	-
151.2091	-23.7922	5164_0.25	5164	0.25	4/03/2009	Field Test		Stage 4	8.91	2.78	6.13	-	-	-	-	-	-	-	-	-	-	-	-	-	-	-	-	-	-	-	-	-	-	-	-	-	-	-	-	-	-	-	-	-
151.2091	-23.7922	5164_0.5	5164	0.5	4/03/2009	Field Test		Stage 4	9.03	2.73	6.3	-	-	-	-	-	-	-	-	-	-	-	-	-	-	-	-	-	-	-	-	-	-	-	-	-	-	-	-	-	-	-	-	-
151.2091	-23.7922	5164_0.75	5164	0.75	4/03/2009	Field Test		Stage 4	8.95	2.86	6.09	-	-	-	-	-	-	-	-	-	-	-	-	-	-	-	-	-	-	-	-	-	-	-	-	-	-	-	-	-	-	-	-	-
151.2091	-23.7922	5164_1	5164	1	4/03/2009	Field Test		Stage 4	8.85	2.58	6.27	-	-	-	-	-	-	-	-	-	-	-	-	-	-	-	-	-	-	-	-	-	-	-	-	-	-	-	-	-	-	-	-	-
151.2091	-23.7922	5164_1.25	5164	1.25	4/03/2009	Field Test		Stage 4	8.89	4.96	3.93	1	-	-	-	-	-	-	-	-	-	-	-	-	-	-	-	-	-	-	-	-	-	-	-	-	-	-	-	-	-	-	-	-
151.2091	-23.7922	5164_1.5	5164	1.5	4/03/2009	Field Test		Stage 4	8.75	2.62	6.13	-	-	-	-	-	-	-	-	-	-	-	-	-	-	-	-	-	-	-	-	-	-	-	-	-	-	-	-	-	-	-	-	-
151.2091	-23.7922	5164_1.75	5164	1.75	4/03/2009	Field Test		Stage 4	8.64	3.29	5.35	1	-	-	-	-	-	-	-	-	-	-	-	-	-	-	-	-	-	-	-	-	-	-	-	-	-	-	-	-	-	-	-	-
151.2091	-23.7922	5164_2	5164	2	4/03/2009	Field Test		Stage 4	8.65	3.97	4.68	1	-	-	-	-	-	-	-	-	-	-	-	-	-	-	-	-	-	-	-	-	-	-	-	-	-	-	-	-	-	-	-	-
151.2091	-23.7922	5164_2.25	5164	2.25	4/03/2009	Field Test		Stage 4	8.81	3.52	5.29	1	-	-	-	-	-	-	-	-	-	-	-	-	-	-	-	-	-	-	-	-	-	-	-	-	-	-	-	-	-	-	-	-
151.2091	-23.7922	5164_2.5	5164	2.5	4/03/2009	Field Test		Stage 4	8.79	3.19	5.6	1	-	-	-	-	-	-	-	-	-	-	-	-	-	-	-	-	-	-	-	-	-	-	-	-	-	-	-	-	-	-	-	-
151.2091	-23.7922	5164_2.75	5164	2.75	4/03/2009	Field Test		Stage 4	8.63	4.67	3.96	1	-	-	-	-	-	-	-	-	-	-	-	-	-	-	-	-	-	-	-	-	-	-	-	-	-	-	-	-	-	-	-	-
151.2091	-23.7922	5164_3	5164	3	4/03/2009	Field Test		Stage 4	8.55	4.94	3.61	1	-	-	-	-	-	-	-	-	-	-	-	-	-	-	-	-	-	-	-	-	-	-	-	-	-	-	-	-	-	-	-	-
151.2091	-23.7922	5164_3.25	5164	3.25	4/03/2009	Field Test		Stage 4	8.53	4.17	4.36	1	-	-	-	-	-	-	-	-	-	-	-	-	-	-	-	-	-	-	-	-	-	-	-	-	-	-	-	-	-	-	-	-
151.2091	-23.7922	5164_3.5	5164	3.5	4/03/2009	Field Test		Stage 4	8.16	6.04	2.12	1	-	-	-	-	-	-	-	-	-	-	-	-	-	-	-	-	-	-	-	-	-	-	-	-	-	-	-	-	-	-	-	-
151.2091	-23.7922	5164_3.75	5164	3.75	4/03/2009	Field Test		Stage 4	8.63	4.18	4.45	-	-	-	-	-	-	-	-	-	-	-	-	-	-	-	-	-	-	-	-	-	-	-	-	-	-	-	-	-	-	-	-	-
151.2091	-23.7922	5164_4	5164	4	4/03/2009	Field Test		Stage 4	8.39	5.23	3.16	1	-	-	-	-	-	-	-	-	-	-	-	-	-	-	-	-	-	-	-	-	-	-	-	-	-	-	-	-	-	-	-	-
151.2091	-23.7922	5164_4.25	5164	4.25	4/03/2009	Field Test		Stage 4	8.21	3.81	4.4	1	-	-	-	-	-	-	-	-	-	-	-	-	-	-	-	-	-	-	-	-	-	-	-	-	-	-	-	-	-	-	-	-
151.2091	-23.7922	5164_4.5	5164	4.5	4/03/2009	Field Test		Stage 4	8.01	5.8	2.21	3	-	-	-	-	-	-	-	-	-	-	-	-	-	-	-	-	-	-	-	-	-	-	-	-	-	-	-	-	-	-	-	-
151.2091	-23.7922	5164_4.75	5164	4.75	4/03/2009	Field Test		Stage 4	8.14	2.08	6.06	-	-	-	-	-	-	-	-	-	-	-	-	-	-	-	-	-	-	-	-	-	-	-	-	-	-	-	-	-	-	-	-	-
151.2091	-23.7922	5164_5	5164	5	4/03/2009	Field Test		Stage 4	8.44	2.24	6.2	-	-	-	-	-	-	-	-	-	-	-	-	-	-	-	-	-	-	-	-	-	-	-	-	-	-	-	-	-	-	-	-	-
151.2091	-23.7922	5164_5.25	5164	5.25	4/03/2009	Field Test		Stage 4	8.39	2.32	6.07	-	-	-	-	-	-	-	-	-	-	-	-	-	-	-	-	-	-	-	-	-	-	-	-	-	-	-	-	-	-	-	-	-
151.2091	-23.7922	5164_5.5	5164	5.5	4/03/2009	Field Test		Stage 4	6.97	1.56	5.41	-	-	-	-	-	-	-	-	-	-	-	-	-	-	-	-	-	-	-	-	-	-	-	-	-	-	-	-	-	-	-	-	-
151.2091	-23.795	5170	5170	0 - 0.1	19/02/2009	EB0902973		Stage 1a	-	-	-	-	5.25	-	-	1050	-	-	41	-	-	1.5	-	0.07	-	-	-	-	<1	-	<10	<0.02	-	9	-	-	-	<0.02	-	-	1.68	-	<2	-	-
151.2091	-23.795	5170	5170	0 - 0.5	19/02/2009	ES0902552		Stage 1a	-	-	-	-	-	-	-	-	-	-	-	-	-	-	-	-	-	-	-	-	-	-	-	-	-	-	-	-	-	-	-	-	-	-	-	-
151.2091	-23.795	5170	5170	0 - 0.5	19/02/2009	ES0902598		Stage 1a	-	-	-	-	-	-	-	-	-	-	-	-	-	-	-	-	-	-	-	-	-	-	-	-	-	-	-	-	-	-	-	-	-	-	-	-
151.2091	-23.795	5170	5170	0.3-0.5	19/02/2009	EB0902973		Stage 1a	-	-	-	-	13	-	-	2600	-	-	90	-	-	1.5	-	0.14	-	-	-	-	<1	-	<10	<0.02	-	9.2	-	-	-	<0.02	-	-	4.16	-	<2	-	-
151.2091	-23.795	5170	5170	0.5-1	19/02/2009	ES0902552		Stage 1a	-	-	-	-	-	-	-	-	-	-	-	-	-	-	-	-	-	-	-	-	-	-	-	-	-	-	-	-	-	-	-	-	-	-	-	-
151.2091	-23.795	5170	5170	0.8-1	19/02/2009	EB0902973		Stage 1a	-	-	-	-	27.3	-	-	5460	-	-	191	-	-	1.5	-	0.31	-	-	-	-	<1	-	<10	<0.02	-	9	-	-	-	<0.02	-	-	8.75	-	<2	-	-
151.2091	-23.795	5170	5170	1.3-1.5	19/02/2009	EB0902973		Stage 1a	-	-	-	-	28	-	-	5590	-	-	227	-	-	1.5	-	0.36	-	-	-	-	<1	-	<10	<0.02	-	9	-	-	-	<0.02	-	-	8.96	-	<2	-	-
151.2091	-23.795	5170	5170	1.5-2	19/02/2009	ES0902552		Stage 1a	-	-	-	-	-	-	-	-	-	-	-	-	-	-	-	-	-	-	-	-	-	-	-	-	-	-	-	-	-	-	-	-	-	-	-	-
151.2091	-23.795	5170	5170	1.8-2	19/02/2009	EB0902973		Stage 1a	-	-	-	-	35.5	-	-	7090	-	-	62	-	-	1.5	-	0.1	-	-	-	-	<1	-	<10	<0.02	-	9	-	-	-	<0.02	-	-	11.4	-	<2	-	-
151.2091	-23.795	5170	5170	1-1.5	19/02/2009	ES0902552		Stage 1a	-	-	-	-	-	-	-	-	-	-	-	-	-	-	-	-	-	-	-	-	-	-	-	-	-	-	-	-	-	-	-	-	-	-	-	-
151.2091	-23.795	5170	5170	2.3-2.5	19/02/2009	EB0902973		Stage 1a	-	-	-	-	10	-	-	2010	-	-	335	-	-	1.5	-	0.54	-	-	-	-	<1	-	<10	<0.02	-	8.7	-	-	-	<0.02	-	-	3.22	-	<2	-	-
151.2091	-23.795	5170	5170	2.8-3	19/02/2009	EB0902973		Stage 1a	-	-	-	-	27.8	-	-	5550	-	-	312	-	-	1.5	-	0.5	-	-	-	-	<1	-	<10	<0.02	-	8.8	-	-	-	<0.02	-	-	8.9	-	<2	-	-

									ASS Field Test				ASS																															
									pH (F)	pH Change	pH OX	Reaction Rate	Acid Neutralising Capacity	Acid Reacted Calcium	Acid Reacted Magnesium	acidity - Acid Neutralising Capacity (19A2)	acidity - Acid Reacted Calcium	acidity - Acid Reacted Magnesium	acidity - Chromium Reducible Sulfur (a-22B)	acidity - Excess Acid Neutralising Capacity	acidity - Peroxide Oxidisable Sulfur	ANC Fineness Factor	Calcium in Peroxide	Chromium Reducible Sulfur	Excess Acid Neutralising Capacity	KCl Extractable Calcium	KCl Extractable Magnesium	KCl Extractable Sulfur	Liming Rate	Magnesium in Peroxide	Net Acidity (acidity units)	Net Acidity (sulfur units)	Peroxide Oxidisable Sulfur	pH KCl	sulfidic - Acid Reacted Calcium	sulfidic - Acid Reacted Magnesium	sulfidic - Excess Acid Neutralising Capacity	sulfidic - Titratable Actual Acidity	sulfidic - Titratable Peroxide Acidity	sulfidic - Titratable Sulfidic Acidity	sulfidic-Acid Neutral	Sulfur in Peroxide	Titratable Actual Acidity	Titratable Peroxide Acidity	Titratable Sulfidic Acidity
									pH Unit	pH Units	pH Unit	Units	m H+/t	%	%	mol h+/t	mole H+/t	mole H+/t	m H+/t	mole H+/t	mole H+/t	-	%	% S	%	%	%	%	kg CaCO3/t	%	mole H+/t	%S	%	pH Unit	% S	%S	%S	%S	%S	%S	%S	%	mole H+/t	mole H+/t	mole H+/t
EQL									0.1		0.1	1	0.01	0.02	0.02	10	10	10	10	10	10	0.5	0.02	0.02	0.02	0.02	0.02	0.02	1	0.02	10	0.02	0.02	0.1	0.01	0.02	0.02	0.02	0.02	0.02	0.01	0.02	2	2	2
National Assessment Guidelines for Dredging- Maximum																																												
National Assessment Guidelines for Dredging- Screening																																												
QASSIT 1998 (Field Screen)									5-14	1	5-14	2																																
QASSIT 1998 (Minimum)																															18	0.03												
x coord	**y coord**	**Field ID**	**Core #**	**Depth (m)**	**Date Sample**	**SDG**	**GC Borelog Approved**	**Purpose**																																				
151.2091	-23.795	5170	5170	2-2.5	19/02/2009	ES0902598		Stage 1a	-	-	-	-	-	-	-	-	-	-	-	-	-	-	-	-	-	-	-	-	-	-	-	-	-	-	-	-	-	-	-	-	-	-	-	-
151.2091	-23.795	5170	5170	2-3	19/02/2009	ES0902552		Stage 1a	-	-	-	-	-	-	-	-	-	-	-	-	-	-	-	-	-	-	-	-	-	-	-	-	-	-	-	-	-	-	-	-	-	-	-	-
151.2091	-23.795	5170	5170	3.3-3.5	19/02/2009	EB0902973		Stage 1a	-	-	-	-	27.7	-	-	5530	-	-	255	-	-	1.5	-	0.41	-	-	-	-	<1	-	<10	<0.02	-	8.9	-	-	-	<0.02	-	-	8.86	-	<2	-	-
151.2091	-23.795	5170	5170	3.8-4	19/02/2009	EB0902973		Stage 1a	-	-	-	-	27.7	-	-	5530	-	-	250	-	-	1.5	-	0.4	-	-	-	-	<1	-	<10	<0.02	-	8.8	-	-	-	<0.02	-	-	8.87	-	<2	-	-
151.2091	-23.795	5170	5170	3-4	19/02/2009	ES0902552		Stage 1a	-	-	-	-	-	-	-	-	-	-	-	-	-	-	-	-	-	-	-	-	-	-	-	-	-	-	-	-	-	-	-	-	-	-	-	-
151.2091	-23.795	5170	5170	4.3-4.5	19/02/2009	EB0902973		Stage 1a	-	-	-	-	28	-	-	5590	-	-	260	-	-	1.5	-	0.42	-	-	-	-	<1	-	<10	<0.02	-	8.8	-	-	-	<0.02	-	-	8.97	-	<2	-	-
151.2091	-23.795	5170	5170	4.8-5	19/02/2009	EB0902973		Stage 1a	-	-	-	-	11.4	-	-	2270	-	-	322	-	-	1.5	-	0.52	-	-	-	-	<1	-	<10	<0.02	-	8.6	-	-	-	<0.02	-	-	3.64	-	<2	-	-
151.2091	-23.795	5170	5170	4-5	19/02/2009	ES0902552		Stage 1a	-	-	-	-	-	-	-	-	-	-	-	-	-	-	-	-	-	-	-	-	-	-	-	-	-	-	-	-	-	-	-	-	-	-	-	-
151.2091	-23.795	5170	5170	5.3-5.5	19/02/2009	EB0902973		Stage 1a	-	-	-	-	2.17	-	-	433	-	-	<10	-	-	1.5	-	<0.02	-	-	-	-	<1	-	<10	<0.02	-	7.4	-	-	-	<0.02	-	-	0.69	-	<2	-	-
151.2091	-23.795	5170	5170	5-5.5	19/02/2009	ES0902552		Stage 1a	-	-	-	-	-	-	-	-	-	-	-	-	-	-	-	-	-	-	-	-	-	-	-	-	-	-	-	-	-	-	-	-	-	-	-	-
151.2091	-23.795	5170	5170	5-5.5	19/02/2009	ES0902598		Stage 1a	-	-	-	-	-	-	-	-	-	-	-	-	-	-	-	-	-	-	-	-	-	-	-	-	-	-	-	-	-	-	-	-	-	-	-	-
151.2091	-23.795	5170_0.1	5170	0.1	19/02/2009	Field Test		Stage 1a	8.6	2.3	6.3	-	-	-	-	-	-	-	-	-	-	-	-	-	-	-	-	-	-	-	-	-	-	-	-	-	-	-	-	-	-	-	-	-
151.2091	-23.795	5170_0.25	5170	0.25	19/02/2009	Field Test		Stage 1a	8.81	2.49	6.32	1	-	-	-	-	-	-	-	-	-	-	-	-	-	-	-	-	-	-	-	-	-	-	-	-	-	-	-	-	-	-	-	-
151.2091	-23.795	5170_0.5	5170	0.5	19/02/2009	Field Test		Stage 1a	8.78	2.57	6.21	1	-	-	-	-	-	-	-	-	-	-	-	-	-	-	-	-	-	-	-	-	-	-	-	-	-	-	-	-	-	-	-	-
151.2091	-23.795	5170_0.75	5170	0.75	19/02/2009	Field Test		Stage 1a	8.67	2.37	6.3	1	-	-	-	-	-	-	-	-	-	-	-	-	-	-	-	-	-	-	-	-	-	-	-	-	-	-	-	-	-	-	-	-
151.2091	-23.795	5170_1	5170	1	19/02/2009	Field Test		Stage 1a	8.4	2.16	6.24	1	-	-	-	-	-	-	-	-	-	-	-	-	-	-	-	-	-	-	-	-	-	-	-	-	-	-	-	-	-	-	-	-
151.2091	-23.795	5170_1.25	5170	1.25	19/02/2009	Field Test		Stage 1a	8.37	2.16	6.21	-	-	-	-	-	-	-	-	-	-	-	-	-	-	-	-	-	-	-	-	-	-	-	-	-	-	-	-	-	-	-	-	-
151.2091	-23.795	5170_1.5	5170	1.5	19/02/2009	Field Test		Stage 1a	8.22	1.91	6.31	-	-	-	-	-	-	-	-	-	-	-	-	-	-	-	-	-	-	-	-	-	-	-	-	-	-	-	-	-	-	-	-	-
151.2091	-23.795	5170_1.75	5170	1.75	19/02/2009	Field Test		Stage 1a	8.27	2.08	6.19	2	-	-	-	-	-	-	-	-	-	-	-	-	-	-	-	-	-	-	-	-	-	-	-	-	-	-	-	-	-	-	-	-
151.2091	-23.795	5170_2	5170	2	19/02/2009	Field Test		Stage 1a	8.41	2.18	6.23	2	-	-	-	-	-	-	-	-	-	-	-	-	-	-	-	-	-	-	-	-	-	-	-	-	-	-	-	-	-	-	-	-
151.2091	-23.795	5170_2.25	5170	2.25	19/02/2009	Field Test		Stage 1a	8.27	2.14	6.13	2	-	-	-	-	-	-	-	-	-	-	-	-	-	-	-	-	-	-	-	-	-	-	-	-	-	-	-	-	-	-	-	-
151.2091	-23.795	5170_2.5	5170	2.5	19/02/2009	Field Test		Stage 1a	8.2	1.86	6.34	-	-	-	-	-	-	-	-	-	-	-	-	-	-	-	-	-	-	-	-	-	-	-	-	-	-	-	-	-	-	-	-	-
151.2091	-23.795	5170_2.75	5170	2.75	19/02/2009	Field Test		Stage 1a	8.26	1.88	6.38	-	-	-	-	-	-	-	-	-	-	-	-	-	-	-	-	-	-	-	-	-	-	-	-	-	-	-	-	-	-	-	-	-
151.2091	-23.795	5170_3	5170	3	19/02/2009	Field Test		Stage 1a	8.11	1.78	6.33	-	-	-	-	-	-	-	-	-	-	-	-	-	-	-	-	-	-	-	-	-	-	-	-	-	-	-	-	-	-	-	-	-
151.2091	-23.795	5170_3.25	5170	3.25	19/02/2009	Field Test		Stage 1a	8.21	1.87	6.34	-	-	-	-	-	-	-	-	-	-	-	-	-	-	-	-	-	-	-	-	-	-	-	-	-	-	-	-	-	-	-	-	-
151.2091	-23.795	5170_3.5	5170	3.5	19/02/2009	Field Test		Stage 1a	8.24	1.96	6.28	-	-	-	-	-	-	-	-	-	-	-	-	-	-	-	-	-	-	-	-	-	-	-	-	-	-	-	-	-	-	-	-	-
151.2091	-23.795	5170_3.75	5170	3.75	19/02/2009	Field Test		Stage 1a	8.19	3.08	5.11	1	-	-	-	-	-	-	-	-	-	-	-	-	-	-	-	-	-	-	-	-	-	-	-	-	-	-	-	-	-	-	-	-
151.2091	-23.795	5170_4	5170	4	19/02/2009	Field Test		Stage 1a	8.13	1.76	6.37	1	-	-	-	-	-	-	-	-	-	-	-	-	-	-	-	-	-	-	-	-	-	-	-	-	-	-	-	-	-	-	-	-
151.2091	-23.795	5170_4.25	5170	4.25	19/02/2009	Field Test		Stage 1a	7.68	1.49	6.19	1	-	-	-	-	-	-	-	-	-	-	-	-	-	-	-	-	-	-	-	-	-	-	-	-	-	-	-	-	-	-	-	-
151.2091	-23.795	5170_4.5	5170	4.5	19/02/2009	Field Test		Stage 1a	7.97	1.66	6.31	1	-	-	-	-	-	-	-	-	-	-	-	-	-	-	-	-	-	-	-	-	-	-	-	-	-	-	-	-	-	-	-	-
151.2091	-23.795	5170_4.75	5170	4.75	19/02/2009	Field Test		Stage 1a	8.21	1.97	6.24	1	-	-	-	-	-	-	-	-	-	-	-	-	-	-	-	-	-	-	-	-	-	-	-	-	-	-	-	-	-	-	-	-
151.2091	-23.795	5170_5	5170	5	19/02/2009	Field Test		Stage 1a	8.42	2.07	6.35	-	-	-	-	-	-	-	-	-	-	-	-	-	-	-	-	-	-	-	-	-	-	-	-	-	-	-	-	-	-	-	-	-
151.2091	-23.795	5170_5.25	5170	5.25	19/02/2009	Field Test		Stage 1a	8.44	2.24	6.2	-	-	-	-	-	-	-	-	-	-	-	-	-	-	-	-	-	-	-	-	-	-	-	-	-	-	-	-	-	-	-	-	-
151.2091	-23.795	5170_5.5	5170	5.5	19/02/2009	Field Test		Stage 1a	7.93	2.23	5.7	-	-	-	-	-	-	-	-	-	-	-	-	-	-	-	-	-	-	-	-	-	-	-	-	-	-	-	-	-	-	-	-	-
151.2092	-23.7893	5158	5158	0 - 0.1	4/03/2009	EB0904456		Stage 4	-	-	-	-	2.62	-	-	524	-	-	154	-	-	1.5	-	0.25	-	-	-	-	<1	-	<10	<0.02	-	8.5	-	-	-	<0.02	-	-	0.84	-	<2	-	-
151.2092	-23.7893	5158	5158	0 - 0.5	18/03/2009	ES0904190		Stage 4	-	-	-	-	-	-	-	-	-	-	-	-	-	-	-	-	-	-	-	-	-	-	-	-	-	-	-	-	-	-	-	-	-	-	-	-
151.2092	-23.7893	5158	5158	0 - 0.6	4/03/2009	ES0903254		Stage 4	-	-	-	-	-	-	-	-	-	-	-	-	-	-	-	-	-	-	-	-	-	-	-	-	-	-	-	-	-	-	-	-	-	-	-	-
151.2092	-23.7893	5158	5158	0.3-0.5	4/03/2009	EB0904456		Stage 4	-	-	-	-	5.04	-	-	1010	-	-	499	-	-	1.5	-	0.8	-	-	-	-	<1	-	<10	<0.02	-	8.6	-	-	-	<0.02	-	-	1.62	-	<2	-	-
151.2092	-23.7893	5158	5158	0.6-1	4/03/2009	ES0903254		Stage 4	-	-	-	-	-	-	-	-	-	-	-	-	-	-	-	-	-	-	-	-	-	-	-	-	-	-	-	-	-	-	-	-	-	-	-	-
151.2092	-23.7893	5158	5158	0.8-1	4/03/2009	EB0904456		Stage 4	-	-	-	-	3.86	-	-	771	-	-	554	-	-	1.5	-	0.89	-	-	-	-	3	-	40	<0.02	-	8.6	-	-	-	<0.02	-	-	1.24	-	<2	-	-
151.2092	-23.7893	5158	5158	1.3-1.5	4/03/2009	EB0904456		Stage 4	-	-	-	-	1.41	-	-	282	-	-	373	-	-	1.5	-	0.6	-	-	-	-	14	-	185	0.3	-	8.5	-	-	-	<0.02	-	-	0.45	-	<2	-	-
151.2092	-23.7893	5158	5158	1.5-2	4/03/2009	ES0903254		Stage 4	-	-	-	-	-	-	-	-	-	-	-	-	-	-	-	-	-	-	-	-	-	-	-	-	-	-	-	-	-	-	-	-	-	-	-	-
151.2092	-23.7893	5158	5158	1.8-2	4/03/2009	EB0904456		Stage 4	-	-	-	-	2.05	-	-	410	-	-	338	-	-	1.5	-	0.54	-	-	-	-	5	-	64	0.1	-	8.5	-	-	-	<0.02	-	-	0.66	-	<2	-	-
151.2092	-23.7893	5158	5158	1-1.5	4/03/2009	ES0903254		Stage 4	-	-	-	-	-	-	-	-	-	-	-	-	-	-	-	-	-	-	-	-	-	-	-	-	-	-	-	-	-	-	-	-	-	-	-	-
151.2092	-23.7893	5158	5158	2.3-2.5	4/03/2009	EB0904456		Stage 4	-	-	-	-	2.22	-	-	445	-	-	325	-	-	1.5	-	0.52	-	-	-	-	2	-	28	0.04	-	8.2	-	-	-	<0.02	-	-	0.71	-	<2	-	-
151.2092	-23.7893	5158	5158	2-3	4/03/2009	ES0903254		Stage 4	-	-	-	-	-	-	-	-	-	-	-	-	-	-	-	-	-	-	-	-	-	-	-	-	-	-	-	-	-	-	-	-	-	-	-	-
151.2092	-23.7893	5158	5158	3.3-3.5	4/03/2009	EB0904456		Stage 4	-	-	-	-	4.01	-	-	800	-	-	307	-	-	1.5	-	0.49	-	-	-	-	<1	-	<10	<0.02	-	8.4	-	-	-	<0.02	-	-	1.28	-	<2	-	-
151.2092	-23.7893	5158	5158	3-4	4/03/2009	ES0903254		Stage 4	-	-	-	-	-	-	-	-	-	-	-	-	-	-	-	-	-	-	-	-	-	-	-	-	-	-	-	-	-	-	-	-	-	-	-	-
151.2092	-23.7893	5158	5158	4.3-4.5	4/03/2009	EB0904456		Stage 4	-	-	-	-	3.26	-	-	652	-	-	370	-	-	1.5	-	0.59	-	-	-	-	<1	-	<10	<0.02	-	8.6	-	-	-	<0.02	-	-	1.04	-	<2	-	-
151.2092	-23.7893	5158	5158	4-5.5	4/03/2009	ES0903254		Stage 4	-	-	-	-	-	-	-	-	-	-	-	-	-	-	-	-	-	-	-	-	-	-	-	-	-	-	-	-	-	-	-	-	-	-	-	-
151.2092	-23.7893	5158	5158	5.3-5.5	4/03/2009	EB0904456		Stage 4	-	-	-	-	8.06	-	-	1610	-	-	224	-	-	1.5	-	0.36	-	-	-	-	<1	-	<10	<0.02	-	8.7	-	-	-	<0.02	-	-	2.58	-	<2	-	-
151.2092	-23.7893	5158	5158	5-5.5	18/03/2009	ES0904190		Stage 4	-	-	-	-	-	-	-	-	-	-	-	-	-	-	-	-	-	-	-	-	-	-	-	-	-	-	-	-	-	-	-	-	-	-	-	-
151.2092	-23.7893	5158_0.1	5158	0.1	4/03/2009	Field Test		Stage 4	8.42	2.39	6.03	1	-	-	-	-	-	-	-	-	-	-	-	-	-	-	-	-	-	-	-	-	-	-	-	-	-	-	-	-	-	-	-	-
151.2092	-23.7893	5158_0.25	5158	0.25	4/03/2009	Field Test		Stage 4	8.75	2.74	6.01	1	-	-	-	-	-	-	-	-	-	-	-	-	-	-	-	-	-	-	-	-	-	-	-	-	-	-	-	-	-	-	-	-
151.2092	-23.7893	5158_0.5	5158	0.5	4/03/2009	Field Test		Stage 4	8.8	2.85	5.95	1	-	-	-	-	-	-	-	-	-	-	-	-	-	-	-	-	-	-	-	-	-	-	-	-	-	-	-	-	-	-	-	-
151.2092	-23.7893	5158_0.75	5158	0.75	4/03/2009	Field Test		Stage 4	8.59	3.98	4.61	4	-	-	-	-	-	-	-	-	-	-	-	-	-	-	-	-	-	-	-	-	-	-	-	-	-	-	-	-	-	-	-	-
151.2092	-23.7893	5158_1	5158	1	4/03/2009	Field Test		Stage 4	8.57	2.61	5.96	1	-	-	-	-	-	-	-	-	-	-	-	-	-	-	-	-	-	-	-	-	-	-	-	-	-	-	-	-	-	-	-	-
151.2092	-23.7893	5158_1.25	5158	1.25	4/03/2009	Field Test		Stage 4	8.16	2.06	6.1	1	-	-	-	-	-	-	-	-	-	-	-	-	-	-	-	-	-	-	-	-	-	-	-	-	-	-	-	-	-	-	-	-
151.2092	-23.7893	5158_1.5	5158	1.5	4/03/2009	Field Test		Stage 4	8.61	2.69	5.92	2	-	-	-	-	-	-	-	-	-	-	-	-	-	-	-	-	-	-	-	-	-	-	-	-	-	-	-	-	-	-	-	-
151.2092	-23.7893	5158_1.75	5158	1.75	4/03/2009	Field Test		Stage 4	8.63	3.42	5.21	2	-	-	-	-	-	-	-	-	-	-	-	-	-	-	-	-	-	-	-	-	-	-	-	-	-	-	-	-	-	-	-	-
151.2092	-23.7893	5158_2	5158	2	4/03/2009	Field Test		Stage 4	8.37	1.39	6.98	4	-	-	-	-	-	-	-	-	-	-	-	-	-	-	-	-	-	-	-	-	-	-	-	-	-	-	-	-	-	-	-	-
151.2092	-23.7893	5158_2.25	5158	2.25	4/03/2009	Field Test		Stage 4	8.51	3.96	4.55	1	-	-	-	-	-	-	-	-	-	-	-	-	-	-	-	-	-	-	-	-	-	-	-	-	-	-	-	-	-	-	-	-
151.2092	-23.7893	5158_2.5	5158	2.5	4/03/2009	Field Test		Stage 4	8.03	2.63	5.4	1	-	-	-	-	-	-	-	-	-	-	-	-	-	-	-	-	-	-	-	-	-	-	-	-	-	-	-	-	-	-	-	-
151.2092	-23.7893	5158_2.75	5158	2.75	4/03/2009	Field Test		Stage 4	8.46	4.73	3.73	1	-	-	-	-	-	-	-	-	-	-	-	-	-	-	-	-	-	-	-	-	-	-	-	-	-	-	-	-	-	-	-	-
151.2092	-23.7893	5158_3	5158	3	4/03/2009	Field Test		Stage 4	8.36	6.76	1.6	3	-	-	-	-	-	-	-	-	-	-	-	-	-	-	-	-	-	-	-	-	-	-	-	-	-	-	-	-	-	-	-	-
151.2092	-23.7893	5158_3.25	5158	3.25	4/03/2009	Field Test		Stage 4	8.67	3.69	4.98	4	-	-	-	-	-	-	-	-	-	-	-	-	-	-	-	-	-	-	-	-	-	-	-	-	-	-	-	-	-	-	-	-
151.2092	-23.7893	5158_3.5	5158	3.5	4/03/2009	Field Test		Stage 4	8.29	3.09	5.2	1	-	-	-	-	-	-	-	-	-	-	-	-	-	-	-	-	-	-	-	-	-	-	-	-	-	-	-	-	-	-	-	-
151.2092	-23.7893	5158_3.75	5158	3.75	4/03/2009	Field Test		Stage 4	8.48	4.33	4.15	1	-	-	-	-	-	-	-	-	-	-	-	-	-	-	-	-	-	-	-	-	-	-	-	-	-	-	-	-	-	-	-	-
151.2092	-23.7893	5158_4	5158	4	4/03/2009	Field Test		Stage 4	8.72	6.47	2.25	4	-	-	-	-	-	-	-	-	-	-	-	-	-	-	-	-	-	-	-	-	-	-	-	-	-	-	-	-	-	-	-	-
151.2092	-23.7893	5158_4.25	5158	4.25	4/03/2009	Field Test		Stage 4	8.33	2.63	5.7	1	-	-	-	-	-	-	-	-	-	-	-	-	-	-	-	-	-	-	-	-	-	-	-	-	-	-	-	-	-	-	-	-
151.2092	-23.7893	5158_4.5	5158	4.5	4/03/2009	Field Test		Stage 4	7.72	4.25	3.47	2	-	-	-	-	-	-	-	-	-	-	-	-	-	-	-	-	-	-	-	-	-	-	-	-	-	-	-	-	-	-	-	-
151.2092	-23.7893	5158_4.75	5158	4.75	4/03/2009	Field Test		Stage 4	7.68	5	2.68	2	-	-	-	-	-	-	-	-	-	-	-	-	-	-	-	-	-	-	-	-	-	-	-	-	-	-	-	-	-	-	-	-
151.2092	-23.7893	5158_5	5158	5	4/03/2009	Field Test		Stage 4	7.92	5.1	2.82	1	-	-	-	-	-	-	-	-	-	-	-	-	-	-	-	-	-	-	-	-	-	-	-	-	-	-	-	-	-	-	-	-
151.2092	-23.7893	5158_5.25	5158	5.25	4/03/2009	Field Test		Stage 4	7.97	4.55	3.42	1	-	-	-	-	-	-	-	-	-	-	-	-	-	-	-	-	-	-	-	-	-	-	-	-	-	-	-	-	-	-	-	-
151.2092	-23.7893	5158_5.5	5158	5.5	4/03/2009	Field Test		Stage 4	8.13	4.44	3.69	1	-	-	-	-	-	-	-	-	-	-	-	-	-	-	-	-	-	-	-	-	-	-	-	-	-	-	-	-	-	-	-	-
151.2092	-23.7893	5158B	5158	0 - 0.6	4/03/2009	ES0903254		Stage 4	-	-	-	-	-	-	-	-	-	-	-	-	-	-	-	-	-	-	-	-	-	-	-	-	-	-	-	-	-	-	-	-	-	-	-	-
151.2092	-23.7893	5158B	5158	0.6-1	4/03/2009	ES0903254		Stage 4	-	-	-	-	-	-	-	-	-	-	-	-	-	-	-	-	-	-	-	-	-	-	-	-	-	-	-	-	-	-	-	-	-	-	-	-
151.2092	-23.7893	5158B	5158	1.5-2	4/03/2009	ES0903254		Stage 4	-	-	-	-	-	-	-	-	-	-	-	-	-	-	-	-	-	-	-	-	-	-	-	-	-	-	-	-	-	-	-	-	-	-	-	-
151.2092	-23.7893	5158B	5158	1-1.5	4/03/2009	ES0903254		Stage 4	-	-	-	-	-	-	-	-	-	-	-	-	-	-	-	-	-	-	-	-	-	-	-	-	-	-	-	-	-	-	-	-	-	-	-	-
151.2092	-23.7893	5158B	5158	2-3	4/03/2009	ES0903254		Stage 4	-	-	-	-	-	-	-	-	-	-	-	-	-	-	-	-	-	-	-	-	-	-	-	-	-	-	-	-	-	-	-	-	-	-	-	-
151.2092	-23.7893	5158B	5158	3-4	4/03/2009	ES0903254		Stage 4	-	-	-	-	-	-	-	-	-	-	-	-	-	-	-	-	-	-	-	-	-	-	-	-	-	-	-	-	-	-	-	-	-	-	-	-
151.2092	-23.7893	5158B	5158	4-5.5	4/03/2009	ES0903254		Stage 4	-	-	-	-	-	-	-	-	-	-	-	-	-	-	-	-	-	-	-	-	-	-	-	-	-	-	-	-	-	-	-	-	-	-	-	-
151.2092	-23.7893	5158C	5158	0 - 0.6	4/03/2009	ES0903254		Stage 4	-	-	-	-	-	-	-	-	-	-	-	-	-	-	-	-	-	-	-	-	-	-	-	-	-	-	-	-	-	-	-	-	-	-	-	-
151.2092	-23.7893	5158C	5158	0.6-1	4/03/2009	ES0903254		Stage 4	-	-	-	-	-	-	-	-	-	-	-	-	-	-	-	-	-	-	-	-	-	-	-	-	-	-	-	-	-	-	-	-	-	-	-	-
151.2092	-23.7893	5158C	5158	1.5-2	4/03/2009	ES0903254		Stage 4	-	-	-	-	-	-	-	-	-	-	-	-	-	-	-	-	-	-	-	-	-	-	-	-	-	-	-	-	-	-	-	-	-	-	-	-
151.2092	-23.7893	5158C	5158	1-1.5	4/03/2009	ES0903254		Stage 4	-	-	-	-	-	-	-	-	-	-	-	-	-	-	-	-	-	-	-	-	-	-	-	-	-	-	-	-	-	-	-	-	-	-	-	-
151.2092	-23.7893	5158C	5158	2-3	4/03/2009	ES0903254		Stage 4	-	-	-	-	-	-	-	-	-	-	-	-	-	-	-	-	-	-	-	-	-	-	-	-	-	-	-	-	-	-	-	-	-	-	-	-
151.2092	-23.7893	5158C	5158	3-4	4/03/2009	ES0903254		Stage 4	-	-	-	-	-	-	-	-	-	-	-	-	-	-	-	-	-	-	-	-	-	-	-	-	-	-	-	-	-	-	-	-	-	-	-	-
151.2092	-23.7893	5158C	5158	4-5.5	4/03/2009	ES0903254		Stage 4	-	-	-	-	-	-	-	-	-	-	-	-	-	-	-	-	-	-	-	-	-	-	-	-	-	-	-	-	-	-	-	-	-	-	-	-
151.2106	-23.7958	5099	5099	0 - 0.1	21/02/2009	EB0902973		Stage 1a	-	-	-	-	11.9	-	-	2380	-	-	<10	-	-	1.5	-	<0.02	-	-	-	-	<1	-	<10	<0.02	-	9.2	-	-	-	<0.02	-	-	3.81	-	<2	-	-
151.2106	-23.7958	5099	5099	0 - 0.5	21/02/2009	ES0902552		Stage 1a	-	-	-	-	-	-	-	-	-	-	-	-	-	-	-	-	-	-	-	-	-	-	-	-	-	-	-	-	-	-	-	-	-	-	-	-
151.2106	-23.7958	5099	5099	0 - 0.5	21/02/2009	ES0902598		Stage 1a	-	-	-	-	-	-	-	-	-	-	-	-	-	-	-	-	-	-	-	-	-	-	-	-	-	-	-	-	-	-	-	-	-	-	-	-
151.2106	-23.7958	5099	5099	0.3-0.5	21/02/2009	EB0902973		Stage 1a	-	-	-	-	5.37	-	-	1070	-	-	13	-	-	1.5	-	0.02	-	-	-	-	<1	-	<10	<0.02	-	9.4	-	-	-	<0.02	-	-	1.72	-	<2	-	-
151.2106	-23.7958	5099	5099	0.5-1	21/02/2009	ES0902552		Stage 1a	-	-	-	-	-	-	-	-	-	-	-	-	-	-	-	-	-	-	-	-	-	-	-	-	-	-	-	-	-	-	-	-	-	-	-	-
151.2106	-23.7958	5099	5099	0.8-1	21/02/2009	EB0902973		Stage 1a	-	-	-	-	6.01	-	-	1200	-	-	10	-	-	1.5	-	<0.02	-	-	-	-	<1	-	<10	<0.02	-	9.5	-	-	-	<0.02	-	-	1.92	-	<2	-	-
151.2106	-23.7958	5099	5099	1-1.6	21/02/2009	EB0902973		Stage 1a	-	-	-	-	27.3	-	-	5450	-	-	137	-	-	1.5	-	0.22	-	-	-	-	<1	-	<10	<0.02	-	9.2	-	-	-	<0.02	-	-	8.74	-	<2	-	-
151.2106	-23.7958	5099	5099	1.5-2	21/02/2009	ES0902552		Stage 1a	-	-	-	-	-	-	-	-	-	-	-	-	-	-	-	-	-	-	-	-	-	-	-	-	-	-	-	-	-	-	-	-	-	-	-	-
151.2106	-23.7958	5099	5099	1-1.4	21/02/2009	ES0902552		Stage 1a	-	-	-	-	-	-	-	-	-	-	-	-	-	-	-	-	-	-	-	-	-	-	-	-	-	-	-	-	-	-	-	-	-	-	-	-

									ASS Field Test				ASS																																
									pH (F)	pH Change	pH OX	Reaction Rate	Acid Neutralising Capacity	Acid Reacted Calcium	Acid Reacted Magnesium	acidity - Acid Neutralising Capacity (19A2)	acidity - Acid Reacted Calcium	acidity - Acid Reacted Magnesium	acidity - Chromium Reducible Sulfur (a-22B)	acidity - Excess Acid Neutralising Capacity	acidity - Peroxide Oxidisable Sulfur	ANC Fineness Factor	Calcium in Peroxide	Chromium Reducible Sulfur	Excess Acid Neutralising Capacity	KCl Extractable Calcium	KCl Extractable Magnesium	KCl Extractable Sulfur	Liming Rate	Magnesium in Peroxide	Net Acidity (acidity units)	Net Acidity (sulfur units)	Peroxide Oxidisable Sulfur	pH KCl	sulfidic - Acid Reacted Calcium	sulfidic - Acid Reacted Magnesium	sulfidic - Excess Acid Neutralising Capacity	sulfidic - Titratable Actual Acidity	sulfidic - Titratable Peroxide Acidity	sulfidic - Titratable Sulfidic Acidity	sulfidic-Acid Neutral	Sulfur in Peroxide	Titratable Actual Acidity	Titratable Peroxide Acidity	Titratable Sulfidic Acidity
									pH Unit	pH Units	pH Unit	Units	m H+/t	%	%	mol h+/t	mole H+/t	mole H+/t	m H+/t	mole H+/t	mole H+/t	-	%	% S	%	%	%	%	%	kg CaCO3/t	%	mole H+/t	%S	%	pH Unit	% S	%S	%S	%S	%S	%S	%S	%	mole H+/t	mole H+/t	mole H+/t
EQL									0.1		0.1	1	0.01	0.02	0.02	10	10	10	10	10	10	0.5	0.02	0.02	0.02	0.02	0.02	0.02	1	0.02	10	0.02	0.02	0.1	0.01	0.02	0.02	0.02	0.02	0.02	0.01	0.02	2	2	2
National Assessment Guidelines for Dredging- Maximum																																													
National Assessment Guidelines for Dredging- Screening																																													
QASSIT 1998 (Field Screen)									5-14	1	5-14	2																																	
QASSIT 1998 (Minimum)																															18	0.03													
x coord	**y coord**	**Field ID**	**Core #**	**Depth (m)**	**Date Sample**	**SDG**	**GC Borelog Approved**	**Purpose**																																					
151.2106	-23.7958	5099	5099	2.8-3	21/02/2009	EB0902973		Stage 1a	-	-	-	-	5	-	-	999	-	-	227	-	-	1.5	-	0.36	-	-	-	-	<1	-	<10	<0.02	-	9	-	-	-	<0.02	-	-	1.6	-	<2	-	-
151.2106	-23.7958	5099	5099	2-2.2	21/02/2009	EB0902973		Stage 1a	-	-	-	-	19.6	-	-	3930	-	-	217	-	-	1.5	-	0.35	-	-	-	-	<1	-	<10	<0.02	-	9	-	-	-	<0.02	-	-	6.29	-	<2	-	-
151.2106	-23.7958	5099	5099	2-3	21/02/2009	ES0902552		Stage 1a	-	-	-	-	-	-	-	-	-	-	-	-	-	-	-	-	-	-	-	-	-	-	-	-	-	-	-	-	-	-	-	-	-	-	-	-	-
151.2106	-23.7958	5099	5099	3.3-3.5	21/02/2009	EB0902973		Stage 1a	-	-	-	-	36.7	-	-	7340	-	-	119	-	-	1.5	-	0.19	-	-	-	-	<1	-	<10	<0.02	-	9	-	-	-	-	-	-	11.8	-	<2	-	-
151.2106	-23.7958	5099	5099	3-4	21/02/2009	ES0902552		Stage 1a	-	-	-	-	-	-	-	-	-	-	-	-	-	-	-	-	-	-	-	-	-	-	-	-	-	-	-	-	-	-	-	-	-	-	-	-	-
151.2106	-23.7958	5099	5099	4.3-4.5	21/02/2009	EB0902973		Stage 1a	-	-	-	-	33.7	-	-	6730	-	-	147	-	-	1.5	-	0.24	-	-	-	-	<1	-	<10	<0.02	-	9	-	-	-	<0.02	-	-	10.8	-	<2	-	-
151.2106	-23.7958	5099	5099	4-5.4	21/02/2009	ES0902552		Stage 1a	-	-	-	-	-	-	-	-	-	-	-	-	-	-	-	-	-	-	-	-	-	-	-	-	-	-	-	-	-	-	-	-	-	-	-	-	-
151.2106	-23.7958	5099	5099	5-5.2	21/02/2009	EB0902973		Stage 1a	-	-	-	-	3.84	-	-	768	-	-	18	-	-	1.5	-	0.03	-	-	-	-	<1	-	<10	<0.02	-	9.3	-	-	-	<0.02	-	-	1.23	-	<2	-	-
151.2106	-23.7958	5099	5099	5-5.4	21/02/2009	ES0902598		Stage 1a	-	-	-	-	-	-	-	-	-	-	-	-	-	-	-	-	-	-	-	-	-	-	-	-	-	-	-	-	-	-	-	-	-	-	-	-	-
151.2106	-23.7958	5099_0.1	5099	0.1	21/02/2009	Field Test		Stage 1a	8.54	2.33	6.21	1	-	-	-	-	-	-	-	-	-	-	-	-	-	-	-	-	-	-	-	-	-	-	-	-	-	-	-	-	-	-	-	-	-
151.2106	-23.7958	5099_0.25	5099	0.25	21/02/2009	Field Test		Stage 1a	8.21	2.24	5.97	1	-	-	-	-	-	-	-	-	-	-	-	-	-	-	-	-	-	-	-	-	-	-	-	-	-	-	-	-	-	-	-	-	-
151.2106	-23.7958	5099_0.5	5099	0.5	21/02/2009	Field Test		Stage 1a	8.18	2.01	6.17	1	-	-	-	-	-	-	-	-	-	-	-	-	-	-	-	-	-	-	-	-	-	-	-	-	-	-	-	-	-	-	-	-	-
151.2106	-23.7958	5099_0.75	5099	0.75	21/02/2009	Field Test		Stage 1a	8.65	2.34	6.31	1	-	-	-	-	-	-	-	-	-	-	-	-	-	-	-	-	-	-	-	-	-	-	-	-	-	-	-	-	-	-	-	-	-
151.2106	-23.7958	5099_1	5099	1	21/02/2009	Field Test		Stage 1a	8	1.86	6.14	1	-	-	-	-	-	-	-	-	-	-	-	-	-	-	-	-	-	-	-	-	-	-	-	-	-	-	-	-	-	-	-	-	-
151.2106	-23.7958	5099_1.25	5099	1.25	21/02/2009	Field Test		Stage 1a	8.01	1.72	6.29	1	-	-	-	-	-	-	-	-	-	-	-	-	-	-	-	-	-	-	-	-	-	-	-	-	-	-	-	-	-	-	-	-	-
151.2106	-23.7958	5099_1.5	5099	1.5	21/02/2009	Field Test		Stage 1a	8.5	2.46	6.04	1	-	-	-	-	-	-	-	-	-	-	-	-	-	-	-	-	-	-	-	-	-	-	-	-	-	-	-	-	-	-	-	-	-
151.2106	-23.7958	5099_1.75	5099	1.75	21/02/2009	Field Test		Stage 1a	8.73	2.46	6.27	1	-	-	-	-	-	-	-	-	-	-	-	-	-	-	-	-	-	-	-	-	-	-	-	-	-	-	-	-	-	-	-	-	-
151.2106	-23.7958	5099_2	5099	2	21/02/2009	Field Test		Stage 1a	8.44	2.19	6.25	1	-	-	-	-	-	-	-	-	-	-	-	-	-	-	-	-	-	-	-	-	-	-	-	-	-	-	-	-	-	-	-	-	-
151.2106	-23.7958	5099_2.25	5099	2.25	21/02/2009	Field Test		Stage 1a	8.41	2.28	6.13	1	-	-	-	-	-	-	-	-	-	-	-	-	-	-	-	-	-	-	-	-	-	-	-	-	-	-	-	-	-	-	-	-	-
151.2106	-23.7958	5099_2.5	5099	2.5	21/02/2009	Field Test		Stage 1a	8.53	2.31	6.22	1	-	-	-	-	-	-	-	-	-	-	-	-	-	-	-	-	-	-	-	-	-	-	-	-	-	-	-	-	-	-	-	-	-
151.2106	-23.7958	5099_2.75	5099	2.75	21/02/2009	Field Test		Stage 1a	8.52	2.29	6.23	1	-	-	-	-	-	-	-	-	-	-	-	-	-	-	-	-	-	-	-	-	-	-	-	-	-	-	-	-	-	-	-	-	-
151.2106	-23.7958	5099_3	5099	3	21/02/2009	Field Test		Stage 1a	8.47	2.3	6.17	1	-	-	-	-	-	-	-	-	-	-	-	-	-	-	-	-	-	-	-	-	-	-	-	-	-	-	-	-	-	-	-	-	-
151.2106	-23.7958	5099_3.25	5099	3.25	21/02/2009	Field Test		Stage 1a	8.25	1.95	6.3	1	-	-	-	-	-	-	-	-	-	-	-	-	-	-	-	-	-	-	-	-	-	-	-	-	-	-	-	-	-	-	-	-	-
151.2106	-23.7958	5099_3.5	5099	3.5	21/02/2009	Field Test		Stage 1a	8.43	2.16	6.27	1	-	-	-	-	-	-	-	-	-	-	-	-	-	-	-	-	-	-	-	-	-	-	-	-	-	-	-	-	-	-	-	-	-
151.2106	-23.7958	5099_3.75	5099	3.75	21/02/2009	Field Test		Stage 1a	8.31	2.03	6.28	1	-	-	-	-	-	-	-	-	-	-	-	-	-	-	-	-	-	-	-	-	-	-	-	-	-	-	-	-	-	-	-	-	-
151.2106	-23.7958	5099_4	5099	4	21/02/2009	Field Test		Stage 1a	8.34	2.02	6.32	1	-	-	-	-	-	-	-	-	-	-	-	-	-	-	-	-	-	-	-	-	-	-	-	-	-	-	-	-	-	-	-	-	-
151.2106	-23.7958	5099_4.25	5099	4.25	21/02/2009	Field Test		Stage 1a	8.36	1.92	6.44	1	-	-	-	-	-	-	-	-	-	-	-	-	-	-	-	-	-	-	-	-	-	-	-	-	-	-	-	-	-	-	-	-	-
151.2106	-23.7958	5099_4.5	5099	4.5	21/02/2009	Field Test		Stage 1a	8.19	1.94	6.25	1	-	-	-	-	-	-	-	-	-	-	-	-	-	-	-	-	-	-	-	-	-	-	-	-	-	-	-	-	-	-	-	-	-
151.2106	-23.7958	5099_4.75	5099	4.75	21/02/2009	Field Test		Stage 1a	8.3	1.99	6.31	1	-	-	-	-	-	-	-	-	-	-	-	-	-	-	-	-	-	-	-	-	-	-	-	-	-	-	-	-	-	-	-	-	-
151.2106	-23.7958	5099_5	5099	5	21/02/2009	Field Test		Stage 1a	8.16	1.76	6.4	1	-	-	-	-	-	-	-	-	-	-	-	-	-	-	-	-	-	-	-	-	-	-	-	-	-	-	-	-	-	-	-	-	-
151.2106	-23.7958	5099_5.25	5099	5.25	21/02/2009	Field Test		Stage 1a	8.14	2.01	6.13	1	-	-	-	-	-	-	-	-	-	-	-	-	-	-	-	-	-	-	-	-	-	-	-	-	-	-	-	-	-	-	-	-	-
151.2106	-23.7958	D01_2102	5099		21/02/2009	EB0902973		Stage 1a	-	-	-	-	7.34	-	-	1470	-	-	<10	-	-	1.5	-	<0.02	-	-	-	-	<1	-	<10	<0.02	-	9.3	-	-	-	<0.02	-	-	2.35	-	<2	-	-
151.2106	-23.7958	D02_2102	5099		21/02/2009	EB0902973		Stage 1a	-	-	-	-	20.5	-	-	4100	-	-	193	-	-	1.5	-	0.31	-	-	-	-	<1	-	<10	<0.02	-	9.1	-	-	-	<0.02	-	-	6.57	-	<2	-	-
151.2106	-23.7958	D03_2102	5099	0 - 0.5	21/02/2009	ES0902552		Stage 1a	-	-	-	-	-	-	-	-	-	-	-	-	-	-	-	-	-	-	-	-	-	-	-	-	-	-	-	-	-	-	-	-	-	-	-	-	-
151.2111	-23.7926	5068	5068	0 - 0.1	27/04/2009	EB0907169		Stage 4	-	-	-	-	3.66	-	-	731	-	-	35	-	-	1.5	-	0.06	-	-	-	-	<1	-	<10	<0.02	-	9.1	-	-	-	<0.02	-	-	1.17	-	<2	-	-
151.2111	-23.7926	5068	5068	0 - 0.5	27/04/2009	ES0906104		Stage 4	-	-	-	-	-	-	-	-	-	-	-	-	-	-	-	-	-	-	-	-	-	-	-	-	-	-	-	-	-	-	-	-	-	-	-	-	-
151.2111	-23.7926	5068	5068	0 - 0.5	27/04/2009	ES0906568		Stage 4	-	-	-	-	-	-	-	-	-	-	-	-	-	-	-	-	-	-	-	-	-	-	-	-	-	-	-	-	-	-	-	-	-	-	-	-	-
151.2111	-23.7926	5068	5068	0.3-0.5	27/04/2009	EB0907169		Stage 4	-	-	-	-	0.76	-	-	153	-	-	<10	-	-	1.5	-	<0.02	-	-	-	-	<1	-	<10	<0.02	-	9.4	-	-	-	<0.02	-	-	0.24	-	<2	-	-
151.2111	-23.7926	5068	5068	0.5-1	27/04/2009	ES0906104		Stage 4	-	-	-	-	-	-	-	-	-	-	-	-	-	-	-	-	-	-	-	-	-	-	-	-	-	-	-	-	-	-	-	-	-	-	-	-	-
151.2111	-23.7926	5068	5068	0.8-1	27/04/2009	EB0907169		Stage 4	-	-	-	-	1.24	-	-	248	-	-	<10	-	-	1.5	-	<0.02	-	-	-	-	<1	-	<10	<0.02	-	9.5	-	-	-	<0.02	-	-	0.4	-	<2	-	-
151.2111	-23.7926	5068	5068	1.3-1.5	27/04/2009	EB0907169		Stage 4	-	-	-	-	1.96	-	-	392	-	-	<10	-	-	1.5	-	<0.02	-	-	-	-	<1	-	<10	<0.02	-	9.5	-	-	-	<0.02	-	-	0.63	-	<2	-	-
151.2111	-23.7926	5068	5068	1.5-2	27/04/2009	ES0906104		Stage 4	-	-	-	-	-	-	-	-	-	-	-	-	-	-	-	-	-	-	-	-	-	-	-	-	-	-	-	-	-	-	-	-	-	-	-	-	-
151.2111	-23.7926	5068	5068	1.8-2	27/04/2009	EB0907169		Stage 4	-	-	-	-	1.2	-	-	239	-	-	10	-	-	1.5	-	<0.02	-	-	-	-	<1	-	<10	<0.02	-	9.5	-	-	-	<0.02	-	-	0.38	-	<2	-	-
151.2111	-23.7926	5068	5068	1-1.5	27/04/2009	ES0906104		Stage 4	-	-	-	-	-	-	-	-	-	-	-	-	-	-	-	-	-	-	-	-	-	-	-	-	-	-	-	-	-	-	-	-	-	-	-	-	-
151.2111	-23.7926	5068	5068	2.3-2.5	27/04/2009	EB0907169		Stage 4	-	-	-	-	1.05	-	-	210	-	-	10	-	-	1.5	-	<0.02	-	-	-	-	<1	-	<10	<0.02	-	9.5	-	-	-	<0.02	-	-	0.34	-	<2	-	-
151.2111	-23.7926	5068	5068	2.5-3.5	27/04/2009	ES0906104		Stage 4	-	-	-	-	-	-	-	-	-	-	-	-	-	-	-	-	-	-	-	-	-	-	-	-	-	-	-	-	-	-	-	-	-	-	-	-	-
151.2111	-23.7926	5068	5068	2.8-3	27/04/2009	EB0907169		Stage 4	-	-	-	-	1.24	-	-	248	-	-	<10	-	-	1.5	-	<0.02	-	-	-	-	<1	-	<10	<0.02	-	9.6	-	-	-	<0.02	-	-	0.4	-	<2	-	-
151.2111	-23.7926	5068	5068	2-2.5	27/04/2009	ES0906104		Stage 4	-	-	-	-	-	-	-	-	-	-	-	-	-	-	-	-	-	-	-	-	-	-	-	-	-	-	-	-	-	-	-	-	-	-	-	-	-
151.2111	-23.7926	5068	5068	2-2.5	27/04/2009	ES0906568		Stage 4	-	-	-	-	-	-	-	-	-	-	-	-	-	-	-	-	-	-	-	-	-	-	-	-	-	-	-	-	-	-	-	-	-	-	-	-	-
151.2111	-23.7926	5068	5068	3.3-3.5	27/04/2009	EB0907169		Stage 4	-	-	-	-	0.76	-	-	153	-	-	<10	-	-	1.5	-	<0.02	-	-	-	-	<1	-	<10	<0.02	-	9.5	-	-	-	<0.02	-	-	0.24	-	<2	-	-
151.2111	-23.7926	5068_0.1	5068	0.1	27/04/2009	Field Test		Stage 4	8.63	2.37	6.26	-	-	-	-	-	-	-	-	-	-	-	-	-	-	-	-	-	-	-	-	-	-	-	-	-	-	-	-	-	-	-	-	-	-
151.2111	-23.7926	5068_0.25	5068	0.25	27/04/2009	Field Test		Stage 4	8.41	2.29	6.12	-	-	-	-	-	-	-	-	-	-	-	-	-	-	-	-	-	-	-	-	-	-	-	-	-	-	-	-	-	-	-	-	-	-
151.2111	-23.7926	5068_0.5	5068	0.5	27/04/2009	Field Test		Stage 4	8.12	1.92	6.2	-	-	-	-	-	-	-	-	-	-	-	-	-	-	-	-	-	-	-	-	-	-	-	-	-	-	-	-	-	-	-	-	-	-
151.2111	-23.7926	5068_0.75	5068	0.75	27/04/2009	Field Test		Stage 4	8.25	2.06	6.19	-	-	-	-	-	-	-	-	-	-	-	-	-	-	-	-	-	-	-	-	-	-	-	-	-	-	-	-	-	-	-	-	-	-
151.2111	-23.7926	5068_1	5068	1	27/04/2009	Field Test		Stage 4	7.52	1.3	6.22	-	-	-	-	-	-	-	-	-	-	-	-	-	-	-	-	-	-	-	-	-	-	-	-	-	-	-	-	-	-	-	-	-	-
151.2111	-23.7926	5068_1.25	5068	1.25	27/04/2009	Field Test		Stage 4	8.11	2.28	5.83	-	-	-	-	-	-	-	-	-	-	-	-	-	-	-	-	-	-	-	-	-	-	-	-	-	-	-	-	-	-	-	-	-	-
151.2111	-23.7926	5068_1.5	5068	1.5	27/04/2009	Field Test		Stage 4	8.4	2.13	6.27	-	-	-	-	-	-	-	-	-	-	-	-	-	-	-	-	-	-	-	-	-	-	-	-	-	-	-	-	-	-	-	-	-	-
151.2111	-23.7926	5068_1.75	5068	1.75	27/04/2009	Field Test		Stage 4	8.2	2.05	6.15	-	-	-	-	-	-	-	-	-	-	-	-	-	-	-	-	-	-	-	-	-	-	-	-	-	-	-	-	-	-	-	-	-	-
151.2111	-23.7926	5068_2	5068	2	27/04/2009	Field Test		Stage 4	7.77	1.53	6.24	-	-	-	-	-	-	-	-	-	-	-	-	-	-	-	-	-	-	-	-	-	-	-	-	-	-	-	-	-	-	-	-	-	-
151.2111	-23.7926	5068_2.25	5068	2.25	27/04/2009	Field Test		Stage 4	8.32	2.2	6.12	-	-	-	-	-	-	-	-	-	-	-	-	-	-	-	-	-	-	-	-	-	-	-	-	-	-	-	-	-	-	-	-	-	-
151.2111	-23.7926	5068_2.5	5068	2.5	27/04/2009	Field Test		Stage 4	7.65	1.48	6.17	-	-	-	-	-	-	-	-	-	-	-	-	-	-	-	-	-	-	-	-	-	-	-	-	-	-	-	-	-	-	-	-	-	-
151.2111	-23.7926	5068_2.75	5068	2.75	27/04/2009	Field Test		Stage 4	8.28	2.23	6.05	-	-	-	-	-	-	-	-	-	-	-	-	-	-	-	-	-	-	-	-	-	-	-	-	-	-	-	-	-	-	-	-	-	-
151.2111	-23.7926	5068_3	5068	3	27/04/2009	Field Test		Stage 4	7.94	3.74	4.2	-	-	-	-	-	-	-	-	-	-	-	-	-	-	-	-	-	-	-	-	-	-	-	-	-	-	-	-	-	-	-	-	-	-
151.2111	-23.7926	5068_3.25	5068	3.25	27/04/2009	Field Test		Stage 4	8.41	2.3	6.11	-	-	-	-	-	-	-	-	-	-	-	-	-	-	-	-	-	-	-	-	-	-	-	-	-	-	-	-	-	-	-	-	-	-
151.2111	-23.7926	5068_3.5	5068	3.5	27/04/2009	Field Test		Stage 4	8.35	6.46	1.89	-	-	-	-	-	-	-	-	-	-	-	-	-	-	-	-	-	-	-	-	-	-	-	-	-	-	-	-	-	-	-	-	-	-
151.2111	-23.7926	D02_2704	5068	1-1.5	27/04/2009	ES0906104		Stage 4	-	-	-	-	-	-	-	-	-	-	-	-	-	-	-	-	-	-	-	-	-	-	-	-	-	-	-	-	-	-	-	-	-	-	-	-	-
151.2111	-23.7926	D03_2704	5068	0.5-1	27/04/2009	ES0906104		Stage 4	-	-	-	-	-	-	-	-	-	-	-	-	-	-	-	-	-	-	-	-	-	-	-	-	-	-	-	-	-	-	-	-	-	-	-	-	-
151.2111	-23.7926	LV5068 (0	5068	0.5-1	27/04/2009	A091364-A		Stage 4	-	-	-	-	-	-	-	-	-	-	-	-	-	-	-	-	-	-	-	-	-	-	-	-	-	-	-	-	-	-	-	-	-	-	-	-	-
151.2114	-23.7992	5054	5054	0 - 0.1	23/03/2009	EB0904884		Stage 1b	-	-	-	-	12.5	-	-	2500	-	-	134	-	-	1.5	-	0.22	-	-	-	-	<1	-	<10	<0.02	-	9.2	-	-	-	<0.02	-	-	4	-	<2	-	-
151.2114	-23.7992	5054	5054	0 - 0.5	22/03/2009	ES0904973		Stage 1b	-	-	-	-	-	-	-	-	-	-	-	-	-	-	-	-	-	-	-	-	-	-	-	-	-	-	-	-	-	-	-	-	-	-	-	-	-
151.2114	-23.7992	5054	5054	0 - 0.5	23/03/2009	ES0904349		Stage 1b	-	-	-	-	-	-	-	-	-	-	-	-	-	-	-	-	-	-	-	-	-	-	-	-	-	-	-	-	-	-	-	-	-	-	-	-	-
151.2114	-23.7992	5054	5054	0.3-0.5	23/03/2009	EB0904884		Stage 1b	-	-	-	-	0.57	-	-	115	-	-	<10	-	-	1.5	-	<0.02	-	-	-	-	<1	-	<10	<0.02	-	8.3	-	-	-	<0.02	-	-	0.18	-	<2	-	-
151.2114	-23.7992	5054	5054	0.5-1	23/03/2009	ES0904349		Stage 1b	-	-	-	-	-	-	-	-	-	-	-	-	-	-	-	-	-	-	-	-	-	-	-	-	-	-	-	-	-	-	-	-	-	-	-	-	-
151.2114	-23.7992	5054	5054	0.8-1	23/03/2009	EB0904884		Stage 1b	-	-	-	-	0.5	-	-	100	-	-	<10	-	-	1.5	-	<0.02	-	-	-	-	<1	-	<10	<0.02	-	7.5	-	-	-	<0.02	-	-	0.16	-	<2	-	-
151.2114	-23.7992	5054	5054	1.3-1.5	23/03/2009	EB0904884		Stage 1b	-	-	-	-	0.93	-	-	187	-	-	<10	-	-	1.5	-	<0.02	-	-	-	-	<1	-	<10	<0.02	-	9	-	-	-	<0.02	-	-	0.3	-	<2	-	-
151.2114	-23.7992	5054	5054	1-1.6	23/03/2009	ES0904349		Stage 1b	-	-	-	-	-	-	-	-	-	-	-	-	-	-	-	-	-	-	-	-	-	-	-	-	-	-	-	-	-	-	-	-	-	-	-	-	-
151.2114	-23.7992	5054_0.1	5054	0.1	23/03/2009	Field Test		Stage 1b	9.16	2.78	6.38	1	-	-	-	-	-	-	-	-	-	-	-	-	-	-	-	-	-	-	-	-	-	-	-	-	-	-	-	-	-	-	-	-	-
151.2114	-23.7992	5054_0.25	5054	0.25	23/03/2009	Field Test		Stage 1b	9.42	2.97	6.45	1	-	-	-	-	-	-	-	-	-	-	-	-	-	-	-	-	-	-	-	-	-	-	-	-	-	-	-	-	-	-	-	-	-
151.2114	-23.7992	5054_0.5	5054	0.5	23/03/2009	Field Test		Stage 1b	6.98	0.98	6	-	-	-	-	-	-	-	-	-	-	-	-	-	-	-	-	-	-	-	-	-	-	-	-	-	-	-	-	-	-	-	-	-	-
151.2114	-23.7992	5054_0.75	5054	0.75	23/03/2009	Field Test		Stage 1b	7.01	1.55	5.46	-	-	-	-	-	-	-	-	-	-	-	-	-	-	-	-	-	-	-	-	-	-	-	-	-	-	-	-	-	-	-	-	-	-
151.2114	-23.7992	5054_1	5054	1	23/03/2009	Field Test		Stage 1b	7.28	1.74	5.54	-	-	-	-	-	-	-	-	-	-	-	-	-	-	-	-	-	-	-	-	-	-	-	-	-	-	-	-	-	-	-	-	-	-
151.2114	-23.7992	5054_1.25	5054	1.25	23/03/2009	Field Test		Stage 1b	7.15	1.2	5.95	-	-	-	-	-	-	-	-	-	-	-	-	-	-	-	-	-	-	-	-	-	-	-	-	-	-	-	-	-	-	-	-	-	-
151.2114	-23.7992	5054_1.4	5054	1.4	23/03/2009	Field Test		Stage 1b	8.37	2.81	5.56	-	-	-	-	-	-	-	-	-	-	-	-	-	-	-	-	-	-	-	-	-	-	-	-	-	-	-	-	-	-	-	-	-	-
151.2114	-23.7992	D01_2303	5054	0 - 0.5	23/03/2009	ES0904349		Stage 1b	-	-	-	-	-	-	-	-	-	-	-	-	-	-	-	-	-	-	-	-	-	-	-	-	-	-	-	-	-	-	-	-	-	-	-	-	-
151.2114	-23.7992	D02_2303	5054	0.3-0.5	23/03/2009	EB0904884		Stage 1b	-	-	-	-	0.53	-	-	105	-	-	<10	-	-	1.5	-	<0.02	-	-	-	-	<1	-	<10	<0.02	-	8.6	-	-	-	<0.02	-	-	0.17	-	<2	-	-
151.212	-23.7985	5024	5024	0 - 0.1	19/04/2009	EB0906555		Stage 1b	-	-	-	-	8.85	-	-	1770	-	-	<10	-	-	1.5	-	<0.02	-	-	-	-	<1	-	<10	<0.02	-	9	-	-	-	<0.02	-	-	2.83	-	<2	-	-
151.212	-23.7985	5024	5024	0 - 0.5	19/04/2009	ES0905734		Stage 1b	-	-	-	-	-	-	-	-	-	-	-	-	-	-	-	-	-	-	-	-	-	-	-	-	-	-	-	-	-	-	-	-	-	-	-	-	-
151.212	-23.7985	5024	5024	0 - 0.5	19/04/2009	ES0905739		Stage 1b	-	-	-	-	-	-	-	-	-	-	-	-	-	-	-	-	-	-	-	-	-	-	-	-	-	-	-	-	-	-	-	-	-	-	-	-	-
151.212	-23.7985	5024	5024	0.3-0.5	19/04/2009	EB0906555		Stage 1b	-	-	-	-	10.3	-	-	2060	-	-	30	-	-	1.5	-	0.05	-	-	-	-	<1	-	<10	<0.02	-	9.3	-	-	-	<0.02	-	-	3.3	-	<2	-	-
151.212	-23.7985	5024	5024	0.5-1	19/04/2009	ES0905734		Stage 1b	-	-	-	-	-	-	-	-	-	-	-	-	-	-	-	-	-	-	-	-	-	-	-	-	-	-	-	-	-	-	-	-	-	-	-	-	-
151.212	-23.7985	5024	5024	0.8-1	19/04/2009	EB0906555		Stage 1b	-	-	-	-	14.3	-	-	2860	-	-	166	-	-	1.5	-	0.27	-	-	-	-	<1	-	<10	<0.02	-	9	-	-	-	<0.02	-	-	4.59	-	<2	-	-
151.212	-23.7985	5024	5024	1.3-1.5	19/04/2009	EB0906555		Stage 1b	-	-	-	-	9.55	-	-	1910	-	-	209	-	-	1.5	-	0.34	-	-	-	-	<1	-	<10	<0.02	-	9	-	-	-	<0.02	-	-	3.06	-	<2	-	-
151.212	-23.7985	5024	5024	1.5-2	19/04/2009	ES0905734		Stage 1b	-	-	-	-	-	-	-	-	-	-	-	-	-	-	-	-	-	-	-	-	-	-	-	-	-	-	-	-	-	-	-	-	-	-	-	-	-
151.212	-23.7985	5024	5024	1.8-2	19/04/2009	EB0906555		Stage 1b	-	-	-	-	22	-	-	4400	-	-	68	-	-	1.5	-	0.11	-	-	-	-	<1	-	<10	<0.02	-	9.3	-	-	-	<0.02	-	-	7.06	-	<2	-	-
151.212	-23.7985	5024	5024	1-1.5	19/04/2009	ES0905734		Stage 1b	-	-	-	-	-	-	-	-	-	-	-	-	-	-	-	-	-	-	-	-	-	-	-	-	-	-	-	-	-	-	-	-	-	-	-	-	-
151.212	-23.7985	5024	5024	2.3-2.5	19/04/2009	EB0906555		Stage 1b	-	-	-	-	8.39	-	-	1680	-	-	144	-	-	1.5	-	0.23	-	-	-	-	<1	-	<10	<0.02	-	9.1	-	-	-	<0.02	-	-	2.69	-	<2	-	-
151.212	-23.7985	5024	5024	2.8-3	19/04/2009	EB0906555		Stage 1b	-	-	-	-	8.27	-	-	1650	-	-	164	-	-	1.5	-	0.26	-	-	-	-	<1	-	<10	<0.02	-	8.9	-	-	-	<0.02	-	-	2.65	-	<2	-	-
151.212	-23.7985	5024	5024	2-3	19/04/2009	ES0905734		Stage 1b	-	-	-	-	-	-	-	-	-	-	-	-	-	-	-	-	-	-	-	-	-	-	-	-	-	-	-	-	-	-	-	-	-	-	-	-	-

	ASS Field Test				ASS																																	
	pH (F)	pH Change	pH OX	Reaction Rate	Acid Neutralising Capacity	Acid Reacted Calcium	Acid Reacted Magnesium	acidity - Acid Neutralising Capacity (19A2)	acidity - Acid Reacted Calcium	acidity - Acid Reacted Magnesium	acidity - Chromium Reducible Sulfur (a-22B)	acidity - Excess Acid Neutralising Capacity	acidity - Peroxide Oxidisable Sulfur	ANC Fineness Factor	Calcium in Peroxide	Chromium Reducible Sulfur	Excess Acid Neutralising Capacity	KCl Extractable Calcium	KCl Extractable Magnesium	KCl Extractable Sulfur	Liming Rate	Magnesium in Peroxide	Net Acidity (acidity units)	Net Acidity (sulfur units)	Peroxide Oxidisable Sulfur	pH KCl	sulfidic - Acid Reacted Calcium	sulfidic - Acid Reacted Magnesium	sulfidic - Excess Acid Neutralising Capacity	sulfidic - Titratable Actual Acidity	sulfidic - Titratable Peroxide Acidity	sulfidic - Titratable Sulfidic Acidity	sulfidic-Acid Neutral	Sulfur in Peroxide	Titratable Actual Acidity	Titratable Peroxide Acidity	Titratable Sulfidic Acidity
	pH Unit	pH Units	pH Unit	Units	m H+/t	%	%	mol h+/t	mole H+/t	mole H+/t	m H+/t	mole H+/t	mole H+/t	-	%	% S	%	%	%	%	kg CaCO3/t	%	mole H+/t	%S	%	pH Unit	% S	%S	%S	%S	%S	%S	%S	%	mole H+/t	mole H+/t	mole H+/t
EQL	0.1		0.1	1	0.01	0.02	0.02	10	10	10	10	10	10	0.5	0.02	0.02	0.02	0.02	0.02	0.02	1	0.02	10	0.02	0.02	0.1	0.01	0.02	0.02	0.02	0.02	0.02	0.01	0.02	2	2	2
National Assessment Guidelines for Dredging- Maximum																																						
National Assessment Guidelines for Dredging- Screening																																						
QASSIT 1998 (Field Screen)	5-14	1	5-14	2																																		
QASSIT 1998 (Minimum)																							18	0.03														

x coord	y coord	Field ID	Core #	Depth (m)	Date Sample	SDG	GC Borelog Approved	Purpose																																			
151.212	-23.7985	5024	5024	3.3-3.5	19/04/2009	EB0906555		Stage 1b	-	-	-	-	0.99	-	-	198	-	-	<10	-	-	1.5	-	<0.02	-	-	-	-	<1	-	<10	<0.02	-	7.6	-	-	-	<0.02	-	-	0.32	-	<2	-	-
151.212	-23.7985	5024	5024	3.5-4.1	19/04/2009	ES0905734		Stage 1b	-	-	-	-	-	-	-	-	-	-	-	-	-	-	-	-	-	-	-	-	-	-	-	-	-	-	-	-	-	-	-	-
151.212	-23.7985	5024	5024	3.8-4	19/04/2009	EB0906555		Stage 1b	-	-	-	-	0.47	-	-	94	-	-	<10	-	-	1.5	-	<0.02	-	-	-	-	<1	-	<10	<0.02	-	7.4	-	-	-	<0.02	-	-	0.15	-	<2	-	-
151.212	-23.7985	5024	5024	3-3.5	19/04/2009	ES0905734		Stage 1b	-	-	-	-	-	-	-	-	-	-	-	-	-	-	-	-	-	-	-	-	-	-	-	-	-	-	-	-	-	-	-	-
151.212	-23.7985	5024_0.1	5024	0.1	19/04/2009	Field Test		Stage 1b	8.54	0.01	8.53	4	-	-	-	-	-	-	-	-	-	-	-	-	-	-	-	-	-	-	-	-	-	-	-	-	-	-	-	-
151.212	-23.7985	5024_0.25	5024	0.25	19/04/2009	Field Test		Stage 1b	8.41	-0.22	8.63	3	-	-	-	-	-	-	-	-	-	-	-	-	-	-	-	-	-	-	-	-	-	-	-	-	-	-	-	-
151.212	-23.7985	5024_0.5	5024	0.5	19/04/2009	Field Test		Stage 1b	8.48	2.22	6.26	3	-	-	-	-	-	-	-	-	-	-	-	-	-	-	-	-	-	-	-	-	-	-	-	-	-	-	-	-
151.212	-23.7985	5024_0.75	5024	0.75	19/04/2009	Field Test		Stage 1b	8.3	2.11	6.19	3	-	-	-	-	-	-	-	-	-	-	-	-	-	-	-	-	-	-	-	-	-	-	-	-	-	-	-	-
151.212	-23.7985	5024_1	5024	1	19/04/2009	Field Test		Stage 1b	8.55	2.43	6.12	2	-	-	-	-	-	-	-	-	-	-	-	-	-	-	-	-	-	-	-	-	-	-	-	-	-	-	-	-
151.212	-23.7985	5024_1.25	5024	1.25	19/04/2009	Field Test		Stage 1b	8.26	2.5	5.76	3	-	-	-	-	-	-	-	-	-	-	-	-	-	-	-	-	-	-	-	-	-	-	-	-	-	-	-	-
151.212	-23.7985	5024_1.5	5024	1.5	19/04/2009	Field Test		Stage 1b	8.19	1.78	6.41	-	-	-	-	-	-	-	-	-	-	-	-	-	-	-	-	-	-	-	-	-	-	-	-	-	-	-	-	-
151.212	-23.7985	5024_1.75	5024	1.75	19/04/2009	Field Test		Stage 1b	8.28	1.75	6.53	-	-	-	-	-	-	-	-	-	-	-	-	-	-	-	-	-	-	-	-	-	-	-	-	-	-	-	-	-
151.212	-23.7985	5024_2	5024	2	19/04/2009	Field Test		Stage 1b	7.88	1.26	6.62	3	-	-	-	-	-	-	-	-	-	-	-	-	-	-	-	-	-	-	-	-	-	-	-	-	-	-	-	-
151.212	-23.7985	5024_2.25	5024	2.25	19/04/2009	Field Test		Stage 1b	7.65	4.15	3.5	3	-	-	-	-	-	-	-	-	-	-	-	-	-	-	-	-	-	-	-	-	-	-	-	-	-	-	-	-
151.212	-23.7985	5024_2.5	5024	2.5	19/04/2009	Field Test		Stage 1b	7.7	5.64	2.06	1	-	-	-	-	-	-	-	-	-	-	-	-	-	-	-	-	-	-	-	-	-	-	-	-	-	-	-	-
151.212	-23.7985	5024_2.75	5024	2.75	19/04/2009	Field Test		Stage 1b	8	4.75	3.25	1	-	-	-	-	-	-	-	-	-	-	-	-	-	-	-	-	-	-	-	-	-	-	-	-	-	-	-	-
151.212	-23.7985	5024_3	5024	3	19/04/2009	Field Test		Stage 1b	9.22	2.47	6.75	1	-	-	-	-	-	-	-	-	-	-	-	-	-	-	-	-	-	-	-	-	-	-	-	-	-	-	-	-
151.212	-23.7985	5024_3.25	5024	3.25	19/04/2009	Field Test		Stage 1b	8.05	1.69	6.36	-	-	-	-	-	-	-	-	-	-	-	-	-	-	-	-	-	-	-	-	-	-	-	-	-	-	-	-	-
151.212	-23.7985	5024_3.5	5024	3.5	19/04/2009	Field Test		Stage 1b	7.48	1.67	5.81	-	-	-	-	-	-	-	-	-	-	-	-	-	-	-	-	-	-	-	-	-	-	-	-	-	-	-	-	-
151.212	-23.7985	5024_3.75	5024	3.75	19/04/2009	Field Test		Stage 1b	7.54	1.57	5.97	-	-	-	-	-	-	-	-	-	-	-	-	-	-	-	-	-	-	-	-	-	-	-	-	-	-	-	-	-
151.212	-23.7985	5024_4	5024	4	19/04/2009	Field Test		Stage 1b	6.93	1.62	5.31	-	-	-	-	-	-	-	-	-	-	-	-	-	-	-	-	-	-	-	-	-	-	-	-	-	-	-	-	-
151.2126	-23.7977	5002	5002	0 - 0.1	21/02/2009	EB0902973		Stage 1a	-	-	-	-	4.58	-	-	915	-	-	<10	-	-	1.5	-	<0.02	-	-	-	-	<1	-	<10	<0.02	-	9.2	-	-	-	<0.02	-	-	1.47	-	<2	-	-
151.2126	-23.7977	5002	5002	0 - 0.5	21/02/2009	ES0902552		Stage 1a	-	-	-	-	-	-	-	-	-	-	-	-	-	-	-	-	-	-	-	-	-	-	-	-	-	-	-	-	-	-	-	-
151.2126	-23.7977	5002	5002	0 - 0.5	21/02/2009	ES0902598		Stage 1a	-	-	-	-	-	-	-	-	-	-	-	-	-	-	-	-	-	-	-	-	-	-	-	-	-	-	-	-	-	-	-	-
151.2126	-23.7977	5002	5002	0.3-0.5	21/02/2009	EB0902973		Stage 1a	-	-	-	-	4.19	-	-	836	-	-	<10	-	-	1.5	-	<0.02	-	-	-	-	<1	-	<10	<0.02	-	9.3	-	-	-	<0.02	-	-	1.34	-	<2	-	-
151.2126	-23.7977	5002	5002	0.5-1.1	21/02/2009	ES0902552		Stage 1a	-	-	-	-	-	-	-	-	-	-	-	-	-	-	-	-	-	-	-	-	-	-	-	-	-	-	-	-	-	-	-	-
151.2126	-23.7977	5002	5002	0.8-1	21/02/2009	EB0902973		Stage 1a	-	-	-	-	6.16	-	-	1230	-	-	<10	-	-	1.5	-	<0.02	-	-	-	-	<1	-	<10	<0.02	-	9.4	-	-	-	<0.02	-	-	1.97	-	<2	-	-
151.2126	-23.7977	5002	5002	1.1-1.7	21/02/2009	ES0902552		Stage 1a	-	-	-	-	-	-	-	-	-	-	-	-	-	-	-	-	-	-	-	-	-	-	-	-	-	-	-	-	-	-	-	-
151.2126	-23.7977	5002	5002	1.3-1.5	21/02/2009	EB0902973		Stage 1a	-	-	-	-	4.98	-	-	994	-	-	<10	-	-	1.5	-	<0.02	-	-	-	-	<1	-	<10	<0.02	-	8.7	-	-	-	<0.02	-	-	1.59	-	<2	-	-
151.2126	-23.7977	5002	5002	1.7-2	21/02/2009	ES0902552		Stage 1a	-	-	-	-	-	-	-	-	-	-	-	-	-	-	-	-	-	-	-	-	-	-	-	-	-	-	-	-	-	-	-	-
151.2126	-23.7977	5002	5002	1.8-2	21/02/2009	EB0902973		Stage 1a	-	-	-	-	10.8	-	-	2160	-	-	<10	-	-	1.5	-	<0.02	-	-	-	-	<1	-	<10	<0.02	-	9.4	-	-	-	<0.02	-	-	3.46	-	<2	-	-
151.2126	-23.7977	5002	5002	2.3-2.5	21/02/2009	EB0902973		Stage 1a	-	-	-	-	4.04	-	-	807	-	-	<10	-	-	1.5	-	<0.02	-	-	-	-	<1	-	<10	<0.02	-	9.2	-	-	-	<0.02	-	-	1.29	-	<2	-	-
151.2126	-23.7977	5002	5002	2.8-3	21/02/2009	EB0902973		Stage 1a	-	-	-	-	3.74	-	-	748	-	-	<10	-	-	1.5	-	<0.02	-	-	-	-	<1	-	<10	<0.02	-	9	-	-	-	<0.02	-	-	1.2	-	<2	-	-
151.2126	-23.7977	5002	5002	2-3	21/02/2009	ES0902552		Stage 1a	-	-	-	-	-	-	-	-	-	-	-	-	-	-	-	-	-	-	-	-	-	-	-	-	-	-	-	-	-	-	-	-
151.2126	-23.7977	5002	5002	3.3-3.5	21/02/2009	EB0902973		Stage 1a	-	-	-	-	7.83	-	-	1560	-	-	<10	-	-	1.5	-	<0.02	-	-	-	-	<1	-	<10	<0.02	-	9.4	-	-	-	<0.02	-	-	2.51	-	<2	-	-
151.2126	-23.7977	5002	5002	3.6-4.4	21/02/2009	ES0902552		Stage 1a	-	-	-	-	-	-	-	-	-	-	-	-	-	-	-	-	-	-	-	-	-	-	-	-	-	-	-	-	-	-	-	-
151.2126	-23.7977	5002	5002	3.8-4	21/02/2009	EB0902973		Stage 1a	-	-	-	-	6.11	-	-	1220	-	-	<10	-	-	1.5	-	<0.02	-	-	-	-	<1	-	<10	<0.02	-	8.9	-	-	-	<0.02	-	-	1.96	-	<2	-	-
151.2126	-23.7977	5002	5002	3-3.5	21/02/2009	ES0902598		Stage 1a	-	-	-	-	-	-	-	-	-	-	-	-	-	-	-	-	-	-	-	-	-	-	-	-	-	-	-	-	-	-	-	-
151.2126	-23.7977	5002	5002	3-3.6	21/02/2009	ES0902552		Stage 1a	-	-	-	-	-	-	-	-	-	-	-	-	-	-	-	-	-	-	-	-	-	-	-	-	-	-	-	-	-	-	-	-
151.2126	-23.7977	5002	5002	4.3-4.5	21/02/2009	EB0902973		Stage 1a	-	-	-	-	4.33	-	-	866	-	-	<10	-	-	1.5	-	<0.02	-	-	-	-	<1	-	<10	<0.02	-	9.1	-	-	-	<0.02	-	-	1.39	-	<2	-	-
151.2126	-23.7977	5002	5002	4.4-5.2	21/02/2009	ES0902552		Stage 1a	-	-	-	-	-	-	-	-	-	-	-	-	-	-	-	-	-	-	-	-	-	-	-	-	-	-	-	-	-	-	-	-
151.2126	-23.7977	5002	5002	4.5-5	21/02/2009	ES0902598		Stage 1a	-	-	-	-	-	-	-	-	-	-	-	-	-	-	-	-	-	-	-	-	-	-	-	-	-	-	-	-	-	-	-	-
151.2126	-23.7977	5002	5002	4.8-5	21/02/2009	EB0902973		Stage 1a	-	-	-	-	4.19	-	-	836	-	-	<10	-	-	1.5	-	<0.02	-	-	-	-	<1	-	<10	<0.02	-	9.3	-	-	-	<0.02	-	-	1.34	-	<2	-	-
151.2126	-23.7977	5002	5002	5.1-5.2	21/02/2009	EB0902973		Stage 1a	-	-	-	-	6.4	-	-	1280	-	-	<10	-	-	1.5	-	<0.02	-	-	-	-	<1	-	<10	<0.02	-	9.5	-	-	-	<0.02	-	-	2.05	-	<2	-	-
151.2126	-23.7977	5002_0.1	5002	0.1	21/02/2009	Field Test		Stage 1a	8.4	-0.42	8.82	4	-	-	-	-	-	-	-	-	-	-	-	-	-	-	-	-	-	-	-	-	-	-	-	-	-	-	-	-
151.2126	-23.7977	5002_0.25	5002	0.25	21/02/2009	Field Test		Stage 1a	8.4	2.24	6.16	-	-	-	-	-	-	-	-	-	-	-	-	-	-	-	-	-	-	-	-	-	-	-	-	-	-	-	-	-
151.2126	-23.7977	5002_0.5	5002	0.5	21/02/2009	Field Test		Stage 1a	8.2	1.79	6.41	-	-	-	-	-	-	-	-	-	-	-	-	-	-	-	-	-	-	-	-	-	-	-	-	-	-	-	-	-
151.2126	-23.7977	5002_0.75	5002	0.75	21/02/2009	Field Test		Stage 1a	8.3	2.27	6.03	-	-	-	-	-	-	-	-	-	-	-	-	-	-	-	-	-	-	-	-	-	-	-	-	-	-	-	-	-
151.2126	-23.7977	5002_1	5002	1	21/02/2009	Field Test		Stage 1a	8.38	-0.82	9.2	2	-	-	-	-	-	-	-	-	-	-	-	-	-	-	-	-	-	-	-	-	-	-	-	-	-	-	-	-
151.2126	-23.7977	5002_1.25	5002	1.25	21/02/2009	Field Test		Stage 1a	8.51	-0.39	8.9	-	-	-	-	-	-	-	-	-	-	-	-	-	-	-	-	-	-	-	-	-	-	-	-	-	-	-	-	-
151.2126	-23.7977	5002_1.5	5002	1.5	21/02/2009	Field Test		Stage 1a	8.86	2.7	6.16	-	-	-	-	-	-	-	-	-	-	-	-	-	-	-	-	-	-	-	-	-	-	-	-	-	-	-	-	-
151.2126	-23.7977	5002_1.75	5002	1.75	21/02/2009	Field Test		Stage 1a	8.21	1.64	6.57	-	-	-	-	-	-	-	-	-	-	-	-	-	-	-	-	-	-	-	-	-	-	-	-	-	-	-	-	-
151.2126	-23.7977	5002_2	5002	2	21/02/2009	Field Test		Stage 1a	8.49	2.14	6.35	-	-	-	-	-	-	-	-	-	-	-	-	-	-	-	-	-	-	-	-	-	-	-	-	-	-	-	-	-
151.2126	-23.7977	5002_2.25	5002	2.25	21/02/2009	Field Test		Stage 1a	8.45	2.06	6.39	-	-	-	-	-	-	-	-	-	-	-	-	-	-	-	-	-	-	-	-	-	-	-	-	-	-	-	-	-
151.2126	-23.7977	5002_2.5	5002	2.5	21/02/2009	Field Test		Stage 1a	8.2	2.06	6.14	-	-	-	-	-	-	-	-	-	-	-	-	-	-	-	-	-	-	-	-	-	-	-	-	-	-	-	-	-
151.2126	-23.7977	5002_2.75	5002	2.75	21/02/2009	Field Test		Stage 1a	8.27	1.72	6.55	-	-	-	-	-	-	-	-	-	-	-	-	-	-	-	-	-	-	-	-	-	-	-	-	-	-	-	-	-
151.2126	-23.7977	5002_3	5002	3	21/02/2009	Field Test		Stage 1a	8.45	2.23	6.22	-	-	-	-	-	-	-	-	-	-	-	-	-	-	-	-	-	-	-	-	-	-	-	-	-	-	-	-	-
151.2126	-23.7977	5002_3.25	5002	3.25	21/02/2009	Field Test		Stage 1a	8.22	2.13	6.09	-	-	-	-	-	-	-	-	-	-	-	-	-	-	-	-	-	-	-	-	-	-	-	-	-	-	-	-	-
151.2126	-23.7977	5002_3.5	5002	3.5	21/02/2009	Field Test		Stage 1a	8.24	1.59	6.65	-	-	-	-	-	-	-	-	-	-	-	-	-	-	-	-	-	-	-	-	-	-	-	-	-	-	-	-	-
151.2126	-23.7977	5002_3.75	5002	3.75	21/02/2009	Field Test		Stage 1a	8.12	-0.43	8.55	3	-	-	-	-	-	-	-	-	-	-	-	-	-	-	-	-	-	-	-	-	-	-	-	-	-	-	-	-
151.2126	-23.7977	5002_4	5002	4	21/02/2009	Field Test		Stage 1a	7.88	1	6.88	-	-	-	-	-	-	-	-	-	-	-	-	-	-	-	-	-	-	-	-	-	-	-	-	-	-	-	-	-
151.2126	-23.7977	5002_4.25	5002	4.25	21/02/2009	Field Test		Stage 1a	7.74	2.05	5.69	-	-	-	-	-	-	-	-	-	-	-	-	-	-	-	-	-	-	-	-	-	-	-	-	-	-	-	-	-
151.2126	-23.7977	5002_4.5	5002	4.5	21/02/2009	Field Test		Stage 1a	8.03	1.55	6.48	-	-	-	-	-	-	-	-	-	-	-	-	-	-	-	-	-	-	-	-	-	-	-	-	-	-	-	-	-
151.2126	-23.7977	5002_4.75	5002	4.75	21/02/2009	Field Test		Stage 1a	8.21	1.88	6.33	-	-	-	-	-	-	-	-	-	-	-	-	-	-	-	-	-	-	-	-	-	-	-	-	-	-	-	-	-
151.2126	-23.7977	5002_5	5002	5	21/02/2009	Field Test		Stage 1a	8.27	1.98	6.29	-	-	-	-	-	-	-	-	-	-	-	-	-	-	-	-	-	-	-	-	-	-	-	-	-	-	-	-	-
151.2126	-23.7977	5002_5.25	5002	5.25	21/02/2009	Field Test		Stage 1a	8.21	2.04	6.17	-	-	-	-	-	-	-	-	-	-	-	-	-	-	-	-	-	-	-	-	-	-	-	-	-	-	-	-	-
151.2131	-23.799	4975	4975	0 - 0.1	19/04/2009	EB0906555		Stage 1b	-	-	-	-	4.25	-	-	849	-	-	<10	-	-	1.5	-	<0.02	-	-	-	-	<1	-	<10	<0.02	-	9	-	-	-	<0.02	-	-	1.36	-	<2	-	-
151.2131	-23.799	4975	4975	0 - 0.5	19/04/2009	ES0905734		Stage 1b	-	-	-	-	-	-	-	-	-	-	-	-	-	-	-	-	-	-	-	-	-	-	-	-	-	-	-	-	-	-	-	-
151.2131	-23.799	4975	4975	0 - 0.5	19/04/2009	ES0905739		Stage 1b	-	-	-	-	-	-	-	-	-	-	-	-	-	-	-	-	-	-	-	-	-	-	-	-	-	-	-	-	-	-	-	-
151.2131	-23.799	4975	4975	0.3-0.5	19/04/2009	EB0906555		Stage 1b	-	-	-	-	2.85	-	-	569	-	-	<10	-	-	1.5	-	<0.02	-	-	-	-	<1	-	<10	<0.02	-	8.8	-	-	-	<0.02	-	-	0.91	-	<2	-	-
151.2131	-23.799	4975	4975	0.5-1	19/04/2009	ES0905734		Stage 1b	-	-	-	-	-	-	-	-	-	-	-	-	-	-	-	-	-	-	-	-	-	-	-	-	-	-	-	-	-	-	-	-
151.2131	-23.799	4975	4975	0.5-1	19/04/2009	ES0905739		Stage 1b	-	-	-	-	-	-	-	-	-	-	-	-	-	-	-	-	-	-	-	-	-	-	-	-	-	-	-	-	-	-	-	-
151.2131	-23.799	4975	4975	0.8-1	19/04/2009	EB0906555		Stage 1b	-	-	-	-	11.2	-	-	2240	-	-	<10	-	-	1.5	-	<0.02	-	-	-	-	<1	-	<10	<0.02	-	8.9	-	-	-	<0.02	-	-	3.58	-	<2	-	-
151.2131	-23.799	4975	4975	1.3-1.5	19/04/2009	EB0906555		Stage 1b	-	-	-	-	8.81	-	-	1760	-	-	<10	-	-	1.5	-	<0.02	-	-	-	-	<1	-	<10	<0.02	-	8.8	-	-	-	<0.02	-	-	2.82	-	<2	-	-
151.2131	-23.799	4975	4975	1.5-2	19/04/2009	ES0905734		Stage 1b	-	-	-	-	-	-	-	-	-	-	-	-	-	-	-	-	-	-	-	-	-	-	-	-	-	-	-	-	-	-	-	-
151.2131	-23.799	4975	4975	1.8-2	19/04/2009	EB0906555		Stage 1b	-	-	-	-	3.98	-	-	795	-	-	12	-	-	1.5	-	0.02	-	-	-	-	<1	-	<10	<0.02	-	8.7	-	-	-	<0.02	-	-	1.27	-	<2	-	-
151.2131	-23.799	4975	4975	1-1.5	19/04/2009	ES0905734		Stage 1b	-	-	-	-	-	-	-	-	-	-	-	-	-	-	-	-	-	-	-	-	-	-	-	-	-	-	-	-	-	-	-	-
151.2131	-23.799	4975	4975	2.3-2.5	19/04/2009	EB0906555		Stage 1b	-	-	-	-	19.3	-	-	3860	-	-	164	-	-	1.5	-	0.26	-	-	-	-	<1	-	<10	<0.02	-	9	-	-	-	<0.02	-	-	6.19	-	<2	-	-
151.2131	-23.799	4975	4975	2.5-3.3	19/04/2009	ES0905734		Stage 1b	-	-	-	-	-	-	-	-	-	-	-	-	-	-	-	-	-	-	-	-	-	-	-	-	-	-	-	-	-	-	-	-
151.2131	-23.799	4975	4975	2.8-3	19/04/2009	EB0906555		Stage 1b	-	-	-	-	22.3	-	-	4450	-	-	116	-	-	1.5	-	0.18	-	-	-	-	<1	-	<10	<0.02	-	9.1	-	-	-	<0.02	-	-	7.14	-	<2	-	-
151.2131	-23.799	4975	4975	2-2.5	19/04/2009	ES0905734		Stage 1b	-	-	-	-	-	-	-	-	-	-	-	-	-	-	-	-	-	-	-	-	-	-	-	-	-	-	-	-	-	-	-	-
151.2131	-23.799	4975_0.1	4975	0.1	19/04/2009	Field Test		Stage 1b	8.17	-0.41	8.58	2	-	-	-	-	-	-	-	-	-	-	-	-	-	-	-	-	-	-	-	-	-	-	-	-	-	-	-	-
151.2131	-23.799	4975_0.25	4975	0.25	19/04/2009	Field Test		Stage 1b	8.33	-0.32	8.65	3	-	-	-	-	-	-	-	-	-	-	-	-	-	-	-	-	-	-	-	-	-	-	-	-	-	-	-	-
151.2131	-23.799	4975_0.5	4975	0.5	19/04/2009	Field Test		Stage 1b	7.31	-0.79	8.1	4	-	-	-	-	-	-	-	-	-	-	-	-	-	-	-	-	-	-	-	-	-	-	-	-	-	-	-	-
151.2131	-23.799	4975_0.75	4975	0.75	19/04/2009	Field Test		Stage 1b	7.05	1.06	5.99	-	-	-	-	-	-	-	-	-	-	-	-	-	-	-	-	-	-	-	-	-	-	-	-	-	-	-	-	-
151.2131	-23.799	4975_1	4975	1	19/04/2009	Field Test		Stage 1b	7.09	-1.38	8.47	3	-	-	-	-	-	-	-	-	-	-	-	-	-	-	-	-	-	-	-	-	-	-	-	-	-	-	-	-
151.2131	-23.799	4975_1.25	4975	1.25	19/04/2009	Field Test		Stage 1b	7.19	1.07	6.12	-	-	-	-	-	-	-	-	-	-	-	-	-	-	-	-	-	-	-	-	-	-	-	-	-	-	-	-	-
151.2131	-23.799	4975_1.5	4975	1.5	19/04/2009	Field Test		Stage 1b	7.24	1.61	5.63	-	-	-	-	-	-	-	-	-	-	-	-	-	-	-	-	-	-	-	-	-	-	-	-	-	-	-	-	-
151.2131	-23.799	4975_1.75	4975	1.75	19/04/2009	Field Test		Stage 1b	7.57	-0.82	8.39	3	-	-	-	-	-	-	-	-	-	-	-	-	-	-	-	-	-	-	-	-	-	-	-	-	-	-	-	-
151.2131	-23.799	4975_2	4975	2	19/04/2009	Field Test		Stage 1b	8.21	-0.22	8.43	3	-	-	-	-	-	-	-	-	-	-	-	-	-	-	-	-	-	-	-	-	-	-	-	-	-	-	-	-
151.2131	-23.799	4975_2.25	4975	2.25	19/04/2009	Field Test		Stage 1b	8.36	2.51	5.85	-	-	-	-	-	-	-	-	-	-	-	-	-	-	-	-	-	-	-	-	-	-	-	-	-	-	-	-	-
151.2131	-23.799	4975_2.5	4975	2.5	19/04/2009	Field Test		Stage 1b	8.25	2.15	6.1	-	-	-	-	-	-	-	-	-	-	-	-	-	-	-	-	-	-	-	-	-	-	-	-	-	-	-	-	-
151.2131	-23.799	4975_2.75	4975	2.75	19/04/2009	Field Test		Stage 1b	8.39	2.25	6.14	-	-	-	-	-	-	-	-	-	-	-	-	-	-	-	-	-	-	-	-	-	-	-	-	-	-	-	-	-
151.2131	-23.799	4975_3	4975	3	19/04/2009	Field Test		Stage 1b	8.32	2.29	6.03	-	-	-	-	-	-	-	-	-	-	-	-	-	-	-	-	-	-	-	-	-	-	-	-	-	-	-	-	-
151.2131	-23.799	4975_3.25	4975	3.25	19/04/2009	Field Test		Stage 1b	8.36	2.18	6.18	-	-	-	-	-	-	-	-	-	-	-	-	-	-	-	-	-	-	-	-	-	-	-	-	-	-	-	-	-
151.2145	-23.7986	4912	4912	0 - 0.1	21/02/2009	EB0902973		Stage 1a	-	-	-	-	3.77	-	-	753	-	-	<10	-	-	1.5	-	<0.02	-	-	-	-	<1	-	<10	<0.02	-	9.3	-	-	-	<0.02	-	-	1.21	-	<2	-	-
151.2145	-23.7986	4912	4912	0 - 0.5	21/02/2009	ES0902598		Stage 1a	-	-	-	-	-	-	-	-	-	-	-	-	-	-	-	-	-	-	-	-	-	-	-	-	-	-	-	-	-	-	-	-
151.2145	-23.7986	4912	4912	0 - 0.7	21/02/2009	ES0902552		Stage 1a	-	-	-	-	-	-	-	-	-	-	-	-	-	-	-	-	-	-	-	-	-	-	-	-	-	-	-	-	-	-	-	-

									ASS Field Test				ASS																																
									pH (F)	pH Change	pH OX	Reaction Rate	Acid Neutralising Capacity	Acid Reacted Calcium	Acid Reacted Magnesium	acidity - Acid Neutralising Capacity (19A2)	acidity - Acid Reacted Calcium	acidity - Acid Reacted Magnesium	acidity - Chromium Reducible Sulfur (a-22B)	acidity - Excess Acid Neutralising Capacity	acidity - Peroxide Oxidisable Sulfur	ANC Fineness Factor	Calcium in Peroxide	Chromium Reducible Sulfur	Excess Acid Neutralising Capacity	KCl Extractable Calcium	KCl Extractable Magnesium	KCl Extractable Sulfur	Liming Rate	Magnesium in Peroxide	Net Acidity (acidity units)	Net Acidity (sulfur units)	Peroxide Oxidisable Sulfur	pH KCl	sulfidic - Acid Reacted Calcium	sulfidic - Acid Reacted Magnesium	sulfidic - Excess Acid Neutralising Capacity	sulfidic - Titratable Actual Acidity	sulfidic - Titratable Peroxide Acidity	sulfidic - Titratable Sulfidic Acidity	sulfidic-Acid Neutral	Sulfur in Peroxide	Titratable Actual Acidity	Titratable Peroxide Acidity	Titratable Sulfidic Acidity
									pH Unit	pH Units	pH Unit	Units	m H+/t	%	%	mol h+/t	mole H+/t	mole H+/t	m H+/t	mole H+/t	mole H+/t	-	%	% S	%	%	%	%	kg CaCO3/t	%	mole H+/t	%S	%	pH Unit	% S	%S	%S	%S	%S	%S	%S	%	mole H+/t	mole H+/t	mole H+/t
EQL									0.1		0.1	1	0.01	0.02	0.02	10	10	10	10	10	10	0.5	0.02	0.02	0.02	0.02	0.02	0.02	1	0.02	10	0.02	0.02	0.1	0.01	0.02	0.02	0.02	0.02	0.02	0.01	0.02	2	2	2
National Assessment Guidelines for Dredging- Maximum																																													
National Assessment Guidelines for Dredging- Screening																																													
QASSIT 1998 (Field Screen)									5-14	1	5-14	2																																	
QASSIT 1998 (Minimum)																															18	0.03													
x coord	y coord	Field ID	Core #	Depth (m)	Date Sample	SDG	GC Borelog Approved	Purpose																																					
151.2145	-23.7986	4912	4912	0.3-0.5	21/02/2009	EB0902973		Stage 1a	-	-	-	-	3.96	-	-	792	-	-	<10	-	-	1.5	-	<0.02	-	-	-	-	<1	-	<10	<0.02	-	9.3	-	-	-	<0.02	-	-	1.27	-	<2	-	-
151.2145	-23.7986	4912	4912	0.7-1.3	21/02/2009	ES0902552		Stage 1a	-	-	-	-	-	-	-	-	-	-	-	-	-	-	-	-	-	-	-	-	-	-	-	-	-	-	-	-	-	-	-	-	-	-	-	-	-
151.2145	-23.7986	4912	4912	0.8-1	21/02/2009	EB0902973		Stage 1a	-	-	-	-	6.9	-	-	1380	-	-	<10	-	-	1.5	-	<0.02	-	-	-	-	<1	-	<10	<0.02	-	9.3	-	-	-	<0.02	-	-	2.21	-	<2	-	-
151.2145	-23.7986	4912	4912	1.3-1.5	21/02/2009	EB0902973		Stage 1a	-	-	-	-	4.53	-	-	905	-	-	<10	-	-	1.5	-	<0.02	-	-	-	-	<1	-	<10	<0.02	-	9.1	-	-	-	<0.02	-	-	1.45	-	<2	-	-
151.2145	-23.7986	4912	4912	1.3-2	21/02/2009	ES0902552		Stage 1a	-	-	-	-	-	-	-	-	-	-	-	-	-	-	-	-	-	-	-	-	-	-	-	-	-	-	-	-	-	-	-	-	-	-	-	-	-
151.2145	-23.7986	4912	4912	1.8-2	21/02/2009	EB0902973		Stage 1a	-	-	-	-	10.5	-	-	2110	-	-	<10	-	-	1.5	-	<0.02	-	-	-	-	<1	-	<10	<0.02	-	9.3	-	-	-	<0.02	-	-	3.38	-	<2	-	-
151.2145	-23.7986	4912	4912	2.3-2.5	21/02/2009	EB0902973		Stage 1a	-	-	-	-	7.39	-	-	1480	-	-	<10	-	-	1.5	-	<0.02	-	-	-	-	<1	-	<10	<0.02	-	9.1	-	-	-	<0.02	-	-	2.37	-	<2	-	-
151.2145	-23.7986	4912	4912	2.8-3	21/02/2009	EB0902973		Stage 1a	-	-	-	-	5.32	-	-	1060	-	-	<10	-	-	1.5	-	<0.02	-	-	-	-	<1	-	<10	<0.02	-	9.1	-	-	-	<0.02	-	-	1.7	-	<2	-	-
151.2145	-23.7986	4912	4912	2-3.3	21/02/2009	ES0902552		Stage 1a	-	-	-	-	-	-	-	-	-	-	-	-	-	-	-	-	-	-	-	-	-	-	-	-	-	-	-	-	-	-	-	-	-	-	-	-	-
151.2145	-23.7986	4912	4912	3.3-3.5	21/02/2009	EB0902973		Stage 1a	-	-	-	-	7.34	-	-	1470	-	-	<10	-	-	1.5	-	<0.02	-	-	-	-	<1	-	<10	<0.02	-	9.1	-	-	-	<0.02	-	-	2.35	-	<2	-	-
151.2145	-23.7986	4912	4912	3.3-4	21/02/2009	ES0902552		Stage 1a	-	-	-	-	-	-	-	-	-	-	-	-	-	-	-	-	-	-	-	-	-	-	-	-	-	-	-	-	-	-	-	-	-	-	-	-	-
151.2145	-23.7986	4912	4912	3.5-4	21/02/2009	ES0902598		Stage 1a	-	-	-	-	-	-	-	-	-	-	-	-	-	-	-	-	-	-	-	-	-	-	-	-	-	-	-	-	-	-	-	-	-	-	-	-	-
151.2145	-23.7986	4912	4912	3.8-4	21/02/2009	EB0902973		Stage 1a	-	-	-	-	6.65	-	-	1330	-	-	<10	-	-	1.5	-	<0.02	-	-	-	-	<1	-	<10	<0.02	-	9	-	-	-	<0.02	-	-	2.13	-	<2	-	-
151.2145	-23.7986	4912	4912	4.3-4.5	21/02/2009	EB0902973		Stage 1a	-	-	-	-	3.6	-	-	718	-	-	<10	-	-	1.5	-	<0.02	-	-	-	-	<1	-	<10	<0.02	-	8.7	-	-	-	<0.02	-	-	1.15	-	<2	-	-
151.2145	-23.7986	4912	4912	4-4.8	21/02/2009	ES0902552		Stage 1a	-	-	-	-	-	-	-	-	-	-	-	-	-	-	-	-	-	-	-	-	-	-	-	-	-	-	-	-	-	-	-	-	-	-	-	-	-
151.2145	-23.7986	4912_0.1	4912	0.1	21/02/2009	Field Test		Stage 1a	7.95	1.79	6.16	1	-	-	-	-	-	-	-	-	-	-	-	-	-	-	-	-	-	-	-	-	-	-	-	-	-	-	-	-	-	-	-	-	-
151.2145	-23.7986	4912_0.25	4912	0.25	21/02/2009	Field Test		Stage 1a	8.28	1.51	6.77	1	-	-	-	-	-	-	-	-	-	-	-	-	-	-	-	-	-	-	-	-	-	-	-	-	-	-	-	-	-	-	-	-	-
151.2145	-23.7986	4912_0.5	4912	0.5	21/02/2009	Field Test		Stage 1a	8.2	-0.11	8.31	1	-	-	-	-	-	-	-	-	-	-	-	-	-	-	-	-	-	-	-	-	-	-	-	-	-	-	-	-	-	-	-	-	-
151.2145	-23.7986	4912_0.75	4912	0.75	21/02/2009	Field Test		Stage 1a	7.61	1.15	6.46	1	-	-	-	-	-	-	-	-	-	-	-	-	-	-	-	-	-	-	-	-	-	-	-	-	-	-	-	-	-	-	-	-	-
151.2145	-23.7986	4912_1	4912	1	21/02/2009	Field Test		Stage 1a	7.59	1.77	5.82	1	-	-	-	-	-	-	-	-	-	-	-	-	-	-	-	-	-	-	-	-	-	-	-	-	-	-	-	-	-	-	-	-	-
151.2145	-23.7986	4912_1.25	4912	1.25	21/02/2009	Field Test		Stage 1a	7.54	1.54	6	1	-	-	-	-	-	-	-	-	-	-	-	-	-	-	-	-	-	-	-	-	-	-	-	-	-	-	-	-	-	-	-	-	-
151.2145	-23.7986	4912_1.5	4912	1.5	21/02/2009	Field Test		Stage 1a	7.91	2.05	5.86	1	-	-	-	-	-	-	-	-	-	-	-	-	-	-	-	-	-	-	-	-	-	-	-	-	-	-	-	-	-	-	-	-	-
151.2145	-23.7986	4912_1.75	4912	1.75	21/02/2009	Field Test		Stage 1a	7.57	1.26	6.31	1	-	-	-	-	-	-	-	-	-	-	-	-	-	-	-	-	-	-	-	-	-	-	-	-	-	-	-	-	-	-	-	-	-
151.2145	-23.7986	4912_2	4912	2	21/02/2009	Field Test		Stage 1a	8.51	1.99	6.52	1	-	-	-	-	-	-	-	-	-	-	-	-	-	-	-	-	-	-	-	-	-	-	-	-	-	-	-	-	-	-	-	-	-
151.2145	-23.7986	4912_2.25	4912	2.25	21/02/2009	Field Test		Stage 1a	7.65	-1.1	8.75	1	-	-	-	-	-	-	-	-	-	-	-	-	-	-	-	-	-	-	-	-	-	-	-	-	-	-	-	-	-	-	-	-	-
151.2145	-23.7986	4912_2.5	4912	2.5	21/02/2009	Field Test		Stage 1a	8.28	-1.12	9.4	1	-	-	-	-	-	-	-	-	-	-	-	-	-	-	-	-	-	-	-	-	-	-	-	-	-	-	-	-	-	-	-	-	-
151.2145	-23.7986	4912_2.75	4912	2.75	21/02/2009	Field Test		Stage 1a	6.9	1.09	5.81	1	-	-	-	-	-	-	-	-	-	-	-	-	-	-	-	-	-	-	-	-	-	-	-	-	-	-	-	-	-	-	-	-	-
151.2145	-23.7986	4912_3	4912	3	21/02/2009	Field Test		Stage 1a	7.71	1.62	6.09	1	-	-	-	-	-	-	-	-	-	-	-	-	-	-	-	-	-	-	-	-	-	-	-	-	-	-	-	-	-	-	-	-	-
151.2145	-23.7986	4912_3.25	4912	3.25	21/02/2009	Field Test		Stage 1a	8.25	1.67	6.58	1	-	-	-	-	-	-	-	-	-	-	-	-	-	-	-	-	-	-	-	-	-	-	-	-	-	-	-	-	-	-	-	-	-
151.2145	-23.7986	4912_3.5	4912	3.5	21/02/2009	Field Test		Stage 1a	8.39	1.53	6.86	1	-	-	-	-	-	-	-	-	-	-	-	-	-	-	-	-	-	-	-	-	-	-	-	-	-	-	-	-	-	-	-	-	-
151.2145	-23.7986	4912_3.75	4912	3.75	21/02/2009	Field Test		Stage 1a	8.31	1.75	6.56	-	-	-	-	-	-	-	-	-	-	-	-	-	-	-	-	-	-	-	-	-	-	-	-	-	-	-	-	-	-	-	-	-	-
151.2145	-23.7986	4912_4	4912	4	21/02/2009	Field Test		Stage 1a	7.99	1.42	6.57	1	-	-	-	-	-	-	-	-	-	-	-	-	-	-	-	-	-	-	-	-	-	-	-	-	-	-	-	-	-	-	-	-	-
151.2145	-23.7986	4912_4.25	4912	4.25	21/02/2009	Field Test		Stage 1a	7.26	0.89	6.37	1	-	-	-	-	-	-	-	-	-	-	-	-	-	-	-	-	-	-	-	-	-	-	-	-	-	-	-	-	-	-	-	-	-
151.2145	-23.7986	4912_4.5	4912	4.5	21/02/2009	Field Test		Stage 1a	8.43	-0.67	9.1	-	-	-	-	-	-	-	-	-	-	-	-	-	-	-	-	-	-	-	-	-	-	-	-	-	-	-	-	-	-	-	-	-	-
151.2145	-23.7986	4912_4.75	4912	4.75	21/02/2009	Field Test		Stage 1a	7.77	0.78	6.99	1	-	-	-	-	-	-	-	-	-	-	-	-	-	-	-	-	-	-	-	-	-	-	-	-	-	-	-	-	-	-	-	-	-
151.2149	-23.8012	4898	4898	0 - 0.1	2/04/2009	EB0905616		Stage 1b	-	-	-	-	9.3	-	-	1860	-	-	27	-	-	1.5	-	0.04	-	-	-	-	<1	-	<10	<0.02	-	9.5	-	-	-	<0.02	-	-	2.98	-	<2	-	-
151.2149	-23.8012	4898	4898	0 - 0.5	2/04/2009	ES0904927		Stage 1b	-	-	-	-	-	-	-	-	-	-	-	-	-	-	-	-	-	-	-	-	-	-	-	-	-	-	-	-	-	-	-	-	-	-	-	-	-
151.2149	-23.8012	4898	4898	0 - 0.5	2/04/2009	ES0904973		Stage 1b	-	-	-	-	-	-	-	-	-	-	-	-	-	-	-	-	-	-	-	-	-	-	-	-	-	-	-	-	-	-	-	-	-	-	-	-	-
151.2149	-23.8012	4898	4898	0.3-0.5	2/04/2009	EB0905616		Stage 1b	-	-	-	-	11.2	-	-	2240	-	-	98	-	-	1.5	-	0.16	-	-	-	-	<1	-	<10	<0.02	-	9.2	-	-	-	<0.02	-	-	3.58	-	<2	-	-
151.2149	-23.8012	4898	4898	0.5-1	2/04/2009	ES0904927		Stage 1b	-	-	-	-	-	-	-	-	-	-	-	-	-	-	-	-	-	-	-	-	-	-	-	-	-	-	-	-	-	-	-	-	-	-	-	-	-
151.2149	-23.8012	4898	4898	0.8-1	2/04/2009	EB0905616		Stage 1b	-	-	-	-	1.36	-	-	272	-	-	46	-	-	1.5	-	0.07	-	-	-	-	<1	-	<10	<0.02	-	7.6	-	-	-	<0.02	-	-	0.44	-	<2	-	-
151.2149	-23.8012	4898	4898	1.3-1.5	2/04/2009	EB0905616		Stage 1b	-	-	-	-	1.13	-	-	226	-	-	<10	-	-	1.5	-	<0.02	-	-	-	-	<1	-	<10	<0.02	-	7.7	-	-	-	<0.02	-	-	0.36	-	<2	-	-
151.2149	-23.8012	4898	4898	1-1.5	2/04/2009	ES0904973		Stage 1b	-	-	-	-	-	-	-	-	-	-	-	-	-	-	-	-	-	-	-	-	-	-	-	-	-	-	-	-	-	-	-	-	-	-	-	-	-
151.2149	-23.8012	4898	4898	1-1.6	2/04/2009	ES0904927		Stage 1b	-	-	-	-	-	-	-	-	-	-	-	-	-	-	-	-	-	-	-	-	-	-	-	-	-	-	-	-	-	-	-	-	-	-	-	-	-
151.2149	-23.8012	4898_0.1	4898	0.1	2/04/2009	Field Test		Stage 1b	8.4	2.04	6.36	1	-	-	-	-	-	-	-	-	-	-	-	-	-	-	-	-	-	-	-	-	-	-	-	-	-	-	-	-	-	-	-	-	-
151.2149	-23.8012	4898_0.25	4898	0.25	2/04/2009	Field Test		Stage 1b	8.21	2.23	5.98	1	-	-	-	-	-	-	-	-	-	-	-	-	-	-	-	-	-	-	-	-	-	-	-	-	-	-	-	-	-	-	-	-	-
151.2149	-23.8012	4898_0.5	4898	0.5	2/04/2009	Field Test		Stage 1b	7.95	2.07	5.88	1	-	-	-	-	-	-	-	-	-	-	-	-	-	-	-	-	-	-	-	-	-	-	-	-	-	-	-	-	-	-	-	-	-
151.2149	-23.8012	4898_0.75	4898	0.75	2/04/2009	Field Test		Stage 1b	8.1	6.51	1.59	1	-	-	-	-	-	-	-	-	-	-	-	-	-	-	-	-	-	-	-	-	-	-	-	-	-	-	-	-	-	-	-	-	-
151.2149	-23.8012	4898_1	4898	1	2/04/2009	Field Test		Stage 1b	7.9	2.43	5.47	-	-	-	-	-	-	-	-	-	-	-	-	-	-	-	-	-	-	-	-	-	-	-	-	-	-	-	-	-	-	-	-	-	-
151.2149	-23.8012	4898_1.25	4898	1.25	2/04/2009	Field Test		Stage 1b	6.85	1.5	5.35	-	-	-	-	-	-	-	-	-	-	-	-	-	-	-	-	-	-	-	-	-	-	-	-	-	-	-	-	-	-	-	-	-	-
151.2149	-23.8012	4898_1.5	4898	1.5	2/04/2009	Field Test		Stage 1b	6.86	1.59	5.27	-	-	-	-	-	-	-	-	-	-	-	-	-	-	-	-	-	-	-	-	-	-	-	-	-	-	-	-	-	-	-	-	-	-
151.2154	-23.7973	4870	4870	0 - 0.1	3/05/2009	EB0907169		Stage 4	-	-	-	-	0.64	-	-	128	-	-	<10	-	-	1.5	-	<0.02	-	-	-	-	<1	-	<10	<0.02	-	8.9	-	-	-	<0.02	-	-	0.2	-	<2	-	-
151.2154	-23.7973	4870	4870	0 - 0.5	3/05/2009	ES0906525		Stage 4	-	-	-	-	-	-	-	-	-	-	-	-	-	-	-	-	-	-	-	-	-	-	-	-	-	-	-	-	-	-	-	-	-	-	-	-	-
151.2154	-23.7973	4870	4870	0 - 0.5	3/05/2009	ES0906569		Stage 4	-	-	-	-	-	-	-	-	-	-	-	-	-	-	-	-	-	-	-	-	-	-	-	-	-	-	-	-	-	-	-	-	-	-	-	-	-
151.2154	-23.7973	4870	4870	0.3-0.5	3/05/2009	EB0907169		Stage 4	-	-	-	-	0.62	-	-	124	-	-	<10	-	-	1.5	-	<0.02	-	-	-	-	<1	-	<10	<0.02	-	9.1	-	-	-	<0.02	-	-	0.2	-	<2	-	-
151.2154	-23.7973	4870	4870	0.5-1	3/05/2009	ES0906525		Stage 4	-	-	-	-	-	-	-	-	-	-	-	-	-	-	-	-	-	-	-	-	-	-	-	-	-	-	-	-	-	-	-	-	-	-	-	-	-
151.2154	-23.7973	4870	4870	0.8-1	3/05/2009	EB0907169		Stage 4	-	-	-	-	0.67	-	-	133	-	-	<10	-	-	1.5	-	<0.02	-	-	-	-	<1	-	<10	<0.02	-	9.4	-	-	-	<0.02	-	-	0.21	-	<2	-	-
151.2154	-23.7973	4870	4870	1.3-1.5	3/05/2009	EB0907169		Stage 4	-	-	-	-	0.34	-	-	67	-	-	<10	-	-	1.5	-	<0.02	-	-	-	-	<1	-	<10	<0.02	-	8	-	-	-	<0.02	-	-	0.11	-	<2	-	-
151.2154	-23.7973	4870	4870	1.5-2	3/05/2009	ES0906525		Stage 4	-	-	-	-	-	-	-	-	-	-	-	-	-	-	-	-	-	-	-	-	-	-	-	-	-	-	-	-	-	-	-	-	-	-	-	-	-
151.2154	-23.7973	4870	4870	1.5-2	3/05/2009	ES0906569		Stage 4	-	-	-	-	-	-	-	-	-	-	-	-	-	-	-	-	-	-	-	-	-	-	-	-	-	-	-	-	-	-	-	-	-	-	-	-	-
151.2154	-23.7973	4870	4870	1.8-2	3/05/2009	EB0907169		Stage 4	-	-	-	-	0.38	-	-	77	-	-	<10	-	-	1.5	-	<0.02	-	-	-	-	<1	-	<10	<0.02	-	7.1	-	-	-	<0.02	-	-	0.12	-	<2	-	-
151.2154	-23.7973	4870	4870	1-1.5	3/05/2009	ES0906525		Stage 4	-	-	-	-	-	-	-	-	-	-	-	-	-	-	-	-	-	-	-	-	-	-	-	-	-	-	-	-	-	-	-	-	-	-	-	-	-
151.2154	-23.7973	4870	4870	2.3-2.5	3/05/2009	EB0907169		Stage 4	-	-	-	-	0.17	-	-	34	-	-	<10	-	-	1.5	-	<0.02	-	-	-	-	<1	-	<10	<0.02	-	6.6	-	-	-	<0.02	-	-	0.05	-	<2	-	-
151.2154	-23.7973	4870	4870	2.5-3	3/05/2009	ES0906569		Stage 4	-	-	-	-	-	-	-	-	-	-	-	-	-	-	-	-	-	-	-	-	-	-	-	-	-	-	-	-	-	-	-	-	-	-	-	-	-
151.2154	-23.7973	4870	4870	2-3	3/05/2009	ES0906525		Stage 4	-	-	-	-	-	-	-	-	-	-	-	-	-	-	-	-	-	-	-	-	-	-	-	-	-	-	-	-	-	-	-	-	-	-	-	-	-
151.2154	-23.7973	4870	4870	3.3-3.5	3/05/2009	EB0907169		Stage 4	-	-	-	-	0.77	-	-	154	-	-	<10	-	-	1.5	-	<0.02	-	-	-	-	<1	-	<10	<0.02	-	9.3	-	-	-	<0.02	-	-	0.25	-	<2	-	-
151.2154	-23.7973	4870	4870	3-3.7	3/05/2009	ES0906525		Stage 4	-	-	-	-	-	-	-	-	-	-	-	-	-	-	-	-	-	-	-	-	-	-	-	-	-	-	-	-	-	-	-	-	-	-	-	-	-
151.2154	-23.7973	4870_0.1	4870	0.1	3/05/2009	Field Test		Stage 4	7.99	1.94	6.05	1	-	-	-	-	-	-	-	-	-	-	-	-	-	-	-	-	-	-	-	-	-	-	-	-	-	-	-	-	-	-	-	-	-
151.2154	-23.7973	4870_0.25	4870	0.25	3/05/2009	Field Test		Stage 4	7.95	1.84	6.11	1	-	-	-	-	-	-	-	-	-	-	-	-	-	-	-	-	-	-	-	-	-	-	-	-	-	-	-	-	-	-	-	-	-
151.2154	-23.7973	4870_0.5	4870	0.5	3/05/2009	Field Test		Stage 4	7.72	1.69	6.03	1	-	-	-	-	-	-	-	-	-	-	-	-	-	-	-	-	-	-	-	-	-	-	-	-	-	-	-	-	-	-	-	-	-
151.2154	-23.7973	4870_0.75	4870	0.75	3/05/2009	Field Test		Stage 4	7.62	1.83	5.79	1	-	-	-	-	-	-	-	-	-	-	-	-	-	-	-	-	-	-	-	-	-	-	-	-	-	-	-	-	-	-	-	-	-
151.2154	-23.7973	4870_1	4870	1	3/05/2009	Field Test		Stage 4	7.17	1.53	5.64	1	-	-	-	-	-	-	-	-	-	-	-	-	-	-	-	-	-	-	-	-	-	-	-	-	-	-	-	-	-	-	-	-	-
151.2154	-23.7973	4870_1.25	4870	1.25	3/05/2009	Field Test		Stage 4	7.4	1.64	5.76	-	-	-	-	-	-	-	-	-	-	-	-	-	-	-	-	-	-	-	-	-	-	-	-	-	-	-	-	-	-	-	-	-	-
151.2154	-23.7973	4870_1.5	4870	1.5	3/05/2009	Field Test		Stage 4	7.72	1.66	6.06	-	-	-	-	-	-	-	-	-	-	-	-	-	-	-	-	-	-	-	-	-	-	-	-	-	-	-	-	-	-	-	-	-	-
151.2154	-23.7973	4870_1.75	4870	1.75	3/05/2009	Field Test		Stage 4	7.89	1.5	6.39	-	-	-	-	-	-	-	-	-	-	-	-	-	-	-	-	-	-	-	-	-	-	-	-	-	-	-	-	-	-	-	-	-	-
151.2154	-23.7973	4870_2	4870	2	3/05/2009	Field Test		Stage 4	7.04	1.34	5.7	-	-	-	-	-	-	-	-	-	-	-	-	-	-	-	-	-	-	-	-	-	-	-	-	-	-	-	-	-	-	-	-	-	-
151.2154	-23.7973	4870_2.25	4870	2.25	3/05/2009	Field Test		Stage 4	7.31	1.32	5.99	1	-	-	-	-	-	-	-	-	-	-	-	-	-	-	-	-	-	-	-	-	-	-	-	-	-	-	-	-	-	-	-	-	-
151.2154	-23.7973	4870_2.5	4870	2.5	3/05/2009	Field Test		Stage 4	7.14	1.46	5.68	1	-	-	-	-	-	-	-	-	-	-	-	-	-	-	-	-	-	-	-	-	-	-	-	-	-	-	-	-	-	-	-	-	-
151.2154	-23.7973	4870_2.75	4870	2.75	3/05/2009	Field Test		Stage 4	7.77	1.96	5.81	-	-	-	-	-	-	-	-	-	-	-	-	-	-	-	-	-	-	-	-	-	-	-	-	-	-	-	-	-	-	-	-	-	-
151.2154	-23.7973	4870_3	4870	3	3/05/2009	Field Test		Stage 4	7.35	1.41	5.94	1	-	-	-	-	-	-	-	-	-	-	-	-	-	-	-	-	-	-	-	-	-	-	-	-	-	-	-	-	-	-	-	-	-
151.2154	-23.7973	4870_3.25	4870	3.25	3/05/2009	Field Test		Stage 4	8.48	2.24	6.24	-	-	-	-	-	-	-	-	-	-	-	-	-	-	-	-	-	-	-	-	-	-	-	-	-	-	-	-	-	-	-	-	-	-
151.2154	-23.7973	4870_3.5	4870	3.5	3/05/2009	Field Test		Stage 4	8.41	2.37	6.04	-	-	-	-	-	-	-	-	-	-	-	-	-	-	-	-	-	-	-	-	-	-	-	-	-	-	-	-	-	-	-	-	-	-
151.2154	-23.7973	4870A	4870	0 - 0.5	3/05/2009	ES0906525		Stage 4	-	-	-	-	-	-	-	-	-	-	-	-	-	-	-	-	-	-	-	-	-	-	-	-	-	-	-	-	-	-	-	-	-	-	-	-	-
151.2154	-23.7973	4870A	4870	0.5-1	3/05/2009	ES0906525		Stage 4	-	-	-	-	-	-	-	-	-	-	-	-	-	-	-	-	-	-	-	-	-	-	-	-	-	-	-	-	-	-	-	-	-	-	-	-	-
151.2154	-23.7973	4870A	4870	1-1.5	3/05/2009	ES0906525		Stage 4	-	-	-	-	-	-	-	-	-	-	-	-	-	-	-	-	-	-	-	-	-	-	-	-	-	-	-	-	-	-	-	-	-	-	-	-	-
151.2154	-23.7973	4870B	4870	0 - 0.5	3/05/2009	ES0906525		Stage 4	-	-	-	-	-	-	-	-	-	-	-	-	-	-	-	-	-	-	-	-	-	-	-	-	-	-	-	-	-	-	-	-	-	-	-	-	-
151.2154	-23.7973	4870B	4870	0.5-1	3/05/2009	ES0906525		Stage 4	-	-	-	-	-	-	-	-	-	-	-	-	-	-	-	-	-	-	-	-	-	-	-	-	-	-	-	-	-	-	-	-	-	-	-	-	-
151.2154	-23.7973	4870B	4870	1-1.5	3/05/2009	ES0906525		Stage 4	-	-	-	-	-	-	-	-	-	-	-	-	-	-	-	-	-	-	-	-	-	-	-	-	-	-	-	-	-	-	-	-	-	-	-	-	-
151.2168	-23.8009	4822	4822	0 - 0.1	17/02/2009	EB0902789		Stage 1a	-	-	-	-	11.2	-	-	2250	-	-	<10	-	-	1.5	-	<0.02	-	-	-	-	<1	-	<10	<0.02	-	9.3	-	-	-	<0.02	-	-	3.6	-	<2	-	-
151.2168	-23.8009	4822	4822	0 - 0.5	17/02/2009	ES0902454		Stage 1a	-	-	-	-	-	-	-	-	-	-	-	-	-	-	-	-	-	-	-	-	-	-	-	-	-	-	-	-	-	-	-	-	-	-	-	-	-
151.2168	-23.8009	4822	4822	0 - 0.5	17/02/2009	ES0902598		Stage 1a	-	-	-	-	-	-	-	-	-	-	-	-	-	-	-	-	-	-	-	-	-	-	-	-	-	-	-	-	-	-	-	-	-	-	-	-	-
151.2168	-23.8009	4822	4822	0.3-0.5	17/02/2009	EB0902789		Stage 1a	-	-	-	-	16.6	-	-	3320	-	-	<10	-	-	1.5	-	<0.02	-	-	-	-	<1	-	<10	<0.02	-	9.4	-	-	-	<0.02	-	-	5.33	-	<2	-	-
151.2168	-23.8009	4822	4822	0.5-1	17/02/2009	ES0902454		Stage 1a	-	-	-	-	-	-	-	-	-	-	-	-	-	-	-	-	-	-	-	-	-	-	-	-	-	-	-	-	-	-	-	-	-	-	-	-	-
151.2168	-23.8009	4822	4822	0.8-1	17/02/2009	EB0902789		Stage 1a	-	-	-	-	7.5	-	-	1500	-	-	<10	-	-	1.5	-	<0.02	-	-	-	-	<1	-	<10	<0.02	-	9.4	-	-	-	<0.02	-	-	2.4	-	<2	-	-
151.2168	-23.8009	4822	4822	1.3-1.5	17/02/2009	EB0902789		Stage 1a	-	-	-	-	9.06	-	-	1810	-	-	<10	-	-	1.5	-	<0.02	-	-	-	-	<1	-	<10	<0.02	-	9.3	-	-	-	<0.02	-	-	2.9	-	<2	-	-
151.2168	-23.8009	4822	4822	1.5-1.9	17/02/2009	ES0902454		Stage 1a	-	-	-	-	-	-	-	-	-	-	-	-	-	-	-	-	-	-	-	-	-	-	-	-	-	-	-	-	-	-	-	-	-	-	-	-	-
151.2168	-23.8009	4822	4822	1.5-1.9	17/02/2009	ES0902598		Stage 1a	-	-	-	-	-	-	-	-	-	-	-	-	-	-	-	-	-	-	-	-	-	-	-	-	-	-	-	-	-	-	-	-	-	-	-	-	-
151.2168	-23.8009	4822	4822	1.7-1.9	17/02/2009	EB0902789		Stage 1a	-	-	-	-	0.6	-	-	120	-	-	<10	-	-	1.5	-	<0.02	-	-	-	-	<1	-	<10	<0.02	-	8.1	-	-	-	<0.02	-	-	0.19	-	<2	-	-

									ASS Field Test				ASS																															
									pH (F)	pH Change	pH OX	Reaction Rate	Acid Neutralising Capacity	Acid Reacted Calcium	Acid Reacted Magnesium	acidity - Acid Neutralising Capacity (19A2)	acidity - Acid Reacted Calcium	acidity - Acid Reacted Magnesium	acidity - Chromium Reducible Sulfur (a-22B)	acidity - Excess Acid Neutralising Capacity	acidity - Peroxide Oxidisable Sulfur	ANC Fineness Factor	Calcium in Peroxide	Chromium Reducible Sulfur	Excess Acid Neutralising Capacity	KCl Extractable Calcium	KCl Extractable Magnesium	KCl Extractable Sulfur	Liming Rate	Magnesium in Peroxide	Net Acidity (acidity units)	Net Acidity (sulfur units)	Peroxide Oxidisable Sulfur	pH KCl	sulfidic - Acid Reacted Calcium	sulfidic - Acid Reacted Magnesium	sulfidic - Excess Acid Neutralising Capacity	sulfidic - Titratable Actual Acidity	sulfidic - Titratable Peroxide Acidity	sulfidic - Titratable Sulfidic Acidity	sulfidic-Acid Neutral	Sulfur in Peroxide	Titratable Actual Acidity	Titratable Peroxide Acidity	Titratable Sulfidic Acidity
									pH Unit	pH Units	pH Unit	Units	m H+/t	%	%	mol h+/t	mole H+/t	mole H+/t	m H+/t	mole H+/t	mole H+/t	-	%	% S	%	%	%	%	kg CaCO3/t	%	mole H+/t	%S	%	pH Unit	% S	%S	%S	%S	%S	%S	%S	%	mole H+/t	mole H+/t	mole H+/t
EQL									0.1		0.1	1	0.01	0.02	0.02	10	10	10	10	10	10	0.5	0.02	0.02	0.02	0.02	0.02	0.02	1	0.02	10	0.02	0.02	0.1	0.01	0.02	0.02	0.02	0.02	0.02	0.01	0.02	2	2	2
National Assessment Guidelines for Dredging- Maximum																																												
National Assessment Guidelines for Dredging- Screening																																												
QASSIT 1998 (Field Screen)									5-14	1	5-14	2																																
QASSIT 1998 (Minimum)																															18	0.03												
x coord	**y coord**	**Field ID**	**Core #**	**Depth (m)**	**Date Sample**	**SDG**	**GC Borelog Approved**	**Purpose**																																				
151.2168	-23.8009	4822	4822	1-1.5	17/02/2009	ES0902454		Stage 1a	-	-	-	-	-	-	-	-	-	-	-	-	-	-	-	-	-	-	-	-	-	-	-	-	-	-	-	-	-	-	-	-	-	-	-	-
151.2168	-23.8009	4822	4822	1-1.5	17/02/2009	ES0902598		Stage 1a	-	-	-	-	-	-	-	-	-	-	-	-	-	-	-	-	-	-	-	-	-	-	-	-	-	-	-	-	-	-	-	-	-	-	-	-
151.2168	-23.8009	4822_0.1	4822	0.1	17/02/2009	Field Test		Stage 1a	8.17	1.82	6.35	1	-	-	-	-	-	-	-	-	-	-	-	-	-	-	-	-	-	-	-	-	-	-	-	-	-	-	-	-	-	-	-	-
151.2168	-23.8009	4822_0.25	4822	0.25	17/02/2009	Field Test		Stage 1a	7.97	1.64	6.33	1	-	-	-	-	-	-	-	-	-	-	-	-	-	-	-	-	-	-	-	-	-	-	-	-	-	-	-	-	-	-	-	-
151.2168	-23.8009	4822_0.5	4822	0.5	17/02/2009	Field Test		Stage 1a	8.33	2.07	6.26	1	-	-	-	-	-	-	-	-	-	-	-	-	-	-	-	-	-	-	-	-	-	-	-	-	-	-	-	-	-	-	-	-
151.2168	-23.8009	4822_0.75	4822	0.75	17/02/2009	Field Test		Stage 1a	8.24	1.79	6.45	1	-	-	-	-	-	-	-	-	-	-	-	-	-	-	-	-	-	-	-	-	-	-	-	-	-	-	-	-	-	-	-	-
151.2168	-23.8009	4822_1	4822	1	17/02/2009	Field Test		Stage 1a	8.25	2.03	6.22	1	-	-	-	-	-	-	-	-	-	-	-	-	-	-	-	-	-	-	-	-	-	-	-	-	-	-	-	-	-	-	-	-
151.2168	-23.8009	4822_1.25	4822	1.25	17/02/2009	Field Test		Stage 1a	8.21	2.04	6.17	1	-	-	-	-	-	-	-	-	-	-	-	-	-	-	-	-	-	-	-	-	-	-	-	-	-	-	-	-	-	-	-	-
151.2168	-23.8009	4822_1.5	4822	1.5	17/02/2009	Field Test		Stage 1a	8.08	2.19	5.89	1	-	-	-	-	-	-	-	-	-	-	-	-	-	-	-	-	-	-	-	-	-	-	-	-	-	-	-	-	-	-	-	-
151.2168	-23.8009	4822_1.75	4822	1.75	17/02/2009	Field Test		Stage 1a	7.85	1.91	5.94	1	-	-	-	-	-	-	-	-	-	-	-	-	-	-	-	-	-	-	-	-	-	-	-	-	-	-	-	-	-	-	-	-
151.2168	-23.8009	4822_2	4822	2	17/02/2009	Field Test		Stage 1a	8.11	2.24	5.87	1	-	-	-	-	-	-	-	-	-	-	-	-	-	-	-	-	-	-	-	-	-	-	-	-	-	-	-	-	-	-	-	-
151.2168	-23.8009	4822A	4822	0 - 0.1	17/02/2009	EB0902789		Stage 1a	-	-	-	-	6.54	-	-	1310	-	-	<10	-	-	1.5	-	<0.02	-	-	-	-	<1	-	<10	<0.02	-	9.2	-	-	-	<0.02	-	-	2.1	-	<2	-	-
151.2168	-23.8009	4822A	4822	0 - 0.5	17/02/2009	ES0902454		Stage 1a	-	-	-	-	-	-	-	-	-	-	-	-	-	-	-	-	-	-	-	-	-	-	-	-	-	-	-	-	-	-	-	-	-	-	-	-
151.2168	-23.8009	4822A	4822	0 - 0.5	17/02/2009	ES0902598		Stage 1a	-	-	-	-	-	-	-	-	-	-	-	-	-	-	-	-	-	-	-	-	-	-	-	-	-	-	-	-	-	-	-	-	-	-	-	-
151.2168	-23.8009	4822A	4822	0.3-0.5	17/02/2009	EB0902789		Stage 1a	-	-	-	-	9.23	-	-	1840	-	-	<10	-	-	1.5	-	<0.02	-	-	-	-	<1	-	<10	<0.02	-	9.4	-	-	-	<0.02	-	-	2.96	-	<2	-	-
151.2168	-23.8009	4822A	4822	0.5-1	17/02/2009	ES0902454		Stage 1a	-	-	-	-	-	-	-	-	-	-	-	-	-	-	-	-	-	-	-	-	-	-	-	-	-	-	-	-	-	-	-	-	-	-	-	-
151.2168	-23.8009	4822A	4822	0.8-1	17/02/2009	EB0902789		Stage 1a	-	-	-	-	11.7	-	-	2340	-	-	<10	-	-	1.5	-	<0.02	-	-	-	-	<1	-	<10	<0.02	-	9.4	-	-	-	<0.02	-	-	3.76	-	<2	-	-
151.2168	-23.8009	4822A	4822	1.3-1.5	17/02/2009	EB0902789		Stage 1a	-	-	-	-	1.03	-	-	206	-	-	<10	-	-	1.5	-	<0.02	-	-	-	-	<1	-	<10	<0.02	-	9.3	-	-	-	<0.02	-	-	0.33	-	<2	-	-
151.2168	-23.8009	4822A	4822	1.5-1.9	17/02/2009	ES0902454		Stage 1a	-	-	-	-	-	-	-	-	-	-	-	-	-	-	-	-	-	-	-	-	-	-	-	-	-	-	-	-	-	-	-	-	-	-	-	-
151.2168	-23.8009	4822A	4822	1.5-1.9	17/02/2009	ES0902598		Stage 1a	-	-	-	-	-	-	-	-	-	-	-	-	-	-	-	-	-	-	-	-	-	-	-	-	-	-	-	-	-	-	-	-	-	-	-	-
151.2168	-23.8009	4822A	4822	1.7-1.9	17/02/2009	EB0902789		Stage 1a	-	-	-	-	<0.01	-	-	<10	-	-	<10	-	-	1.5	-	<0.02	-	-	-	-	<1	-	<10	<0.02	-	8.7	-	-	-	<0.02	-	-	<0.01	-	<2	-	-
151.2168	-23.8009	4822A	4822	1-1.5	17/02/2009	ES0902454		Stage 1a	-	-	-	-	-	-	-	-	-	-	-	-	-	-	-	-	-	-	-	-	-	-	-	-	-	-	-	-	-	-	-	-	-	-	-	-
151.2168	-23.8009	4822A	4822	1-1.5	17/02/2009	ES0902598		Stage 1a	-	-	-	-	-	-	-	-	-	-	-	-	-	-	-	-	-	-	-	-	-	-	-	-	-	-	-	-	-	-	-	-	-	-	-	-
151.2168	-23.8009	4822B	4822	0 - 0.1	17/02/2009	EB0902789		Stage 1a	-	-	-	-	5.76	-	-	1150	-	-	13	-	-	1.5	-	0.02	-	-	-	-	<1	-	<10	<0.02	-	9.5	-	-	-	<0.02	-	-	1.84	-	<2	-	-
151.2168	-23.8009	4822B	4822	0 - 0.5	17/02/2009	ES0902454		Stage 1a	-	-	-	-	-	-	-	-	-	-	-	-	-	-	-	-	-	-	-	-	-	-	-	-	-	-	-	-	-	-	-	-	-	-	-	-
151.2168	-23.8009	4822B	4822	0.3-0.5	17/02/2009	EB0902789		Stage 1a	-	-	-	-	6.95	-	-	1390	-	-	10	-	-	1.5	-	<0.02	-	-	-	-	<1	-	<10	<0.02	-	9.7	-	-	-	<0.02	-	-	2.22	-	<2	-	-
151.2168	-23.8009	4822B	4822	0.5-1	17/02/2009	ES0902454		Stage 1a	-	-	-	-	-	-	-	-	-	-	-	-	-	-	-	-	-	-	-	-	-	-	-	-	-	-	-	-	-	-	-	-	-	-	-	-
151.2168	-23.8009	4822B	4822	0.8-1	17/02/2009	EB0902789		Stage 1a	-	-	-	-	9.69	-	-	1940	-	-	18	-	-	1.5	-	0.03	-	-	-	-	<1	-	<10	<0.02	-	9.7	-	-	-	<0.02	-	-	3.1	-	<2	-	-
151.2168	-23.8009	4822B	4822	1.3-1.5	17/02/2009	EB0902789		Stage 1a	-	-	-	-	24.8	-	-	4960	-	-	<10	-	-	1.5	-	<0.02	-	-	-	-	<1	-	<10	<0.02	-	9.7	-	-	-	<0.02	-	-	7.96	-	<2	-	-
151.2168	-23.8009	4822B	4822	1-1.5	17/02/2009	ES0902454		Stage 1a	-	-	-	-	-	-	-	-	-	-	-	-	-	-	-	-	-	-	-	-	-	-	-	-	-	-	-	-	-	-	-	-	-	-	-	-
151.2168	-23.8009	4822B	4822	1-1.5	23/02/2009	ES0902598		Stage 1a	-	-	-	-	-	-	-	-	-	-	-	-	-	-	-	-	-	-	-	-	-	-	-	-	-	-	-	-	-	-	-	-	-	-	-	-
151.2178	-23.8022	4789	4789	0 - 0.1	17/02/2009	EB0902664		Stage 1a	-	-	-	-	1.26	-	-	253	-	-	<10	-	-	1.5	-	<0.02	-	-	-	-	<1	-	<10	<0.02	-	9.4	-	-	-	<0.02	-	-	0.4	-	<2	-	-
151.2178	-23.8022	4789	4789	0 - 0.5	17/02/2009	ES0902353		Stage 1a	-	-	-	-	-	-	-	-	-	-	-	-	-	-	-	-	-	-	-	-	-	-	-	-	-	-	-	-	-	-	-	-	-	-	-	-
151.2178	-23.8022	4789	4789	0 - 0.5	17/02/2009	ES0902355		Stage 1a	-	-	-	-	-	-	-	-	-	-	-	-	-	-	-	-	-	-	-	-	-	-	-	-	-	-	-	-	-	-	-	-	-	-	-	-
151.2178	-23.8022	4789	4789	0.3-0.5	17/02/2009	EB0902664		Stage 1a	-	-	-	-	0.99	-	-	198	-	-	<10	-	-	1.5	-	<0.02	-	-	-	-	<1	-	<10	<0.02	-	9.4	-	-	-	<0.02	-	-	0.32	-	<2	-	-
151.2178	-23.8022	4789	4789	0.5-0.8	17/02/2009	ES0902355		Stage 1a	-	-	-	-	-	-	-	-	-	-	-	-	-	-	-	-	-	-	-	-	-	-	-	-	-	-	-	-	-	-	-	-	-	-	-	-
151.2178	-23.8022	4789	4789	0.8-1	17/02/2009	EB0902664		Stage 1a	-	-	-	-	1.07	-	-	214	-	-	<10	-	-	1.5	-	<0.02	-	-	-	-	<1	-	<10	<0.02	-	8.2	-	-	-	<0.02	-	-	0.34	-	<2	-	-
151.2178	-23.8022	4789	4789	0.8-1.4	17/02/2009	ES0902355		Stage 1a	-	-	-	-	-	-	-	-	-	-	-	-	-	-	-	-	-	-	-	-	-	-	-	-	-	-	-	-	-	-	-	-	-	-	-	-
151.2178	-23.8022	4789	4789	1.2-1.4	17/02/2009	EB0902664		Stage 1a	-	-	-	-	4.89	-	-	977	-	-	<10	-	-	1.5	-	<0.02	-	-	-	-	<1	-	<10	<0.02	-	9.1	-	-	-	<0.02	-	-	1.57	-	<2	-	-
151.2178	-23.8022	4789	4789	1-1.4	17/02/2009	ES0902353		Stage 1a	-	-	-	-	-	-	-	-	-	-	-	-	-	-	-	-	-	-	-	-	-	-	-	-	-	-	-	-	-	-	-	-	-	-	-	-
151.2178	-23.8022	4789_0.1	4789	0.1	17/02/2009	Field Test		Stage 1a	7.69	1.92	5.77	-	-	-	-	-	-	-	-	-	-	-	-	-	-	-	-	-	-	-	-	-	-	-	-	-	-	-	-	-	-	-	-	-
151.2178	-23.8022	4789_0.25	4789	0.25	17/02/2009	Field Test		Stage 1a	7.61	1.81	5.8	-	-	-	-	-	-	-	-	-	-	-	-	-	-	-	-	-	-	-	-	-	-	-	-	-	-	-	-	-	-	-	-	-
151.2178	-23.8022	4789_0.5	4789	0.5	17/02/2009	Field Test		Stage 1a	7.63	1.72	5.91	-	-	-	-	-	-	-	-	-	-	-	-	-	-	-	-	-	-	-	-	-	-	-	-	-	-	-	-	-	-	-	-	-
151.2178	-23.8022	4789_0.75	4789	0.75	17/02/2009	Field Test		Stage 1a	7.57	1.72	5.85	-	-	-	-	-	-	-	-	-	-	-	-	-	-	-	-	-	-	-	-	-	-	-	-	-	-	-	-	-	-	-	-	-
151.2178	-23.8022	4789_1	4789	1	17/02/2009	Field Test		Stage 1a	7.58	1.54	6.04	-	-	-	-	-	-	-	-	-	-	-	-	-	-	-	-	-	-	-	-	-	-	-	-	-	-	-	-	-	-	-	-	-
151.2178	-23.8022	4789_1.25	4789	1.25	17/02/2009	Field Test		Stage 1a	7.71	1.57	6.14	1	-	-	-	-	-	-	-	-	-	-	-	-	-	-	-	-	-	-	-	-	-	-	-	-	-	-	-	-	-	-	-	-
151.2178	-23.8022	4789_1.45	4789	1.45	17/02/2009	Field Test		Stage 1a	8.85	1.83	7.02	1	-	-	-	-	-	-	-	-	-	-	-	-	-	-	-	-	-	-	-	-	-	-	-	-	-	-	-	-	-	-	-	-
151.2189	-23.8031	4755	4755	0 - 0.5	24/01/2009	ES0901111		Stage 1a	-	-	-	-	-	-	-	-	-	-	-	-	-	-	-	-	-	-	-	-	-	-	-	-	-	-	-	-	-	-	-	-	-	-	-	-
151.2189	-23.8031	4755	4755	0 - 0.5	23/02/2009	ES0901445		Stage 1a	-	-	-	-	-	-	-	-	-	-	-	-	-	-	-	-	-	-	-	-	-	-	-	-	-	-	-	-	-	-	-	-	-	-	-	-
151.2189	-23.8031	4755_0.1	4755	0.1-0.1	24/01/2009			Stage 1a	8.49	1.65	6.84	2	-	-	-	-	-	-	-	-	-	-	-	-	-	-	-	-	-	-	-	-	-	-	-	-	-	-	-	-	-	-	-	-
151.2189	-23.8031	4755_0.25	4755	0.25-0.25	24/01/2009			Stage 1a	8.7	1.9	6.8	-	-	-	-	-	-	-	-	-	-	-	-	-	-	-	-	-	-	-	-	-	-	-	-	-	-	-	-	-	-	-	-	-
151.2189	-23.8031	4755_0.5	4755	0.5-0.5	24/01/2009			Stage 1a	8.52	2.44	6.08	-	-	-	-	-	-	-	-	-	-	-	-	-	-	-	-	-	-	-	-	-	-	-	-	-	-	-	-	-	-	-	-	-
151.2202	-23.804	4706	4706	0 - 0.1	17/02/2009	EB0902664		Stage 1a	-	-	-	-	0.11	-	-	22	-	-	<10	-	-	1.5	-	<0.02	-	-	-	-	<1	-	<10	<0.02	-	9.3	-	-	-	<0.02	-	-	0.04	-	<2	-	-
151.2202	-23.804	4706	4706	0 - 0.5	17/02/2009	ES0902353		Stage 1a	-	-	-	-	-	-	-	-	-	-	-	-	-	-	-	-	-	-	-	-	-	-	-	-	-	-	-	-	-	-	-	-	-	-	-	-
151.2202	-23.804	4706	4706	0 - 0.5	17/02/2009	ES0902454		Stage 1a	-	-	-	-	-	-	-	-	-	-	-	-	-	-	-	-	-	-	-	-	-	-	-	-	-	-	-	-	-	-	-	-	-	-	-	-
151.2202	-23.804	4706	4706	0.3-0.5	17/02/2009	EB0902664		Stage 1a	-	-	-	-	3.93	-	-	785	-	-	15	-	-	1.5	-	0.02	-	-	-	-	<1	-	<10	<0.02	-	9.5	-	-	-	<0.02	-	-	1.26	-	<2	-	-
151.2202	-23.804	4706	4706	0.5-1	17/02/2009	ES0902353		Stage 1a	-	-	-	-	-	-	-	-	-	-	-	-	-	-	-	-	-	-	-	-	-	-	-	-	-	-	-	-	-	-	-	-	-	-	-	-
151.2202	-23.804	4706	4706	0.5-1	17/02/2009	ES0902454		Stage 1a	-	-	-	-	-	-	-	-	-	-	-	-	-	-	-	-	-	-	-	-	-	-	-	-	-	-	-	-	-	-	-	-	-	-	-	-
151.2202	-23.804	4706	4706	0.8-1	17/02/2009	EB0902664		Stage 1a	-	-	-	-	1.24	-	-	247	-	-	10	-	-	1.5	-	<0.02	-	-	-	-	<1	-	<10	<0.02	-	9.4	-	-	-	<0.02	-	-	0.4	-	<2	-	-
151.2202	-23.804	4706	4706	1.3-1.5	17/02/2009	EB0902664		Stage 1a	-	-	-	-	9.67	-	-	1930	-	-	<10	-	-	1.5	-	<0.02	-	-	-	-	<1	-	<10	<0.02	-	9.8	-	-	-	<0.02	-	-	3.1	-	<2	-	-
151.2202	-23.804	4706	4706	1.5-2	17/02/2009	ES0902353		Stage 1a	-	-	-	-	-	-	-	-	-	-	-	-	-	-	-	-	-	-	-	-	-	-	-	-	-	-	-	-	-	-	-	-	-	-	-	-
151.2202	-23.804	4706	4706	1.5-2	17/02/2009	ES0902454		Stage 1a	-	-	-	-	-	-	-	-	-	-	-	-	-	-	-	-	-	-	-	-	-	-	-	-	-	-	-	-	-	-	-	-	-	-	-	-
151.2202	-23.804	4706	4706	1.8-2	17/02/2009	EB0902664		Stage 1a	-	-	-	-	55.4	-	-	11100	-	-	<10	-	-	1.5	-	<0.02	-	-	-	-	<1	-	<10	<0.02	-	9.3	-	-	-	<0.02	-	-	17.7	-	<2	-	-
151.2202	-23.804	4706	4706	1-1.5	17/02/2009	ES0902454		Stage 1a	-	-	-	-	-	-	-	-	-	-	-	-	-	-	-	-	-	-	-	-	-	-	-	-	-	-	-	-	-	-	-	-	-	-	-	-
151.2202	-23.804	4706	4706	2.3-2.5	17/02/2009	EB0902664		Stage 1a	-	-	-	-	25.2	-	-	5030	-	-	<10	-	-	1.5	-	<0.02	-	-	-	-	<1	-	<10	<0.02	-	9.1	-	-	-	<0.02	-	-	8.06	-	<2	-	-
151.2202	-23.804	4706	4706	2-2.5	17/02/2009	ES0902454		Stage 1a	-	-	-	-	-	-	-	-	-	-	-	-	-	-	-	-	-	-	-	-	-	-	-	-	-	-	-	-	-	-	-	-	-	-	-	-
151.2202	-23.804	4706_0.1	4706	0.1	17/02/2009	Field Test		Stage 1a	8.01	1.89	6.12	-	-	-	-	-	-	-	-	-	-	-	-	-	-	-	-	-	-	-	-	-	-	-	-	-	-	-	-	-	-	-	-	-
151.2202	-23.804	4706_0.25	4706	0.25	17/02/2009	Field Test		Stage 1a	7.84	1.9	5.94	-	-	-	-	-	-	-	-	-	-	-	-	-	-	-	-	-	-	-	-	-	-	-	-	-	-	-	-	-	-	-	-	-
151.2202	-23.804	4706_0.5	4706	0.5	17/02/2009	Field Test		Stage 1a	7	1.39	5.61	-	-	-	-	-	-	-	-	-	-	-	-	-	-	-	-	-	-	-	-	-	-	-	-	-	-	-	-	-	-	-	-	-
151.2202	-23.804	4706_0.75	4706	0.75	17/02/2009	Field Test		Stage 1a	7.61	2.01	5.6	-	-	-	-	-	-	-	-	-	-	-	-	-	-	-	-	-	-	-	-	-	-	-	-	-	-	-	-	-	-	-	-	-
151.2202	-23.804	4706_1	4706	1	17/02/2009	Field Test		Stage 1a	7.85	2.01	5.84	-	-	-	-	-	-	-	-	-	-	-	-	-	-	-	-	-	-	-	-	-	-	-	-	-	-	-	-	-	-	-	-	-
151.2202	-23.804	4706_1.25	4706	1.25	17/02/2009	Field Test		Stage 1a	7.7	1.51	6.19	-	-	-	-	-	-	-	-	-	-	-	-	-	-	-	-	-	-	-	-	-	-	-	-	-	-	-	-	-	-	-	-	-
151.2202	-23.804	4706_1.5	4706	1.5	17/02/2009	Field Test		Stage 1a	7.8	1.5	6.3	-	-	-	-	-	-	-	-	-	-	-	-	-	-	-	-	-	-	-	-	-	-	-	-	-	-	-	-	-	-	-	-	-
151.2202	-23.804	4706_1.75	4706	1.75	17/02/2009	Field Test		Stage 1a	7.98	1.66	6.32	-	-	-	-	-	-	-	-	-	-	-	-	-	-	-	-	-	-	-	-	-	-	-	-	-	-	-	-	-	-	-	-	-
151.2202	-23.804	4706_2	4706	2	17/02/2009	Field Test		Stage 1a	8.19	1.76	6.43	-	-	-	-	-	-	-	-	-	-	-	-	-	-	-	-	-	-	-	-	-	-	-	-	-	-	-	-	-	-	-	-	-
151.2202	-23.804	4706_2.25	4706	2.25	17/02/2009	Field Test		Stage 1a	8.58	2.23	6.35	-	-	-	-	-	-	-	-	-	-	-	-	-	-	-	-	-	-	-	-	-	-	-	-	-	-	-	-	-	-	-	-	-
151.2202	-23.804	4706_2.5	4706	2.5	17/02/2009	Field Test		Stage 1a	8.35	2.06	6.29	-	-	-	-	-	-	-	-	-	-	-	-	-	-	-	-	-	-	-	-	-	-	-	-	-	-	-	-	-	-	-	-	-
151.2202	-23.8	4697	4697	0 - 0.1	5/03/2009	EB0903823		Stage 4	-	-	-	-	1.09	-	-	218	-	-	<10	-	-	1.5	-	<0.02	-	-	-	-	<1	-	<10	<0.02	-	9.4	-	-	-	<0.02	-	-	0.35	-	<2	-	-
151.2202	-23.8	4697	4697	0 - 0.5	5/03/2009	ES0903362		Stage 4	-	-	-	-	-	-	-	-	-	-	-	-	-	-	-	-	-	-	-	-	-	-	-	-	-	-	-	-	-	-	-	-	-	-	-	-
151.2202	-23.8	4697	4697	0 - 0.5	5/03/2009	ES0903492		Stage 4	-	-	-	-	-	-	-	-	-	-	-	-	-	-	-	-	-	-	-	-	-	-	-	-	-	-	-	-	-	-	-	-	-	-	-	-
151.2202	-23.8	4697	4697	0.3-0.5	5/03/2009	EB0903823		Stage 4	-	-	-	-	0.67	-	-	134	-	-	<10	-	-	1.5	-	<0.02	-	-	-	-	<1	-	<10	<0.02	-	9.4	-	-	-	<0.02	-	-	0.21	-	<2	-	-
151.2202	-23.8	4697	4697	0.5-1	5/03/2009	ES0903362		Stage 4	-	-	-	-	-	-	-	-	-	-	-	-	-	-	-	-	-	-	-	-	-	-	-	-	-	-	-	-	-	-	-	-	-	-	-	-
151.2202	-23.8	4697	4697	0.8-1	5/03/2009	EB0903823		Stage 4	-	-	-	-	0.4	-	-	79	-	-	<10	-	-	1.5	-	<0.02	-	-	-	-	<1	-	<10	<0.02	-	8	-	-	-	<0.02	-	-	0.13	-	<2	-	-
151.2202	-23.8	4697	4697	1.3-1.5	5/03/2009	EB0903823		Stage 4	-	-	-	-	0.82	-	-	163	-	-	<10	-	-	1.5	-	<0.02	-	-	-	-	<1	-	<10	<0.02	-	9.5	-	-	-	<0.02	-	-	0.26	-	<2	-	-
151.2202	-23.8	4697	4697	1.5-2	5/03/2009	ES0903362		Stage 4	-	-	-	-	-	-	-	-	-	-	-	-	-	-	-	-	-	-	-	-	-	-	-	-	-	-	-	-	-	-	-	-	-	-	-	-
151.2202	-23.8	4697	4697	1.8-2	5/03/2009	EB0903823		Stage 4	-	-	-	-	0.89	-	-	178	-	-	<10	-	-	1.5	-	<0.02	-	-	-	-	<1	-	<10	<0.02	-	9.6	-	-	-	<0.02	-	-	0.28	-	<2	-	-
151.2202	-23.8	4697	4697	1-1.5	5/03/2009	ES0903362		Stage 4	-	-	-	-	-	-	-	-	-	-	-	-	-	-	-	-	-	-	-	-	-	-	-	-	-	-	-	-	-	-	-	-	-	-	-	-
151.2202	-23.8	4697	4697	1-1.5	5/03/2009	ES0903492		Stage 4	-	-	-	-	-	-	-	-	-	-	-	-	-	-	-	-	-	-	-	-	-	-	-	-	-	-	-	-	-	-	-	-	-	-	-	-
151.2202	-23.8	4697	4697	2.3-2.5	5/03/2009	EB0903823		Stage 4	-	-	-	-	1.88	-	-	376	-	-	11	-	-	1.5	-	<0.02	-	-	-	-	<1	-	<10	<0.02	-	9.6	-	-	-	<0.02	-	-	0.6	-	<2	-	-
151.2202	-23.8	4697	4697	2.75-3.5	5/03/2009	ES0903362		Stage 4	-	-	-	-	-	-	-	-	-	-	-	-	-	-	-	-	-	-	-	-	-	-	-	-	-	-	-	-	-	-	-	-	-	-	-	-
151.2202	-23.8	4697	4697	2-2.75	5/03/2009	ES0903362		Stage 4	-	-	-	-	-	-	-	-	-	-	-	-	-	-	-	-	-	-	-	-	-	-	-	-	-	-	-	-	-	-	-	-	-	-	-	-
151.2202	-23.8	4697	4697	3.3-3.5	5/03/2009	EB0903823		Stage 4	-	-	-	-	1.54	-	-	307	-	-	11	-	-	1.5	-	<0.02	-	-	-	-	<1	-	<10	<0.02	-	9.7	-	-	-	<0.02	-	-	0.49	-	<2	-	-
151.2202	-23.8	4697	4697	3.5-5	5/03/2009	ES0903362		Stage 4	-	-	-	-	-	-	-	-	-	-	-	-	-	-	-	-	-	-	-	-	-	-	-	-	-	-	-	-	-	-	-	-	-	-	-	-
151.2202	-23.8	4697	4697	4.3-4.5	5/03/2009	EB0903823		Stage 4	-	-	-	-	23.1	-	-	4620	-	-	168	-	-	1.5	-	0.27	-	-	-	-	<1	-	<10	<0.02	-	9.4	-	-	-	<0.02	-	-	7.4	-	<2	-	-
151.2202	-23.8	4697	4697	4.8-5	5/03/2009	EB0903823		Stage 4	-	-	-	-	23	-	-	4600	-	-	160	-	-	1.5	-	0.26	-	-	-	-	<1	-	<10	<0.02	-	9.4	-	-	-	<0.02	-	-	7.37	-	<2	-	-
151.2202	-23.8	4697_0.1	4697	0.1	5/03/2009	Field Test		Stage 4	8.47	2.51	5.96	-	-	-	-	-	-	-	-	-	-	-	-	-	-	-	-	-	-	-	-	-	-	-	-	-	-	-	-	-	-	-	-	-
151.2202	-23.8	4697_0.25	4697	0.25	5/03/2009	Field Test		Stage 4	8.41	2.41	6	-	-	-	-	-	-	-	-	-	-	-	-	-	-	-	-	-	-	-	-	-	-	-	-	-	-	-	-	-	-	-	-	-
151.2202	-23.8	4697_0.5	4697	0.5	5/03/2009	Field Test		Stage 4	8.72	2.49	6.23	-	-	-	-	-	-	-	-	-	-	-	-	-	-	-	-	-	-	-	-	-	-	-	-	-	-	-	-	-	-	-	-	-

									ASS Field Test				ASS																														
									pH (F)	pH Change	pH OX	Reaction Rate	Acid Neutralising Capacity	Acid Reacted Calcium	Acid Reacted Magnesium	acidity - Acid Neutralising Capacity (19A2)	acidity - Acid Reacted Calcium	acidity - Acid Reacted Magnesium	acidity - Chromium Reducible Sulfur (a-22B)	acidity - Excess Acid Neutralising Capacity	acidity - Peroxide Oxidisable Sulfur	ANC Fineness Factor	Calcium in Peroxide	Chromium Reducible Sulfur	Excess Acid Neutralising Capacity	KCl Extractable Calcium	KCl Extractable Magnesium	KCl Extractable Sulfur	Liming Rate	Magnesium in Peroxide	Net Acidity (acidity units)	Net Acidity (sulfur units)	Peroxide Oxidisable Sulfur	pH KCl	sulfidic - Acid Reacted Calcium	sulfidic - Acid Reacted Magnesium	sulfidic - Excess Acid Neutralising Capacity	sulfidic - Titratable Actual Acidity	sulfidic - Titratable Peroxide Acidity	sulfidic - Titratable Sulfidic Acidity	sulfidic-Acid Neutral	Sulfur in Peroxide	Titratable Actual Acidity	Titratable Peroxide Acidity	Titratable Sulfidic Acidity
									pH Unit	pH Units	pH Unit	Units	m H+/t	%	%	mol h+/t	mole H+/t	mole H+/t	m H+/t	mole H+/t	mole H+/t	-	%	% S	%	%	%	%	%	kg CaCO3/t	%	mole H+/t	%S	%	pH Unit	% S	%S	%S	%S	%S	%S	%S	%	mole H+/t	mole H+/t	mole H+/t
EQL									0.1		0.1	1	0.01	0.02	0.02	10	10	10	10	10	10	0.5	0.02	0.02	0.02	0.02	0.02	0.02	1	0.02	10	0.02	0.02	0.1	0.01	0.02	0.02	0.02	0.02	0.02	0.01	0.02	2	2	2
National Assessment Guidelines for Dredging- Maximum																																											
National Assessment Guidelines for Dredging- Screening																																											
QASSIT 1998 (Field Screen)									5-14	1	5-14	2																															
QASSIT 1998 (Minimum)																															18	0.03											
x coord	y coord	Field ID	Core #	Depth (m)	Date Sample	SDG	GC Borelog Approved	Purpose																																			
151.2202	-23.8	4697_0.75	4697	0.75	5/03/2009	Field Test		Stage 4	7.84	2	5.84	-	-	-	-	-	-	-	-	-	-	-	-	-	-	-	-	-	-	-	-	-	-	-	-	-	-	-	-	-	-	-	-
151.2202	-23.8	4697_1	4697	1	5/03/2009	Field Test		Stage 4	7.96	2.05	5.91	-	-	-	-	-	-	-	-	-	-	-	-	-	-	-	-	-	-	-	-	-	-	-	-	-	-	-	-	-	-	-	-
151.2202	-23.8	4697_1.25	4697	1.25	5/03/2009	Field Test		Stage 4	8.3	1.89	6.41	-	-	-	-	-	-	-	-	-	-	-	-	-	-	-	-	-	-	-	-	-	-	-	-	-	-	-	-	-	-	-	-
151.2202	-23.8	4697_1.5	4697	1.5	5/03/2009	Field Test		Stage 4	7.88	1.97	5.91	-	-	-	-	-	-	-	-	-	-	-	-	-	-	-	-	-	-	-	-	-	-	-	-	-	-	-	-	-	-	-	-
151.2202	-23.8	4697_1.75	4697	1.75	5/03/2009	Field Test		Stage 4	7.61	1.47	6.14	-	-	-	-	-	-	-	-	-	-	-	-	-	-	-	-	-	-	-	-	-	-	-	-	-	-	-	-	-	-	-	-
151.2202	-23.8	4697_2	4697	2	5/03/2009	Field Test		Stage 4	7.39	1.52	5.87	-	-	-	-	-	-	-	-	-	-	-	-	-	-	-	-	-	-	-	-	-	-	-	-	-	-	-	-	-	-	-	-
151.2202	-23.8	4697_2.25	4697	2.25	5/03/2009	Field Test		Stage 4	7.34	1.43	5.91	-	-	-	-	-	-	-	-	-	-	-	-	-	-	-	-	-	-	-	-	-	-	-	-	-	-	-	-	-	-	-	-
151.2202	-23.8	4697_2.5	4697	2.5	5/03/2009	Field Test		Stage 4	7.23	1.32	5.91	-	-	-	-	-	-	-	-	-	-	-	-	-	-	-	-	-	-	-	-	-	-	-	-	-	-	-	-	-	-	-	-
151.2202	-23.8	4697_2.75	4697	2.75	5/03/2009	Field Test		Stage 4	7.32	1.2	6.12	-	-	-	-	-	-	-	-	-	-	-	-	-	-	-	-	-	-	-	-	-	-	-	-	-	-	-	-	-	-	-	-
151.2202	-23.8	4697_3	4697	3	5/03/2009	Field Test		Stage 4	7.55	1.56	5.99	-	-	-	-	-	-	-	-	-	-	-	-	-	-	-	-	-	-	-	-	-	-	-	-	-	-	-	-	-	-	-	-
151.2202	-23.8	4697_3.25	4697	3.25	5/03/2009	Field Test		Stage 4	7.72	1.76	5.96	-	-	-	-	-	-	-	-	-	-	-	-	-	-	-	-	-	-	-	-	-	-	-	-	-	-	-	-	-	-	-	-
151.2202	-23.8	4697_3.5	4697	3.5	5/03/2009	Field Test		Stage 4	8.71	2.44	6.27	-	-	-	-	-	-	-	-	-	-	-	-	-	-	-	-	-	-	-	-	-	-	-	-	-	-	-	-	-	-	-	-
151.2202	-23.8	4697_3.75	4697	3.75	5/03/2009	Field Test		Stage 4	8.55	2.11	6.44	-	-	-	-	-	-	-	-	-	-	-	-	-	-	-	-	-	-	-	-	-	-	-	-	-	-	-	-	-	-	-	-
151.2202	-23.8	4697_4	4697	4	5/03/2009	Field Test		Stage 4	8.64	2.86	5.78	1	-	-	-	-	-	-	-	-	-	-	-	-	-	-	-	-	-	-	-	-	-	-	-	-	-	-	-	-	-	-	-
151.2202	-23.8	4697_4.25	4697	4.25	5/03/2009	Field Test		Stage 4	8.52	2.18	6.34	-	-	-	-	-	-	-	-	-	-	-	-	-	-	-	-	-	-	-	-	-	-	-	-	-	-	-	-	-	-	-	-
151.2202	-23.8	4697_4.5	4697	4.5	5/03/2009	Field Test		Stage 4	8.42	2.09	6.33	-	-	-	-	-	-	-	-	-	-	-	-	-	-	-	-	-	-	-	-	-	-	-	-	-	-	-	-	-	-	-	-
151.2202	-23.8	4697_4.75	4697	4.75	5/03/2009	Field Test		Stage 4	8.41	2.07	6.34	-	-	-	-	-	-	-	-	-	-	-	-	-	-	-	-	-	-	-	-	-	-	-	-	-	-	-	-	-	-	-	-
151.2202	-23.8	4697_5	4697	5	5/03/2009	Field Test		Stage 4	8.5	2.11	6.39	-	-	-	-	-	-	-	-	-	-	-	-	-	-	-	-	-	-	-	-	-	-	-	-	-	-	-	-	-	-	-	-
151.2202	-23.8	D01_0503	4697	0 - 0.5	5/03/2009	ES0903362		Stage 4	-	-	-	-	-	-	-	-	-	-	-	-	-	-	-	-	-	-	-	-	-	-	-	-	-	-	-	-	-	-	-	-	-	-	-
151.2202	-23.8	D02_0503	4697	0.5-1	5/03/2009	ES0903362		Stage 4	-	-	-	-	-	-	-	-	-	-	-	-	-	-	-	-	-	-	-	-	-	-	-	-	-	-	-	-	-	-	-	-	-	-	-
151.2213	-23.8008	4575	4575	0 - 0.5	3/05/2009	ES0906525		Stage 4	-	-	-	-	-	-	-	-	-	-	-	-	-	-	-	-	-	-	-	-	-	-	-	-	-	-	-	-	-	-	-	-	-	-	-
151.2213	-23.8008	4575	4575	0 - 0.5	3/05/2009	ES0906569		Stage 4	-	-	-	-	-	-	-	-	-	-	-	-	-	-	-	-	-	-	-	-	-	-	-	-	-	-	-	-	-	-	-	-	-	-	-
151.2213	-23.8008	4575	4575	0.5-1	3/05/2009	ES0906525		Stage 4	-	-	-	-	-	-	-	-	-	-	-	-	-	-	-	-	-	-	-	-	-	-	-	-	-	-	-	-	-	-	-	-	-	-	-
151.2213	-23.8008	4575	4575	0.8-1	3/05/2009	EB0907169		Stage 4	-	-	-	-	1.12	-	-	224	-	-	<10	-	-	1.5	-	<0.02	-	-	-	-	<1	-	<10	<0.02	-	9.4	-	-	-	<0.02	-	-	0.36	-	<2	-	-
151.2213	-23.8008	4575	4575	1.5-2	3/05/2009	ES0906525		Stage 4	-	-	-	-	-	-	-	-	-	-	-	-	-	-	-	-	-	-	-	-	-	-	-	-	-	-	-	-	-	-	-	-	-	-	-
151.2213	-23.8008	4575	4575	1.8-2	3/05/2009	EB0907169		Stage 4	-	-	-	-	1.1	-	-	219	-	-	<10	-	-	1.5	-	<0.02	-	-	-	-	<1	-	<10	<0.02	-	8.9	-	-	-	<0.02	-	-	0.35	-	<2	-	-
151.2213	-23.8008	4575	4575	1-1.5	3/05/2009	ES0906525		Stage 4	-	-	-	-	-	-	-	-	-	-	-	-	-	-	-	-	-	-	-	-	-	-	-	-	-	-	-	-	-	-	-	-	-	-	-
151.2213	-23.8008	4575	4575	2.8-3	3/05/2009	EB0907169		Stage 4	-	-	-	-	0.69	-	-	138	-	-	<10	-	-	1.5	-	<0.02	-	-	-	-	<1	-	<10	<0.02	-	9.5	-	-	-	<0.02	-	-	0.22	-	<2	-	-
151.2213	-23.8008	4575	4575	2-2.5	3/05/2009	ES0906569		Stage 4	-	-	-	-	-	-	-	-	-	-	-	-	-	-	-	-	-	-	-	-	-	-	-	-	-	-	-	-	-	-	-	-	-	-	-
151.2213	-23.8008	4575	4575	2-3.7	3/05/2009	ES0906525		Stage 4	-	-	-	-	-	-	-	-	-	-	-	-	-	-	-	-	-	-	-	-	-	-	-	-	-	-	-	-	-	-	-	-	-	-	-
151.2213	-23.8008	4575	4575	3.5-3.7	3/05/2009	EB0907169		Stage 4	-	-	-	-	0.74	-	-	147	-	-	<10	-	-	1.5	-	<0.02	-	-	-	-	<1	-	<10	<0.02	-	7.4	-	-	-	<0.02	-	-	0.24	-	<2	-	-
151.2213	-23.8008	4575_0.1	4575	0.1	3/05/2009	Field Test		Stage 4	8.32	-0.25	8.57	4	-	-	-	-	-	-	-	-	-	-	-	-	-	-	-	-	-	-	-	-	-	-	-	-	-	-	-	-	-	-	-
151.2213	-23.8008	4575_0.25	4575	0.25	3/05/2009	Field Test		Stage 4	8.37	0.13	8.24	4	-	-	-	-	-	-	-	-	-	-	-	-	-	-	-	-	-	-	-	-	-	-	-	-	-	-	-	-	-	-	-
151.2213	-23.8008	4575_0.5	4575	0.5	3/05/2009	Field Test		Stage 4	8.32	-0.58	8.9	3	-	-	-	-	-	-	-	-	-	-	-	-	-	-	-	-	-	-	-	-	-	-	-	-	-	-	-	-	-	-	-
151.2213	-23.8008	4575_0.75	4575	0.75	3/05/2009	Field Test		Stage 4	8.25	-0.68	8.93	3	-	-	-	-	-	-	-	-	-	-	-	-	-	-	-	-	-	-	-	-	-	-	-	-	-	-	-	-	-	-	-
151.2213	-23.8008	4575_1	4575	1	3/05/2009	Field Test		Stage 4	8.34	-0.35	8.69	3	-	-	-	-	-	-	-	-	-	-	-	-	-	-	-	-	-	-	-	-	-	-	-	-	-	-	-	-	-	-	-
151.2213	-23.8008	4575_1.25	4575	1.25	3/05/2009	Field Test		Stage 4	8.3	-0.31	8.61	4	-	-	-	-	-	-	-	-	-	-	-	-	-	-	-	-	-	-	-	-	-	-	-	-	-	-	-	-	-	-	-
151.2213	-23.8008	4575_1.5	4575	1.5	3/05/2009	Field Test		Stage 4	7.88	1.63	6.25	-	-	-	-	-	-	-	-	-	-	-	-	-	-	-	-	-	-	-	-	-	-	-	-	-	-	-	-	-	-	-	-
151.2213	-23.8008	4575_1.75	4575	1.75	3/05/2009	Field Test		Stage 4	7.96	1.74	6.22	-	-	-	-	-	-	-	-	-	-	-	-	-	-	-	-	-	-	-	-	-	-	-	-	-	-	-	-	-	-	-	-
151.2213	-23.8008	4575_2	4575	2	3/05/2009	Field Test		Stage 4	7.97	2.09	5.88	-	-	-	-	-	-	-	-	-	-	-	-	-	-	-	-	-	-	-	-	-	-	-	-	-	-	-	-	-	-	-	-
151.2213	-23.8008	4575_2.25	4575	2.25	3/05/2009	Field Test		Stage 4	8.22	2.14	6.08	-	-	-	-	-	-	-	-	-	-	-	-	-	-	-	-	-	-	-	-	-	-	-	-	-	-	-	-	-	-	-	-
151.2213	-23.8008	4575_2.5	4575	2.5	3/05/2009	Field Test		Stage 4	8.24	2.06	6.18	-	-	-	-	-	-	-	-	-	-	-	-	-	-	-	-	-	-	-	-	-	-	-	-	-	-	-	-	-	-	-	-
151.2213	-23.8008	4575_2.75	4575	2.75	3/05/2009	Field Test		Stage 4	8.23	2.04	6.19	-	-	-	-	-	-	-	-	-	-	-	-	-	-	-	-	-	-	-	-	-	-	-	-	-	-	-	-	-	-	-	-
151.2213	-23.8008	4575_3	4575	3	3/05/2009	Field Test		Stage 4	8.1	2.08	6.02	-	-	-	-	-	-	-	-	-	-	-	-	-	-	-	-	-	-	-	-	-	-	-	-	-	-	-	-	-	-	-	-
151.2213	-23.8008	4575_3.25	4575	3.25	3/05/2009	Field Test		Stage 4	8.41	2.45	5.96	-	-	-	-	-	-	-	-	-	-	-	-	-	-	-	-	-	-	-	-	-	-	-	-	-	-	-	-	-	-	-	-
151.2213	-23.8008	4575_3.5	4575	3.5	3/05/2009	Field Test		Stage 4	8.44	2.6	5.84	-	-	-	-	-	-	-	-	-	-	-	-	-	-	-	-	-	-	-	-	-	-	-	-	-	-	-	-	-	-	-	-
151.2213	-23.8008	4575_3.7	4575	3.7	3/05/2009	Field Test		Stage 4	7.67	1.77	5.9	-	-	-	-	-	-	-	-	-	-	-	-	-	-	-	-	-	-	-	-	-	-	-	-	-	-	-	-	-	-	-	-
151.2237	-23.8054	4595 (0.5-	4595	0.5-1	4/02/2009	ES0901714		Stage 1a	-	-	-	-	-	-	-	-	-	-	-	-	-	-	-	-	-	-	-	-	-	-	-	-	-	-	-	-	-	-	-	-	-	-	-
151.2237	-23.8054	4595 (0.5-	4595	0.5-1	4/02/2009	ES0901725		Stage 1a	-	-	-	-	-	-	-	-	-	-	-	-	-	-	-	-	-	-	-	-	-	-	-	-	-	-	-	-	-	-	-	-	-	-	-
151.2237	-23.8054	4595 (0-0.5	4595	0 - 0.5	4/02/2009	ES0901714		Stage 1a	-	-	-	-	-	-	-	-	-	-	-	-	-	-	-	-	-	-	-	-	-	-	-	-	-	-	-	-	-	-	-	-	-	-	-
151.2237	-23.8054	4595 (0-0.5	4595	0 - 0.5	4/02/2009	ES0901725		Stage 1a	-	-	-	-	-	-	-	-	-	-	-	-	-	-	-	-	-	-	-	-	-	-	-	-	-	-	-	-	-	-	-	-	-	-	-
151.2237	-23.8054	4595 (1.0-	4595	1-1.25	4/02/2009	ES0901714		Stage 1a	-	-	-	-	-	-	-	-	-	-	-	-	-	-	-	-	-	-	-	-	-	-	-	-	-	-	-	-	-	-	-	-	-	-	-
151.2237	-23.8054	4595 (1.0-	4595	1-2	4/02/2009	ES0901725		Stage 1a	-	-	-	-	-	-	-	-	-	-	-	-	-	-	-	-	-	-	-	-	-	-	-	-	-	-	-	-	-	-	-	-	-	-	-
151.2237	-23.8054	4595 (1.25	4595	1.25-1.5	4/02/2009	ES0901714		Stage 1a	-	-	-	-	-	-	-	-	-	-	-	-	-	-	-	-	-	-	-	-	-	-	-	-	-	-	-	-	-	-	-	-	-	-	-
151.2237	-23.8054	4595 (1.5-	4595	1.5-2.2	4/02/2009	ES0901714		Stage 1a	-	-	-	-	-	-	-	-	-	-	-	-	-	-	-	-	-	-	-	-	-	-	-	-	-	-	-	-	-	-	-	-	-	-	-
151.2237	-23.8054	4595_0.1	4595	0.1-0.1	4/02/2009	Field Test		Stage 1a	8.05	1.49	6.56	1	-	-	-	-	-	-	-	-	-	-	-	-	-	-	-	-	-	-	-	-	-	-	-	-	-	-	-	-	-	-	-
151.2237	-23.8054	4595_0.25	4595	0.25-0.25	4/02/2009	Field Test		Stage 1a	8.52	2.08	6.44	1	-	-	-	-	-	-	-	-	-	-	-	-	-	-	-	-	-	-	-	-	-	-	-	-	-	-	-	-	-	-	-
151.2237	-23.8054	4595_0.5	4595	0.5-0.5	4/02/2009	Field Test		Stage 1a	8.66	2.1	6.56	1	-	-	-	-	-	-	-	-	-	-	-	-	-	-	-	-	-	-	-	-	-	-	-	-	-	-	-	-	-	-	-
151.2237	-23.8054	4595_0.75	4595	0.75-0.75	4/02/2009	Field Test		Stage 1a	8.38	1.93	6.45	1	-	-	-	-	-	-	-	-	-	-	-	-	-	-	-	-	-	-	-	-	-	-	-	-	-	-	-	-	-	-	-
151.2237	-23.8054	4595_1	4595	1-1	4/02/2009	Field Test		Stage 1a	8.75	6.75	2	3	-	-	-	-	-	-	-	-	-	-	-	-	-	-	-	-	-	-	-	-	-	-	-	-	-	-	-	-	-	-	-
151.2237	-23.8054	4595_1.25	4595	1.25-1.25	4/02/2009	Field Test		Stage 1a	8.14	1.67	6.47	1	-	-	-	-	-	-	-	-	-	-	-	-	-	-	-	-	-	-	-	-	-	-	-	-	-	-	-	-	-	-	-
151.2237	-23.8054	4595_1.5	4595	1.5-1.5	4/02/2009	Field Test		Stage 1a	8.61	2.25	6.36	1	-	-	-	-	-	-	-	-	-	-	-	-	-	-	-	-	-	-	-	-	-	-	-	-	-	-	-	-	-	-	-
151.2237	-23.8054	4595_1.75	4595	1.75-1.75	4/02/2009	Field Test		Stage 1a	8.22	2.04	6.18	1	-	-	-	-	-	-	-	-	-	-	-	-	-	-	-	-	-	-	-	-	-	-	-	-	-	-	-	-	-	-	-
151.2237	-23.8054	4595_2	4595	2-2	4/02/2009	Field Test		Stage 1a	7.83	2.23	5.6	1	-	-	-	-	-	-	-	-	-	-	-	-	-	-	-	-	-	-	-	-	-	-	-	-	-	-	-	-	-	-	-
151.2237	-23.8054	4595_2.25	4595	2.25-2.25	4/02/2009	Field Test		Stage 1a	7.22	1.46	5.76	1	-	-	-	-	-	-	-	-	-	-	-	-	-	-	-	-	-	-	-	-	-	-	-	-	-	-	-	-	-	-	-
151.2266	-23.8069	7038	7038	0 - 0.1	17/02/2009	EB0902789		Stage 1a	-	-	-	-	16.6	-	-	3320	-	-	31	-	-	1.5	-	0.05	-	-	-	-	<1	-	<10	<0.02	-	9.5	-	-	-	<0.02	-	-	5.32	-	<2	-	-
151.2266	-23.8069	7038	7038	0 - 0.5	17/02/2009	ES0902353		Stage 1a	-	-	-	-	-	-	-	-	-	-	-	-	-	-	-	-	-	-	-	-	-	-	-	-	-	-	-	-	-	-	-	-	-	-	-
151.2266	-23.8069	7038	7038	0 - 0.5	17/02/2009	ES0902355		Stage 1a	-	-	-	-	-	-	-	-	-	-	-	-	-	-	-	-	-	-	-	-	-	-	-	-	-	-	-	-	-	-	-	-	-	-	-
151.2266	-23.8069	7038	7038	0.3-0.5	17/02/2009	EB0902789		Stage 1a	-	-	-	-	8.04	-	-	1600	-	-	98	-	-	1.5	-	0.16	-	-	-	-	<1	-	<10	<0.02	-	9.3	-	-	-	<0.02	-	-	2.57	-	<2	-	-
151.2266	-23.8069	7038	7038	0.5-0.9	17/02/2009	ES0902355		Stage 1a	-	-	-	-	-	-	-	-	-	-	-	-	-	-	-	-	-	-	-	-	-	-	-	-	-	-	-	-	-	-	-	-	-	-	-
151.2266	-23.8069	7038	7038	0.8-1	17/02/2009	EB0902789		Stage 1a	-	-	-	-	5.27	-	-	1050	-	-	<10	-	-	1.5	-	<0.02	-	-	-	-	<1	-	<10	<0.02	-	9.2	-	-	-	<0.02	-	-	1.69	-	<2	-	-
151.2266	-23.8069	7038	7038	0.9-1.75	17/02/2009	ES0902355		Stage 1a	-	-	-	-	-	-	-	-	-	-	-	-	-	-	-	-	-	-	-	-	-	-	-	-	-	-	-	-	-	-	-	-	-	-	-
151.2266	-23.8069	7038	7038	1.3-1.5	17/02/2009	EB0902789		Stage 1a	-	-	-	-	3.1	-	-	618	-	-	15	-	-	1.5	-	0.02	-	-	-	-	<1	-	<10	<0.02	-	9.4	-	-	-	<0.02	-	-	0.99	-	<2	-	-
151.2266	-23.8069	7038	7038	1.5-2	17/02/2009	ES0902353		Stage 1a	-	-	-	-	-	-	-	-	-	-	-	-	-	-	-	-	-	-	-	-	-	-	-	-	-	-	-	-	-	-	-	-	-	-	-
151.2266	-23.8069	7038	7038	1.75-2.5	17/02/2009	ES0902355		Stage 1a	-	-	-	-	-	-	-	-	-	-	-	-	-	-	-	-	-	-	-	-	-	-	-	-	-	-	-	-	-	-	-	-	-	-	-
151.2266	-23.8069	7038	7038	1.8-2	17/02/2009	EB0902789		Stage 1a	-	-	-	-	1.42	-	-	284	-	-	<10	-	-	1.5	-	<0.02	-	-	-	-	<1	-	<10	<0.02	-	9.4	-	-	-	<0.02	-	-	0.46	-	<2	-	-
151.2266	-23.8069	7038	7038	2.3-2.5	17/02/2009	EB0902789		Stage 1a	-	-	-	-	0.16	-	-	33	-	-	<10	-	-	1.5	-	<0.02	-	-	-	-	<1	-	<10	<0.02	-	8.4	-	-	-	<0.02	-	-	0.05	-	<2	-	-
151.2266	-23.8069	7038	7038	2.5-3.5	17/02/2009	ES0902355		Stage 1a	-	-	-	-	-	-	-	-	-	-	-	-	-	-	-	-	-	-	-	-	-	-	-	-	-	-	-	-	-	-	-	-	-	-	-
151.2266	-23.8069	7038	7038	2.8-3	17/02/2009	EB0902789		Stage 1a	-	-	-	-	0.55	-	-	109	-	-	<10	-	-	1.5	-	<0.02	-	-	-	-	<1	-	<10	<0.02	-	8.6	-	-	-	<0.02	-	-	0.18	-	<2	-	-
151.2266	-23.8069	7038	7038	3.3-3.5	17/02/2009	EB0902789		Stage 1a	-	-	-	-	0.66	-	-	131	-	-	<10	-	-	1.5	-	<0.02	-	-	-	-	<1	-	<10	<0.02	-	7.3	-	-	-	<0.02	-	-	0.21	-	<2	-	-
151.2266	-23.8069	7038	7038	3.5-4.8	17/02/2009	ES0902355		Stage 1a	-	-	-	-	-	-	-	-	-	-	-	-	-	-	-	-	-	-	-	-	-	-	-	-	-	-	-	-	-	-	-	-	-	-	-
151.2266	-23.8069	7038	7038	3.8-4	17/02/2009	EB0902789		Stage 1a	-	-	-	-	0.63	-	-	126	-	-	<10	-	-	1.5	-	<0.02	-	-	-	-	<1	-	<10	<0.02	-	6.7	-	-	-	<0.02	-	-	0.2	-	<2	-	-
151.2266	-23.8069	7038	7038	3-3.5	17/02/2009	ES0902353		Stage 1a	-	-	-	-	-	-	-	-	-	-	-	-	-	-	-	-	-	-	-	-	-	-	-	-	-	-	-	-	-	-	-	-	-	-	-
151.2266	-23.8069	7038	7038	4.3-4.5	17/02/2009	EB0902789		Stage 1a	-	-	-	-	0.14	-	-	27	-	-	10	-	-	1.5	-	<0.02	-	-	-	-	<1	-	<10	<0.02	-	6.7	-	-	-	<0.02	-	-	0.04	-	<2	-	-
151.2266	-23.8069	7038	7038	4.5-5	17/02/2009	ES0902353		Stage 1a	-	-	-	-	-	-	-	-	-	-	-	-	-	-	-	-	-	-	-	-	-	-	-	-	-	-	-	-	-	-	-	-	-	-	-
151.2266	-23.8069	7038	7038	4.8-5	17/02/2009	EB0902789		Stage 1a	-	-	-	-	-	-	-	-	-	-	<10	-	-	1.5	-	<0.02	-	-	-	-	<1	-	<10	<0.02	-	6.5	-	-	-	<0.02	-	-	-	-	<2	-	-
151.2266	-23.8069	7038	7038	4.8-5.4	17/02/2009	ES0902355		Stage 1a	-	-	-	-	-	-	-	-	-	-	-	-	-	-	-	-	-	-	-	-	-	-	-	-	-	-	-	-	-	-	-	-	-	-	-
151.2266	-23.8069	7038	7038	5.2-5.4	17/02/2009	EB0902789		Stage 1a	-	-	-	-	-	-	-	-	-	-	<10	-	-	1.5	-	<0.02	-	-	-	-	<1	-	<10	<0.02	-	6.3	-	-	-	<0.02	-	-	-	-	<2	-	-
151.2266	-23.8069	7038_0.1	7038	0.1	17/02/2009	Field Test		Stage 1a	8.41	2.07	6.34	1	-	-	-	-	-	-	-	-	-	-	-	-	-	-	-	-	-	-	-	-	-	-	-	-	-	-	-	-	-	-	-
151.2266	-23.8069	7038_0.25	7038	0.25	17/02/2009	Field Test		Stage 1a	9.09	2.68	6.41	1	-	-	-	-	-	-	-	-	-	-	-	-	-	-	-	-	-	-	-	-	-	-	-	-	-	-	-	-	-	-	-
151.2266	-23.8069	7038_0.5	7038	0.5	17/02/2009	Field Test		Stage 1a	8.83	3.38	5.45	1	-	-	-	-	-	-	-	-	-	-	-	-	-	-	-	-	-	-	-	-	-	-	-	-	-	-	-	-	-	-	-
151.2266	-23.8069	7038_0.75	7038	0.75	17/02/2009	Field Test		Stage 1a	8.79	2.45	6.34	1	-	-	-	-	-	-	-	-	-	-	-	-	-	-	-	-	-	-	-	-	-	-	-	-	-	-	-	-	-	-	-
151.2266	-23.8069	7038_1	7038	1	17/02/2009	Field Test		Stage 1a	7.97	1.8	6.17	1	-	-	-	-	-	-	-	-	-	-	-	-	-	-	-	-	-	-	-	-	-	-	-	-	-	-	-	-	-	-	-
151.2266	-23.8069	7038_1.25	7038	1.25	17/02/2009	Field Test		Stage 1a	8	1.87	6.13	1	-	-	-	-	-	-	-	-	-	-	-	-	-	-	-	-	-	-	-	-	-	-	-	-	-	-	-	-	-	-	-
151.2266	-23.8069	7038_1.5	7038	1.5	17/02/2009	Field Test		Stage 1a	8.38	2.26	6.12	1	-	-	-	-	-	-	-	-	-	-	-	-	-	-	-	-	-	-	-	-	-	-	-	-	-	-	-	-	-	-	-
151.2266	-23.8069	7038_1.75	7038	1.75	17/02/2009	Field Test		Stage 1a	8.13	2.17	5.96	1	-	-	-	-	-	-	-	-	-	-	-	-	-	-	-	-	-	-	-	-	-	-	-	-	-	-	-	-	-	-	-
151.2266	-23.8069	7038_2	7038	2	17/02/2009	Field Test		Stage 1a	7.67	2.06	5.61	1	-	-	-	-	-	-	-	-	-	-	-	-	-	-	-	-	-	-	-	-	-	-	-	-	-	-	-	-	-	-	-
151.2266	-23.8069	7038_2.25	7038	2.25	17/02/2009	Field Test		Stage 1a	7.26	1.74	5.52	1	-	-	-	-	-	-	-	-	-	-	-	-	-	-	-	-	-	-	-	-	-	-	-	-	-	-	-	-	-	-	-

									ASS Field Test				ASS																														
									pH (F)	pH Change	pH OX	Reaction Rate	Acid Neutralising Capacity	Acid Reacted Calcium	Acid Reacted Magnesium	acidity - Acid Neutralising Capacity (19A2)	acidity - Acid Reacted Calcium	acidity - Acid Reacted Magnesium	acidity - Chromium Reducible Sulfur (a-22B)	acidity - Excess Acid Neutralising Capacity	acidity - Peroxide Oxidisable Sulfur	ANC Fineness Factor	Calcium in Peroxide	Chromium Reducible Sulfur	Excess Acid Neutralising Capacity	KCl Extractable Calcium	KCl Extractable Magnesium	KCl Extractable Sulfur	Liming Rate	Magnesium in Peroxide	Net Acidity (acidity units)	Net Acidity (sulfur units)	Peroxide Oxidisable Sulfur	pH KCl	sulfidic - Acid Reacted Calcium	sulfidic - Acid Reacted Magnesium	sulfidic - Excess Acid Neutralising Capacity	sulfidic - Titratable Actual Acidity	sulfidic - Titratable Peroxide Acidity	sulfidic - Titratable Sulfidic Acidity	sulfidic-Acid Neutral	Sulfur in Peroxide	Titratable Actual Acidity	Titratable Peroxide Acidity	Titratable Sulfidic Acidity
									pH Unit	pH Units	pH Unit	Units	m H+/t	%	%	mol h+/t	mole H+/t	mole H+/t	m H+/t	mole H+/t	mole H+/t	-	%	% S	%	%	%	%	kg CaCO3/t	%	mole H+/t	%S	%	pH Unit	% S	%S	%S	%S	%S	%S	%	mole H+/t	mole H+/t	mole H+/t
EQL									0.1		0.1	1	0.01	0.02	0.02	10	10	10	10	10	10	0.5	0.02	0.02	0.02	0.02	0.02	0.02	1	0.02	10	0.02	0.02	0.1	0.01	0.02	0.02	0.02	0.02	0.02	0.01	0.02	2	2	2
National Assessment Guidelines for Dredging- Maximum																																											
National Assessment Guidelines for Dredging- Screening																																											
QASSIT 1998 (Field Screen)									5-14	1	5-14	2																															
QASSIT 1998 (Minimum)																															18	0.03											
x coord	**y coord**	**Field ID**	**Core #**	**Depth (m)**	**Date Sample**	**SDG**	**GC Borelog Approved**	**Purpose**																																			
151.2266	-23.8069	7038_2.5	7038	2.5	17/02/2009	Field Test		Stage 1a	7.22	1.59	5.63	-	-	-	-	-	-	-	-	-	-	-	-	-	-	-	-	-	-	-	-	-	-	-	-	-	-	-	-	-	-	-	-
151.2266	-23.8069	7038_2.75	7038	2.75	17/02/2009	Field Test		Stage 1a	7.23	1.69	5.54	-	-	-	-	-	-	-	-	-	-	-	-	-	-	-	-	-	-	-	-	-	-	-	-	-	-	-	-	-	-	-	-
151.2266	-23.8069	7038_3	7038	3	17/02/2009	Field Test		Stage 1a	7.22	1.74	5.48	1	-	-	-	-	-	-	-	-	-	-	-	-	-	-	-	-	-	-	-	-	-	-	-	-	-	-	-	-	-	-	-
151.2266	-23.8069	7038_3.25	7038	3.25	17/02/2009	Field Test		Stage 1a	7.37	1.71	5.66	-	-	-	-	-	-	-	-	-	-	-	-	-	-	-	-	-	-	-	-	-	-	-	-	-	-	-	-	-	-	-	-
151.2266	-23.8069	7038_3.5	7038	3.5	17/02/2009	Field Test		Stage 1a	7.18	1.71	5.47	1	-	-	-	-	-	-	-	-	-	-	-	-	-	-	-	-	-	-	-	-	-	-	-	-	-	-	-	-	-	-	-
151.2266	-23.8069	7038_3.75	7038	3.75	17/02/2009	Field Test		Stage 1a	6.91	1.4	5.51	-	-	-	-	-	-	-	-	-	-	-	-	-	-	-	-	-	-	-	-	-	-	-	-	-	-	-	-	-	-	-	-
151.2266	-23.8069	7038_4	7038	4	17/02/2009	Field Test		Stage 1a	7.24	1.64	5.6	1	-	-	-	-	-	-	-	-	-	-	-	-	-	-	-	-	-	-	-	-	-	-	-	-	-	-	-	-	-	-	-
151.2266	-23.8069	7038_4.25	7038	4.25	17/02/2009	Field Test		Stage 1a	7.56	1.89	5.67	1	-	-	-	-	-	-	-	-	-	-	-	-	-	-	-	-	-	-	-	-	-	-	-	-	-	-	-	-	-	-	-
151.2266	-23.8069	7038_4.5	7038	4.5	17/02/2009	Field Test		Stage 1a	7.17	1.72	5.45	-	-	-	-	-	-	-	-	-	-	-	-	-	-	-	-	-	-	-	-	-	-	-	-	-	-	-	-	-	-	-	-
151.2266	-23.8069	7038_4.75	7038	4.75	17/02/2009	Field Test		Stage 1a	7.04	1.5	5.54	-	-	-	-	-	-	-	-	-	-	-	-	-	-	-	-	-	-	-	-	-	-	-	-	-	-	-	-	-	-	-	-
151.2266	-23.8069	7038_5	7038	5	17/02/2009	Field Test		Stage 1a	7.1	1.58	5.52	-	-	-	-	-	-	-	-	-	-	-	-	-	-	-	-	-	-	-	-	-	-	-	-	-	-	-	-	-	-	-	-
151.2266	-23.8069	7038_5.25	7038	5.25	17/02/2009	Field Test		Stage 1a	7.26	1.61	5.65	1	-	-	-	-	-	-	-	-	-	-	-	-	-	-	-	-	-	-	-	-	-	-	-	-	-	-	-	-	-	-	-
151.2266	-23.8069	7038_5.5	7038	5.5	17/02/2009	Field Test		Stage 1a	7.17	1.61	5.56	-	-	-	-	-	-	-	-	-	-	-	-	-	-	-	-	-	-	-	-	-	-	-	-	-	-	-	-	-	-	-	-
151.2375	-23.8101	6803	6803	0 - 0.1	18/02/2009	EB0902973		Stage 1a	-	-	-	-	-	-	-	-	-	-	10	-	-	1.5	-	<0.02	-	-	-	-	<1	-	13	0.02	-	6.3	-	-	-	<0.02	-	-	-	-	2	-	-
151.2375	-23.8101	6803	6803	0 - 0.5	18/02/2009	ES0902454		Stage 1a	-	-	-	-	-	-	-	-	-	-	-	-	-	-	-	-	-	-	-	-	-	-	-	-	-	-	-	-	-	-	-	-	-	-	-
151.2375	-23.8101	6803	6803	0 - 0.5	18/02/2009	ES0902598		Stage 1a	-	-	-	-	-	-	-	-	-	-	-	-	-	-	-	-	-	-	-	-	-	-	-	-	-	-	-	-	-	-	-	-	-	-	-
151.2375	-23.8101	6803	6803	0.3-0.5	18/02/2009	EB0902973		Stage 1a	-	-	-	-	2.54	-	-	507	-	-	10	-	-	1.5	-	<0.02	-	-	-	-	<1	-	<10	<0.02	-	6.7	-	-	-	<0.02	-	-	0.81	-	<2	-	-
151.2375	-23.8101	6803	6803	0.5-1	18/02/2009	ES0902454		Stage 1a	-	-	-	-	-	-	-	-	-	-	-	-	-	-	-	-	-	-	-	-	-	-	-	-	-	-	-	-	-	-	-	-	-	-	-
151.2375	-23.8101	6803	6803	0.5-1	18/02/2009	ES0902598		Stage 1a	-	-	-	-	-	-	-	-	-	-	-	-	-	-	-	-	-	-	-	-	-	-	-	-	-	-	-	-	-	-	-	-	-	-	-
151.2375	-23.8101	6803	6803	0.8-1	18/02/2009	EB0902973		Stage 1a	-	-	-	-	2.71	-	-	541	-	-	13	-	-	1.5	-	0.02	-	-	-	-	<1	-	<10	<0.02	-	6.5	-	-	-	<0.02	-	-	0.87	-	<2	-	-
151.2375	-23.8101	6803_0.1	6803	0.1	18/02/2009	Field Test		Stage 1a	7.51	1.9	5.61	-	-	-	-	-	-	-	-	-	-	-	-	-	-	-	-	-	-	-	-	-	-	-	-	-	-	-	-	-	-	-	-
151.2375	-23.8101	6803_0.25	6803	0.25	18/02/2009	Field Test		Stage 1a	7.32	1.75	5.57	1	-	-	-	-	-	-	-	-	-	-	-	-	-	-	-	-	-	-	-	-	-	-	-	-	-	-	-	-	-	-	-
151.2375	-23.8101	6803_0.5	6803	0.5	18/02/2009	Field Test		Stage 1a	7.23	1.73	5.5	-	-	-	-	-	-	-	-	-	-	-	-	-	-	-	-	-	-	-	-	-	-	-	-	-	-	-	-	-	-	-	-
151.2375	-23.8101	6803_0.75	6803	0.75	18/02/2009	Field Test		Stage 1a	7.12	1.78	5.34	-	-	-	-	-	-	-	-	-	-	-	-	-	-	-	-	-	-	-	-	-	-	-	-	-	-	-	-	-	-	-	-
151.2375	-23.8101	6803_1	6803	1	18/02/2009	Field Test		Stage 1a	7.07	1.56	5.51	-	-	-	-	-	-	-	-	-	-	-	-	-	-	-	-	-	-	-	-	-	-	-	-	-	-	-	-	-	-	-	-
151.2397	-23.8105	6721A	6721	0 - 0.1	18/02/2009	EB0902973		Stage 1a	-	-	-	-	11.4	-	-	2270	-	-	26	-	-	1.5	-	0.04	-	-	-	-	<1	-	<10	<0.02	-	9.4	-	-	-	<0.02	-	-	3.64	-	<2	-	-
151.2397	-23.8105	6721A	6721	0 - 0.5	18/02/2009	ES0902454		Stage 1a	-	-	-	-	-	-	-	-	-	-	-	-	-	-	-	-	-	-	-	-	-	-	-	-	-	-	-	-	-	-	-	-	-	-	-
151.2397	-23.8105	6721A	6721	0 - 0.5	18/02/2009	ES0902598		Stage 1a	-	-	-	-	-	-	-	-	-	-	-	-	-	-	-	-	-	-	-	-	-	-	-	-	-	-	-	-	-	-	-	-	-	-	-
151.2397	-23.8105	6721A	6721	0.3-0.5	18/02/2009	EB0902973		Stage 1a	-	-	-	-	2.88	-	-	576	-	-	<10	-	-	1.5	-	<0.02	-	-	-	-	<1	-	<10	<0.02	-	7.3	-	-	-	<0.02	-	-	0.92	-	<2	-	-
151.2397	-23.8105	6721A	6721	0.5-1	18/02/2009	ES0902454		Stage 1a	-	-	-	-	-	-	-	-	-	-	-	-	-	-	-	-	-	-	-	-	-	-	-	-	-	-	-	-	-	-	-	-	-	-	-
151.2397	-23.8105	6721A	6721	0.8-1	18/02/2009	EB0902973		Stage 1a	-	-	-	-	2.68	-	-	536	-	-	10	-	-	1.5	-	<0.02	-	-	-	-	<1	-	<10	<0.02	-	7	-	-	-	<0.02	-	-	0.86	-	<2	-	-
151.2397	-23.8105	6721A	6721	1.3-1.5	18/02/2009	EB0902973		Stage 1a	-	-	-	-	2.88	-	-	576	-	-	13	-	-	1.5	-	0.02	-	-	-	-	<1	-	<10	<0.02	-	6.5	-	-	-	<0.02	-	-	0.92	-	<2	-	-
151.2397	-23.8105	6721A	6721	1.5-1.8	18/02/2009	ES0902454		Stage 1a	-	-	-	-	-	-	-	-	-	-	-	-	-	-	-	-	-	-	-	-	-	-	-	-	-	-	-	-	-	-	-	-	-	-	-
151.2397	-23.8105	6721A	6721	1-1.5	18/02/2009	ES0902454		Stage 1a	-	-	-	-	-	-	-	-	-	-	-	-	-	-	-	-	-	-	-	-	-	-	-	-	-	-	-	-	-	-	-	-	-	-	-
151.2397	-23.8105	6721A	6721	1-1.5	18/02/2009	ES0902598		Stage 1a	-	-	-	-	-	-	-	-	-	-	-	-	-	-	-	-	-	-	-	-	-	-	-	-	-	-	-	-	-	-	-	-	-	-	-
151.2397	-23.8105	6721A_0.1	6721	0.1	18/02/2009	Field Test		Stage 1a	8.77	2.82	5.95	1	-	-	-	-	-	-	-	-	-	-	-	-	-	-	-	-	-	-	-	-	-	-	-	-	-	-	-	-	-	-	-
151.2397	-23.8105	6721A_0.2	6721	0.25	18/02/2009	Field Test		Stage 1a	7.49	1.9	5.59	-	-	-	-	-	-	-	-	-	-	-	-	-	-	-	-	-	-	-	-	-	-	-	-	-	-	-	-	-	-	-	-
151.2397	-23.8105	6721A_0.5	6721	0.5	18/02/2009	Field Test		Stage 1a	7.1	1.25	5.85	1	-	-	-	-	-	-	-	-	-	-	-	-	-	-	-	-	-	-	-	-	-	-	-	-	-	-	-	-	-	-	-
151.2397	-23.8105	6721A_0.7	6721	0.75	18/02/2009	Field Test		Stage 1a	7.25	1.51	5.74	-	-	-	-	-	-	-	-	-	-	-	-	-	-	-	-	-	-	-	-	-	-	-	-	-	-	-	-	-	-	-	-
151.2397	-23.8105	6721A_1	6721	1	18/02/2009	Field Test		Stage 1a	7.25	1.34	5.91	-	-	-	-	-	-	-	-	-	-	-	-	-	-	-	-	-	-	-	-	-	-	-	-	-	-	-	-	-	-	-	-
151.2397	-23.8105	6721A_1.2	6721	1.25	18/02/2009	Field Test		Stage 1a	7.21	1.29	5.92	-	-	-	-	-	-	-	-	-	-	-	-	-	-	-	-	-	-	-	-	-	-	-	-	-	-	-	-	-	-	-	-
151.2397	-23.8105	6721A_1.5	6721	1.5	18/02/2009	Field Test		Stage 1a	7.24	1.49	5.75	-	-	-	-	-	-	-	-	-	-	-	-	-	-	-	-	-	-	-	-	-	-	-	-	-	-	-	-	-	-	-	-
151.2397	-23.8105	6721A_1.7	6721	1.75	18/02/2009	Field Test		Stage 1a	7.22	1.6	5.62	-	-	-	-	-	-	-	-	-	-	-	-	-	-	-	-	-	-	-	-	-	-	-	-	-	-	-	-	-	-	-	-
151.2397	-23.8105	6721B	6721	0 - 0.1	18/02/2009	EB0902973		Stage 1a	-	-	-	-	2.61	-	-	522	-	-	13	-	-	1.5	-	0.02	-	-	-	-	<1	-	<10	<0.02	-	9.5	-	-	-	<0.02	-	-	0.84	-	<2	-	-
151.2397	-23.8105	6721B	6721	0 - 0.5	18/02/2009	ES0902454		Stage 1a	-	-	-	-	-	-	-	-	-	-	-	-	-	-	-	-	-	-	-	-	-	-	-	-	-	-	-	-	-	-	-	-	-	-	-
151.2397	-23.8105	6721B	6721	0 - 0.5	18/02/2009	ES0902598		Stage 1a	-	-	-	-	-	-	-	-	-	-	-	-	-	-	-	-	-	-	-	-	-	-	-	-	-	-	-	-	-	-	-	-	-	-	-
151.2397	-23.8105	6721B	6721	0.3-0.5	18/02/2009	EB0902973		Stage 1a	-	-	-	-	2.49	-	-	497	-	-	13	-	-	1.5	-	0.02	-	-	-	-	<1	-	<10	<0.02	-	9	-	-	-	<0.02	-	-	0.8	-	<2	-	-
151.2397	-23.8105	6721B	6721	0.5-1	18/02/2009	ES0902454		Stage 1a	-	-	-	-	-	-	-	-	-	-	-	-	-	-	-	-	-	-	-	-	-	-	-	-	-	-	-	-	-	-	-	-	-	-	-
151.2397	-23.8105	6721B	6721	0.8-1	18/02/2009	EB0902973		Stage 1a	-	-	-	-	2.66	-	-	532	-	-	13	-	-	1.5	-	0.02	-	-	-	-	<1	-	<10	<0.02	-	9.3	-	-	-	<0.02	-	-	0.85	-	<2	-	-
151.2397	-23.8105	6721B	6721	1.25-1.7	18/02/2009	ES0902454		Stage 1a	-	-	-	-	-	-	-	-	-	-	-	-	-	-	-	-	-	-	-	-	-	-	-	-	-	-	-	-	-	-	-	-	-	-	-
151.2397	-23.8105	6721B	6721	1.3-1.5	18/02/2009	EB0902973		Stage 1a	-	-	-	-	-	-	-	-	-	-	<10	-	-	1.5	-	<0.02	-	-	-	-	<1	-	<10	<0.02	-	6.4	-	-	-	<0.02	-	-	-	-	<2	-	-
151.2397	-23.8105	6721B	6721	1.7-2.65	18/02/2009	ES0902454		Stage 1a	-	-	-	-	-	-	-	-	-	-	-	-	-	-	-	-	-	-	-	-	-	-	-	-	-	-	-	-	-	-	-	-	-	-	-
151.2397	-23.8105	6721B	6721	1.8-2	18/02/2009	EB0902973		Stage 1a	-	-	-	-	2.61	-	-	522	-	-	<10	-	-	1.5	-	<0.02	-	-	-	-	<1	-	<10	<0.02	-	8.4	-	-	-	<0.02	-	-	0.84	-	<2	-	-
151.2397	-23.8105	6721B	6721	1-1.25	18/02/2009	ES0902454		Stage 1a	-	-	-	-	-	-	-	-	-	-	-	-	-	-	-	-	-	-	-	-	-	-	-	-	-	-	-	-	-	-	-	-	-	-	-
151.2397	-23.8105	6721B	6721	1-1.25	18/02/2009	ES0902598		Stage 1a	-	-	-	-	-	-	-	-	-	-	-	-	-	-	-	-	-	-	-	-	-	-	-	-	-	-	-	-	-	-	-	-	-	-	-
151.2397	-23.8105	6721B	6721	2.3-2.5	18/02/2009	EB0902973		Stage 1a	-	-	-	-	2.22	-	-	443	-	-	<10	-	-	1.5	-	<0.02	-	-	-	-	<1	-	<10	<0.02	-	7.6	-	-	-	<0.02	-	-	0.71	-	<2	-	-
151.2397	-23.8105	6721B	6721	2.5-3	18/02/2009	ES0902598		Stage 1a	-	-	-	-	-	-	-	-	-	-	-	-	-	-	-	-	-	-	-	-	-	-	-	-	-	-	-	-	-	-	-	-	-	-	-
151.2397	-23.8105	6721B	6721	2.65-3.1	18/02/2009	ES0902454		Stage 1a	-	-	-	-	-	-	-	-	-	-	-	-	-	-	-	-	-	-	-	-	-	-	-	-	-	-	-	-	-	-	-	-	-	-	-
151.2397	-23.8105	6721B	6721	2.8-3	18/02/2009	EB0902973		Stage 1a	-	-	-	-	2.76	-	-	551	-	-	<10	-	-	1.5	-	<0.02	-	-	-	-	<1	-	<10	<0.02	-	8.4	-	-	-	<0.02	-	-	0.88	-	<2	-	-
151.2397	-23.8105	6721B	6721	3.1-3.7	18/02/2009	ES0902454		Stage 1a	-	-	-	-	-	-	-	-	-	-	-	-	-	-	-	-	-	-	-	-	-	-	-	-	-	-	-	-	-	-	-	-	-	-	-
151.2397	-23.8105	6721B	6721	3.3-3.5	18/02/2009	EB0902973		Stage 1a	-	-	-	-	3.1	-	-	620	-	-	<10	-	-	1.5	-	<0.02	-	-	-	-	<1	-	<10	<0.02	-	8.6	-	-	-	<0.02	-	-	0.99	-	<2	-	-
151.2397	-23.8105	6721B_0.1	6721	0.1	18/02/2009	Field Test		Stage 1a	7.66	2.18	5.48	-	-	-	-	-	-	-	-	-	-	-	-	-	-	-	-	-	-	-	-	-	-	-	-	-	-	-	-	-	-	-	-
151.2397	-23.8105	6721B_0.2	6721	0.25	18/02/2009	Field Test		Stage 1a	7.26	1.47	5.79	-	-	-	-	-	-	-	-	-	-	-	-	-	-	-	-	-	-	-	-	-	-	-	-	-	-	-	-	-	-	-	-
151.2397	-23.8105	6721B_0.5	6721	0.5	18/02/2009	Field Test		Stage 1a	7.5	2.2	5.3	-	-	-	-	-	-	-	-	-	-	-	-	-	-	-	-	-	-	-	-	-	-	-	-	-	-	-	-	-	-	-	-
151.2397	-23.8105	6721B_0.7	6721	0.75	18/02/2009	Field Test		Stage 1a	7.14	1.88	5.26	-	-	-	-	-	-	-	-	-	-	-	-	-	-	-	-	-	-	-	-	-	-	-	-	-	-	-	-	-	-	-	-
151.2397	-23.8105	6721B_1	6721	1	18/02/2009	Field Test		Stage 1a	7.06	1.76	5.3	-	-	-	-	-	-	-	-	-	-	-	-	-	-	-	-	-	-	-	-	-	-	-	-	-	-	-	-	-	-	-	-
151.2397	-23.8105	6721B_1.2	6721	1.25	18/02/2009	Field Test		Stage 1a	7.32	1.71	5.61	-	-	-	-	-	-	-	-	-	-	-	-	-	-	-	-	-	-	-	-	-	-	-	-	-	-	-	-	-	-	-	-
151.2397	-23.8105	6721B_1.5	6721	1.5	18/02/2009	Field Test		Stage 1a	7.19	1.95	5.24	-	-	-	-	-	-	-	-	-	-	-	-	-	-	-	-	-	-	-	-	-	-	-	-	-	-	-	-	-	-	-	-
151.2397	-23.8105	6721B_1.7	6721	1.75	18/02/2009	Field Test		Stage 1a	7.79	2.34	5.45	-	-	-	-	-	-	-	-	-	-	-	-	-	-	-	-	-	-	-	-	-	-	-	-	-	-	-	-	-	-	-	-
151.2397	-23.8105	6721B_2	6721	2	18/02/2009	Field Test		Stage 1a	7.54	2.12	5.42	-	-	-	-	-	-	-	-	-	-	-	-	-	-	-	-	-	-	-	-	-	-	-	-	-	-	-	-	-	-	-	-
151.2397	-23.8105	6721B_2.2	6721	2.25	18/02/2009	Field Test		Stage 1a	7.7	2.37	5.33	-	-	-	-	-	-	-	-	-	-	-	-	-	-	-	-	-	-	-	-	-	-	-	-	-	-	-	-	-	-	-	-
151.2397	-23.8105	6721B_2.5	6721	2.5	18/02/2009	Field Test		Stage 1a	7.59	2.07	5.52	-	-	-	-	-	-	-	-	-	-	-	-	-	-	-	-	-	-	-	-	-	-	-	-	-	-	-	-	-	-	-	-
151.2397	-23.8105	6721B_2.7	6721	2.75	18/02/2009	Field Test		Stage 1a	7.8	1.5	6.3	-	-	-	-	-	-	-	-	-	-	-	-	-	-	-	-	-	-	-	-	-	-	-	-	-	-	-	-	-	-	-	-
151.2397	-23.8105	6721B_3	6721	3	18/02/2009	Field Test		Stage 1a	8	3.06	4.94	-	-	-	-	-	-	-	-	-	-	-	-	-	-	-	-	-	-	-	-	-	-	-	-	-	-	-	-	-	-	-	-
151.2397	-23.8105	6721B_3.2	6721	3.25	18/02/2009	Field Test		Stage 1a	8.96	3.02	5.94	-	-	-	-	-	-	-	-	-	-	-	-	-	-	-	-	-	-	-	-	-	-	-	-	-	-	-	-	-	-	-	-
151.2397	-23.8105	6721B_3.5	6721	3.5	18/02/2009	Field Test		Stage 1a	8.72	2.44	6.28	-	-	-	-	-	-	-	-	-	-	-	-	-	-	-	-	-	-	-	-	-	-	-	-	-	-	-	-	-	-	-	-
151.2417	-23.8133	6651	6651	0 - 0.1	18/02/2009	EB0902973		Stage 1a	-	-	-	-	3.77	-	-	753	-	-	10	-	-	1.5	-	<0.02	-	-	-	-	<1	-	<10	<0.02	-	6.7	-	-	-	<0.02	-	-	1.21	-	<2	-	-
151.2417	-23.8133	6651	6651	0 - 0.2	18/02/2009	ES0902454		Stage 1a	-	-	-	-	-	-	-	-	-	-	-	-	-	-	-	-	-	-	-	-	-	-	-	-	-	-	-	-	-	-	-	-	-	-	-
151.2417	-23.8133	6651	6651	0 - 0.5	18/02/2009	ES0902598		Stage 1a	-	-	-	-	-	-	-	-	-	-	-	-	-	-	-	-	-	-	-	-	-	-	-	-	-	-	-	-	-	-	-	-	-	-	-
151.2417	-23.8133	6651	6651	0.2-0.5	18/02/2009	ES0902454		Stage 1a	-	-	-	-	-	-	-	-	-	-	-	-	-	-	-	-	-	-	-	-	-	-	-	-	-	-	-	-	-	-	-	-	-	-	-
151.2417	-23.8133	6651	6651	0.3-0.5	18/02/2009	EB0902973		Stage 1a	-	-	-	-	2.51	-	-	502	-	-	10	-	-	1.5	-	<0.02	-	-	-	-	<1	-	<10	<0.02	-	6.5	-	-	-	<0.02	-	-	0.8	-	<2	-	-
151.2417	-23.8133	6651	6651	0.5-1	18/02/2009	ES0902454		Stage 1a	-	-	-	-	-	-	-	-	-	-	-	-	-	-	-	-	-	-	-	-	-	-	-	-	-	-	-	-	-	-	-	-	-	-	-
151.2417	-23.8133	6651	6651	0.8-1	18/02/2009	EB0902973		Stage 1a	-	-	-	-	2.46	-	-	492	-	-	<10	-	-	1.5	-	<0.02	-	-	-	-	<1	-	<10	<0.02	-	6.6	-	-	-	<0.02	-	-	0.79	-	<2	-	-
151.2417	-23.8133	6651	6651	1.2-1.4	18/02/2009	EB0902973		Stage 1a	-	-	-	-	2.73	-	-	546	-	-	10	-	-	1.5	-	<0.02	-	-	-	-	<1	-	<10	<0.02	-	6.8	-	-	-	<0.02	-	-	0.88	-	<2	-	-
151.2417	-23.8133	6651	6651	1-1.4	18/02/2009	ES0902454		Stage 1a	-	-	-	-	-	-	-	-	-	-	-	-	-	-	-	-	-	-	-	-	-	-	-	-	-	-	-	-	-	-	-	-	-	-	-
151.2417	-23.8133	6651	6651	1-1.4	18/02/2009	ES0902598		Stage 1a	-	-	-	-	-	-	-	-	-	-	-	-	-	-	-	-	-	-	-	-	-	-	-	-	-	-	-	-	-	-	-	-	-	-	-
151.2417	-23.8133	6651_0.1	6651	0.1	18/02/2009	Field Test		Stage 1a	7.36	1.68	5.68	1	-	-	-	-	-	-	-	-	-	-	-	-	-	-	-	-	-	-	-	-	-	-	-	-	-	-	-	-	-	-	-
151.2417	-23.8133	6651_0.25	6651	0.25	18/02/2009	Field Test		Stage 1a	7.71	-0.98	8.69	4	-	-	-	-	-	-	-	-	-	-	-	-	-	-	-	-	-	-	-	-	-	-	-	-	-	-	-	-	-	-	-
151.2417	-23.8133	6651_0.5	6651	0.5	18/02/2009	Field Test		Stage 1a	7.5	2.03	5.47	1	-	-	-	-	-	-	-	-	-	-	-	-	-	-	-	-	-	-	-	-	-	-	-	-	-	-	-	-	-	-	-
151.2417	-23.8133	6651_0.75	6651	0.75	18/02/2009	Field Test		Stage 1a	6.89	1.61	5.28	1	-	-	-	-	-	-	-	-	-	-	-	-	-	-	-	-	-	-	-	-	-	-	-	-	-	-	-	-	-	-	-
151.2417	-23.8133	6651_1	6651	1	18/02/2009	Field Test		Stage 1a	6.98	1.6	5.38	1	-	-	-	-	-	-	-	-	-	-	-	-	-	-	-	-	-	-	-	-	-	-	-	-	-	-	-	-	-	-	-
151.2417	-23.8133	6651_1.25	6651	1.25	18/02/2009	Field Test		Stage 1a	7.2	1.58	5.62	1	-	-	-	-	-	-	-	-	-	-	-	-	-	-	-	-	-	-	-	-	-	-	-	-	-	-	-	-	-	-	-
151.2418	-23.8151	6655	6655	0 - 0.1	2/03/2009	EB0903558		Stage 1a	-	-	-	-	1.07	-	-	214	-	-	20	-	-	1.5	-	0.03	-	-	-	-	<1	-	<10	<0.02	-	9.2	-	-	-	<0.02	-	-	0.34	-	<2	-	-
151.2418	-23.8151	6655	6655	0 - 0.5	2/03/2009	ES0903119		Stage 1a	-	-	-	-	-	-	-	-	-	-	-	-	-	-	-	-	-	-	-	-	-	-	-	-	-	-	-	-	-	-	-	-	-	-	-
151.2418	-23.8151	6655	6655	0 - 0.5	2/03/2009	ES0903492		Stage 1a	-	-	-	-	-	-	-	-	-	-	-	-	-	-	-	-	-	-	-	-	-	-	-	-	-	-	-	-	-	-	-	-	-	-	-
151.2418	-23.8151	6655	6655	0.3-0.5	2/03/2009	EB0903558		Stage 1a	-	-	-	-	1.77	-	-	355	-	-	12	-	-	1.5	-	0.02	-	-	-	-	<1	-	<10	<0.02	-	9.5	-	-	-	<0.02	-	-	0.57	-	<2	-	-
151.2418	-23.8151	6655	6655	0.5-1	2/03/2009	ES0903119		Stage 1a	-	-	-	-	-	-	-	-	-	-	-	-	-	-	-	-	-	-	-	-	-	-	-	-	-	-	-	-	-	-	-	-	-	-	-
151.2418	-23.8151	6655	6655	0.8-1	2/03/2009	EB0903558		Stage 1a	-	-	-	-	3.76	-	-	751	-	-	<10	-	-	1.5	-	<0.02	-	-	-	-	<1	-	<10	<0.02	-	9.4	-	-	-	<0.02	-	-	1.2	-	<2	-	-

									ASS Field Test				ASS																																
									pH (F)	pH Change	pH OX	Reaction Rate	Acid Neutralising Capacity	Acid Reacted Calcium	Acid Reacted Magnesium	acidity - Acid Neutralising Capacity (19A2)	acidity - Acid Reacted Calcium	acidity - Acid Reacted Magnesium	acidity - Chromium Reducible Sulfur (a-22B)	acidity - Excess Acid Neutralising Capacity	acidity - Peroxide Oxidisable Sulfur	ANC Fineness Factor	Calcium in Peroxide	Chromium Reducible Sulfur	Excess Acid Neutralising Capacity	KCl Extractable Calcium	KCl Extractable Magnesium	KCl Extractable Sulfur	Liming Rate	Magnesium in Peroxide	Net Acidity (acidity units)	Net Acidity (sulfur units)	Peroxide Oxidisable Sulfur	pH KCl	sulfidic - Acid Reacted Calcium	sulfidic - Acid Reacted Magnesium	sulfidic - Excess Acid Neutralising Capacity	sulfidic - Titratable Actual Acidity	sulfidic - Titratable Peroxide Acidity	sulfidic - Titratable Sulfidic Acidity	sulfidic-Acid Neutral	Sulfur in Peroxide	Titratable Actual Acidity	Titratable Peroxide Acidity	Titratable Sulfidic Acidity
									pH Unit	pH Units	pH Unit	Units	m H+/t	%	%	mol h+/t	mole H+/t	mole H+/t	m H+/t	mole H+/t	mole H+/t	-	%	% S	%	%	%	%	kg CaCO3/t	%	mole H+/t	%S	%	pH Unit	% S	%S	%S	%S	%S	%S	%S	%	mole H+/t	mole H+/t	mole H+/t
EQL									0.1		0.1	1	0.01	0.02	0.02	10	10	10	10	10	10	0.5	0.02	0.02	0.02	0.02	0.02	0.02	1	0.02	10	0.02	0.02	0.1	0.01	0.02	0.02	0.02	0.02	0.02	0.01	0.02	2	2	2
National Assessment Guidelines for Dredging- Maximum																																													
National Assessment Guidelines for Dredging- Screening																																													
QASSIT 1998 (Field Screen)									5-14	1	5-14	2																																	
QASSIT 1998 (Minimum)																															18	0.03													
x coord	y coord	Field ID	Core #	Depth (m)	Date Sample	SDG	GC Borelog Approved	Purpose																																					
151.2418	-23.8151	6655	6655	1.3-1.45	2/03/2009	EB0903558		Stage 1a	-	-	-	-	0.91	-	-	182	-	-	<10	-	-	1.5	-	<0.02	-	-	-	-	<1	-	<10	<0.02	-	9.1	-	-	-	<0.02	-	-	0.29	-	<2	-	-
151.2418	-23.8151	6655	6655	1-1.25	2/03/2009	ES0903492		Stage 1a	-	-	-	-	-	-	-	-	-	-	-	-	-	-	-	-	-	-	-	-	-	-	-	-	-	-	-	-	-	-	-	-	-	-	-	-	-
151.2418	-23.8151	6655	6655	1-1.45	2/03/2009	ES0903119		Stage 1a	-	-	-	-	-	-	-	-	-	-	-	-	-	-	-	-	-	-	-	-	-	-	-	-	-	-	-	-	-	-	-	-	-	-	-	-	-
151.2418	-23.8151	6655_0.1	6655	0.1	2/03/2009	Field Test		Stage 1a	8.57	2.4	6.17	-	-	-	-	-	-	-	-	-	-	-	-	-	-	-	-	-	-	-	-	-	-	-	-	-	-	-	-	-	-	-	-	-
151.2418	-23.8151	6655_0.25	6655	0.25	2/03/2009	Field Test		Stage 1a	8.48	2.7	5.78	-	-	-	-	-	-	-	-	-	-	-	-	-	-	-	-	-	-	-	-	-	-	-	-	-	-	-	-	-	-	-	-	-
151.2418	-23.8151	6655_0.5	6655	0.5	2/03/2009	Field Test		Stage 1a	8.13	2.33	5.8	-	-	-	-	-	-	-	-	-	-	-	-	-	-	-	-	-	-	-	-	-	-	-	-	-	-	-	-	-	-	-	-	-
151.2418	-23.8151	6655_0.75	6655	0.75	2/03/2009	Field Test		Stage 1a	7.37	1.67	5.7	-	-	-	-	-	-	-	-	-	-	-	-	-	-	-	-	-	-	-	-	-	-	-	-	-	-	-	-	-	-	-	-	-
151.2418	-23.8151	6655_1	6655	1	2/03/2009	Field Test		Stage 1a	7.9	1.85	6.05	-	-	-	-	-	-	-	-	-	-	-	-	-	-	-	-	-	-	-	-	-	-	-	-	-	-	-	-	-	-	-	-	-
151.2418	-23.8151	6655_1.25	6655	1.25	2/03/2009	Field Test		Stage 1a	7.96	2.06	5.9	-	-	-	-	-	-	-	-	-	-	-	-	-	-	-	-	-	-	-	-	-	-	-	-	-	-	-	-	-	-	-	-	-
151.2418	-23.8151	6655_1.4	6655	1.4	2/03/2009	Field Test		Stage 1a	7.58	1.82	5.76	1	-	-	-	-	-	-	-	-	-	-	-	-	-	-	-	-	-	-	-	-	-	-	-	-	-	-	-	-	-	-	-	-
151.245	-23.8161	6516	6516	0 - 0.1	18/02/2009	EB0902973		Stage 1a	-	-	-	-	10.9	-	-	2180	-	-	10	-	-	1.5	-	<0.02	-	-	-	-	<1	-	<10	<0.02	-	9.1	-	-	-	<0.02	-	-	3.49	-	<2	-	-
151.245	-23.8161	6516	6516	0 - 0.5	18/02/2009	ES0902454		Stage 1a	-	-	-	-	-	-	-	-	-	-	-	-	-	-	-	-	-	-	-	-	-	-	-	-	-	-	-	-	-	-	-	-	-	-	-	-
151.245	-23.8161	6516	6516	0 - 0.5	18/02/2009	ES0902598		Stage 1a	-	-	-	-	-	-	-	-	-	-	-	-	-	-	-	-	-	-	-	-	-	-	-	-	-	-	-	-	-	-	-	-	-	-	-	-
151.245	-23.8161	6516	6516	0.3-0.5	18/02/2009	EB0902973		Stage 1a	-	-	-	-	9.24	-	-	1840	-	-	<10	-	-	1.5	-	<0.02	-	-	-	-	<1	-	<10	<0.02	-	8.8	-	-	-	<0.02	-	-	2.96	-	<2	-	-
151.245	-23.8161	6516	6516	0.5-0.95	18/02/2009	ES0902454		Stage 1a	-	-	-	-	-	-	-	-	-	-	-	-	-	-	-	-	-	-	-	-	-	-	-	-	-	-	-	-	-	-	-	-	-	-	-	-
151.245	-23.8161	6516	6516	0.8-0.95	18/02/2009	EB0902973		Stage 1a	-	-	-	-	3.74	-	-	748	-	-	10	-	-	1.5	-	<0.02	-	-	-	-	<1	-	<10	<0.02	-	8.7	-	-	-	<0.02	-	-	1.2	-	<2	-	-
151.245	-23.8161	6516_0.1	6516	0.1	18/02/2009	Field Test		Stage 1a	9.33	3.09	6.24	-	-	-	-	-	-	-	-	-	-	-	-	-	-	-	-	-	-	-	-	-	-	-	-	-	-	-	-	-	-	-	-	-
151.245	-23.8161	6516_0.25	6516	0.25	18/02/2009	Field Test		Stage 1a	9.12	3.37	5.75	-	-	-	-	-	-	-	-	-	-	-	-	-	-	-	-	-	-	-	-	-	-	-	-	-	-	-	-	-	-	-	-	-
151.245	-23.8161	6516_0.5	6516	0.5	18/02/2009	Field Test		Stage 1a	8.51	2.88	5.63	-	-	-	-	-	-	-	-	-	-	-	-	-	-	-	-	-	-	-	-	-	-	-	-	-	-	-	-	-	-	-	-	-
151.245	-23.8161	6516_0.75	6516	0.75	18/02/2009	Field Test		Stage 1a	8.63	3.13	5.5	-	-	-	-	-	-	-	-	-	-	-	-	-	-	-	-	-	-	-	-	-	-	-	-	-	-	-	-	-	-	-	-	-
151.245	-23.8161	6516_1	6516	1	18/02/2009	Field Test		Stage 1a	7.02	1.4	5.62	-	-	-	-	-	-	-	-	-	-	-	-	-	-	-	-	-	-	-	-	-	-	-	-	-	-	-	-	-	-	-	-	-
151.2492	-23.8184	6353	6353	0 - 0.1	16/02/2009	EB0902664		Stage 1a	-	-	-	-	12.2	-	-	2430	-	-	<10	-	-	1.5	-	<0.02	-	-	-	-	<1	-	<10	<0.02	-	9.5	-	-	-	<0.02	-	-	3.9	-	<2	-	-
151.2492	-23.8184	6353	6353	0 - 0.5	16/02/2009	ES0902289		Stage 1a	-	-	-	-	-	-	-	-	-	-	-	-	-	-	-	-	-	-	-	-	-	-	-	-	-	-	-	-	-	-	-	-	-	-	-	-
151.2492	-23.8184	6353	6353	0 - 0.5	16/02/2009	ES0902353		Stage 1a	-	-	-	-	-	-	-	-	-	-	-	-	-	-	-	-	-	-	-	-	-	-	-	-	-	-	-	-	-	-	-	-	-	-	-	-
151.2492	-23.8184	6353	6353	0.3-0.5	16/02/2009	EB0902664		Stage 1a	-	-	-	-	<0.01	-	-	<10	-	-	<10	-	-	1.5	-	<0.02	-	-	-	-	1	-	20	0.03	-	7.9	-	-	-	<0.02	-	-	<0.01	-	<2	-	-
151.2492	-23.8184	6353	6353	0.5-1	16/02/2009	ES0902289		Stage 1a	-	-	-	-	-	-	-	-	-	-	-	-	-	-	-	-	-	-	-	-	-	-	-	-	-	-	-	-	-	-	-	-	-	-	-	-
151.2492	-23.8184	6353	6353	0.5-1	16/02/2009	ES0902353		Stage 1a	-	-	-	-	-	-	-	-	-	-	-	-	-	-	-	-	-	-	-	-	-	-	-	-	-	-	-	-	-	-	-	-	-	-	-	-
151.2492	-23.8184	6353	6353	0.8-1	16/02/2009	EB0902664		Stage 1a	-	-	-	-	<0.01	-	-	<10	-	-	<10	-	-	1.5	-	<0.02	-	-	-	-	2	-	27	0.04	-	8.7	-	-	-	<0.02	-	-	<0.01	-	<2	-	-
151.2492	-23.8184	6353	6353	1.3-1.5	16/02/2009	EB0902664		Stage 1a	-	-	-	-	<0.01	-	-	<10	-	-	<10	-	-	1.5	-	<0.02	-	-	-	-	1	-	20	0.03	-	7.4	-	-	-	<0.02	-	-	<0.01	-	<2	-	-
151.2492	-23.8184	6353	6353	1.5-2	16/02/2009	ES0902289		Stage 1a	-	-	-	-	-	-	-	-	-	-	-	-	-	-	-	-	-	-	-	-	-	-	-	-	-	-	-	-	-	-	-	-	-	-	-	-
151.2492	-23.8184	6353	6353	1.8-2	16/02/2009	EB0902664		Stage 1a	-	-	-	-	1.01	-	-	202	-	-	<10	-	-	1.5	-	<0.02	-	-	-	-	<1	-	<10	<0.02	-	8.9	-	-	-	<0.02	-	-	0.32	-	<2	-	-
151.2492	-23.8184	6353	6353	1-1.5	16/02/2009	ES0902289		Stage 1a	-	-	-	-	-	-	-	-	-	-	-	-	-	-	-	-	-	-	-	-	-	-	-	-	-	-	-	-	-	-	-	-	-	-	-	-
151.2492	-23.8184	6353	6353	1-1.5	16/02/2009	ES0902353		Stage 1a	-	-	-	-	-	-	-	-	-	-	-	-	-	-	-	-	-	-	-	-	-	-	-	-	-	-	-	-	-	-	-	-	-	-	-	-
151.2492	-23.8184	6353_0.1	6353	0.1	16/02/2009	Field Test		Stage 1a	7.89	1.11	6.78	1	-	-	-	-	-	-	-	-	-	-	-	-	-	-	-	-	-	-	-	-	-	-	-	-	-	-	-	-	-	-	-	-
151.2492	-23.8184	6353_0.25	6353	0.25	16/02/2009	Field Test		Stage 1a	8.01	2.12	5.89	1	-	-	-	-	-	-	-	-	-	-	-	-	-	-	-	-	-	-	-	-	-	-	-	-	-	-	-	-	-	-	-	-
151.2492	-23.8184	6353_0.5	6353	0.5	16/02/2009	Field Test		Stage 1a	7.7	1.76	5.94	1	-	-	-	-	-	-	-	-	-	-	-	-	-	-	-	-	-	-	-	-	-	-	-	-	-	-	-	-	-	-	-	-
151.2492	-23.8184	6353_0.75	6353	0.75	16/02/2009	Field Test		Stage 1a	7.71	1.33	6.38	1	-	-	-	-	-	-	-	-	-	-	-	-	-	-	-	-	-	-	-	-	-	-	-	-	-	-	-	-	-	-	-	-
151.2492	-23.8184	6353_1	6353	1	16/02/2009	Field Test		Stage 1a	7.22	1.49	5.73	1	-	-	-	-	-	-	-	-	-	-	-	-	-	-	-	-	-	-	-	-	-	-	-	-	-	-	-	-	-	-	-	-
151.2492	-23.8184	6353_1.25	6353	1.25	16/02/2009	Field Test		Stage 1a	7.33	1.63	5.7	1	-	-	-	-	-	-	-	-	-	-	-	-	-	-	-	-	-	-	-	-	-	-	-	-	-	-	-	-	-	-	-	-
151.2492	-23.8184	6353_1.5	6353	1.5	16/02/2009	Field Test		Stage 1a	7.43	-0.64	8.07	4	-	-	-	-	-	-	-	-	-	-	-	-	-	-	-	-	-	-	-	-	-	-	-	-	-	-	-	-	-	-	-	-
151.2492	-23.8184	6353_1.75	6353	1.75	16/02/2009	Field Test		Stage 1a	7.08	1.19	5.89	1	-	-	-	-	-	-	-	-	-	-	-	-	-	-	-	-	-	-	-	-	-	-	-	-	-	-	-	-	-	-	-	-
151.2492	-23.8184	6353_2	6353	2	16/02/2009	Field Test		Stage 1a	7	0.85	6.15	2	-	-	-	-	-	-	-	-	-	-	-	-	-	-	-	-	-	-	-	-	-	-	-	-	-	-	-	-	-	-	-	-
151.2492	-23.8184	6353_2.25	6353	2.25	16/02/2009	Field Test		Stage 1a	7.27	-0.33	7.6	3	-	-	-	-	-	-	-	-	-	-	-	-	-	-	-	-	-	-	-	-	-	-	-	-	-	-	-	-	-	-	-	-
151.2495	-23.8206	6337	6337	0 - 0.1	3/03/2009	EB0903646		Stage 1a	-	-	-	-	1.16	-	-	233	-	-	<10	-	-	1.5	-	<0.02	-	-	-	-	<1	-	<10	<0.02	-	9.1	-	-	-	<0.02	-	-	0.37	-	<2	-	-
151.2495	-23.8206	6337	6337	0 - 0.5	3/03/2009	ES0903254		Stage 1a	-	-	-	-	-	-	-	-	-	-	-	-	-	-	-	-	-	-	-	-	-	-	-	-	-	-	-	-	-	-	-	-	-	-	-	-
151.2495	-23.8206	6337	6337	0 - 0.5	3/03/2009	ES0903492		Stage 1a	-	-	-	-	-	-	-	-	-	-	-	-	-	-	-	-	-	-	-	-	-	-	-	-	-	-	-	-	-	-	-	-	-	-	-	-
151.2495	-23.8206	6337	6337	0.3-0.5	3/03/2009	EB0903646		Stage 1a	-	-	-	-	<0.01	-	-	<10	-	-	15	-	-	1.5	-	0.02	-	-	-	-	1	-	15	0.02	-	8	-	-	-	<0.02	-	-	<0.01	-	<2	-	-
151.2495	-23.8206	6337	6337	0.5-1.2	3/03/2009	ES0903254		Stage 1a	-	-	-	-	-	-	-	-	-	-	-	-	-	-	-	-	-	-	-	-	-	-	-	-	-	-	-	-	-	-	-	-	-	-	-	-
151.2495	-23.8206	6337	6337	0.8-1	3/03/2009	EB0903646		Stage 1a	-	-	-	-	<0.01	-	-	<10	-	-	12	-	-	1.5	-	<0.02	-	-	-	-	<1	-	12	<0.02	-	7.5	-	-	-	<0.02	-	-	<0.01	-	<2	-	-
151.2495	-23.8206	6337_0.1	6337	0.1	3/03/2009	Field Test		Stage 1a	7.74	-0.82	8.56	4	-	-	-	-	-	-	-	-	-	-	-	-	-	-	-	-	-	-	-	-	-	-	-	-	-	-	-	-	-	-	-	-
151.2495	-23.8206	6337_0.25	6337	0.25	3/03/2009	Field Test		Stage 1a	8.82	-0.16	8.98	4	-	-	-	-	-	-	-	-	-	-	-	-	-	-	-	-	-	-	-	-	-	-	-	-	-	-	-	-	-	-	-	-
151.2495	-23.8206	6337_0.5	6337	0.5	3/03/2009	Field Test		Stage 1a	7.93	-0.53	8.46	4	-	-	-	-	-	-	-	-	-	-	-	-	-	-	-	-	-	-	-	-	-	-	-	-	-	-	-	-	-	-	-	-
151.2495	-23.8206	6337_0.75	6337	0.75	3/03/2009	Field Test		Stage 1a	8.06	-0.73	8.79	4	-	-	-	-	-	-	-	-	-	-	-	-	-	-	-	-	-	-	-	-	-	-	-	-	-	-	-	-	-	-	-	-
151.2495	-23.8206	6337_1	6337	1	3/03/2009	Field Test		Stage 1a	7.88	2.05	5.83	-	-	-	-	-	-	-	-	-	-	-	-	-	-	-	-	-	-	-	-	-	-	-	-	-	-	-	-	-	-	-	-	-
151.2495	-23.8206	6337_1.2	6337	1.2	3/03/2009	Field Test		Stage 1a	7.15	1.23	5.92	-	-	-	-	-	-	-	-	-	-	-	-	-	-	-	-	-	-	-	-	-	-	-	-	-	-	-	-	-	-	-	-	-
151.2509	-23.8193	6275	6275	0 - 0.1	16/02/2009	EB0902664		Stage 1a	-	-	-	-	0.2	-	-	39	-	-	<10	-	-	1.5	-	<0.02	-	-	-	-	<1	-	<10	<0.02	-	7.4	-	-	-	<0.02	-	-	0.06	-	<2	-	-
151.2509	-23.8193	6275	6275	0 - 0.5	16/02/2009	ES0902353		Stage 1a	-	-	-	-	-	-	-	-	-	-	-	-	-	-	-	-	-	-	-	-	-	-	-	-	-	-	-	-	-	-	-	-	-	-	-	-
151.2509	-23.8193	6275	6275	0 - 0.5	16/02/2009	ES0902355		Stage 1a	-	-	-	-	-	-	-	-	-	-	-	-	-	-	-	-	-	-	-	-	-	-	-	-	-	-	-	-	-	-	-	-	-	-	-	-
151.2509	-23.8193	6275	6275	0.3-0.5	16/02/2009	EB0902664		Stage 1a	-	-	-	-	0.56	-	-	112	-	-	<10	-	-	1.5	-	<0.02	-	-	-	-	<1	-	<10	<0.02	-	6.9	-	-	-	<0.02	-	-	0.18	-	<2	-	-
151.2509	-23.8193	6275	6275	0.5-0.8	16/02/2009	ES0902355		Stage 1a	-	-	-	-	-	-	-	-	-	-	-	-	-	-	-	-	-	-	-	-	-	-	-	-	-	-	-	-	-	-	-	-	-	-	-	-
151.2509	-23.8193	6275	6275	0.6-0.8	16/02/2009	EB0902664		Stage 1a	-	-	-	-	0.73	-	-	146	-	-	<10	-	-	1.5	-	<0.02	-	-	-	-	<1	-	<10	<0.02	-	8.7	-	-	-	<0.02	-	-	0.23	-	<2	-	-
151.2514	-23.8215	6261	6261	0 - 0.1	28/04/2009	EB0907169		Stage 1a	-	-	-	-	1.82	-	-	363	-	-	10	-	-	1.5	-	<0.02	-	-	-	-	<1	-	<10	<0.02	-	9	-	-	-	<0.02	-	-	0.58	-	<2	-	-
151.2514	-23.8215	6261	6261	0 - 0.5	28/04/2009	ES0906169		Stage 1a	-	-	-	-	-	-	-	-	-	-	-	-	-	-	-	-	-	-	-	-	-	-	-	-	-	-	-	-	-	-	-	-	-	-	-	-
151.2514	-23.8215	6261	6261	0 - 0.5	28/04/2009	ES0906568		Stage 1a	-	-	-	-	-	-	-	-	-	-	-	-	-	-	-	-	-	-	-	-	-	-	-	-	-	-	-	-	-	-	-	-	-	-	-	-
151.2514	-23.8215	6261	6261	0.3-0.5	28/04/2009	EB0907169		Stage 1a	-	-	-	-	0.81	-	-	162	-	-	<10	-	-	1.5	-	<0.02	-	-	-	-	<1	-	<10	<0.02	-	8.6	-	-	-	<0.02	-	-	0.26	-	<2	-	-
151.2514	-23.8215	6261	6261	0.5-0.8	28/04/2009	ES0906169		Stage 1a	-	-	-	-	-	-	-	-	-	-	-	-	-	-	-	-	-	-	-	-	-	-	-	-	-	-	-	-	-	-	-	-	-	-	-	-
151.2514	-23.8215	6261	6261	0.6-0.8	28/04/2009	EB0907169		Stage 1a	-	-	-	-	1.43	-	-	286	-	-	<10	-	-	1.5	-	<0.02	-	-	-	-	<1	-	<10	<0.02	-	8.9	-	-	-	<0.02	-	-	0.46	-	<2	-	-
151.2514	-23.8215	6261_0.1	6261	0.1	28/04/2009	Field Test		Stage 1a	7.45	1.26	6.19	-	-	-	-	-	-	-	-	-	-	-	-	-	-	-	-	-	-	-	-	-	-	-	-	-	-	-	-	-	-	-	-	-
151.2514	-23.8215	6261_0.25	6261	0.25	28/04/2009	Field Test		Stage 1a	7.75	-0.95	8.7	4	-	-	-	-	-	-	-	-	-	-	-	-	-	-	-	-	-	-	-	-	-	-	-	-	-	-	-	-	-	-	-	-
151.2514	-23.8215	6261_0.5	6261	0.5	28/04/2009	Field Test		Stage 1a	7.96	-0.78	8.74	4	-	-	-	-	-	-	-	-	-	-	-	-	-	-	-	-	-	-	-	-	-	-	-	-	-	-	-	-	-	-	-	-
151.2514	-23.8215	6261_0.75	6261	0.75	28/04/2009	Field Test		Stage 1a	7.21	1.74	5.47	-	-	-	-	-	-	-	-	-	-	-	-	-	-	-	-	-	-	-	-	-	-	-	-	-	-	-	-	-	-	-	-	-
151.2514	-23.8215	6261A	6261	0 - 0.5	28/04/2009	ES0906169		Stage 1a	-	-	-	-	-	-	-	-	-	-	-	-	-	-	-	-	-	-	-	-	-	-	-	-	-	-	-	-	-	-	-	-	-	-	-	-
151.2514	-23.8215	6261A	6261	0.5-0.75	28/04/2009	ES0906169		Stage 1a	-	-	-	-	-	-	-	-	-	-	-	-	-	-	-	-	-	-	-	-	-	-	-	-	-	-	-	-	-	-	-	-	-	-	-	-
151.2514	-23.8215	6261B	6261	0 - 0.5	28/04/2009	ES0906169		Stage 1a	-	-	-	-	-	-	-	-	-	-	-	-	-	-	-	-	-	-	-	-	-	-	-	-	-	-	-	-	-	-	-	-	-	-	-	-
151.2514	-23.8215	6261B	6261	0.5-0.7	28/04/2009	ES0906169		Stage 1a	-	-	-	-	-	-	-	-	-	-	-	-	-	-	-	-	-	-	-	-	-	-	-	-	-	-	-	-	-	-	-	-	-	-	-	-
151.252	-23.8201	6240	6240	0 - 0.1	16/02/2009	EB0902789		Stage 1a	-	-	-	-	0.52	-	-	104	-	-	10	-	-	1.5	-	<0.02	-	-	-	-	<1	-	<10	<0.02	-	6.6	-	-	-	<0.02	-	-	0.17	-	<2	-	-
151.252	-23.8201	6240	6240	0 - 0.1	16/02/2009	ES0902355		Stage 1a	-	-	-	-	-	-	-	-	-	-	-	-	-	-	-	-	-	-	-	-	-	-	-	-	-	-	-	-	-	-	-	-	-	-	-	-
151.252	-23.8201	6240	6240	0 - 0.5	16/02/2009	ES0902353		Stage 1a	-	-	-	-	-	-	-	-	-	-	-	-	-	-	-	-	-	-	-	-	-	-	-	-	-	-	-	-	-	-	-	-	-	-	-	-
151.252	-23.8201	6240	6240	0.3-0.5	16/02/2009	EB0902789		Stage 1a	-	-	-	-	-	-	-	-	-	-	<10	-	-	1.5	-	<0.02	-	-	-	-	<1	-	<10	<0.02	-	6.5	-	-	-	<0.02	-	-	-	-	<2	-	-
151.252	-23.8201	6240	6240	0.3-0.5	16/02/2009	ES0902355		Stage 1a	-	-	-	-	-	-	-	-	-	-	-	-	-	-	-	-	-	-	-	-	-	-	-	-	-	-	-	-	-	-	-	-	-	-	-	-
151.252	-23.8201	6240	6240	0.8-1	16/02/2009	EB0902789		Stage 1a	-	-	-	-	0.36	-	-	71	-	-	<10	-	-	1.5	-	<0.02	-	-	-	-	<1	-	<10	<0.02	-	6.8	-	-	-	<0.02	-	-	0.11	-	<2	-	-
151.252	-23.8201	6240	6240	0.8-1	16/02/2009	ES0902355		Stage 1a	-	-	-	-	-	-	-	-	-	-	-	-	-	-	-	-	-	-	-	-	-	-	-	-	-	-	-	-	-	-	-	-	-	-	-	-
151.252	-23.8201	6240	6240	1.3-1.5	16/02/2009	EB0902789		Stage 1a	-	-	-	-	-	-	-	-	-	-	<10	-	-	1.5	-	<0.02	-	-	-	-	<1	-	<10	<0.02	-	6.3	-	-	-	<0.02	-	-	-	-	<2	-	-
151.252	-23.8201	6240	6240	1.3-1.5	16/02/2009	ES0902355		Stage 1a	-	-	-	-	-	-	-	-	-	-	-	-	-	-	-	-	-	-	-	-	-	-	-	-	-	-	-	-	-	-	-	-	-	-	-	-
151.252	-23.8201	6240	6240	1.8-2	16/02/2009	EB0902789		Stage 1a	-	-	-	-	0.46	-	-	93	-	-	<10	-	-	1.5	-	<0.02	-	-	-	-	<1	-	<10	<0.02	-	6.6	-	-	-	<0.02	-	-	0.15	-	<2	-	-
151.252	-23.8201	6240	6240	1.8-2	16/02/2009	ES0902355		Stage 1a	-	-	-	-	-	-	-	-	-	-	-	-	-	-	-	-	-	-	-	-	-	-	-	-	-	-	-	-	-	-	-	-	-	-	-	-
151.252	-23.8201	6240	6240	1-1.5	16/02/2009	ES0902353		Stage 1a	-	-	-	-	-	-	-	-	-	-	-	-	-	-	-	-	-	-	-	-	-	-	-	-	-	-	-	-	-	-	-	-	-	-	-	-
151.252	-23.8201	6240	6240	2.2-2.4	16/02/2009	EB0902789		Stage 1a	-	-	-	-	0.55	-	-	109	-	-	<10	-	-	1.5	-	<0.02	-	-	-	-	<1	-	<10	<0.02	-	6.9	-	-	-	<0.02	-	-	0.18	-	<2	-	-
151.252	-23.8201	6240	6240	2.2-2.4	16/02/2009	ES0902355		Stage 1a	-	-	-	-	-	-	-	-	-	-	-	-	-	-	-	-	-	-	-	-	-	-	-	-	-	-	-	-	-	-	-	-	-	-	-	-
151.252	-23.8201	6240	6240	2-2.4	16/02/2009	ES0902353		Stage 1a	-	-	-	-	-	-	-	-	-	-	-	-	-	-	-	-	-	-	-	-	-	-	-	-	-	-	-	-	-	-	-	-	-	-	-	-
151.252	-23.8201	6240_0.1	6240	0.1	16/02/2009	Field Test		Stage 1a	7.92	-0.61	8.53	-	-	-	-	-	-	-	-	-	-	-	-	-	-	-	-	-	-	-	-	-	-	-	-	-	-	-	-	-	-	-	-	-
151.252	-23.8201	6240_0.25	6240	0.25	16/02/2009	Field Test		Stage 1a	7.98	-0.29	8.27	-	-	-	-	-	-	-	-	-	-	-	-	-	-	-	-	-	-	-	-	-	-	-	-	-	-	-	-	-	-	-	-	-
151.252	-23.8201	6240_0.5	6240	0.5	16/02/2009	Field Test		Stage 1a	7.91	-0.2	8.11	-	-	-	-	-	-	-	-	-	-	-	-	-	-	-	-	-	-	-	-	-	-	-	-	-	-	-	-	-	-	-	-	-
151.252	-23.8201	6240_0.75	6240	0.75	16/02/2009	Field Test		Stage 1a	7.94	-0.43	8.37	-	-	-	-	-	-	-	-	-	-	-	-	-	-	-	-	-	-	-	-	-	-	-	-	-	-	-	-	-	-	-	-	-
151.252	-23.8201	6240_1	6240	1	16/02/2009	Field Test		Stage 1a	8.06	-0.1	8.16	-	-	-	-	-	-	-	-	-	-	-	-	-	-	-	-	-	-	-	-	-	-	-	-	-	-	-	-	-	-	-	-	-
151.252	-23.8201	6240_1.25	6240	1.25	16/02/2009	Field Test		Stage 1a	7.88	-0.21	8.09	-	-	-	-	-	-	-	-	-	-	-	-	-	-	-	-	-	-	-	-	-	-	-	-	-	-	-	-	-	-	-	-	-
151.252	-23.8201	6240_1.5	6240	1.5	16/02/2009	Field Test		Stage 1a	7.8	-0.08	7.88	-	-	-	-	-	-	-	-	-	-	-	-	-	-	-	-	-	-	-	-	-	-	-	-	-	-	-	-	-	-	-	-	-
151.252	-23.8201	6240_1.75	6240	1.75	16/02/2009	Field Test		Stage 1a	7.71	-0.41	8.12	-	-	-	-	-	-	-	-	-	-	-	-	-	-	-	-	-	-	-	-	-	-	-	-	-	-	-	-	-	-	-	-	-

									ASS Field Test				ASS																														
									pH (F)	pH Change	pH OX	Reaction Rate	Acid Neutralising Capacity	Acid Reacted Calcium	Acid Reacted Magnesium	acidity - Acid Neutralising Capacity (19A2)	acidity - Acid Reacted Calcium	acidity - Acid Reacted Magnesium	acidity - Chromium Reducible Sulfur (a-22B)	acidity - Excess Acid Neutralising Capacity	acidity - Peroxide Oxidisable Sulfur	ANC Fineness Factor	Calcium in Peroxide	Chromium Reducible Sulfur	Excess Acid Neutralising Capacity	KCl Extractable Calcium	KCl Extractable Magnesium	KCl Extractable Sulfur	Liming Rate	Magnesium in Peroxide	Net Acidity (acidity units)	Net Acidity (sulfur units)	Peroxide Oxidisable Sulfur	pH KCl	sulfidic - Acid Reacted Calcium	sulfidic - Acid Reacted Magnesium	sulfidic - Excess Acid Neutralising Capacity	sulfidic - Titratable Actual Acidity	sulfidic - Titratable Peroxide Acidity	sulfidic - Titratable Sulfidic Acidity	sulfidic-Acid Neutral	Sulfur in Peroxide	Titratable Actual Acidity	Titratable Peroxide Acidity	Titratable Sulfidic Acidity
									pH Unit	pH Units	pH Unit	Units	m H+/t	%	%	mol h+/t	mole H+/t	mole H+/t	m H+/t	mole H+/t	mole H+/t	-	%	% S	%	%	%	%	kg CaCO3/t	%	mole H+/t	%S	%	pH Unit	% S	%S	%S	%S	%S	%S	%S	%	mole H+/t	mole H+/t	mole H+/t
EQL									0.1		0.1	1	0.01	0.02	0.02	10	10	10	10	10	10	0.5	0.02	0.02	0.02	0.02	0.02	0.02	1	0.02	10	0.02	0.02	0.1	0.01	0.02	0.02	0.02	0.02	0.02	0.01	0.02	2	2	2
National Assessment Guidelines for Dredging- Maximum																																											
National Assessment Guidelines for Dredging- Screening																																											
QASSIT 1998 (Field Screen)									5-14	1	5-14	2																															
QASSIT 1998 (Minimum)																															18	0.03											
x coord	y coord	Field ID	Core #	Depth (m)	Date Sample	SDG	GC Borelog Approved	Purpose																																			
151.252	-23.8201	6240_2	6240	2	16/02/2009	Field Test		Stage 1a	7.76	1.74	6.02	-	-	-	-	-	-	-	-	-	-	-	-	-	-	-	-	-	-	-	-	-	-	-	-	-	-	-	-	-	-	-	-
151.252	-23.8201	6240_2.25	6240	2.25	16/02/2009	Field Test		Stage 1a	7.5	-0.38	7.88	-	-	-	-	-	-	-	-	-	-	-	-	-	-	-	-	-	-	-	-	-	-	-	-	-	-	-	-	-	-	-	-
151.2527	-23.8225	6209	6209	0 - 0.1	3/03/2009	EB0903646		Stage 1a	-	-	-	-	4.21	-	-	842	-	-	24	-	-	1.5	-	0.04	-	-	-	-	<1	-	<10	<0.02	-	9.5	-	-	-	<0.02	-	-	1.35	-	<2	-	-
151.2527	-23.8225	6209	6209	0 - 0.5	3/03/2009	ES0903254		Stage 1a	-	-	-	-	-	-	-	-	-	-	-	-	-	-	-	-	-	-	-	-	-	-	-	-	-	-	-	-	-	-	-	-	-	-	-	-
151.2527	-23.8225	6209	6209	0 - 0.5	3/03/2009	ES0903492		Stage 1a	-	-	-	-	-	-	-	-	-	-	-	-	-	-	-	-	-	-	-	-	-	-	-	-	-	-	-	-	-	-	-	-	-	-	-	-
151.2527	-23.8225	6209	6209	0.3-0.5	3/03/2009	EB0903646		Stage 1a	-	-	-	-	7.76	-	-	1550	-	-	81	-	-	1.5	-	0.13	-	-	-	-	<1	-	<10	<0.02	-	9.2	-	-	-	<0.02	-	-	2.49	-	<2	-	-
151.2527	-23.8225	6209	6209	0.5-1	3/03/2009	ES0903254		Stage 1a	-	-	-	-	-	-	-	-	-	-	-	-	-	-	-	-	-	-	-	-	-	-	-	-	-	-	-	-	-	-	-	-	-	-	-	-
151.2527	-23.8225	6209	6209	0.8-1	3/03/2009	EB0903646		Stage 1a	-	-	-	-	0.11	-	-	22	-	-	15	-	-	1.5	-	0.02	-	-	-	-	<1	-	<10	<0.02	-	8.6	-	-	-	<0.02	-	-	0.04	-	<2	-	-
151.2527	-23.8225	6209	6209	1.2-1.4	3/03/2009	EB0903646		Stage 1a	-	-	-	-	<0.01	-	-	<10	-	-	17	-	-	1.5	-	0.03	-	-	-	-	1	-	17	0.03	-	8.7	-	-	-	<0.02	-	-	<0.01	-	<2	-	-
151.2527	-23.8225	6209	6209	1-1.4	3/03/2009	ES0903254		Stage 1a	-	-	-	-	-	-	-	-	-	-	-	-	-	-	-	-	-	-	-	-	-	-	-	-	-	-	-	-	-	-	-	-	-	-	-	-
151.2527	-23.8225	6209	6209	1-1.4	3/03/2009	ES0903492		Stage 1a	-	-	-	-	-	-	-	-	-	-	-	-	-	-	-	-	-	-	-	-	-	-	-	-	-	-	-	-	-	-	-	-	-	-	-	-
151.2527	-23.8225	6209_0.1	6209	0.1	3/03/2009	Field Test		Stage 1a	8.02	2.21	5.81	-	-	-	-	-	-	-	-	-	-	-	-	-	-	-	-	-	-	-	-	-	-	-	-	-	-	-	-	-	-	-	-
151.2527	-23.8225	6209_0.25	6209	0.25	3/03/2009	Field Test		Stage 1a	9.13	2.87	6.26	-	-	-	-	-	-	-	-	-	-	-	-	-	-	-	-	-	-	-	-	-	-	-	-	-	-	-	-	-	-	-	-
151.2527	-23.8225	6209_0.5	6209	0.5	3/03/2009	Field Test		Stage 1a	9.17	2.93	6.24	-	-	-	-	-	-	-	-	-	-	-	-	-	-	-	-	-	-	-	-	-	-	-	-	-	-	-	-	-	-	-	-
151.2527	-23.8225	6209_0.75	6209	0.75	3/03/2009	Field Test		Stage 1a	9.17	3.01	6.16	-	-	-	-	-	-	-	-	-	-	-	-	-	-	-	-	-	-	-	-	-	-	-	-	-	-	-	-	-	-	-	-
151.2527	-23.8225	6209_1	6209	1	3/03/2009	Field Test		Stage 1a	9.15	2.92	6.23	-	-	-	-	-	-	-	-	-	-	-	-	-	-	-	-	-	-	-	-	-	-	-	-	-	-	-	-	-	-	-	-
151.2527	-23.8225	6209_1.25	6209	1.25	3/03/2009	Field Test		Stage 1a	6.89	1.39	5.5	-	-	-	-	-	-	-	-	-	-	-	-	-	-	-	-	-	-	-	-	-	-	-	-	-	-	-	-	-	-	-	-
151.253	-23.8215	6207 (0.5-1	6207	0.5-1	4/02/2009	ES0901714		Stage 1a	-	-	-	-	-	-	-	-	-	-	-	-	-	-	-	-	-	-	-	-	-	-	-	-	-	-	-	-	-	-	-	-	-	-	-
151.253	-23.8215	6207 (0-0.5	6207	0 - 0.5	4/02/2009	ES0901714		Stage 1a	-	-	-	-	-	-	-	-	-	-	-	-	-	-	-	-	-	-	-	-	-	-	-	-	-	-	-	-	-	-	-	-	-	-	-
151.253	-23.8215	6207 (0-0.5	6207	0 - 0.5	4/02/2009	ES0901725		Stage 1a	-	-	-	-	-	-	-	-	-	-	-	-	-	-	-	-	-	-	-	-	-	-	-	-	-	-	-	-	-	-	-	-	-	-	-
151.253	-23.8215	6207 (1.0-1	6207	1-1.5	4/02/2009	ES0901714		Stage 1a	-	-	-	-	-	-	-	-	-	-	-	-	-	-	-	-	-	-	-	-	-	-	-	-	-	-	-	-	-	-	-	-	-	-	-
151.253	-23.8215	6207 (1.5-2	6207	1.5-2	4/02/2009	ES0901714		Stage 1a	-	-	-	-	-	-	-	-	-	-	-	-	-	-	-	-	-	-	-	-	-	-	-	-	-	-	-	-	-	-	-	-	-	-	-
151.253	-23.8215	6207 (1-1.5	6207	1-1.5	4/02/2009	ES0901725		Stage 1a	-	-	-	-	-	-	-	-	-	-	-	-	-	-	-	-	-	-	-	-	-	-	-	-	-	-	-	-	-	-	-	-	-	-	-
151.253	-23.8215	6207 (2.0-2	6207	2-2.5	4/02/2009	ES0901714		Stage 1a	-	-	-	-	-	-	-	-	-	-	-	-	-	-	-	-	-	-	-	-	-	-	-	-	-	-	-	-	-	-	-	-	-	-	-
151.253	-23.8215	6207 (2-2.5	6207	2-2.5	4/02/2009	ES0901725		Stage 1a	-	-	-	-	-	-	-	-	-	-	-	-	-	-	-	-	-	-	-	-	-	-	-	-	-	-	-	-	-	-	-	-	-	-	-
151.253	-23.8215	6207_0.1	6207	0.1-0.1	4/02/2009	Field Test		Stage 1a	7.28	-0.53	7.81	4	-	-	-	-	-	-	-	-	-	-	-	-	-	-	-	-	-	-	-	-	-	-	-	-	-	-	-	-	-	-	-
151.253	-23.8215	6207_0.25	6207	0.25-0.25	4/02/2009	Field Test		Stage 1a	7.3	-0.28	7.58	4	-	-	-	-	-	-	-	-	-	-	-	-	-	-	-	-	-	-	-	-	-	-	-	-	-	-	-	-	-	-	-
151.253	-23.8215	6207_0.5	6207	0.5-0.5	4/02/2009	Field Test		Stage 1a	7.35	-0.53	7.88	4	-	-	-	-	-	-	-	-	-	-	-	-	-	-	-	-	-	-	-	-	-	-	-	-	-	-	-	-	-	-	-
151.253	-23.8215	6207_0.75	6207	0.75-0.75	4/02/2009	Field Test		Stage 1a	7.55	-0.45	8	4	-	-	-	-	-	-	-	-	-	-	-	-	-	-	-	-	-	-	-	-	-	-	-	-	-	-	-	-	-	-	-
151.253	-23.8215	6207_1	6207	1-1	4/02/2009	Field Test		Stage 1a	7.55	-0.36	7.91	4	-	-	-	-	-	-	-	-	-	-	-	-	-	-	-	-	-	-	-	-	-	-	-	-	-	-	-	-	-	-	-
151.253	-23.8215	6207_1.25	6207	1.25-1.25	4/02/2009	Field Test		Stage 1a	7.47	-0.42	7.89	2	-	-	-	-	-	-	-	-	-	-	-	-	-	-	-	-	-	-	-	-	-	-	-	-	-	-	-	-	-	-	-
151.253	-23.8215	6207_1.5	6207	1.5-1.5	4/02/2009	Field Test		Stage 1a	7.63	-0.52	8.15	4	-	-	-	-	-	-	-	-	-	-	-	-	-	-	-	-	-	-	-	-	-	-	-	-	-	-	-	-	-	-	-
151.253	-23.8215	6207_1.75	6207	1.75-1.75	4/02/2009	Field Test		Stage 1a	7.45	-0.45	7.9	2	-	-	-	-	-	-	-	-	-	-	-	-	-	-	-	-	-	-	-	-	-	-	-	-	-	-	-	-	-	-	-
151.253	-23.8215	6207_2	6207	2-2	4/02/2009	Field Test		Stage 1a	7.42	-0.58	8	3	-	-	-	-	-	-	-	-	-	-	-	-	-	-	-	-	-	-	-	-	-	-	-	-	-	-	-	-	-	-	-
151.253	-23.8215	6207_2.25	6207	2.25-2.25	4/02/2009	Field Test		Stage 1a	7.44	1.89	5.55	2	-	-	-	-	-	-	-	-	-	-	-	-	-	-	-	-	-	-	-	-	-	-	-	-	-	-	-	-	-	-	-
151.253	-23.8215	6207_2.5	6207	2.5-2.5	4/02/2009	Field Test		Stage 1a	7.58	1.42	6.16	2	-	-	-	-	-	-	-	-	-	-	-	-	-	-	-	-	-	-	-	-	-	-	-	-	-	-	-	-	-	-	-
151.2548	-23.8225	6143 (0.5-1	6143	0.5-1	4/02/2009	ES0901714		Stage 1a	-	-	-	-	-	-	-	-	-	-	-	-	-	-	-	-	-	-	-	-	-	-	-	-	-	-	-	-	-	-	-	-	-	-	-
151.2548	-23.8225	6143 (0-0.5	6143	0 - 0.5	4/02/2009	ES0901714		Stage 1a	-	-	-	-	-	-	-	-	-	-	-	-	-	-	-	-	-	-	-	-	-	-	-	-	-	-	-	-	-	-	-	-	-	-	-
151.2548	-23.8225	6143 (0-0.5	6143	0 - 0.5	4/02/2009	ES0901725		Stage 1a	-	-	-	-	-	-	-	-	-	-	-	-	-	-	-	-	-	-	-	-	-	-	-	-	-	-	-	-	-	-	-	-	-	-	-
151.2548	-23.8225	6143 (0-0.5	6143	0 - 0.5	4/02/2009	ES0901725		Stage 1a	-	-	-	-	-	-	-	-	-	-	-	-	-	-	-	-	-	-	-	-	-	-	-	-	-	-	-	-	-	-	-	-	-	-	-
151.2548	-23.8225	6143 (1.0-1	6143	1-1.5	4/02/2009	ES0901714		Stage 1a	-	-	-	-	-	-	-	-	-	-	-	-	-	-	-	-	-	-	-	-	-	-	-	-	-	-	-	-	-	-	-	-	-	-	-
151.2548	-23.8225	6143 (1.0-1	6143	1-1.5	4/02/2009	ES0901725		Stage 1a	-	-	-	-	-	-	-	-	-	-	-	-	-	-	-	-	-	-	-	-	-	-	-	-	-	-	-	-	-	-	-	-	-	-	-
151.2548	-23.8225	6143 (1.5-2	6143	1.5-2	4/02/2009	ES0901714		Stage 1a	-	-	-	-	-	-	-	-	-	-	-	-	-	-	-	-	-	-	-	-	-	-	-	-	-	-	-	-	-	-	-	-	-	-	-
151.2548	-23.8225	6143 (2.0-2	6143	2-2.4	4/02/2009	ES0901714		Stage 1a	-	-	-	-	-	-	-	-	-	-	-	-	-	-	-	-	-	-	-	-	-	-	-	-	-	-	-	-	-	-	-	-	-	-	-
151.2548	-23.8225	6143 (2.0-2	6143	2-2.4	4/02/2009	ES0901725		Stage 1a	-	-	-	-	-	-	-	-	-	-	-	-	-	-	-	-	-	-	-	-	-	-	-	-	-	-	-	-	-	-	-	-	-	-	-
151.2548	-23.8225	6143_0.1	6143	0.1-0.1	4/02/2009	Field Test		Stage 1a	8.38	1.48	6.9	2	-	-	-	-	-	-	-	-	-	-	-	-	-	-	-	-	-	-	-	-	-	-	-	-	-	-	-	-	-	-	-
151.2548	-23.8225	6143_0.25	6143	0.25-0.25	4/02/2009	Field Test		Stage 1a	8.36	1.73	6.63	1	-	-	-	-	-	-	-	-	-	-	-	-	-	-	-	-	-	-	-	-	-	-	-	-	-	-	-	-	-	-	-
151.2548	-23.8225	6143_0.5	6143	0.5-0.5	4/02/2009	Field Test		Stage 1a	8.44	1.74	6.7	1	-	-	-	-	-	-	-	-	-	-	-	-	-	-	-	-	-	-	-	-	-	-	-	-	-	-	-	-	-	-	-
151.2548	-23.8225	6143_0.75	6143	0.75-0.75	4/02/2009	Field Test		Stage 1a	8.2	1.65	6.55	1	-	-	-	-	-	-	-	-	-	-	-	-	-	-	-	-	-	-	-	-	-	-	-	-	-	-	-	-	-	-	-
151.2548	-23.8225	6143_1	6143	1-1	4/02/2009	Field Test		Stage 1a	8.33	1.81	6.52	1	-	-	-	-	-	-	-	-	-	-	-	-	-	-	-	-	-	-	-	-	-	-	-	-	-	-	-	-	-	-	-
151.2548	-23.8225	6143_1.25	6143	1.25-1.25	4/02/2009	Field Test		Stage 1a	8.18	1.38	6.8	1	-	-	-	-	-	-	-	-	-	-	-	-	-	-	-	-	-	-	-	-	-	-	-	-	-	-	-	-	-	-	-
151.2548	-23.8225	6143_1.5	6143	1.5-1.5	4/02/2009	Field Test		Stage 1a	8.26	1.84	6.42	1	-	-	-	-	-	-	-	-	-	-	-	-	-	-	-	-	-	-	-	-	-	-	-	-	-	-	-	-	-	-	-
151.2548	-23.8225	6143_1.75	6143	1.75-1.75	4/02/2009	Field Test		Stage 1a	8	1.68	6.32	1	-	-	-	-	-	-	-	-	-	-	-	-	-	-	-	-	-	-	-	-	-	-	-	-	-	-	-	-	-	-	-
151.2548	-23.8225	6143_2	6143	2-2	4/02/2009	Field Test		Stage 1a	7.7	1.47	6.23	1	-	-	-	-	-	-	-	-	-	-	-	-	-	-	-	-	-	-	-	-	-	-	-	-	-	-	-	-	-	-	-
151.2548	-23.8225	6143_2.25	6143	2.25-2.25	4/02/2009	Field Test		Stage 1a	7.55	1.79	5.76	1	-	-	-	-	-	-	-	-	-	-	-	-	-	-	-	-	-	-	-	-	-	-	-	-	-	-	-	-	-	-	-
151.2548	-23.8225	6143_2.5	6143	2.5-2.5	4/02/2009	Field Test		Stage 1a	7.47	1.75	5.72	1	-	-	-	-	-	-	-	-	-	-	-	-	-	-	-	-	-	-	-	-	-	-	-	-	-	-	-	-	-	-	-
151.2562	-23.8253	6105	6105	0 - 0.1	3/03/2009	EB0903646		Stage 1a	-	-	-	-	11	-	-	2200	-	-	17	-	-	1.5	-	0.03	-	-	-	-	<1	-	<10	<0.02	-	9.3	-	-	-	<0.02	-	-	3.53	-	<2	-	-
151.2562	-23.8253	6105	6105	0 - 0.45	3/03/2009	ES0903254		Stage 1a	-	-	-	-	-	-	-	-	-	-	-	-	-	-	-	-	-	-	-	-	-	-	-	-	-	-	-	-	-	-	-	-	-	-	-	-
151.2562	-23.8253	6105	6105	0 - 0.5	3/03/2009	ES0903492		Stage 1a	-	-	-	-	-	-	-	-	-	-	-	-	-	-	-	-	-	-	-	-	-	-	-	-	-	-	-	-	-	-	-	-	-	-	-	-
151.2562	-23.8253	6105	6105	0.3-0.5	3/03/2009	EB0903646		Stage 1a	-	-	-	-	<0.01	-	-	<10	-	-	12	-	-	1.5	-	<0.02	-	-	-	-	<1	-	12	<0.02	-	8	-	-	-	<0.02	-	-	<0.01	-	<2	-	-
151.2562	-23.8253	6105	6105	0.45-1	3/03/2009	ES0903254		Stage 1a	-	-	-	-	-	-	-	-	-	-	-	-	-	-	-	-	-	-	-	-	-	-	-	-	-	-	-	-	-	-	-	-	-	-	-	-
151.2562	-23.8253	6105	6105	0.5-1	3/03/2009	ES0903492		Stage 1a	-	-	-	-	-	-	-	-	-	-	-	-	-	-	-	-	-	-	-	-	-	-	-	-	-	-	-	-	-	-	-	-	-	-	-	-
151.2562	-23.8253	6105	6105	0.8-1	3/03/2009	EB0903646		Stage 1a	-	-	-	-	<0.01	-	-	<10	-	-	12	-	-	1.5	-	<0.02	-	-	-	-	<1	-	12	<0.02	-	7.1	-	-	-	<0.02	-	-	<0.01	-	<2	-	-
151.2562	-23.8253	6105	6105	1.3-1.5	3/03/2009	EB0903646		Stage 1a	-	-	-	-	<0.01	-	-	<10	-	-	20	-	-	1.5	-	0.03	-	-	-	-	1	-	20	0.03	-	7	-	-	-	<0.02	-	-	<0.01	-	<2	-	-
151.2562	-23.8253	6105	6105	1.3-2.1	3/03/2009	ES0903254		Stage 1a	-	-	-	-	-	-	-	-	-	-	-	-	-	-	-	-	-	-	-	-	-	-	-	-	-	-	-	-	-	-	-	-	-	-	-	-
151.2562	-23.8253	6105	6105	1.8-2	3/03/2009	EB0903646		Stage 1a	-	-	-	-	<0.01	-	-	<10	-	-	15	-	-	1.5	-	0.02	-	-	-	-	1	-	15	0.02	-	6.7	-	-	-	<0.02	-	-	<0.01	-	<2	-	-
151.2562	-23.8253	6105	6105	1.8-2.1	3/03/2009	ES0903492		Stage 1a	-	-	-	-	-	-	-	-	-	-	-	-	-	-	-	-	-	-	-	-	-	-	-	-	-	-	-	-	-	-	-	-	-	-	-	-
151.2562	-23.8253	6105	6105	1-1.3	3/03/2009	ES0903254		Stage 1a	-	-	-	-	-	-	-	-	-	-	-	-	-	-	-	-	-	-	-	-	-	-	-	-	-	-	-	-	-	-	-	-	-	-	-	-
151.2562	-23.8253	6105_0.1	6105	0.1	3/03/2009	Field Test		Stage 1a	9.2	2.85	6.35	-	-	-	-	-	-	-	-	-	-	-	-	-	-	-	-	-	-	-	-	-	-	-	-	-	-	-	-	-	-	-	-
151.2562	-23.8253	6105_0.25	6105	0.25	3/03/2009	Field Test		Stage 1a	8.39	2.51	5.88	-	-	-	-	-	-	-	-	-	-	-	-	-	-	-	-	-	-	-	-	-	-	-	-	-	-	-	-	-	-	-	-
151.2562	-23.8253	6105_0.5	6105	0.5	3/03/2009	Field Test		Stage 1a	6.95	1.57	5.38	-	-	-	-	-	-	-	-	-	-	-	-	-	-	-	-	-	-	-	-	-	-	-	-	-	-	-	-	-	-	-	-
151.2562	-23.8253	6105_0.75	6105	0.75	3/03/2009	Field Test		Stage 1a	6.78	1.39	5.39	-	-	-	-	-	-	-	-	-	-	-	-	-	-	-	-	-	-	-	-	-	-	-	-	-	-	-	-	-	-	-	-
151.2562	-23.8253	6105_1	6105	1	3/03/2009	Field Test		Stage 1a	7.12	1.67	5.45	-	-	-	-	-	-	-	-	-	-	-	-	-	-	-	-	-	-	-	-	-	-	-	-	-	-	-	-	-	-	-	-
151.2562	-23.8253	6105_1.25	6105	1.25	3/03/2009	Field Test		Stage 1a	7.02	1.43	5.59	-	-	-	-	-	-	-	-	-	-	-	-	-	-	-	-	-	-	-	-	-	-	-	-	-	-	-	-	-	-	-	-
151.2562	-23.8253	6105_1.5	6105	1.5	3/03/2009	Field Test		Stage 1a	7.1	1.54	5.56	-	-	-	-	-	-	-	-	-	-	-	-	-	-	-	-	-	-	-	-	-	-	-	-	-	-	-	-	-	-	-	-
151.2562	-23.8253	6105_1.75	6105	1.75	3/03/2009	Field Test		Stage 1a	6.97	0.92	6.05	-	-	-	-	-	-	-	-	-	-	-	-	-	-	-	-	-	-	-	-	-	-	-	-	-	-	-	-	-	-	-	-
151.2562	-23.8253	6105_2	6105	2	3/03/2009	Field Test		Stage 1a	6.84	1.17	5.67	-	-	-	-	-	-	-	-	-	-	-	-	-	-	-	-	-	-	-	-	-	-	-	-	-	-	-	-	-	-	-	-
151.2569	-23.823	6086	6086	0 - 0.1	16/02/2009	EB0902789		Stage 1a	-	-	-	-	12.9	-	-	2580	-	-	18	-	-	1.5	-	0.03	-	-	-	-	<1	-	<10	<0.02	-	9.5	-	-	-	<0.02	-	-	4.14	-	<2	-	-
151.2569	-23.823	6086	6086	0 - 0.5	16/02/2009	ES0902289		Stage 1a	-	-	-	-	-	-	-	-	-	-	-	-	-	-	-	-	-	-	-	-	-	-	-	-	-	-	-	-	-	-	-	-	-	-	-	-
151.2569	-23.823	6086	6086	0.3-0.5	16/02/2009	EB0902789		Stage 1a	-	-	-	-	25.3	-	-	5060	-	-	21	-	-	1.5	-	0.03	-	-	-	-	<1	-	<10	<0.02	-	9.5	-	-	-	<0.02	-	-	8.11	-	<2	-	-
151.2569	-23.823	6086	6086	0.5-1	16/02/2009	ES0902289		Stage 1a	-	-	-	-	-	-	-	-	-	-	-	-	-	-	-	-	-	-	-	-	-	-	-	-	-	-	-	-	-	-	-	-	-	-	-	-
151.2569	-23.823	6086	6086	0.5-1	16/02/2009	ES0902353		Stage 1a	-	-	-	-	-	-	-	-	-	-	-	-	-	-	-	-	-	-	-	-	-	-	-	-	-	-	-	-	-	-	-	-	-	-	-	-
151.2569	-23.823	6086	6086	0.8-1	16/02/2009	EB0902789		Stage 1a	-	-	-	-	24.3	-	-	4850	-	-	39	-	-	1.5	-	0.06	-	-	-	-	<1	-	<10	<0.02	-	9.5	-	-	-	<0.02	-	-	7.78	-	<2	-	-
151.2569	-23.823	6086	6086	1.3-1.5	16/02/2009	EB0902789		Stage 1a	-	-	-	-	22.5	-	-	4500	-	-	18	-	-	1.5	-	0.03	-	-	-	-	<1	-	<10	<0.02	-	9.5	-	-	-	<0.02	-	-	7.21	-	<2	-	-
151.2569	-23.823	6086	6086	1.5-2	16/02/2009	ES0902289		Stage 1a	-	-	-	-	-	-	-	-	-	-	-	-	-	-	-	-	-	-	-	-	-	-	-	-	-	-	-	-	-	-	-	-	-	-	-	-
151.2569	-23.823	6086	6086	1.5-2	16/02/2009	ES0902353		Stage 1a	-	-	-	-	-	-	-	-	-	-	-	-	-	-	-	-	-	-	-	-	-	-	-	-	-	-	-	-	-	-	-	-	-	-	-	-
151.2569	-23.823	6086	6086	1.8-2	16/02/2009	EB0902789		Stage 1a	-	-	-	-	24.3	-	-	4850	-	-	10	-	-	1.5	-	<0.02	-	-	-	-	<1	-	<10	<0.02	-	9.6	-	-	-	<0.02	-	-	7.78	-	<2	-	-
151.2569	-23.823	6086	6086	1-1.5	16/02/2009	ES0902289		Stage 1a	-	-	-	-	-	-	-	-	-	-	-	-	-	-	-	-	-	-	-	-	-	-	-	-	-	-	-	-	-	-	-	-	-	-	-	-
151.2569	-23.823	6086	6086	2.3-2.5	16/02/2009	EB0902789		Stage 1a	-	-	-	-	12.2	-	-	2430	-	-	<10	-	-	1.5	-	<0.02	-	-	-	-	<1	-	<10	<0.02	-	9.5	-	-	-	<0.02	-	-	3.9	-	<2	-	-
151.2569	-23.823	6086	6086	2.5-3	16/02/2009	ES0902353		Stage 1a	-	-	-	-	-	-	-	-	-	-	-	-	-	-	-	-	-	-	-	-	-	-	-	-	-	-	-	-	-	-	-	-	-	-	-	-
151.2569	-23.823	6086	6086	2.8-3	16/02/2009	EB0902789		Stage 1a	-	-	-	-	3.84	-	-	767	-	-	<10	-	-	1.5	-	<0.02	-	-	-	-	<1	-	<10	<0.02	-	9.4	-	-	-	<0.02	-	-	1.23	-	<2	-	-
151.2569	-23.823	6086	6086	2-3	16/02/2009	ES0902289		Stage 1a	-	-	-	-	-	-	-	-	-	-	-	-	-	-	-	-	-	-	-	-	-	-	-	-	-	-	-	-	-	-	-	-	-	-	-	-
151.2569	-23.823	6086	6086	3.3-3.5	16/02/2009	EB0902789		Stage 1a	-	-	-	-	<0.01	-	-	<10	-	-	<10	-	-	1.5	-	<0.02	-	-	-	-	<1	-	<10	<0.02	-	7.7	-	-	-	<0.02	-	-	<0.01	-	<2	-	-
151.2569	-23.823	6086	6086	3.5-4.7	16/02/2009	ES0902289		Stage 1a	-	-	-	-	-	-	-	-	-	-	-	-	-	-	-	-	-	-	-	-	-	-	-	-	-	-	-	-	-	-	-	-	-	-	-	-
151.2569	-23.823	6086	6086	3.8-4	16/02/2009	EB0902789		Stage 1a	-	-	-	-	0.68	-	-	135	-	-	<10	-	-	1.5	-	<0.02	-	-	-	-	<1	-	<10	<0.02	-	9.4	-	-	-	<0.02	-	-	0.22	-	<2	-	-
151.2569	-23.823	6086	6086	3-3.5	16/02/2009	ES0902289		Stage 1a	-	-	-	-	-	-	-	-	-	-	-	-	-	-	-	-	-	-	-	-	-	-	-	-	-	-	-	-	-	-	-	-	-	-	-	-
151.2569	-23.823	6086	6086	4.3-4.5	16/02/2009	EB0902789		Stage 1a	-	-	-	-	0.38	-	-	76	-	-	<10	-	-	1.5	-	<0.02	-	-	-	-	<1	-	<10	<0.02	-	9.2	-	-	-	<0.02	-	-	0.12	-	<2	-	-
151.2569	-23.823	6086	6086	4-4.5	16/02/2009	ES0902353		Stage 1a	-	-	-	-	-	-	-	-	-	-	-	-	-	-	-	-	-	-	-	-	-	-	-	-	-	-	-	-	-	-	-	-	-	-	-	-
151.2569	-23.823	6086_0.1	6086	0.1	16/02/2009	Field Test		Stage 1a	8.63	1.46	7.17	1	-	-	-	-	-	-	-	-	-	-	-	-	-	-	-	-	-	-	-	-	-	-	-	-	-	-	-	-	-	-	-	-

									ASS Field Test				ASS																														
									pH (F)	pH Change	pH OX	Reaction Rate	Acid Neutralising Capacity	Acid Reacted Calcium	Acid Reacted Magnesium	acidity - Acid Neutralising Capacity (19A2)	acidity - Acid Reacted Calcium	acidity - Acid Reacted Magnesium	acidity - Chromium Reducible Sulfur (a-22B)	acidity - Excess Acid Neutralising Capacity	acidity - Peroxide Oxidisable Sulfur	ANC Fineness Factor	Calcium in Peroxide	Chromium Reducible Sulfur	Excess Acid Neutralising Capacity	KCl Extractable Calcium	KCl Extractable Magnesium	KCl Extractable Sulfur	Liming Rate	Magnesium in Peroxide	Net Acidity (acidity units)	Net Acidity (sulfur units)	Peroxide Oxidisable Sulfur	pH KCl	sulfidic - Acid Reacted Calcium	sulfidic - Acid Reacted Magnesium	sulfidic - Excess Acid Neutralising Capacity	sulfidic - Titratable Actual Acidity	sulfidic - Titratable Peroxide Acidity	sulfidic - Titratable Sulfidic Acidity	sulfidic-Acid Neutral	Sulfur in Peroxide	Titratable Actual Acidity	Titratable Peroxide Acidity	Titratable Sulfidic Acidity
									pH Unit	pH Units	pH Unit	Units	m H+/t	%	%	mol h+/t	mole H+/t	mole H+/t	m H+/t	mole H+/t	mole H+/t	-	%	% S	%	%	%	%	kg CaCO3/t	%	mole H+/t	%S	%	pH Unit	% S	%S	%S	%S	%S	%S	%	mole H+/t	mole H+/t	mole H+/t
EQL									0.1		0.1	1	0.01	0.02	0.02	10	10	10	10	10	10	0.5	0.02	0.02	0.02	0.02	0.02	0.02	1	0.02	10	0.02	0.02	0.1	0.01	0.02	0.02	0.02	0.02	0.02	0.01	0.02	2	2	2
National Assessment Guidelines for Dredging- Maximum																																											
National Assessment Guidelines for Dredging- Screening																																											
QASSIT 1998 (Field Screen)									5-14	1	5-14	2																															
QASSIT 1998 (Minimum)																															18	0.03											
x coord	**y coord**	**Field ID**	**Core #**	**Depth (m)**	**Date Sample**	**SDG**	**GC Borelog Approved**	**Purpose**																																			
151.2569	-23.823	6086_0.25	6086	0.25	16/02/2009	Field Test		Stage 1a	8.72	2.2	6.52	1	-	-	-	-	-	-	-	-	-	-	-	-	-	-	-	-	-	-	-	-	-	-	-	-	-	-	-	-	-	-	-
151.2569	-23.823	6086_0.5	6086	0.5	16/02/2009	Field Test		Stage 1a	8.66	2.02	6.64	1	-	-	-	-	-	-	-	-	-	-	-	-	-	-	-	-	-	-	-	-	-	-	-	-	-	-	-	-	-	-	-
151.2569	-23.823	6086_0.75	6086	0.75	16/02/2009	Field Test		Stage 1a	8.75	2.14	6.61	1	-	-	-	-	-	-	-	-	-	-	-	-	-	-	-	-	-	-	-	-	-	-	-	-	-	-	-	-	-	-	-
151.2569	-23.823	6086_1	6086	1	16/02/2009	Field Test		Stage 1a	9.01	2.41	6.6	1	-	-	-	-	-	-	-	-	-	-	-	-	-	-	-	-	-	-	-	-	-	-	-	-	-	-	-	-	-	-	-
151.2569	-23.823	6086_1.25	6086	1.25	16/02/2009	Field Test		Stage 1a	8.74	1.89	6.85	1	-	-	-	-	-	-	-	-	-	-	-	-	-	-	-	-	-	-	-	-	-	-	-	-	-	-	-	-	-	-	-
151.2569	-23.823	6086_1.5	6086	1.5	16/02/2009	Field Test		Stage 1a	8.59	1.9	6.69	1	-	-	-	-	-	-	-	-	-	-	-	-	-	-	-	-	-	-	-	-	-	-	-	-	-	-	-	-	-	-	-
151.2569	-23.823	6086_1.75	6086	1.75	16/02/2009	Field Test		Stage 1a	8.48	1.84	6.64	1	-	-	-	-	-	-	-	-	-	-	-	-	-	-	-	-	-	-	-	-	-	-	-	-	-	-	-	-	-	-	-
151.2569	-23.823	6086_2	6086	2	16/02/2009	Field Test		Stage 1a	8.7	1.98	6.72	1	-	-	-	-	-	-	-	-	-	-	-	-	-	-	-	-	-	-	-	-	-	-	-	-	-	-	-	-	-	-	-
151.2569	-23.823	6086_2.25	6086	2.25	16/02/2009	Field Test		Stage 1a	8.56	1.81	6.75	1	-	-	-	-	-	-	-	-	-	-	-	-	-	-	-	-	-	-	-	-	-	-	-	-	-	-	-	-	-	-	-
151.2569	-23.823	6086_2.5	6086	2.5	16/02/2009	Field Test		Stage 1a	8.47	1.89	6.58	1	-	-	-	-	-	-	-	-	-	-	-	-	-	-	-	-	-	-	-	-	-	-	-	-	-	-	-	-	-	-	-
151.2569	-23.823	6086_2.75	6086	2.75	16/02/2009	Field Test		Stage 1a	8.48	1.83	6.65	1	-	-	-	-	-	-	-	-	-	-	-	-	-	-	-	-	-	-	-	-	-	-	-	-	-	-	-	-	-	-	-
151.2569	-23.823	6086_3	6086	3	16/02/2009	Field Test		Stage 1a	8.78	2.54	6.24	-	-	-	-	-	-	-	-	-	-	-	-	-	-	-	-	-	-	-	-	-	-	-	-	-	-	-	-	-	-	-	-
151.2569	-23.823	6086_3.25	6086	3.25	16/02/2009	Field Test		Stage 1a	9.12	2.47	6.65	1	-	-	-	-	-	-	-	-	-	-	-	-	-	-	-	-	-	-	-	-	-	-	-	-	-	-	-	-	-	-	-
151.2569	-23.823	6086_3.5	6086	3.5	16/02/2009	Field Test		Stage 1a	7.73	1.5	6.23	-	-	-	-	-	-	-	-	-	-	-	-	-	-	-	-	-	-	-	-	-	-	-	-	-	-	-	-	-	-	-	-
151.2569	-23.823	6086_3.75	6086	3.75	16/02/2009	Field Test		Stage 1a	7.65	1.45	6.2	-	-	-	-	-	-	-	-	-	-	-	-	-	-	-	-	-	-	-	-	-	-	-	-	-	-	-	-	-	-	-	-
151.2569	-23.823	6086_4	6086	4	16/02/2009	Field Test		Stage 1a	7.42	1.41	6.01	-	-	-	-	-	-	-	-	-	-	-	-	-	-	-	-	-	-	-	-	-	-	-	-	-	-	-	-	-	-	-	-
151.2569	-23.823	6086_4.25	6086	4.25	16/02/2009	Field Test		Stage 1a	7.37	1.57	5.8	-	-	-	-	-	-	-	-	-	-	-	-	-	-	-	-	-	-	-	-	-	-	-	-	-	-	-	-	-	-	-	-
151.2569	-23.823	6086_4.5	6086	4.5	16/02/2009	Field Test		Stage 1a	7.24	1.16	6.08	-	-	-	-	-	-	-	-	-	-	-	-	-	-	-	-	-	-	-	-	-	-	-	-	-	-	-	-	-	-	-	-
151.2569	-23.823	6086_4.75	6086	4.75	16/02/2009	Field Test		Stage 1a	7.49	1.68	5.81	-	-	-	-	-	-	-	-	-	-	-	-	-	-	-	-	-	-	-	-	-	-	-	-	-	-	-	-	-	-	-	-
151.2577	-23.8247	6063	6063	0 - 0.5	26/01/2009	ES0901208		Stage 1a	-	-	-	-	-	-	-	-	-	-	-	-	-	-	-	-	-	-	-	-	-	-	-	-	-	-	-	-	-	-	-	-	-	-	-
151.2577	-23.8247	6063	6063	0 - 0.5	26/01/2009	ES0901445		Stage 1a	-	-	-	-	-	-	-	-	-	-	-	-	-	-	-	-	-	-	-	-	-	-	-	-	-	-	-	-	-	-	-	-	-	-	-
151.2577	-23.8247	6063	6063	0.5-1	26/01/2009	ES0901208		Stage 1a	-	-	-	-	-	-	-	-	-	-	-	-	-	-	-	-	-	-	-	-	-	-	-	-	-	-	-	-	-	-	-	-	-	-	-
151.2577	-23.8247	6063	6063	1.5-2	26/01/2009	ES0901208		Stage 1a	-	-	-	-	-	-	-	-	-	-	-	-	-	-	-	-	-	-	-	-	-	-	-	-	-	-	-	-	-	-	-	-	-	-	-
151.2577	-23.8247	6063	6063	1-1.5	26/01/2009	ES0901208		Stage 1a	-	-	-	-	-	-	-	-	-	-	-	-	-	-	-	-	-	-	-	-	-	-	-	-	-	-	-	-	-	-	-	-	-	-	-
151.2577	-23.8247	6063	6063	1-1.5	26/01/2009	ES0901445		Stage 1a	-	-	-	-	-	-	-	-	-	-	-	-	-	-	-	-	-	-	-	-	-	-	-	-	-	-	-	-	-	-	-	-	-	-	-
151.2577	-23.8247	6063	6063	2-2.5	26/01/2009	ES0901208		Stage 1a	-	-	-	-	-	-	-	-	-	-	-	-	-	-	-	-	-	-	-	-	-	-	-	-	-	-	-	-	-	-	-	-	-	-	-
151.2585	-23.8263	6043	6043	0 - 0.1	3/03/2009	EB0903646		Stage 1a	-	-	-	-	0.7	-	-	140	-	-	<10	-	-	1.5	-	<0.02	-	-	-	-	<1	-	<10	<0.02	-	9.4	-	-	-	<0.02	-	-	0.22	-	<2	-	-
151.2585	-23.8263	6043	6043	0 - 0.5	3/03/2009	ES0903254		Stage 1a	-	-	-	-	-	-	-	-	-	-	-	-	-	-	-	-	-	-	-	-	-	-	-	-	-	-	-	-	-	-	-	-	-	-	-
151.2585	-23.8263	6043	6043	0 - 0.5	3/03/2009	ES0903492		Stage 1a	-	-	-	-	-	-	-	-	-	-	-	-	-	-	-	-	-	-	-	-	-	-	-	-	-	-	-	-	-	-	-	-	-	-	-
151.2585	-23.8263	6043	6043	0.3-0.5	3/03/2009	EB0903646		Stage 1a	-	-	-	-	1.02	-	-	204	-	-	<10	-	-	1.5	-	<0.02	-	-	-	-	<1	-	<10	<0.02	-	9.4	-	-	-	<0.02	-	-	0.33	-	<2	-	-
151.2585	-23.8263	6043	6043	0.5-1	3/03/2009	ES0903254		Stage 1a	-	-	-	-	-	-	-	-	-	-	-	-	-	-	-	-	-	-	-	-	-	-	-	-	-	-	-	-	-	-	-	-	-	-	-
151.2585	-23.8263	6043	6043	0.8-1	3/03/2009	EB0903646		Stage 1a	-	-	-	-	0.43	-	-	86	-	-	<10	-	-	1.5	-	<0.02	-	-	-	-	<1	-	<10	<0.02	-	8.7	-	-	-	<0.02	-	-	0.14	-	<2	-	-
151.2585	-23.8263	6043	6043	1.3-1.5	3/03/2009	EB0903646		Stage 1a	-	-	-	-	0.32	-	-	64	-	-	<10	-	-	1.5	-	<0.02	-	-	-	-	<1	-	<10	<0.02	-	8.5	-	-	-	<0.02	-	-	0.1	-	<2	-	-
151.2585	-23.8263	6043	6043	1.5-2	3/03/2009	ES0903254		Stage 1a	-	-	-	-	-	-	-	-	-	-	-	-	-	-	-	-	-	-	-	-	-	-	-	-	-	-	-	-	-	-	-	-	-	-	-
151.2585	-23.8263	6043	6043	1.8-2	3/03/2009	EB0903646		Stage 1a	-	-	-	-	0.27	-	-	54	-	-	<10	-	-	1.5	-	<0.02	-	-	-	-	<1	-	<10	<0.02	-	7.2	-	-	-	<0.02	-	-	0.09	-	<2	-	-
151.2585	-23.8263	6043	6043	1-1.5	3/03/2009	ES0903254		Stage 1a	-	-	-	-	-	-	-	-	-	-	-	-	-	-	-	-	-	-	-	-	-	-	-	-	-	-	-	-	-	-	-	-	-	-	-
151.2585	-23.8263	6043	6043	2.3-2.5	3/03/2009	EB0903646		Stage 1a	-	-	-	-	<0.01	-	-	<10	-	-	<10	-	-	1.5	-	<0.02	-	-	-	-	<1	-	<10	<0.02	-	6.9	-	-	-	<0.02	-	-	<0.01	-	<2	-	-
151.2585	-23.8263	6043	6043	2-2.5	3/03/2009	ES0903492		Stage 1a	-	-	-	-	-	-	-	-	-	-	-	-	-	-	-	-	-	-	-	-	-	-	-	-	-	-	-	-	-	-	-	-	-	-	-
151.2585	-23.8263	6043	6043	2-2.8	3/03/2009	ES0903254		Stage 1a	-	-	-	-	-	-	-	-	-	-	-	-	-	-	-	-	-	-	-	-	-	-	-	-	-	-	-	-	-	-	-	-	-	-	-
151.2585	-23.8263	6043_0.1	6043	0.1	3/03/2009	Field Test		Stage 1a	8.21	-0.24	8.45	-	-	-	-	-	-	-	-	-	-	-	-	-	-	-	-	-	-	-	-	-	-	-	-	-	-	-	-	-	-	-	-
151.2585	-23.8263	6043_0.25	6043	0.25	3/03/2009	Field Test		Stage 1a	8.25	-0.26	8.51	-	-	-	-	-	-	-	-	-	-	-	-	-	-	-	-	-	-	-	-	-	-	-	-	-	-	-	-	-	-	-	-
151.2585	-23.8263	6043_0.5	6043	0.5	3/03/2009	Field Test		Stage 1a	8.23	-0.32	8.55	4	-	-	-	-	-	-	-	-	-	-	-	-	-	-	-	-	-	-	-	-	-	-	-	-	-	-	-	-	-	-	-
151.2585	-23.8263	6043_0.75	6043	0.75	3/03/2009	Field Test		Stage 1a	8.28	-0.28	8.56	4	-	-	-	-	-	-	-	-	-	-	-	-	-	-	-	-	-	-	-	-	-	-	-	-	-	-	-	-	-	-	-
151.2585	-23.8263	6043_1	6043	1	3/03/2009	Field Test		Stage 1a	8.21	-0.35	8.56	4	-	-	-	-	-	-	-	-	-	-	-	-	-	-	-	-	-	-	-	-	-	-	-	-	-	-	-	-	-	-	-
151.2585	-23.8263	6043_1.25	6043	1.25	3/03/2009	Field Test		Stage 1a	8.29	-0.31	8.6	4	-	-	-	-	-	-	-	-	-	-	-	-	-	-	-	-	-	-	-	-	-	-	-	-	-	-	-	-	-	-	-
151.2585	-23.8263	6043_1.5	6043	1.5	3/03/2009	Field Test		Stage 1a	8.1	-0.44	8.54	-	-	-	-	-	-	-	-	-	-	-	-	-	-	-	-	-	-	-	-	-	-	-	-	-	-	-	-	-	-	-	-
151.2585	-23.8263	6043_1.75	6043	1.75	3/03/2009	Field Test		Stage 1a	8.15	-0.33	8.48	4	-	-	-	-	-	-	-	-	-	-	-	-	-	-	-	-	-	-	-	-	-	-	-	-	-	-	-	-	-	-	-
151.2585	-23.8263	6043_2	6043	2	3/03/2009	Field Test		Stage 1a	8.07	-0.25	8.32	-	-	-	-	-	-	-	-	-	-	-	-	-	-	-	-	-	-	-	-	-	-	-	-	-	-	-	-	-	-	-	-
151.2585	-23.8263	6043_2.25	6043	2.25	3/03/2009	Field Test		Stage 1a	8.32	0.02	8.3	4	-	-	-	-	-	-	-	-	-	-	-	-	-	-	-	-	-	-	-	-	-	-	-	-	-	-	-	-	-	-	-
151.2585	-23.8263	6043_2.5	6043	2.5	3/03/2009	Field Test		Stage 1a	7.79	-0.3	8.09	4	-	-	-	-	-	-	-	-	-	-	-	-	-	-	-	-	-	-	-	-	-	-	-	-	-	-	-	-	-	-	-
151.2585	-23.8263	6043_2.75	6043	2.75	3/03/2009	Field Test		Stage 1a	7.89	-0.19	8.08	-	-	-	-	-	-	-	-	-	-	-	-	-	-	-	-	-	-	-	-	-	-	-	-	-	-	-	-	-	-	-	-
151.2597	-23.8257	6018	6018	0 - 0.5	26/01/2009	ES0901208		Stage 1a	-	-	-	-	-	-	-	-	-	-	-	-	-	-	-	-	-	-	-	-	-	-	-	-	-	-	-	-	-	-	-	-	-	-	-
151.2597	-23.8257	6018	6018	0 - 0.5	26/01/2009	ES0901445		Stage 1a	-	-	-	-	-	-	-	-	-	-	-	-	-	-	-	-	-	-	-	-	-	-	-	-	-	-	-	-	-	-	-	-	-	-	-
151.2597	-23.8257	6018	6018	0.5-1	26/01/2009	ES0901208		Stage 1a	-	-	-	-	-	-	-	-	-	-	-	-	-	-	-	-	-	-	-	-	-	-	-	-	-	-	-	-	-	-	-	-	-	-	-
151.2597	-23.8257	6018	6018	0.5-1	26/01/2009	ES0901445		Stage 1a	-	-	-	-	-	-	-	-	-	-	-	-	-	-	-	-	-	-	-	-	-	-	-	-	-	-	-	-	-	-	-	-	-	-	-
151.2597	-23.8257	6018	6018	1.5-1.75	26/01/2009	ES0901208		Stage 1a	-	-	-	-	-	-	-	-	-	-	-	-	-	-	-	-	-	-	-	-	-	-	-	-	-	-	-	-	-	-	-	-	-	-	-
151.2597	-23.8257	6018	6018	1-1.5	26/01/2009	ES0901208		Stage 1a	-	-	-	-	-	-	-	-	-	-	-	-	-	-	-	-	-	-	-	-	-	-	-	-	-	-	-	-	-	-	-	-	-	-	-
151.262	-23.8279	5972	5972	0 - 0.4	27/01/2009	ES0901208		Stage 1a	-	-	-	-	-	-	-	-	-	-	-	-	-	-	-	-	-	-	-	-	-	-	-	-	-	-	-	-	-	-	-	-	-	-	-
151.262	-23.8279	5972_0.1	5972	0.1-0.1	27/01/2009	Field Test		Stage 1a	7.93	-0.12	8.05	-	-	-	-	-	-	-	-	-	-	-	-	-	-	-	-	-	-	-	-	-	-	-	-	-	-	-	-	-	-	-	-
151.262	-23.8279	5972_0.25	5972	0.25-0.25	27/01/2009	Field Test		Stage 1a	7.47	0.18	7.29	-	-	-	-	-	-	-	-	-	-	-	-	-	-	-	-	-	-	-	-	-	-	-	-	-	-	-	-	-	-	-	-
151.262	-23.8279	5972_0.4	5972	0.4-0.4	27/01/2009	Field Test		Stage 1a	7.69	-0.17	7.86	-	-	-	-	-	-	-	-	-	-	-	-	-	-	-	-	-	-	-	-	-	-	-	-	-	-	-	-	-	-	-	-
151.2645	-23.8288	5935	5935	0 - 0.5	27/01/2009	ES0901208		Stage 1a	-	-	-	-	-	-	-	-	-	-	-	-	-	-	-	-	-	-	-	-	-	-	-	-	-	-	-	-	-	-	-	-	-	-	-
151.2645	-23.8288	5935	5935	0 - 0.5	27/01/2009	ES0901445		Stage 1a	-	-	-	-	-	-	-	-	-	-	-	-	-	-	-	-	-	-	-	-	-	-	-	-	-	-	-	-	-	-	-	-	-	-	-
151.2645	-23.8288	5935	5935	0.5-1	27/01/2009	ES0901208		Stage 1a	-	-	-	-	-	-	-	-	-	-	-	-	-	-	-	-	-	-	-	-	-	-	-	-	-	-	-	-	-	-	-	-	-	-	-
151.2645	-23.8288	5935	5935	0.5-1	27/01/2009	ES0901445		Stage 1a	-	-	-	-	-	-	-	-	-	-	-	-	-	-	-	-	-	-	-	-	-	-	-	-	-	-	-	-	-	-	-	-	-	-	-
151.2645	-23.8288	5935	5935	1.5-2	27/01/2009	ES0901208		Stage 1a	-	-	-	-	-	-	-	-	-	-	-	-	-	-	-	-	-	-	-	-	-	-	-	-	-	-	-	-	-	-	-	-	-	-	-
151.2645	-23.8288	5935	5935	1.5-2	27/01/2009	ES0901445		Stage 1a	-	-	-	-	-	-	-	-	-	-	-	-	-	-	-	-	-	-	-	-	-	-	-	-	-	-	-	-	-	-	-	-	-	-	-
151.2645	-23.8288	5935	5935	1-1.5	27/01/2009	ES0901208		Stage 1a	-	-	-	-	-	-	-	-	-	-	-	-	-	-	-	-	-	-	-	-	-	-	-	-	-	-	-	-	-	-	-	-	-	-	-
151.2645	-23.8288	5935	5935	2-2.25	27/01/2009	ES0901208		Stage 1a	-	-	-	-	-	-	-	-	-	-	-	-	-	-	-	-	-	-	-	-	-	-	-	-	-	-	-	-	-	-	-	-	-	-	-
151.2645	-23.8288	5935_0.1	5935	0.1-0.1	27/01/2009	Field Test		Stage 1a	7.48	1.87	5.61	-	-	-	-	-	-	-	-	-	-	-	-	-	-	-	-	-	-	-	-	-	-	-	-	-	-	-	-	-	-	-	-
151.2645	-23.8288	5935_0.25	5935	0.25-0.25	27/01/2009	Field Test		Stage 1a	7.25	1.49	5.76	-	-	-	-	-	-	-	-	-	-	-	-	-	-	-	-	-	-	-	-	-	-	-	-	-	-	-	-	-	-	-	-
151.2645	-23.8288	5935_0.5	5935	0.5-0.5	27/01/2009	Field Test		Stage 1a	7.44	1.43	6.01	-	-	-	-	-	-	-	-	-	-	-	-	-	-	-	-	-	-	-	-	-	-	-	-	-	-	-	-	-	-	-	-
151.2645	-23.8288	5935_0.75	5935	0.75-0.75	27/01/2009	Field Test		Stage 1a	7.13	1.28	5.85	-	-	-	-	-	-	-	-	-	-	-	-	-	-	-	-	-	-	-	-	-	-	-	-	-	-	-	-	-	-	-	-
151.2645	-23.8288	5935_1	5935	1-1	27/01/2009	Field Test		Stage 1a	7.28	1.67	5.61	-	-	-	-	-	-	-	-	-	-	-	-	-	-	-	-	-	-	-	-	-	-	-	-	-	-	-	-	-	-	-	-
151.2645	-23.8288	5935_1.25	5935	1.25-1.25	27/01/2009	Field Test		Stage 1a	6.99	1.25	5.74	-	-	-	-	-	-	-	-	-	-	-	-	-	-	-	-	-	-	-	-	-	-	-	-	-	-	-	-	-	-	-	-
151.2645	-23.8288	5935_1.5	5935	1.5-1.5	27/01/2009	Field Test		Stage 1a	6.95	1.25	5.7	-	-	-	-	-	-	-	-	-	-	-	-	-	-	-	-	-	-	-	-	-	-	-	-	-	-	-	-	-	-	-	-
151.2645	-23.8288	5935_1.75	5935	1.75-1.75	27/01/2009	Field Test		Stage 1a	6.63	0.94	5.69	-	-	-	-	-	-	-	-	-	-	-	-	-	-	-	-	-	-	-	-	-	-	-	-	-	-	-	-	-	-	-	-
151.2645	-23.8288	5935_2	5935	2-2	27/01/2009	Field Test		Stage 1a	6.72	1.3	5.42	-	-	-	-	-	-	-	-	-	-	-	-	-	-	-	-	-	-	-	-	-	-	-	-	-	-	-	-	-	-	-	-
151.2645	-23.8288	5935_2.25	5935	2.25-2.25	27/01/2009	Field Test		Stage 1a	6.62	0.78	5.84	-	-	-	-	-	-	-	-	-	-	-	-	-	-	-	-	-	-	-	-	-	-	-	-	-	-	-	-	-	-	-	-
151.2655	-23.8294	5925	5925	0 - 0.1	16/02/2009	EB0902664		Stage 1a	-	-	-	-	0.14	-	-	28	-	-	<10	-	-	1.5	-	<0.02	-	-	-	-	<1	-	<10	<0.02	-	7	-	-	-	<0.02	-	-	0.04	-	<2	-	-
151.2655	-23.8294	5925	5925	0 - 0.5	16/02/2009	ES0902353		Stage 1a	-	-	-	-	-	-	-	-	-	-	-	-	-	-	-	-	-	-	-	-	-	-	-	-	-	-	-	-	-	-	-	-	-	-	-
151.2655	-23.8294	5925	5925	0 - 0.5	16/02/2009	ES0902355		Stage 1a	-	-	-	-	-	-	-	-	-	-	-	-	-	-	-	-	-	-	-	-	-	-	-	-	-	-	-	-	-	-	-	-	-	-	-
151.2655	-23.8294	5925	5925	0.3-0.5	16/02/2009	EB0902664		Stage 1a	-	-	-	-	-	-	-	-	-	-	<10	-	-	1.5	-	<0.02	-	-	-	-	<1	-	<10	<0.02	-	6.4	-	-	-	<0.02	-	-	-	-	<2	-	-
151.2655	-23.8294	5925	5925	0.5-1	16/02/2009	ES0902355		Stage 1a	-	-	-	-	-	-	-	-	-	-	-	-	-	-	-	-	-	-	-	-	-	-	-	-	-	-	-	-	-	-	-	-	-	-	-
151.2655	-23.8294	5925	5925	0.8-1	16/02/2009	EB0902664		Stage 1a	-	-	-	-	<0.01	-	-	<10	-	-	<10	-	-	1.5	-	<0.02	-	-	-	-	<1	-	<10	<0.02	-	6.6	-	-	-	<0.02	-	-	<0.01	-	<2	-	-
151.2655	-23.8294	5925_0.1	5925	0.1	16/02/2009	Field Test		Stage 1a	6.71	1.02	5.69	1	-	-	-	-	-	-	-	-	-	-	-	-	-	-	-	-	-	-	-	-	-	-	-	-	-	-	-	-	-	-	-
151.2655	-23.8294	5925_0.25	5925	0.25	16/02/2009	Field Test		Stage 1a	7.06	-0.44	7.5	2	-	-	-	-	-	-	-	-	-	-	-	-	-	-	-	-	-	-	-	-	-	-	-	-	-	-	-	-	-	-	-
151.2655	-23.8294	5925_0.5	5925	0.5	16/02/2009	Field Test		Stage 1a	6.87	1.43	5.44	1	-	-	-	-	-	-	-	-	-	-	-	-	-	-	-	-	-	-	-	-	-	-	-	-	-	-	-	-	-	-	-
151.2655	-23.8294	5925_0.75	5925	0.75	16/02/2009	Field Test		Stage 1a	6.98	1.54	5.44	1	-	-	-	-	-	-	-	-	-	-	-	-	-	-	-	-	-	-	-	-	-	-	-	-	-	-	-	-	-	-	-
151.2655	-23.8294	5925_1	5925	1	16/02/2009	Field Test		Stage 1a	6.87	1.2	5.67	1	-	-	-	-	-	-	-	-	-	-	-	-	-	-	-	-	-	-	-	-	-	-	-	-	-	-	-	-	-	-	-

GHD

201 Charlotte Street Brisbane QLD 4000
GPO Box 668 Brisbane QLD 4001
T: (07) 3316 3000 F: (07) 3316 3333 E: bnemail@ghd.com.au

© GHD 2009

This document is and shall remain the property of GHD. The document may only be used for the purpose for which it was commissioned and in accordance with the Terms of Engagement for the commission. Unauthorised use of this document in any form whatsoever is prohibited.

Document Status

Rev No.	Author	Reviewer		Approved for Issue		
		Name	Signature	Name	Signature	Date
0	Alita McPhee	Robert Virtue		Joanna Lee		21/10/09