

This drawing is the exclusive property of UGL Limited here & after UGL and must not be copied or reproduced in any way whatsoever without the express consent in writing of UGL. The drawing is to be used only for the purpose for which it is supplied & must be returned on demand. The contents of the drawing must moreover be treated as strictly confidential & must not be disclosed to any third party without the express consent in writing of UGL.

AMDT	ORIGINAL ISSUE	AMENDMENT DETAILS	DESIGN	CHK'D	DRAWN	CHK'D	APP'D	DATE
A			B.M	R.E	B.M	R.E	K.T	13/04/21

Plot Date: 19/04/21 - 10:16 Cad File: Z:\AUNSW02\Eng\Engineering\Projects\3200-0643 CopperString2 EC\KVS Drawings\UGL\DP112 WOODYA\GA\Rev A\3200-0643-DP1-WYA-DRG-0102.dwg

UGL
13 APR 2021
FOR INFORMATION

UGL
ABN 96 096 365 972
40 Miller Street
North Sydney NSW 2060
www.ugllimited.com

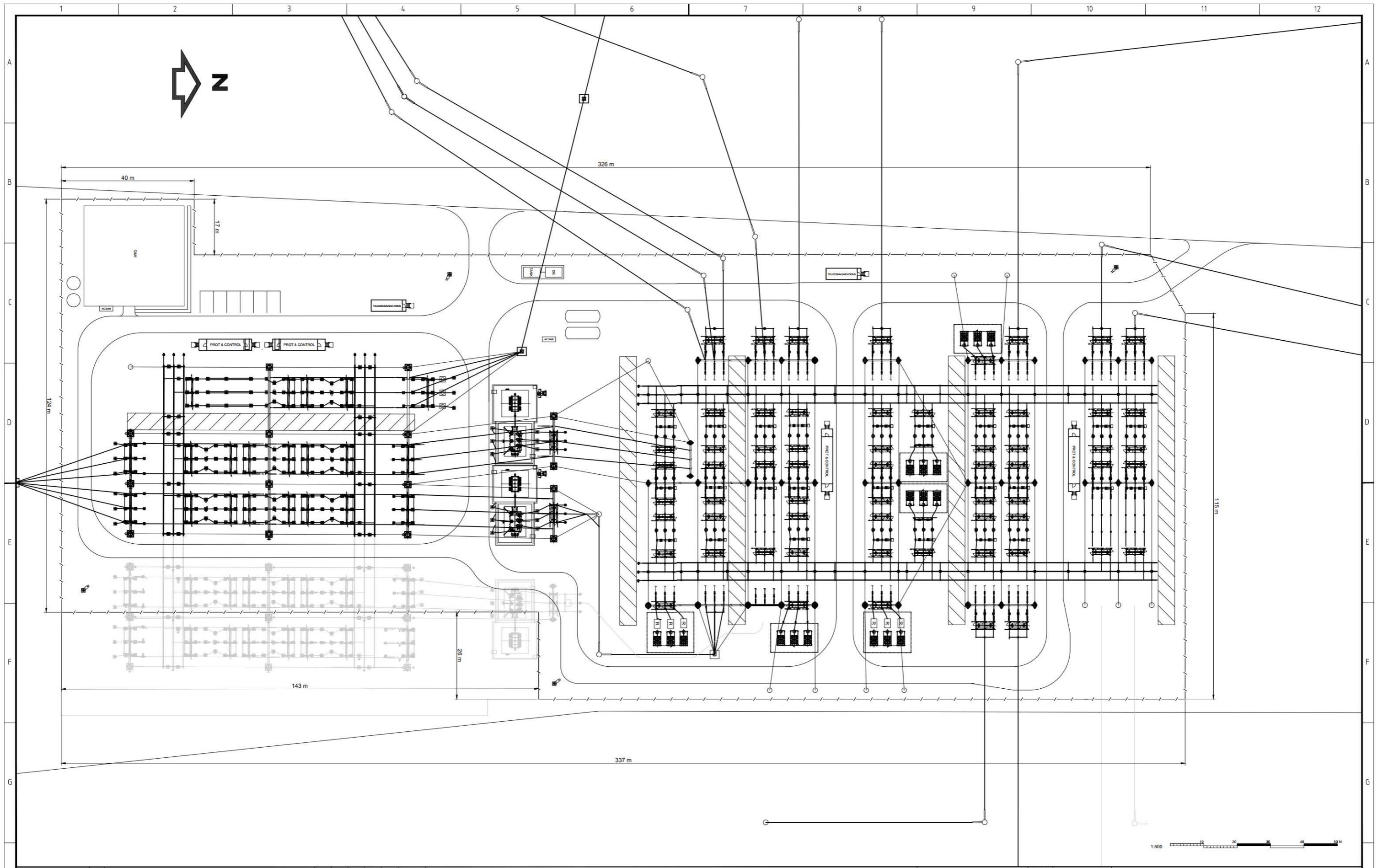
DESIGNED	B.M
CHECKED	R.E
DRAWN	B.M
CHECKED	R.E
APPROVED	K.T

SCALE @ A1
1:200

UGL
COPPERSTRING 2.0
WOODYA 132kV SUBSTATION
132kV SYSTEM
GENERAL ARRANGEMENT

UGL DRAWING No: 3200-0643-DP1-WYA-DRG-0102

CONFIRM SCALE ← 100mm ON A1 ORIGINAL →



This drawing is the exclusive property of UGL Limited (here & after UGL) and must not be copied or reproduced in any way whatsoever without the express consent in writing of UGL. The drawing is to be used only for the purpose for which it is supplied & must be returned on demand. The contents of the drawing must moreover be treated as strictly confidential & must not be disclosed to any third party without the express consent in writing of UGL.

AMDT	DESCRIPTION	DESIGN	CHK'D	DRAWN	CHK'D	APP'D	DATE
D	ISSUED FOR INFORMATION	B.M.	R.E.	B.M.	R.E.	K.T.	28/05/21
C	ISSUED FOR INFORMATION	B.M.	R.E.	B.M.	R.E.	K.T.	07/05/21
B	ISSUED FOR SCOPE FREEZE	B.M.	R.E.	B.M.	R.E.	K.T.	04/02/21
A	ORIGINAL ISSUE	B.M.	R.E.	B.M.	R.E.	K.T.	29/01/21

Plot Date: 28/05/21 - 16:22 Cad File: \\aunsw02\p02\Share\data\Eng\Engineering\Projects\3200-0643\CopperString2 ECLMS Drawings\UGL\DP1\04 Mount Isa SS\GA\Rev.E\3200-0643-DP1-MIS-DRG-0102.dwg

UGL

28 MAY 2021

FOR INFORMATION

ABN 96 096 365 972
40 Miller Street
North Sydney NSW 2060
www.ugllimited.com

DESIGNED	B.M.
CHECKED	R.E.
DRAWN	B.M.
CHECKED	R.E.
APPROVED	K.T.

UGL

COPPERSTRING 2.0

MOUNT ISA 220/132kV SUBSTATION

220/132kV SYSTEM

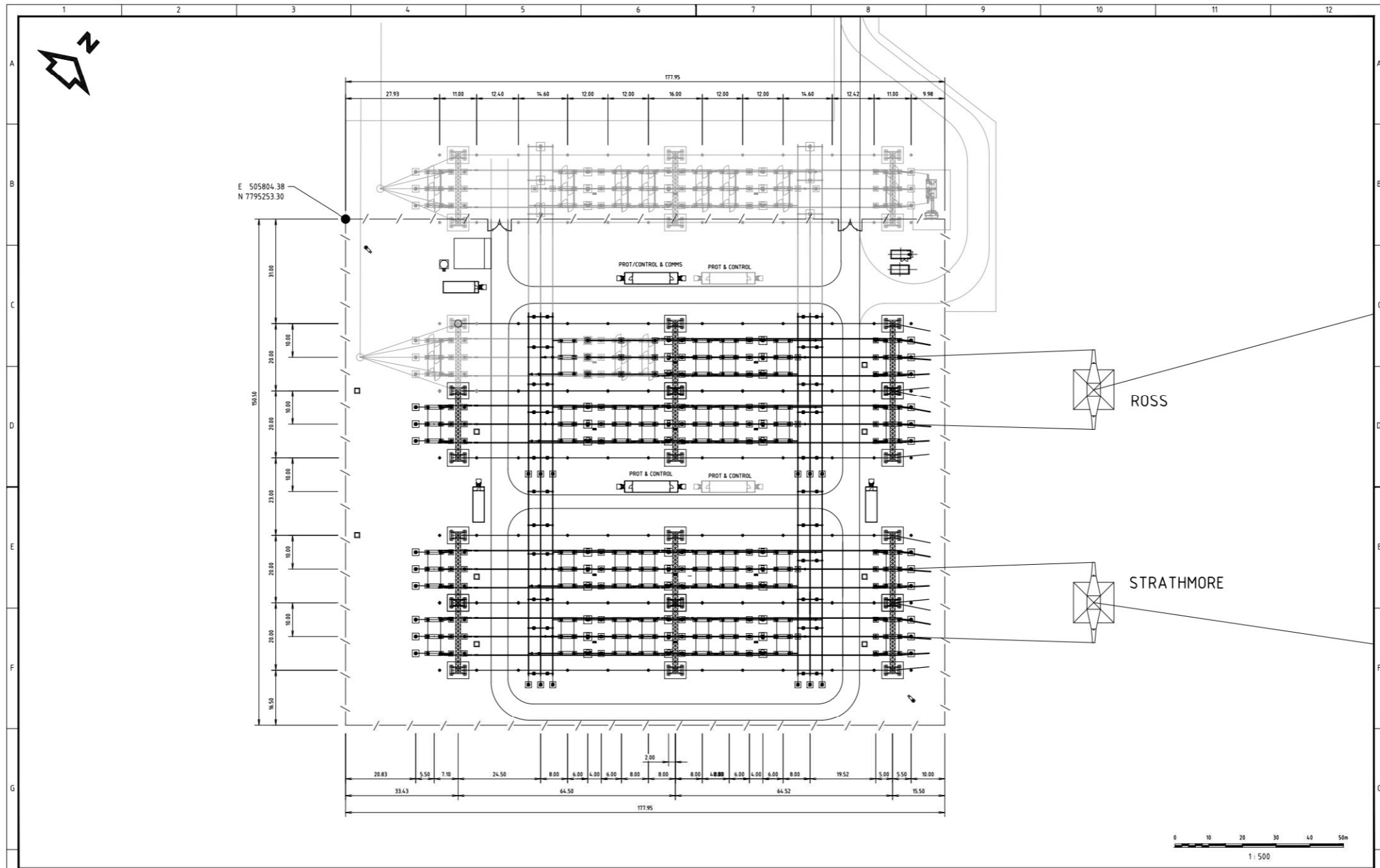
GENERAL ARRANGEMENT

SCALE @ A1
1:500

UGL DRAWING No.
3200-0643-DP1-MIS-DRG-0102

AMDT
D

CONFIRM SCALE 100mm ON A1 ORIGINAL



This drawing is the exclusive property of UGL Limited and shall not be copied or reproduced in any way without the express consent in writing of UGL. The drawing is to be used only for the purpose for which it is supplied & must be returned on demand. The contents of the drawing must never be filed as a library or used for any other purpose without the express consent in writing of UGL.

NO	DESCRIPTION	DATE	BY	CHKD	APP'D
1	ISSUED WITH NEW DRG NUMBER - WAS 3200-0643-DP1-CLM-DRG-0102	28/05/21	B.M.	R.E.	K.T.
2	AMENDMENT DETAILS				

NO	DESCRIPTION	DATE	BY	CHKD	APP'D
1	ISSUED WITH NEW DRG NUMBER - WAS 3200-0643-DP1-CLM-DRG-0102	28/05/21	B.M.	R.E.	K.T.
2	AMENDMENT DETAILS				

UGL
28 MAY 2021
FOR INFORMATION

UGL
ABN 96 096 365 972
40 Miller Street
North Sydney NSW 2060
www.uglimited.com

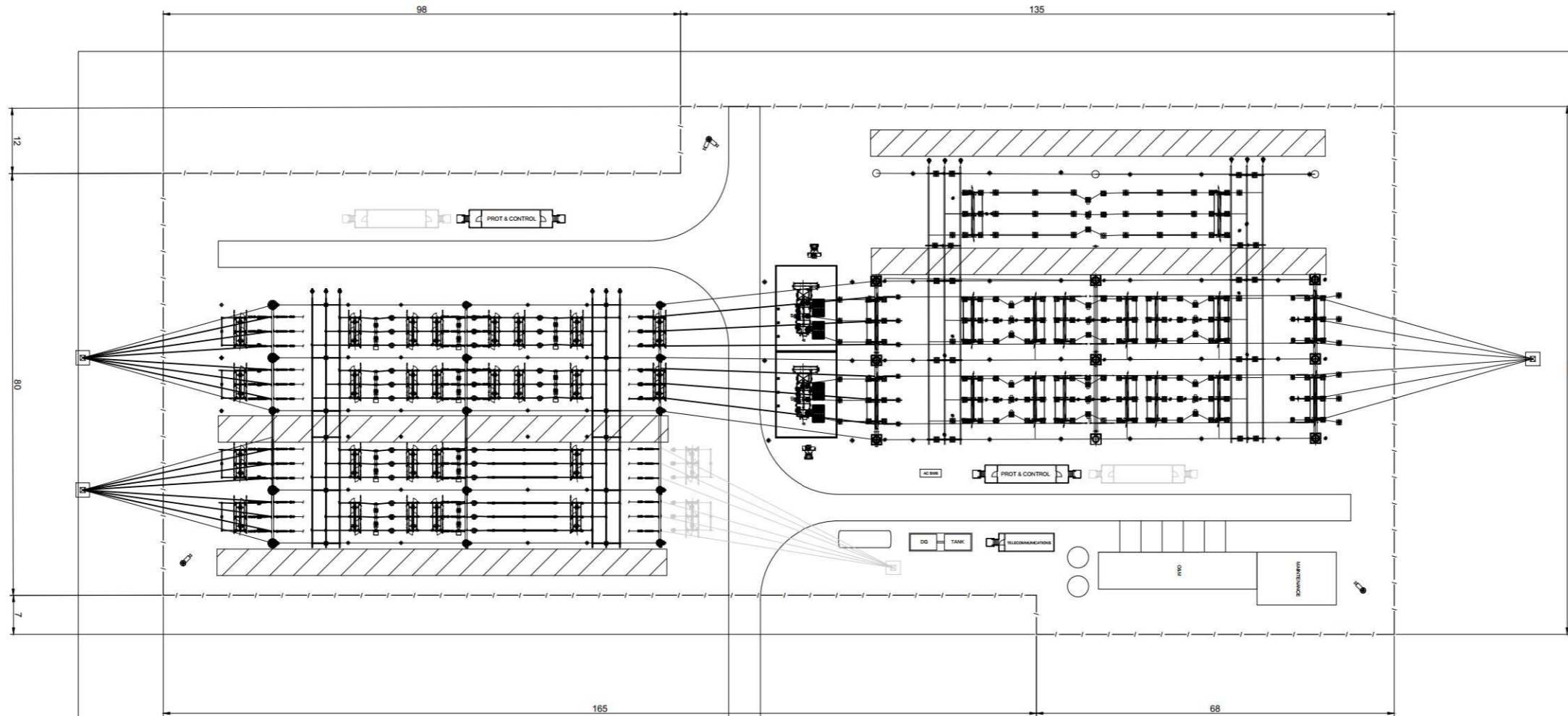
DESIGNED	B.M.
CHECKED	R.E.
DRAWN	B.M.
CHECKED	R.E.
APPROVED	K.T.

UGL
COPPERSTRING 2.0
MULGRAVE 275kV SUBSTATION
275kV SYSTEM
GENERAL ARRANGEMENT

UGL DRAWING NO: 3200-0643-DP1-MLG-DRG-0102

SCALE: A1
1:500

CONFIRM SCALE: 1:500



This drawing is the exclusive property of UGL Limited here & after UGL and must not be copied or reproduced in any way whatsoever without the express consent in writing of UGL. The drawing is to be used only for the purpose for which it is supplied & must be returned on demand. The contents of the drawing must moreover be treated as strictly confidential & must not be disclosed to any third party without the express consent in writing of UGL.

AMDT	AMENDMENT DETAILS	DESIGN	CHK'D	DRAWN	CHK'D	APP'D	DATE
D	ISSUED FOR INFORMATION	BM	RE	BM	RE	K.T	20/05/2021
C	ISSUED FOR REVIEW - LOCATION AND CONFIGURATION CHANGE	BM	RE	BM	RE	K.T	16/04/21
B	ISSUED FOR SCOPE FREEZE	BM	RE	BM	RE	K.T	04/02/21
A	ORIGINAL ISSUE	BM	RE	BM	RE	K.T	29/01/21

Plot Date: 28/05/21 - 15:17 Cad File: \\launsw02\cp02w\Share\data\Eng\Engineering\Projects\3200-0643 CopperString2 EOU\K5_Drawings\UGL\DP1\05.Selwyn SS\GA\Rev E\3200-0643-DP1-SLN-DRG-0102.dwg

UGL
20 MAY 2021
FOR INFORMATION

UGL
ABN 96 096 365 972
40 Miller Street
North Sydney NSW 2060
www.ugllimited.com

DESIGNED	BM
CHECKED	RE
DRAWN	BM
CHECKED	RE
APPROVED	K.T

UGL
COPPERSTRING 2.0
SELWYN 220/132KV SUBSTATION
220/132KV SYSTEM
GENERAL ARRANGEMENT

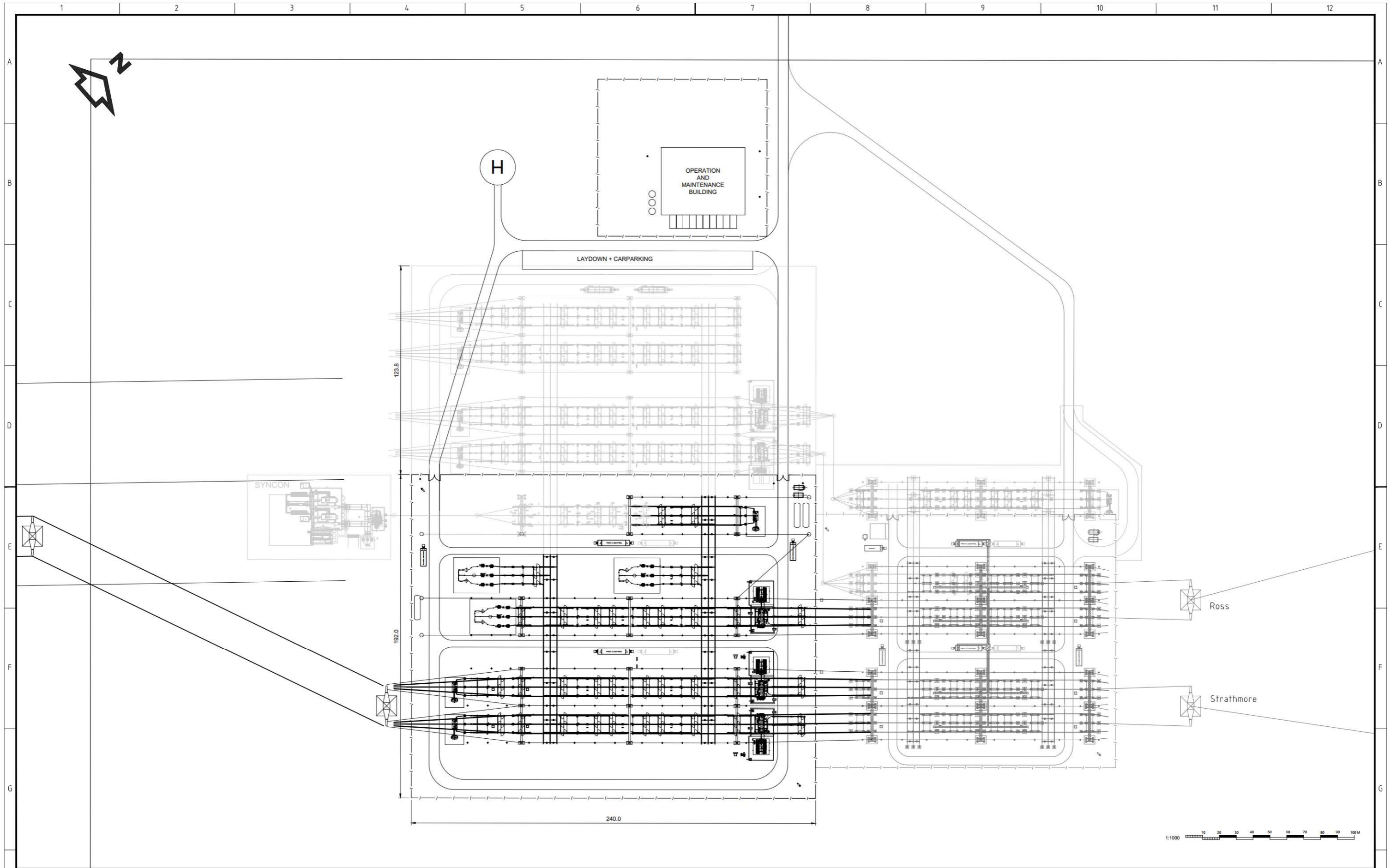
UGL DRAWING No: 3200-0643-DP1-SLN-DRG-0102

SCALE @ A1: 1:500

CONFIRM SCALE

100mm ON A1 ORIGINAL

AMDT
D



This drawing is the exclusive property of UGL Limited (here & after UGL) and must not be copied or reproduced in any way whatsoever without the express consent in writing of UGL. The drawing is to be used only for the purpose for which it is supplied & must be returned on demand. The contents of the drawing must moreover be treated as strictly confidential & must not be disclosed to any third party without the express consent in writing of UGL.

AMDT	DESIGN	CHK'D	DRAWN	CHK'D	APP'D	DATE	
C	ISSUED FOR INFORMATION	B.M.	R.E.	A.S.	J.L.	K.T.	20/05/2021
B	ISSUED FOR SCOPE FREEZE	B.M.	R.E.	B.M.	R.E.	K.T.	04/02/21
A	ORIGINAL ISSUE	B.M.	R.E.	B.M.	R.E.	K.T.	29/01/21

Plot Date: 28/05/21 - 16:56 Cad File: \\aunsw02\ip02\Shared\data\Eng\Engineering\Projects\3200-0643\CopperString2 ECD\K5_Drawings\UGL\DP1\01\Woodstock SS\GA\Rev D\3200-0643-DP1-WDS-DRG-0102.dwg

UGL
20 MAY 2021
FOR INFORMATION

UGL
ABN 96 096 365 972
40 Miller Street
North Sydney NSW 2060
www.ugllimited.com

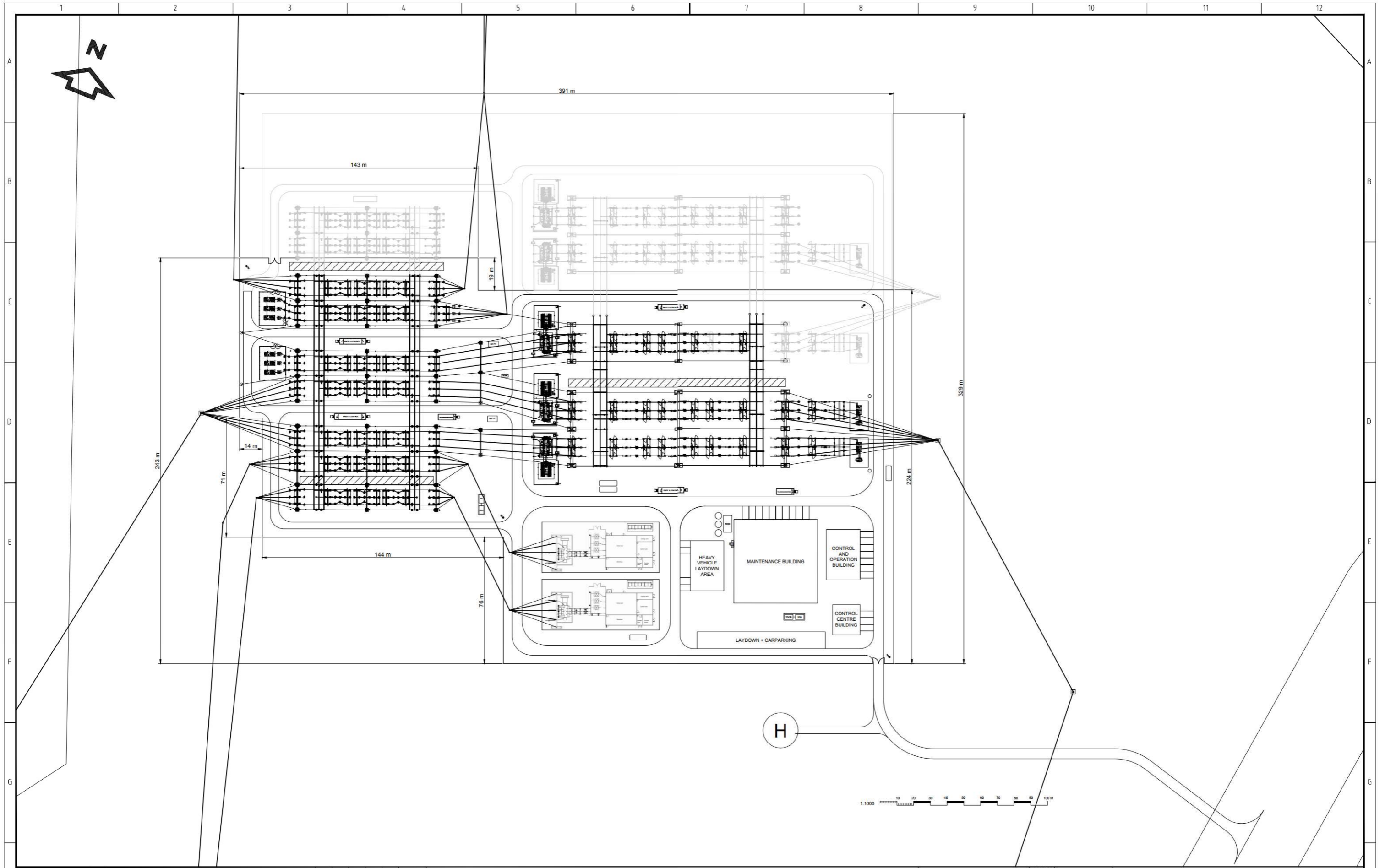
DESIGNED	B.M.
CHECKED	R.E.
DRAWN	B.M.
CHECKED	R.E.
APPROVED	K.T.

SCALE @ A1
1:1000

UGL
COPPERSTRING 2.0
WOODSTOCK 330kV SUBSTATION
330kV SYSTEM
GENERAL ARRANGEMENT

UGL DRAWING No: 3200-0643-DP1-WDS-DRG-0102

CONFIRM SCALE 100mm ON A1 ORIGINAL



This drawing is the exclusive property of UGL Limited (here & after UGL) and must not be copied or reproduced in any way whatsoever without the express consent in writing of UGL. The drawing is to be used only for the purpose for which it is supplied & must be returned on demand. The contents of the drawing must moreover be treated as strictly confidential & must not be disclosed to any third party without the express consent in writing of UGL.

AMDT	DESCRIPTION	DESIGN	CHK'D	DRAWN	CHK'D	APP'D	DATE
C	ISSUED FOR INFORMATION	B.M.	R.E.	B.M.	R.E.	K.T.	28/05/21
B	ISSUED FOR SCOPE FREEZE	B.M.	R.E.	B.M.	R.E.	K.T.	04/02/21
A	ORIGINAL ISSUE	B.M.	R.E.	B.M.	R.E.	K.T.	29/01/21

Plot Date: 28/05/21 - 16:46 Cad File: \\aunsw02\p02\Share\data\Eng\Engineering\Projects\3200-0643\CopperString2\ECMS Drawings\UGL\DP1\03 Dajarra Road SS\GA\Rev D\3200-0643-DP1-DJR-DRG-0102.dwg

UGL
28 MAY 2021
FOR INFORMATION

UGL
ABN 96 096 365 972
40 Miller Street
North Sydney NSW 2060
www.ugllimited.com

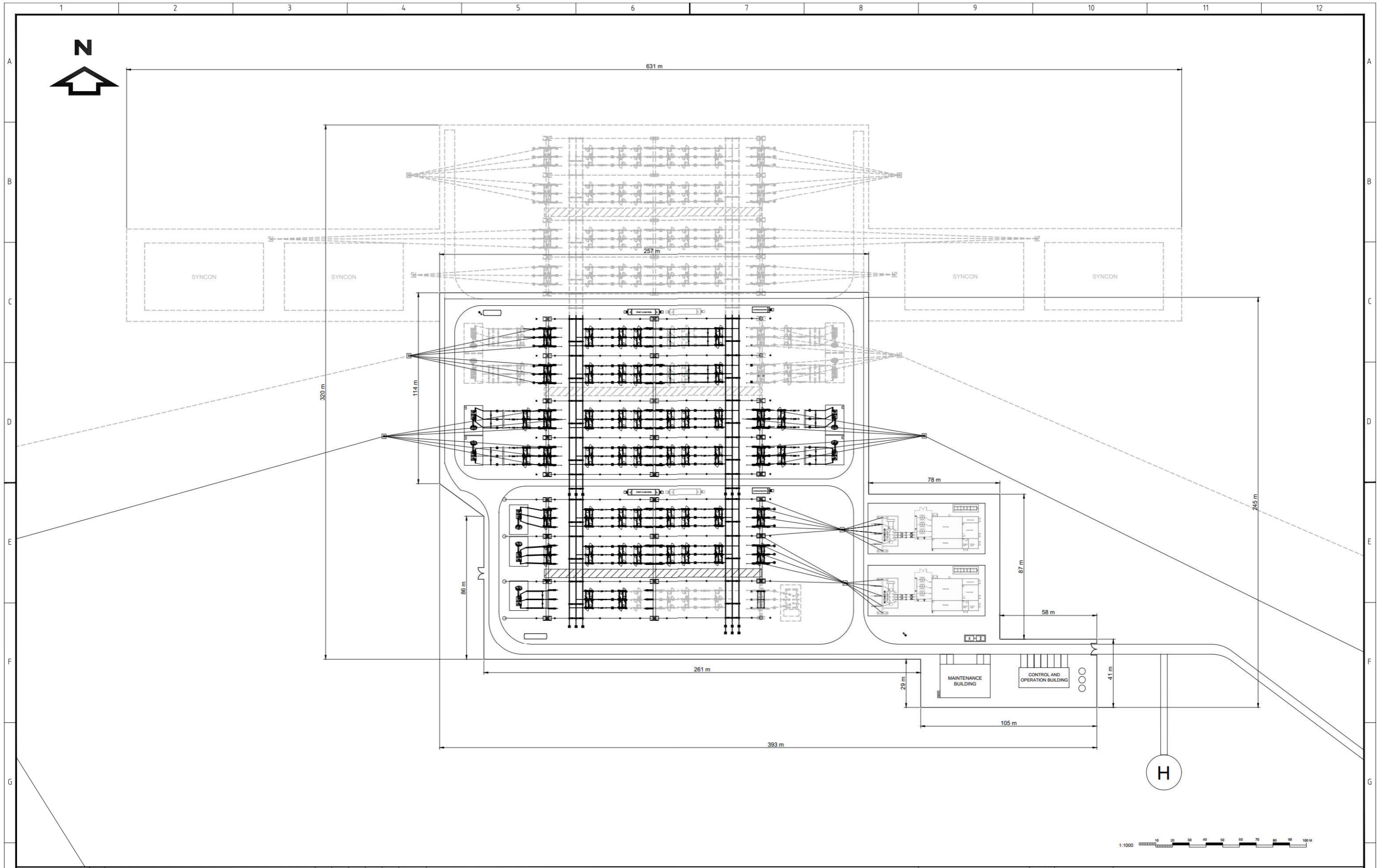
DESIGNED: B.M.
CHECKED: R.E.
DRAWN: B.M.
CHECKED: R.E.
APPROVED: K.T.

UGL
COPPERSTRING 2.0
DAJARRA ROAD 330/220KV SUBSTATION
330KV AND 220KV SYSTEMS
GENERAL ARRANGEMENT

SCALE @ A1
1:1000

UGL Drawing No:
3200-0643-DP1-DJR-DRG-0102

CONFIRM SCALE 100mm ON A1 ORIGINAL



This drawing is the exclusive property of UGL Limited (here & after UGL) and must not be copied or reproduced in any way whatsoever without the express consent in writing of UGL. The drawing is to be used only for the purpose for which it is supplied & must be returned on demand. The contents of the drawing must moreover be treated as strictly confidential & must not be disclosed to any third party without the express consent in writing of UGL.

AMDT	DESCRIPTION	DESIGN	CHK'D	DRAWN	CHK'D	APP'D	DATE
C	ISSUED FOR INFORMATION	B.M.	R.E.	A.S.	J.L.	K.T.	20/05/2021
B	ISSUED FOR SCOPE FREEZE	B.M.	R.E.	B.M.	R.E.	K.T.	04/02/21
A	ORIGINAL ISSUE	B.M.	R.E.	B.M.	R.E.	K.T.	29/01/21

Plot Date: 28/05/21 - 17:13 Cad File: \\launsa02\ip02w\Share\data\Eng\Engineering\Projects\3200-0643 CopperString2 EON\K5 Drawings\UGL\DP1\02 Flinders 330kV\Rev D\3200-0643-DP1-FLR-DRG-0102.dwg

UGL
20 MAY 2021
FOR INFORMATION

UGL
ABN 96 096 365 972
40 Miller Street
North Sydney NSW 2060
www.ugllimited.com

DESIGNED B.M.
CHECKED R.E.
DRAWN B.M.
CHECKED R.E.
APPROVED K.T.
A1 SCALE @ A1
1:1000

UGL
COPPERSTRING 2.0
FLINDERS 330kV SUBSTATION
330kV SYSTEM
GENERAL ARRANGEMENT

UGL DRAWING No: 3200-0643-DP1-FLR-DRG-0102

CONFIRM SCALE 100mm ON A1 ORIGINAL