










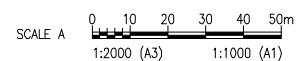
LEGEND :

- | | |
|---|--|
|  | STATION STRUCTURE |
|  | GENERAL SITE AREA (HARDSTAND FOR CONSTRUCTION PLANT AND MATERIAL STORAGE) |
|  | OFFICE, ANCILLARY PLANT |
|  | PURPOSE BUILT ACOUSTIC ENCLOSURE |
|  | EXISTING RETAINED STRUCTURE |
|  | SITE FENCE / HOARDING |
|  | TRUCK MOVEMENT |

This drawing is confidential and shall only be used for the purposes of this project.

REVISIONS					
	C		13.05.11	UPDATED REFERENCE DESIGN	
	No.	BY	DATE	DESCRIPTION	APPD.

Scale



DISCLAIMER:
THIS DOCUMENT IS FOR THE PURPOSE OF BUSINESS CASE AND EIS DEVELOPMENT ONLY. THE DESIGN SHOWN ON THIS DRAWING IS CONSIDERED TO HAVE AN ACCURACY LEVEL APPROPRIATE FOR THE INTENDED PURPOSE OF THE REFERENCE DESIGN. THIS DOCUMENT USES DATA PROVIDED BY THIRD PARTIES WHICH HAS NOT BEEN INDEPENDENTLY VERIFIED. INFORMATION SHOULD BE REVIEWED DURING SUBSEQUENT PHASES OF THE PROJECT. ALL USE OF, OR RELIANCE UPON THIS DOCUMENT BY ANY THIRD PARTY IS AT THE RISK OF THAT THIRD PARTY.

DRAWN		CHECKED	
Cad ref: J:\MegaProjects\60145303\5. CADD\5.3 Working\5.3.6 Reference Design\DWG\Drawing Last modified: 11 May 11 - 17:20			

LEAD DESIGN CONSULTANT



AECOM Australia Pty Ltd A.B.N. 20 093 846 925

SUB-CONSULTANT

gs\CRR-GEN-W-5003.dwg

CrossRiver*Rail*



CROSS RIVER RAIL – DETAILED FEASIBILITY PHASE

ZONE 1003
WORK SITE
SHEET 4 OF 5

Status	REFERENCE DESIGN
--------	------------------

Dr. No.	CRR-GEN-W-5003
---------	----------------

CC-0

NOT FOR CONSTRUCTION