

# PART 10

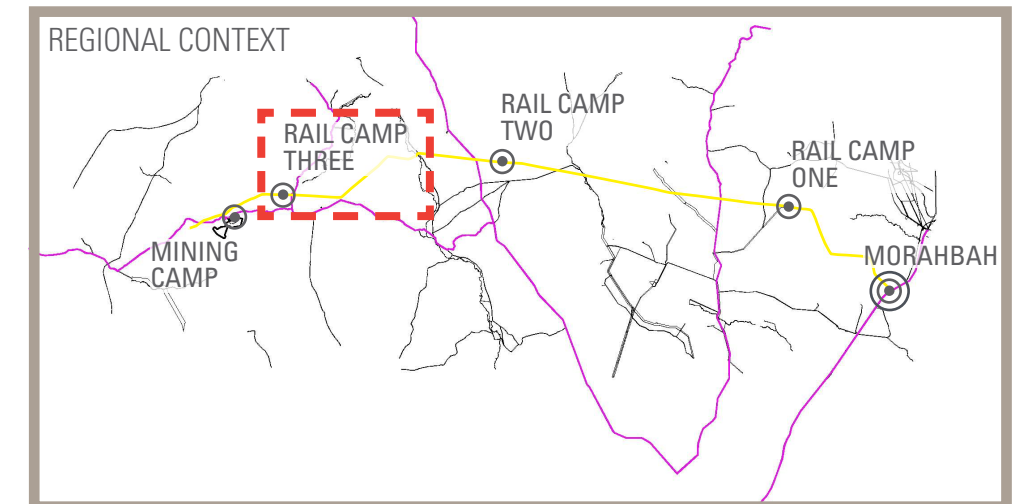
## PLANS AND DRAWINGS

- > Camp Layout Package prepared by Cardno
- > Civil Engineering Drawings prepared by Cardno

CAMP LAYOUT PACKAGE PREPARED  
BY CARDNO



# RAIL CAMP THREE CONTEXT



TYPICAL SITE PHOTOS

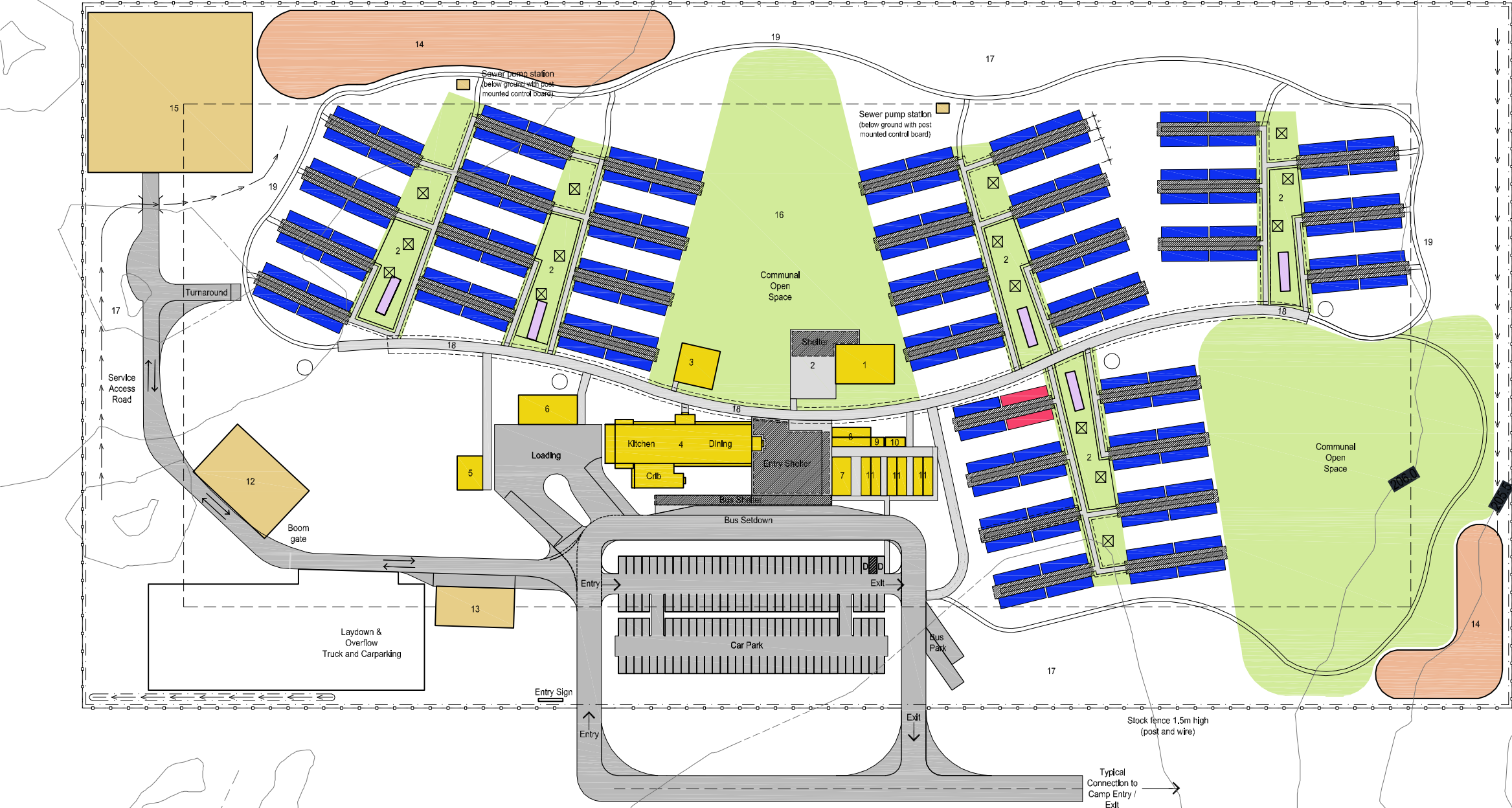


LOCATION PLAN  
SCALE 1:15,000 @ A3



# RAIL CAMP THREE

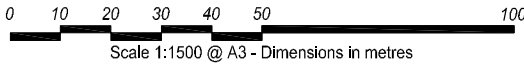
## PLAN



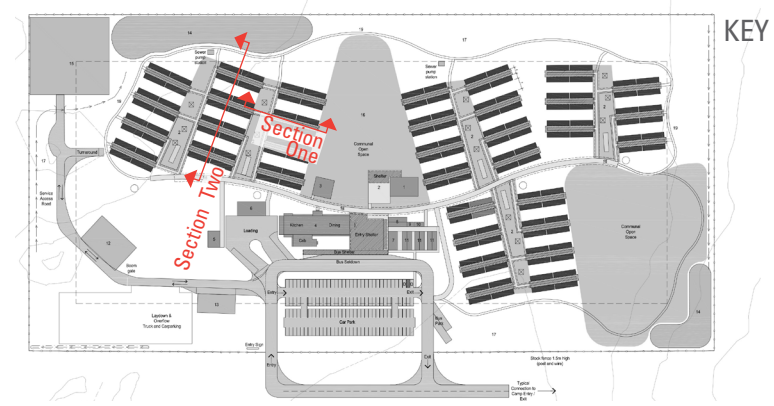
### LEGEND

- |                     |  |                            |  |                 |
|---------------------|--|----------------------------|--|-----------------|
| COMMUNAL BUILDING   | 1 - Recreation Centre/ Wet Mess IT & Telephone | 7 - Office                 | 14 - Detention Basin                                 | Fire Tank Water |
| ACCOMMODATION UNIT  | 2 - BBQ & Shelter Areas                        | 8 - Ablution M&F           | 15 - Sewerage Treatment Plant                        | Catch Drain     |
| DISABLED UNIT       | 3 - Gym  | 9 - Ablution (Disabled)    | 16 - Communal Open Space                             | Perimeter Bund  |
| LAUNDRY             | 4 - Kitchen/Dining                             | 10 - First Aid             | 17 - Fire Break (30M wide)                           | Perimeter Fence |
| PATH                | 5 - Waste                                      | 11 - Lockers               | 18 - Central Path (3M wide) with Freestanding Awning |                 |
| INFRASTRUCTURE      | 6 - Maintenance / Linen Store                  | 12 - Water Treatment Plant | 19 - Walking Track / Maintenance (1.2M - 2.5M wide)  |                 |
| COMMUNAL OPEN SPACE |  | 13 - Generator             |  |                 |
| DETENTION BASIN     |  |                            |  |                 |

ACCOMMODATION UNITS	405
DISABLED UNITS	2
CAR PARKING	125
DISABLED CARPARKING	2
BUS PARKING	2
EFFULENT DISPOSAL	4 ha
(based on 100m <sup>2</sup> per person)	
DETENTION BASIN	.34ha
TOTAL OPEN SPACE	5.66 ha
(including firebreak)	
TOTAL SITE AREA	9.38 ha







# RAIL CAMP THREE

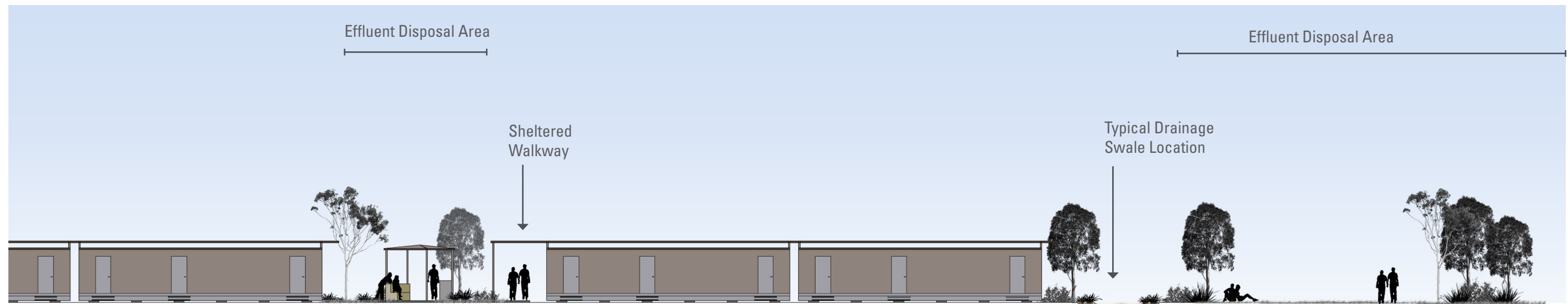
## SECTIONS

ACCOMMODATION UNITS

BBQ & SHELTER AREA

ACCOMMODATION UNITS

COMMUNAL OPEN SPACE



SECTION ONE

CENTRAL PATH

ACCOMMODATION UNITS

SERVICES

ACCOMMODATION UNITS

SERVICES

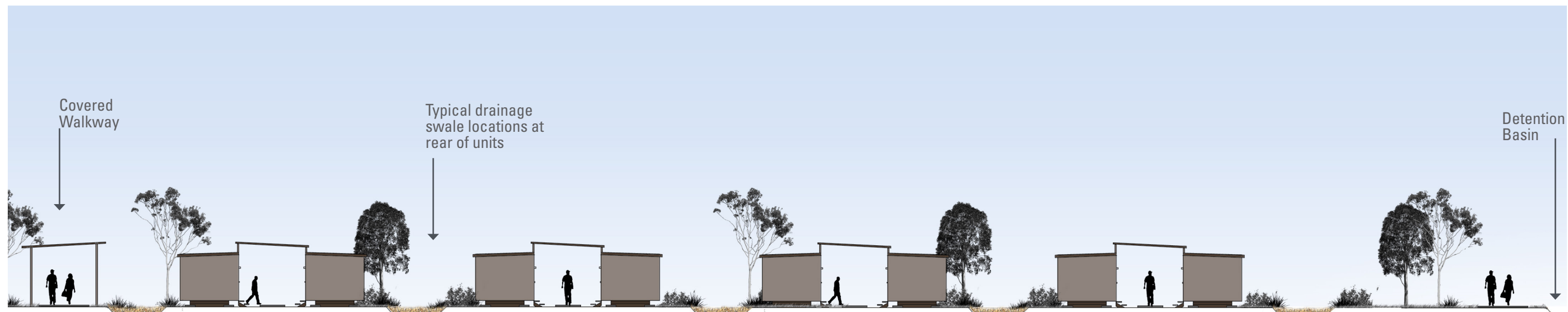
ACCOMMODATION UNITS

SERVICES

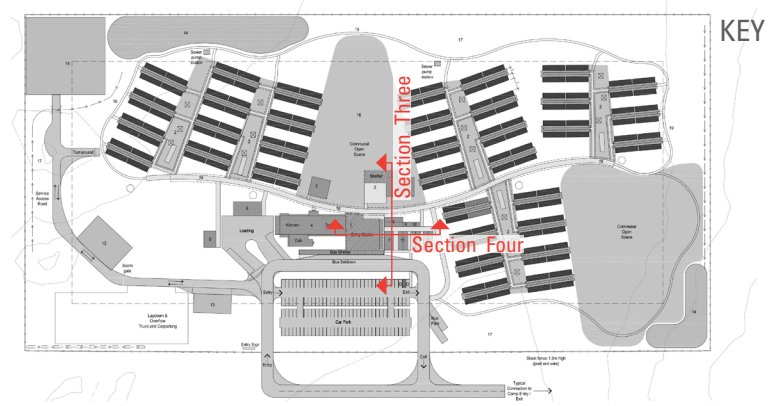
ACCOMMODATION UNITS

SERVICES

WALKING PATH



SECTION TWO



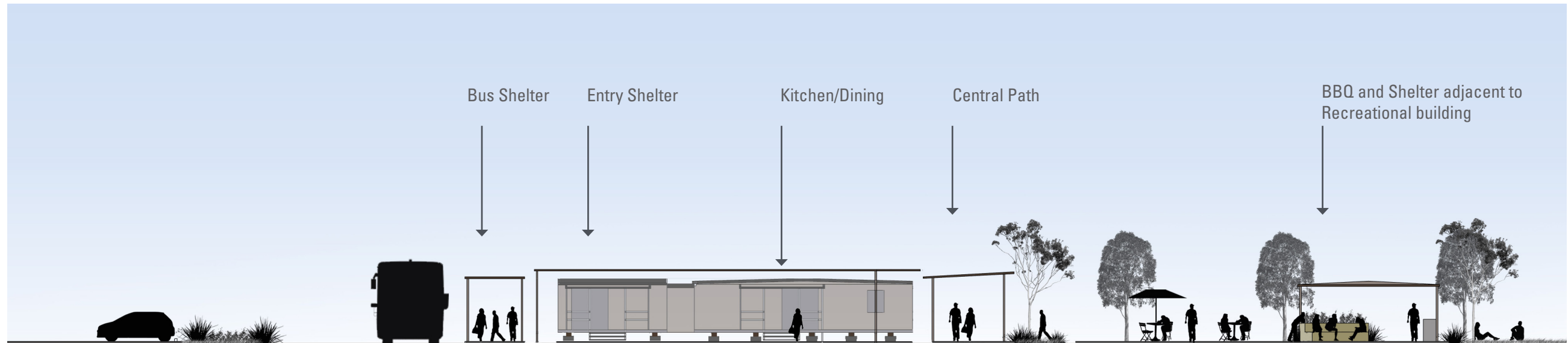
# RAIL CAMP THREE

## SECTIONS

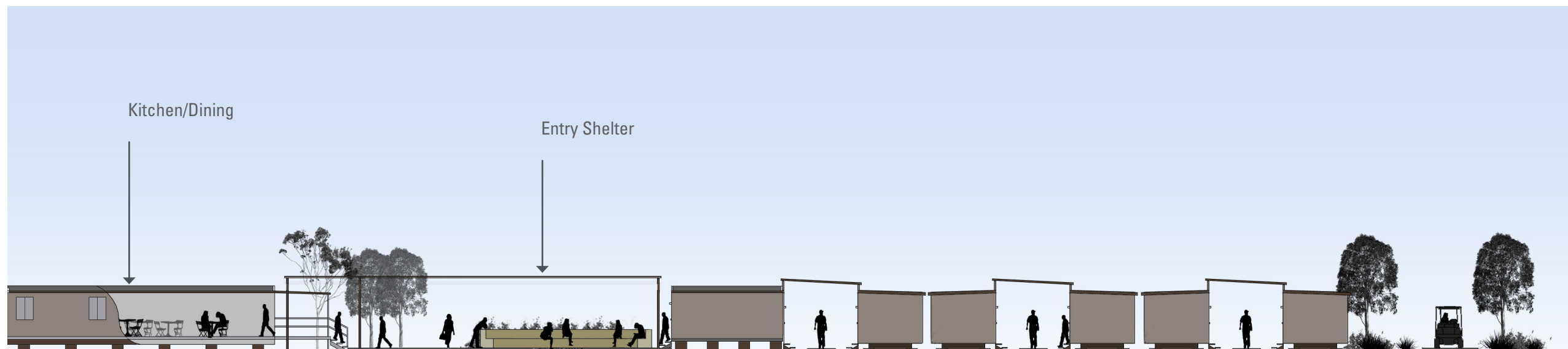
SECTION THREE

SECTION FOUR

CARPARK BUS PICKUP ZONE ENTRY COMMUNAL OPEN SPACE



KITCHEN / DINING ENTRY OFFICE LOCKERS ACCESS ROAD





# RAIL CAMP THREE

## APPENDICES

### ADANI RAIL CAMP

- ATCO - 14.4 x 3.25M Three person double
- ATCO - 14.4 x 3.25M VIP Two person Disabled
- ATCO - 45.0 x 19.5 M Kitchen Diner (400 person)
- ATCO - 12.0 x 6.0 M Office
- ATCO - 12.0 x 3.0 M Ablution Block
- ATCO - 12.0 x 3.0 M Linen Store
- ATCO - 12.0 x 12.0 M Gym
- ATCO - 18.0 x 12.0 M Recreation Centre
- ATCO - 12.0 x 3.0 M Laundry



landscape architecture  
urban design  
environmental management

# RAILCAMP THREE

## APPENDICES

### ADANI RAIL CAMP

ATCO - 14.4 x 3.25M Three person double  
ATCO - 14.4 x 3.25M VIP Two person Disabled  
ATCO - 45.0 x 19.5 M Kitchen Diner (400 person)  
ATCO - 12.0 x 6.0 M Office  
ATCO - 12.0 x 3.0 M Abulition Block  
ATCO - 12.0 x 3.0 M Linen Store  
ATCO - 12.0 x 12.0 M Gym  
ATCO - 18.0 x 12.0 M Recreation Centre  
ATCO - 12.0 x 3.0 M Laundry





Views indicative only

- Drawing List		
Sheet Number	Sheet Name	Current Revision
00	Title Page	
01	Floor Plan	
02	Elevations	
06	Sales Schedules	

120842A2

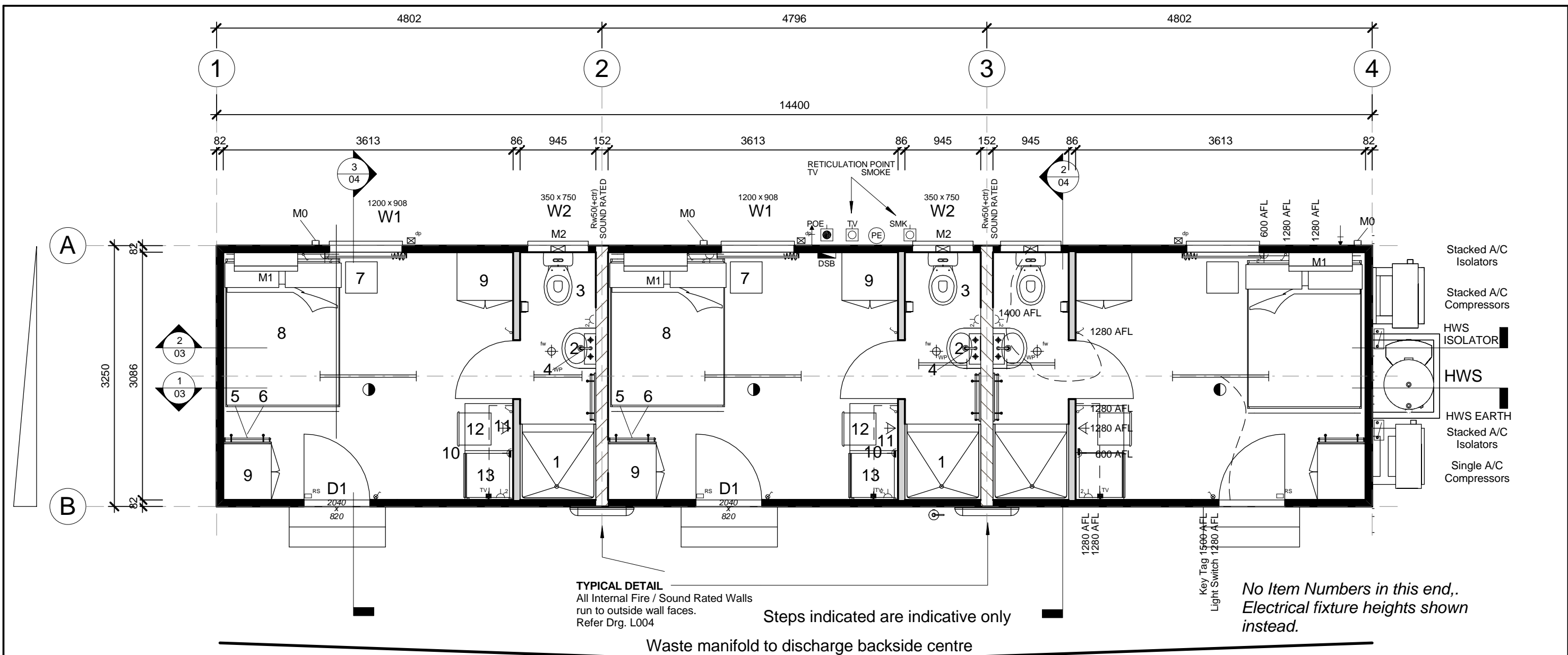
Adani Mining Pty. Ltd.  
Carmichael Project  
QLD.

14.4 x 3.25m VIP Three Person Double

**ATCO** Structures  
& Logistics

ATCO STRUCTURES & LOGISTICS PTY. LTD.  
149-151 MAGNESIUM DRIVE, CRESTMEAD, QLD 4132  
P.O. BOX 1171, BROWNS PLAINS BC, QLD 4118  
E-mail: atcosales@atcost.com.au

PHONE: (07) 3412 8600  
FAX: (07) 3803 0175  
ABN: 71 083 902 309



Item Lists

- Plumbing - Waste Manifold Outlet  
Plumbing - Water Inlet c/w Line Strainer
- 945 x 945 Fibreglass shower cubicle / Curtain. 3 Star WELS
  - Hand Basin VC c/w Mirror Over - NOVATEC CARA inc. overflow & PVC Waste
  - WC Suite 4.5 Star WELS, c/w toilet roll holder
  - Shaving Cabinet c/w 2 mirrored doors
  - Towel Rail - 600w
  - Two Coat Hooks on Timber Rail x 600w
  - 395w x 390d x 590h Bedside Three Drawer Unit
  - Double bed c/w innerspring mattress
  - 1800h x 800w x 600d Robe c/w Shelves & Hanging Space
  - Step Desk
  - Shelving Over Desk - 1200mm Long Open
  - Steel framed stacker chair
  - Bar Fridge - WESTINGHOUSE - WRM1300WC - 130 litre
  - 9.0Kg Fire Extinguisher - AB(E)
- dp Dropper only, for 100 x 75mm Downpipe  
fw Floor Waste  
HWS Rheem Heat Pump 325 Litre/6kW -MPi - mounted externally

Item Lists

- |    |  |
|----|--|
| D1 | 2040 x 820 External Door - Standard : Hollow Core MC |
| D2 | 2040 x 720 Internal Door - Standard : Hollow Core    |
| W1 | 1200 x 908 Sliding Glass Window Grey Glass           |
| W2 | 350 x 750 Sliding Glass Window Obscure Glass         |
| M0 | A/C Vertical Two Piece Cover                         |
| M1 | 2.5kW R/C Split System Air Conditioner - Hybrid      |
| M2 | Wall Mounted Exhaust Fan                             |

Notes

- Building designed in accordance with Queensland Development Code (QDC) MP3.3 - Temporary accommodation buildings and structures.
- Smoke Alarms and TV Outlets are reticulated to common point.
- Exhaust fan and light in ensuite to be operated from same switch
- Sound rated walls to run into roof cavity - refer to drawing details.

Energy Efficiency Notes

- The design above is compliant for climate zones 1 & 3 for all orientations. Any changes to windows and/or external door sizes, quantity or locations will require re-submission for energy efficiency compliance.
- Under floor insulation not required under section P2 of QDC MP3.3 - Temporary Accommodation Building and Structures
- For climate zones other than 1 & 3, energy efficiency calculation is subject to geographic location & site orientation.

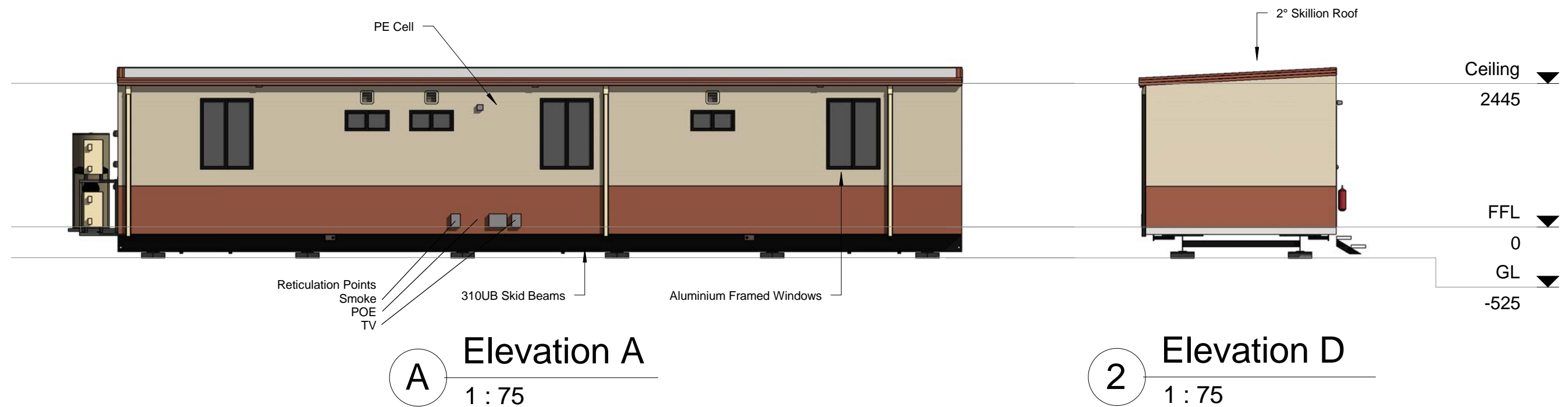
Symbol Legend

- |                              |                              |   |   |
|------------------------------|------------------------------|---|---|
| DSB                          | Distribution Switchboard     | ⏏ | Comms. - Draw wire only                   |
| POE                          | Point Of Entry               | ⏏ | 'F' Type television outlet                |
| Light switch                 | Light switch                 | ⏏ | 240V Smoke detector                       |
| Two-way light switch         | Two-way light switch         | ⏏ | 36w Single fluorescent light              |
| Light switch - IPX5 rated    | Light switch - IPX5 rated    | ⏏ | 36w Double fluorescent light              |
| Isolation Switch             | Isolation Switch             | ⏏ | 36w Emergency back-up fluorescent light   |
| 10amp Single GPO             | 10amp Single GPO             | ⏏ | 36w Single fluorescent light - IP65 rated |
| 10amp Double GPO             | 10amp Double GPO             | ⏏ | Emergency exit light                      |
| 15amp Single GPO.            | 15amp Single GPO.            | ⏏ | Oyster Light - 11W Round Fluro            |
| 10amp GPO - IPX5 rated       | 10amp GPO - IPX5 rated       | ⏏ | External light                            |
| 20amp Single GPO             | 20amp Single GPO             | ⏏ | 18W Single Vandalite                      |
| - Indicates floor mounting   | - Indicates floor mounting   | ⏏ | Oyster light                              |
| - Indicates ceiling mounting | - Indicates ceiling mounting | ⏏ | Photo electric light switch               |
|                              |                              | ⏏ | Spot light                                |
|                              |                              | ⏏ | PLUMBING - Water Inlet Point              |
|                              |                              | ⏏ | PLUMBING - Waste Manifold Outlet Point    |


Rev	Description	Date	By	THIS DRAWING REMAINS THE PROPERTY OF ATCO STRUCTURES PTY. LTD. IT MAY NOT BE REPRODUCED OR COPIED WHOLE OR IN PART WITHOUT WRITTEN AUTHORITY	QUALITY CERTIFIED TO AS/NZS ISO 9001:2008 BY SCI-QUAL INTERNATIONAL REGN No. 531	PROJECT No. 14.4 x 3.25m VIP Three Person Double Adani Mining Pty. Ltd. Carmichael Project QLD.	DATE 09.10.12	SCALE 1 : 50	DRAWN RA	CHECKED TK	ATCO Structures & Logistics ATCO STRUCTURES & LOGISTICS PTY. LTD. 149-151 MAGNESIUM DRIVE, CRESTMEAD, QLD 4132 P.O. BOX 1171, BROWNS PLAINS BC, QLD 4118 E-mail: atcosales@atcosl.com.au	PHONE: (07) 3412 8600 FAX: (07) 3803 0175 ABN: 71 083 902 309	TITLE Floor Plan	DRAWING NUMBER 120842A2 -01	DESIGN WIND LOAD Reg. C Cat. 2	NCC BUILDING CLASS 3	REVISION	SHEET SIZE A3

9/10/2012 10:34:26 AM





Rev	Description	Date	By	THIS DRAWING REMAINS THE PROPERTY OF ATCO STRUCTURES PTY. LTD. IT MAY NOT BE REPRODUCED OR COPIED WHOLE OR IN PART WITHOUT WRITTEN AUTHORITY	QUALITY CERTIFIED TO AS/NZS ISO 9001:2008 BY SCI-QUAL INTERNATIONAL REGN No. 531	PROJECT No.  14.4 x 3.25m VIP Three Person Double Adani Mining Pty. Ltd. Carmichael Project QLD.	DATE	09.10.12	<b>ATCO Structures &amp; Logistics</b>  ATCO STRUCTURES & LOGISTICS PTY. LTD. 149-151 MAGNESIUM DRIVE, CRESTMEAD, QLD 4132 P.O. BOX 1171, BROWNS PLAINS BC, QLD 4118 E-mail: atcosales@atcosl.com.au	PHONE: (07) 3412 8600 FAX: (07) 3803 0175 ABN: 71 083 902 309	TITLE Elevations		DESIGN WIND LOAD Reg. C Cat. 2
							SCALE	1 : 75			DRAWING NUMBER 120842A2 -02		NCC BUILDING CLASS 3
							DRAWN	RA				REVISION	SHEET SIZE A3
							CHECKED	TK					

<table><tr><th colspan="3">Manufacturing Structural Members</th></tr><tr><th>Description</th><th>Member Size</th><th>Back to Back</th></tr><tr><td>Single Skid beams c/w Retractable lifters</td><td>310UB</td><td>2000</td></tr></table>				Manufacturing Structural Members			Description	Member Size	Back to Back	Single Skid beams c/w Retractable lifters	310UB	2000	<table><tr><th colspan="12">Sales Door Schedule</th></tr><tr><th>No.</th><th>Panel</th><th>Height</th><th>Width</th><th>Handle Type</th><th>Hardware Set</th><th>Closer</th><th>Panic Bar</th><th>C/B Jamb</th><th>Timber Jamb</th><th>Security</th><th>Quantity</th><th>Comments</th></tr><tr><td>D1</td><td>Standard : Hollow Core MC</td><td>2040</td><td>820</td><td>Standard</td><td>Entrance</td><td>No</td><td>No</td><td>Yes</td><td>No</td><td></td><td>3</td><td>Weather and E/E Seals</td></tr><tr><td>D2</td><td>Standard : Hollow Core</td><td>2040</td><td>720</td><td>Standard</td><td>Privacy</td><td>No</td><td>No</td><td>Yes</td><td>No</td><td></td><td>3</td><td></td></tr></table>												Sales Door Schedule												No.	Panel	Height	Width	Handle Type	Hardware Set	Closer	Panic Bar	C/B Jamb	Timber Jamb	Security	Quantity	Comments	D1	Standard : Hollow Core MC	2040	820	Standard	Entrance	No	No	Yes	No		3	Weather and E/E Seals	D2	Standard : Hollow Core	2040	720	Standard	Privacy	No	No	Yes	No		3	
Manufacturing Structural Members																																																																											
Description	Member Size	Back to Back																																																																									
Single Skid beams c/w Retractable lifters	310UB	2000																																																																									
Sales Door Schedule																																																																											
No.	Panel	Height	Width	Handle Type	Hardware Set	Closer	Panic Bar	C/B Jamb	Timber Jamb	Security	Quantity	Comments																																																															
D1	Standard : Hollow Core MC	2040	820	Standard	Entrance	No	No	Yes	No		3	Weather and E/E Seals																																																															
D2	Standard : Hollow Core	2040	720	Standard	Privacy	No	No	Yes	No		3																																																																
<table><tr><th colspan="2">- Floor Structure Schedule</th></tr><tr><th>Floor Structure</th><th>Comments</th></tr><tr><td>Floor 480mm Floor Joist Centres</td><td></td></tr><tr><td>Covering - 1.5mm Polyflor XL Vinyl</td><td>100mm Cove - Bathroom</td></tr><tr><td>Flooring - 17mm F11 T&amp;G Plywood</td><td></td></tr><tr><td>Joists - LC10015 Galvaspan</td><td></td></tr></table>				- Floor Structure Schedule		Floor Structure	Comments	Floor 480mm Floor Joist Centres		Covering - 1.5mm Polyflor XL Vinyl	100mm Cove - Bathroom	Flooring - 17mm F11 T&G Plywood		Joists - LC10015 Galvaspan		<table><tr><th colspan="8">Sales Window Schedule</th></tr><tr><th>No.</th><th>Type</th><th>Glazing</th><th>Height</th><th>Width</th><th>Sill Height</th><th>Quantity</th><th>Comments</th></tr><tr><td>W1</td><td>Sliding XO</td><td>Grey Glass</td><td>1200</td><td>908</td><td>1000</td><td>3</td><td>c/w Curtains</td></tr><tr><td>W2</td><td>Sliding XO..</td><td>Obscure Glass</td><td>350</td><td>750</td><td>1650</td><td>3</td><td></td></tr></table>												Sales Window Schedule								No.	Type	Glazing	Height	Width	Sill Height	Quantity	Comments	W1	Sliding XO	Grey Glass	1200	908	1000	3	c/w Curtains	W2	Sliding XO..	Obscure Glass	350	750	1650	3																	
- Floor Structure Schedule																																																																											
Floor Structure	Comments																																																																										
Floor 480mm Floor Joist Centres																																																																											
Covering - 1.5mm Polyflor XL Vinyl	100mm Cove - Bathroom																																																																										
Flooring - 17mm F11 T&G Plywood																																																																											
Joists - LC10015 Galvaspan																																																																											
Sales Window Schedule																																																																											
No.	Type	Glazing	Height	Width	Sill Height	Quantity	Comments																																																																				
W1	Sliding XO	Grey Glass	1200	908	1000	3	c/w Curtains																																																																				
W2	Sliding XO..	Obscure Glass	350	750	1650	3																																																																					
<table><tr><th colspan="4">* Plumbing Fixtures</th></tr><tr><th>No.</th><th>Description</th><th>Quantity</th><th>Comments</th></tr><tr><td></td><td>Plumbing - Waste Manifold Outlet</td><td>1</td><td></td></tr><tr><td></td><td>Plumbing - Water Inlet c/w Line Strainer</td><td>1</td><td></td></tr><tr><td>1</td><td>945 x 945 Fibreglass shower cubicle / Curtain. 3 Star WELS</td><td>3</td><td>Hot &amp; Cold</td></tr><tr><td>2</td><td>Hand Basin VC c/w Mirror Over - NOVATEC CARA inc. overflow &amp; PVC Waste</td><td>3</td><td>Hot &amp; Cold</td></tr><tr><td>3</td><td>WC Suite 4.5 Star WELS, c/w toilet roll holder</td><td>3</td><td></td></tr><tr><td>4</td><td>Shaving Cabinet c/w 2 mirrored doors</td><td>3</td><td></td></tr><tr><td>dp</td><td>Dropper only, for 100 x 75mm Downpipe</td><td>3</td><td></td></tr><tr><td>fw</td><td>Floor Waste</td><td>3</td><td></td></tr><tr><td>HWS</td><td>Rheem Heat Pump 325 Litre/6kW -MPi - mounted externally</td><td>1</td><td></td></tr></table>				* Plumbing Fixtures				No.	Description	Quantity	Comments		Plumbing - Waste Manifold Outlet	1			Plumbing - Water Inlet c/w Line Strainer	1		1	945 x 945 Fibreglass shower cubicle / Curtain. 3 Star WELS	3	Hot & Cold	2	Hand Basin VC c/w Mirror Over - NOVATEC CARA inc. overflow & PVC Waste	3	Hot & Cold	3	WC Suite 4.5 Star WELS, c/w toilet roll holder	3		4	Shaving Cabinet c/w 2 mirrored doors	3		dp	Dropper only, for 100 x 75mm Downpipe	3		fw	Floor Waste	3		HWS	Rheem Heat Pump 325 Litre/6kW -MPi - mounted externally	1		<table><tr><th colspan="4">Sales Mechanical Equipment</th></tr><tr><th>No.</th><th>Supplier</th><th>Description</th><th>Quantity</th></tr><tr><td>M0</td><td>A/C Installer</td><td>A/C Vertical Two Piece Cover</td><td>3</td></tr><tr><td>M1</td><td>DAIKIN</td><td>2.5kW R/C Split System Air Conditioner - Hybrid</td><td>3</td></tr><tr><td>M2</td><td>AIRFLOW</td><td>Wall Mounted Exhaust Fan</td><td>3</td></tr></table>								Sales Mechanical Equipment				No.	Supplier	Description	Quantity	M0	A/C Installer	A/C Vertical Two Piece Cover	3	M1	DAIKIN	2.5kW R/C Split System Air Conditioner - Hybrid	3	M2	AIRFLOW	Wall Mounted Exhaust Fan	3
* Plumbing Fixtures																																																																											
No.	Description	Quantity	Comments																																																																								
	Plumbing - Waste Manifold Outlet	1																																																																									
	Plumbing - Water Inlet c/w Line Strainer	1																																																																									
1	945 x 945 Fibreglass shower cubicle / Curtain. 3 Star WELS	3	Hot & Cold																																																																								
2	Hand Basin VC c/w Mirror Over - NOVATEC CARA inc. overflow & PVC Waste	3	Hot & Cold																																																																								
3	WC Suite 4.5 Star WELS, c/w toilet roll holder	3																																																																									
4	Shaving Cabinet c/w 2 mirrored doors	3																																																																									
dp	Dropper only, for 100 x 75mm Downpipe	3																																																																									
fw	Floor Waste	3																																																																									
HWS	Rheem Heat Pump 325 Litre/6kW -MPi - mounted externally	1																																																																									
Sales Mechanical Equipment																																																																											
No.	Supplier	Description	Quantity																																																																								
M0	A/C Installer	A/C Vertical Two Piece Cover	3																																																																								
M1	DAIKIN	2.5kW R/C Split System Air Conditioner - Hybrid	3																																																																								
M2	AIRFLOW	Wall Mounted Exhaust Fan	3																																																																								
<table><tr><th colspan="2">- Wall Schedule</th></tr><tr><th>Wall Structure</th><th>Comments</th></tr><tr><td>External Wall 407mm Stud Centres</td><td></td></tr><tr><td>Cladding External - Colorbond Maxirib - "Headland"</td><td>Lower</td></tr><tr><td>Cladding External - Colorbond Maxirib - "Paperbark"</td><td>Upper</td></tr><tr><td>Framing - 75 x 1.0mm Hi-Ten Truecore</td><td></td></tr><tr><td>Insulation - R2.9 Batts - 75mm</td><td></td></tr><tr><td>Lining - Internal - 3.6mm Polyester Coated Plywood</td><td></td></tr><tr><td>Thermal Break between Framing and Cladding</td><td></td></tr><tr><td>Internal Wall - Fire / Sound Rated - Rw50 (+Ctr)</td><td></td></tr><tr><td>611mm Stud Centres</td><td></td></tr><tr><td>Framing - 92 x 0.5 'RHONDO' Quiet Stud</td><td></td></tr><tr><td>Insulation - R1.8 75mm Fibreglass Batt (14kg/m³)</td><td></td></tr><tr><td>Lining - 2 x Layers 13mm Fyrecheck to both sides</td><td></td></tr><tr><td>Lining - Internal - 3.6mm Polyester Coated Plywood (Finish layer to each side)</td><td></td></tr><tr><td>Ply Internal Wall 611mm Stud Centres</td><td></td></tr><tr><td>Framing - 75 x 1.0mm Hi-Ten Truecore</td><td></td></tr><tr><td>Lining - Internal - 3.6mm Polyester Coated Plywood</td><td></td></tr></table>				- Wall Schedule		Wall Structure	Comments	External Wall 407mm Stud Centres		Cladding External - Colorbond Maxirib - "Headland"	Lower	Cladding External - Colorbond Maxirib - "Paperbark"	Upper	Framing - 75 x 1.0mm Hi-Ten Truecore		Insulation - R2.9 Batts - 75mm		Lining - Internal - 3.6mm Polyester Coated Plywood		Thermal Break between Framing and Cladding		Internal Wall - Fire / Sound Rated - Rw50 (+Ctr)		611mm Stud Centres		Framing - 92 x 0.5 'RHONDO' Quiet Stud		Insulation - R1.8 75mm Fibreglass Batt (14kg/m³)		Lining - 2 x Layers 13mm Fyrecheck to both sides		Lining - Internal - 3.6mm Polyester Coated Plywood (Finish layer to each side)		Ply Internal Wall 611mm Stud Centres		Framing - 75 x 1.0mm Hi-Ten Truecore		Lining - Internal - 3.6mm Polyester Coated Plywood		<table><tr><th colspan="4">- Cupboards</th></tr><tr><th>No.</th><th>Description</th><th>Quantity</th><th>Comments</th></tr><tr><td>11</td><td>Shelving Over Desk - 1200mm Long Open</td><td>3</td><td></td></tr></table>								- Cupboards				No.	Description	Quantity	Comments	11	Shelving Over Desk - 1200mm Long Open	3																	
- Wall Schedule																																																																											
Wall Structure	Comments																																																																										
External Wall 407mm Stud Centres																																																																											
Cladding External - Colorbond Maxirib - "Headland"	Lower																																																																										
Cladding External - Colorbond Maxirib - "Paperbark"	Upper																																																																										
Framing - 75 x 1.0mm Hi-Ten Truecore																																																																											
Insulation - R2.9 Batts - 75mm																																																																											
Lining - Internal - 3.6mm Polyester Coated Plywood																																																																											
Thermal Break between Framing and Cladding																																																																											
Internal Wall - Fire / Sound Rated - Rw50 (+Ctr)																																																																											
611mm Stud Centres																																																																											
Framing - 92 x 0.5 'RHONDO' Quiet Stud																																																																											
Insulation - R1.8 75mm Fibreglass Batt (14kg/m³)																																																																											
Lining - 2 x Layers 13mm Fyrecheck to both sides																																																																											
Lining - Internal - 3.6mm Polyester Coated Plywood (Finish layer to each side)																																																																											
Ply Internal Wall 611mm Stud Centres																																																																											
Framing - 75 x 1.0mm Hi-Ten Truecore																																																																											
Lining - Internal - 3.6mm Polyester Coated Plywood																																																																											
- Cupboards																																																																											
No.	Description	Quantity	Comments																																																																								
11	Shelving Over Desk - 1200mm Long Open	3																																																																									
<table><tr><th colspan="4">- Furniture</th></tr><tr><th>No.</th><th>Description</th><th>Quantity</th><th>Comments</th></tr><tr><td>5</td><td>Towel Rail - 600w</td><td>6</td><td>2 coat hooks above / rail</td></tr><tr><td>6</td><td>Two Coat Hooks on Timber Rail x 600w</td><td>6</td><td></td></tr><tr><td>7</td><td>395w x 390d x 590h Bedside Three Drawer Unit</td><td>3</td><td></td></tr><tr><td>8</td><td>Double bed c/w innerspring mattress</td><td>3</td><td></td></tr><tr><td>9</td><td>1800h x 800w x 600d Robe c/w Shelves &amp; Hanging Space</td><td>6</td><td></td></tr><tr><td>10</td><td>Step Desk</td><td>3</td><td>c/w space for Bar Fridge</td></tr><tr><td>12</td><td>Steel framed stacker chair</td><td>3</td><td></td></tr></table>				- Furniture				No.	Description	Quantity	Comments	5	Towel Rail - 600w	6	2 coat hooks above / rail	6	Two Coat Hooks on Timber Rail x 600w	6		7	395w x 390d x 590h Bedside Three Drawer Unit	3		8	Double bed c/w innerspring mattress	3		9	1800h x 800w x 600d Robe c/w Shelves & Hanging Space	6		10	Step Desk	3	c/w space for Bar Fridge	12	Steel framed stacker chair	3		<table><tr><th colspan="4">- Electrical Equipment Schedule</th></tr><tr><th>No.</th><th>Description</th><th>Quantity</th><th>Comments</th></tr><tr><td>13</td><td>Bar Fridge - WESTINGHOUSE - WRM1300WC - 130 litre</td><td>3</td><td></td></tr></table>								- Electrical Equipment Schedule				No.	Description	Quantity	Comments	13	Bar Fridge - WESTINGHOUSE - WRM1300WC - 130 litre	3																	
- Furniture																																																																											
No.	Description	Quantity	Comments																																																																								
5	Towel Rail - 600w	6	2 coat hooks above / rail																																																																								
6	Two Coat Hooks on Timber Rail x 600w	6																																																																									
7	395w x 390d x 590h Bedside Three Drawer Unit	3																																																																									
8	Double bed c/w innerspring mattress	3																																																																									
9	1800h x 800w x 600d Robe c/w Shelves & Hanging Space	6																																																																									
10	Step Desk	3	c/w space for Bar Fridge																																																																								
12	Steel framed stacker chair	3																																																																									
- Electrical Equipment Schedule																																																																											
No.	Description	Quantity	Comments																																																																								
13	Bar Fridge - WESTINGHOUSE - WRM1300WC - 130 litre	3																																																																									
<table><tr><th colspan="2">Sales Roof Structure Schedule</th></tr><tr><th>Roof Structure</th><th>Comments</th></tr><tr><td>2° Skillion Roof C2 - SDEK/PLY LC7512 - 611 - (3.0 &amp; 3.5)</td><td></td></tr><tr><td>611mm Ceiling Joist Centres</td><td></td></tr><tr><td>Ceiling Joist - LC7512 Galvaspan</td><td></td></tr><tr><td>Insulation - R2.3 Foil Backed Blanket - 95mm</td><td></td></tr><tr><td>Lining - Internal - 3.6mm Polyester Coated Plywood</td><td></td></tr><tr><td>Purlins - C7510 / LC7512 Galvaspan</td><td></td></tr><tr><td>Roof - 0.42mm BMT Superdek Roofing</td><td></td></tr></table>				Sales Roof Structure Schedule		Roof Structure	Comments	2° Skillion Roof C2 - SDEK/PLY LC7512 - 611 - (3.0 & 3.5)		611mm Ceiling Joist Centres		Ceiling Joist - LC7512 Galvaspan		Insulation - R2.3 Foil Backed Blanket - 95mm		Lining - Internal - 3.6mm Polyester Coated Plywood		Purlins - C7510 / LC7512 Galvaspan		Roof - 0.42mm BMT Superdek Roofing		<table><tr><th colspan="3">- Fire Services Schedule</th></tr><tr><th>No.</th><th>Description</th><th>Quantity</th></tr><tr><td>14</td><td>9.0Kg Fire Extinguisher - AB(E) 2</td><td>1</td></tr></table>								- Fire Services Schedule			No.	Description	Quantity	14	9.0Kg Fire Extinguisher - AB(E) 2	1																																					
Sales Roof Structure Schedule																																																																											
Roof Structure	Comments																																																																										
2° Skillion Roof C2 - SDEK/PLY LC7512 - 611 - (3.0 & 3.5)																																																																											
611mm Ceiling Joist Centres																																																																											
Ceiling Joist - LC7512 Galvaspan																																																																											
Insulation - R2.3 Foil Backed Blanket - 95mm																																																																											
Lining - Internal - 3.6mm Polyester Coated Plywood																																																																											
Purlins - C7510 / LC7512 Galvaspan																																																																											
Roof - 0.42mm BMT Superdek Roofing																																																																											
- Fire Services Schedule																																																																											
No.	Description	Quantity																																																																									
14	9.0Kg Fire Extinguisher - AB(E) 2	1																																																																									
<table><tr><td>Rev</td><td>Description</td><td>Date</td><td>By</td></tr><tr><td></td><td></td><td></td><td></td></tr><tr><td></td><td></td><td></td><td></td></tr><tr><td></td><td></td><td></td><td></td></tr><tr><td></td><td></td><td></td><td></td></tr></table>				Rev	Description	Date	By																	<p>THIS DRAWING REMAINS THE PROPERTY OF ATCO STRUCTURES PTY. LTD. IT MAY NOT BE REPRODUCED OR COPIED WHOLE OR IN PART WITHOUT WRITTEN AUTHORITY</p>		<p>QUALITY CERTIFIED TO AS/NZS ISO 9001:2008 BY SCI-QUAL INTERNATIONAL REGN No. 531</p>		<p>PROJECT No.</p> <p>14.4 x 3.25m VIP Three Person Double Adani Mining Pty. Ltd. Carmichael Project QLD.</p>		<table><tr><td>DATE</td><td>09.10.12</td></tr><tr><td>SCALE</td><td></td></tr><tr><td>DRAWN</td><td>RA</td></tr><tr><td>CHECKED</td><td>TK</td></tr></table>		DATE	09.10.12	SCALE		DRAWN	RA	CHECKED	TK	<div><p>ATCO STRUCTURES &amp; LOGISTICS PTY. LTD. 149-151 MAGNESIUM DRIVE, CRESTMEAD, QLD 4132 P.O. BOX 1171, BROWNS PLAINS BC, QLD 4118 E-mail: atcosales@atcosl.com.au</p><p>PHONE: (07) 3412 8600 FAX: (07) 3803 0175 ABN: 71 083 902 309</p></div>		<table><tr><td>TITLE</td><td>Sales Schedules</td></tr><tr><td>DRAWING NUMBER</td><td>120842A2 -06</td></tr></table>		TITLE	Sales Schedules	DRAWING NUMBER	120842A2 -06	<table><tr><td>DESIGN WIND LOAD</td><td>Reg. C Cat. 2</td></tr><tr><td>NCC BUILDING CLASS</td><td>3</td></tr><tr><td>REVISION</td><td>SHEET SIZE</td></tr><tr><td></td><td>A3</td></tr></table>		DESIGN WIND LOAD	Reg. C Cat. 2	NCC BUILDING CLASS	3	REVISION	SHEET SIZE		A3																		
Rev	Description	Date	By																																																																								
DATE	09.10.12																																																																										
SCALE																																																																											
DRAWN	RA																																																																										
CHECKED	TK																																																																										
TITLE	Sales Schedules																																																																										
DRAWING NUMBER	120842A2 -06																																																																										
DESIGN WIND LOAD	Reg. C Cat. 2																																																																										
NCC BUILDING CLASS	3																																																																										
REVISION	SHEET SIZE																																																																										
	A3																																																																										





Views indicative only

- Drawing List		
Sheet Number	Sheet Name	Current Revision
00	Title Page	
01	Floor Plan	
02	Elevations	
07	Sales Schedules	

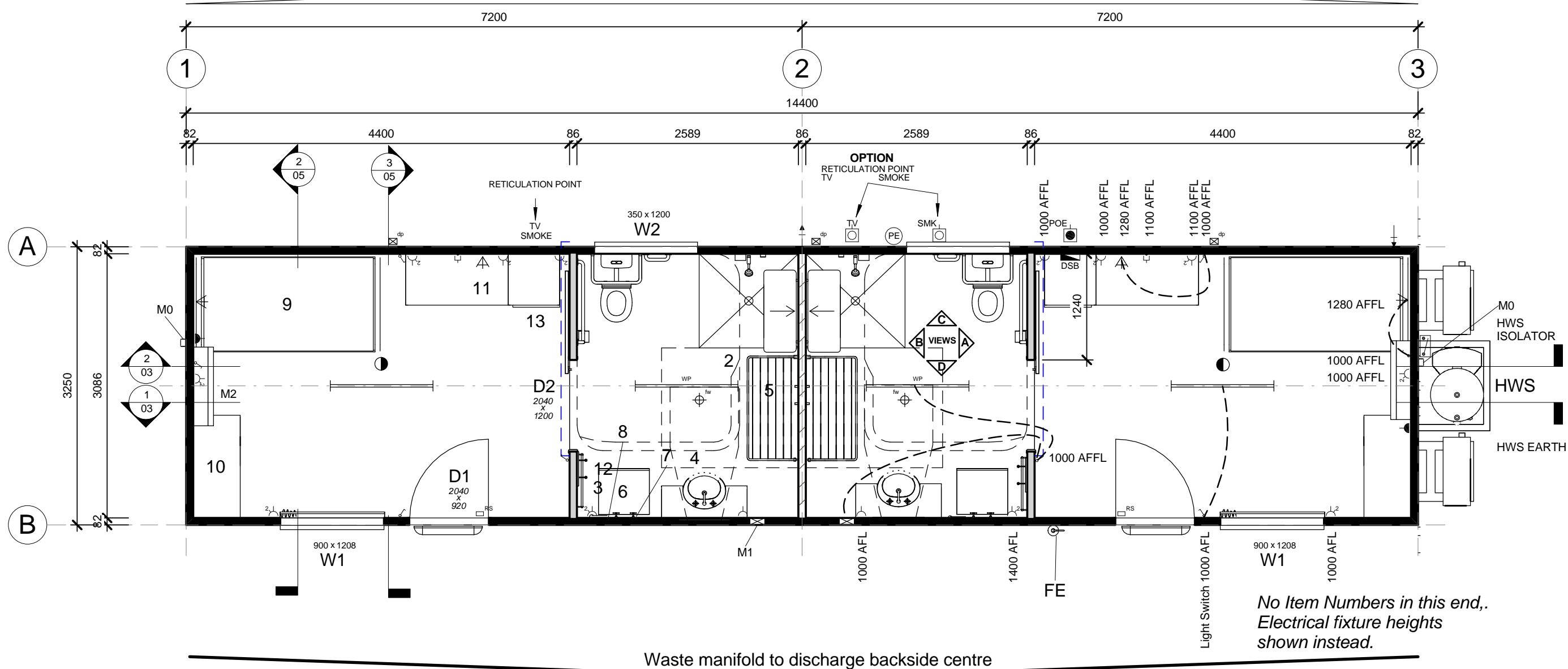
120842A1  
Adani Mining Pty. Ltd.  
Carmichael Project  
QLD.

14.4 x 3.25m VIP Two Person - Disabled

**ATCO** Structures  
& Logistics

ATCO STRUCTURES & LOGISTICS PTY. LTD.  
149-151 MAGNESIUM DRIVE, CRESTMEAD, QLD 4132  
P.O. BOX 1171, BROWNS PLAINS BC, QLD 4118  
E-mail: atcosales@atcost.com.au

PHONE: (07) 3412 8600  
FAX: (07) 3803 0175  
ABN: 71 083 902 309



### Item Lists

- Plumbing - Waste Manifold Outlet  
Plumbing - Water Inlet c/w Line Strainer
- 1 Disabled WC Suite - 2011, Grab Rails & Backrest  
2 Disabled Shower Type II - 2011 - c/w Fold-Up Seat & Grab Rails  
3 Chrome plated towel rail  
4 Disabled Vanity Unit c/w Laminated Bench Top & 1000 x 600 mirror over  
5 Mini Folding Frame Clothesline  
6 Washing Machine/Dryer Combo - Ariston ARMF125 on 300h plinth  
7 Washing Machine Taps  
8 Washing Machine Discharge Pipe  
9 King single bed c/w innerspring mattress  
10 Disabled Wardrobe - 2 Drawers  
11 Disabled Stepped Desk 1800 x 600  
12 Two Coat Hooks on Timber Rail x 600w  
13 Bar Fridge - WESTINGHOUSE - WRM1300WC - 130 litre  
dp Dropper only, for 100 x 75mm Downpipe  
FE 9.0Kg Fire Extinguisher - AB(E)  
fw Floor Waste  
HWS Rheem Heat Pump 325 Litre/6kW -MPi - mounted externally

### Item Lists

- D1 2040 x 920 External Door - Standard : Hollow Core MC  
D2 2040 x 1200 Internal Door Standard : Sliding Hollow Core -  
W1 900 x 1208 Sliding Glass Window - Grey Glass  
W2 350 x 1200 Sliding Glass Window Obscure Glass  
M0 A/C Vertical Two Piece Cover  
M1 Wall Mounted Exhaust Fan  
M2 3.62kW R/C Split System Air Conditioner

### Notes

- Building designed in accordance with Queensland Development Code (QDC) MP3.3 - Temporary accommodation buildings and structures.
- Smoke Alarms and TV Outlets are reticulated to common point.
- Exhaust fan and light in ensuite to be operated from same switch.
- Sound rated walls to run into roof cavity - refer to drawing details.

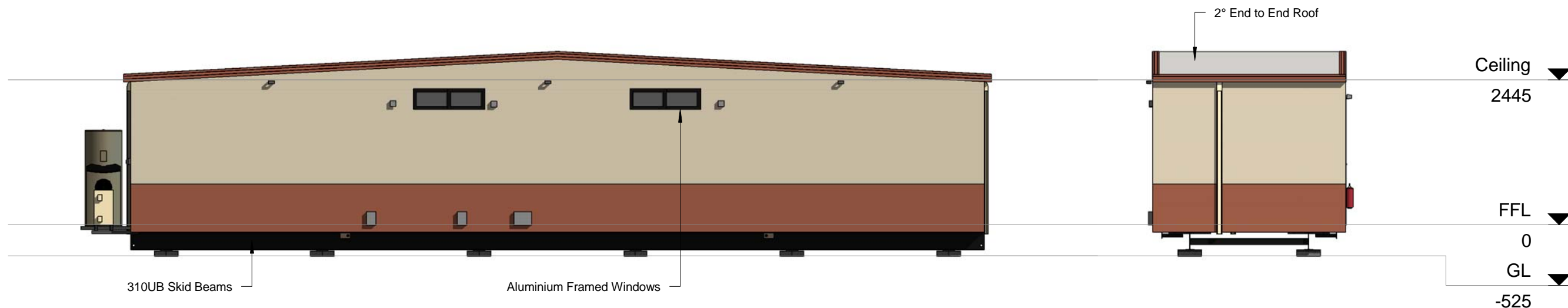
### Energy Efficiency Notes

- The design above is compliant for climate zones 1 & 3 for all orientations. Any changes to windows and/or external door sizes, quantity or locations will require re-submission for energy efficiency compliance.
- Under floor insulation not required under section P2 of QDC MP3.3 - Temporary Accommodation Building and Structures
- For climate zones other than 1 & 3, energy efficiency calculation is subject to geographic location & site orientation.

### Symbol Legend

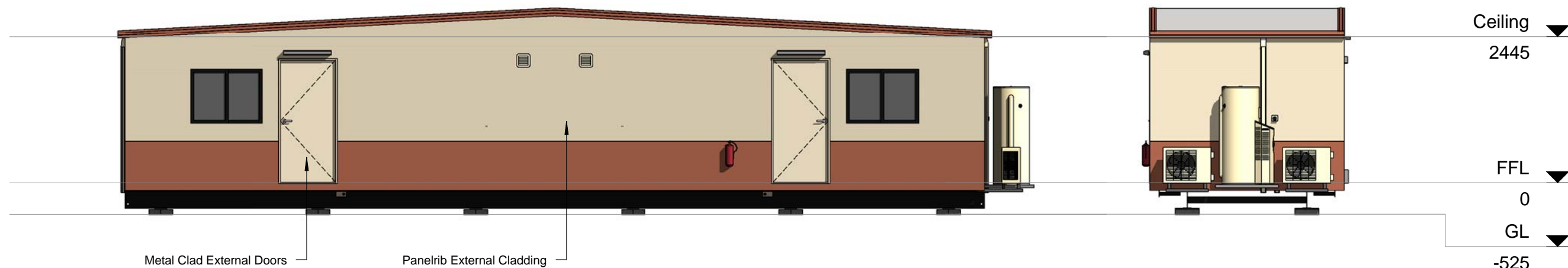
- DSB Distribution Switchboard  
POE - Point Of Entry  
Light switch  
Two-way light switch  
Light switch - IPX5 rated  
Isolation Switch  
10amp Single GPO  
10amp Double GPO  
15amp Single GPO.  
10amp GPO - IPX5 rated  
20amp Single GPO  
- Indicates floor mounting  
- Indicates ceiling mounting
- Comms. - Draw wire only  
'F' Type television outlet  
240V Smoke detector  
36w Single fluorescent light  
36w Double fluorescent light  
36w Emergency back-up fluorescent light  
36w Single fluorescent light - IP65 rated  
Emergency exit light  
Oyster Light - 11W Round Fluro  
External light  
18W Single Vandalite  
Oyster light  
Photo electric light switch  
Spot light  
PLUMBING - Water Inlet Point  
PLUMBING - Waste Manifold Outlet Point

Rev	Description	Date	By	THIS DRAWING REMAINS THE PROPERTY OF ATCO STRUCTURES PTY. LTD. IT MAY NOT BE REPRODUCED OR COPIED WHOLE OR IN PART WITHOUT WRITTEN AUTHORITY	QUALITY CERTIFIED TO AS/NZS ISO 9001:2008 BY SCI-QUAL INTERNATIONAL REGN No. 531	PROJECT No. 14.4 x 3.25m VIP Two Person - Disabled Adani Mining Pty. Ltd. Carmichael Project QLD.	DATE 20.08.12	SCALE 1 : 50	DRAWN RA	CHECKED TK	ATCO Structures & Logistics ATCO STRUCTURES & LOGISTICS PTY. LTD. 149-151 MAGNESIUM DRIVE, CRESTMEAD, QLD 4132 P.O. BOX 1171, BROWNS PLAINS BC, QLD 4118 E-mail: atcosales@atcosl.com.au PHONE: (07) 3412 8600 FAX: (07) 3803 0175 ABN: 71 083 902 309	TITLE Floor Plan DRAWING NUMBER 120842A1 -01	DESIGN WIND LOAD Reg. C Cat. 2 NCC BUILDING CLASS 3 REVISION SHEET SIZE A3



**A** Elevation A  
1 : 75

**2** Elevation D  
1 : 75



**B** Elevation B  
1 : 75

**1** Elevation C  
1 : 75

Rev	Description	Date	By	THIS DRAWING REMAINS THE PROPERTY OF ATCO STRUCTURES PTY. LTD. IT MAY NOT BE REPRODUCED OR COPIED WHOLE OR IN PART WITHOUT WRITTEN AUTHORITY  QUALITY CERTIFIED TO AS/NZS ISO 9001:2008 BY SCI-QUAL INTERNATIONAL REGN No. 531	PROJECT No.  14.4 x 3.25m VIP Two Person - Disabled Adani Mining Pty. Ltd. Carmichael Project QLD.	DATE	20.08.12	<b>ATCO Structures &amp; Logistics</b>  <small>ATCO STRUCTURES &amp; LOGISTICS PTY. LTD.            149-151 MAGNESIUM DRIVE, CRESTMEAD, QLD 4132            P.O. BOX 1171, BROWNS PLAINS BC, QLD 4118            E-mail: atcosales@atcosl.com.au</small>	<small>PHONE: (07) 3412 8600            FAX: (07) 3803 0175            ABN: 71 083 902 309</small>	TITLE Elevations		DESIGN WIND LOAD Reg. C Cat. 2
						SCALE	1 : 75			DRAWING NUMBER 120842A1 -02		NCC BUILDING CLASS 3
						DRAWN	RA					REVISION
						CHECKED	TK					SHEET SIZE A3



Manufacturing Structural Members		
Description	Member Size	Centre to Centre
Single Skid beams c/w Retractable lifters	310UB	2000

- Floor Structure Schedule		
Floor Structure		Comments
Floor 600mm Floor Joist Centres		
Covering - 2.0mm Polyflor Non-Slip Vinyl	Bathrooms - 100mm Cove	
Covering - 2.0mm Polyflor XL Vinyl	Bedrooms	
Flooring - 17mm F11 T&G Plywood		
Insulation - Under Floor - 15mm Foilboard		
Joists - LC10015 Galvaspan		

- Wall Schedule	
Wall Structure	Comments
External Wall	
611mm Stud Centres	
Cladding External - Colorbond Maxirib - "Headland"	Lower
Cladding External - Colorbond Maxirib - "Paperbark"	Upper
Framing - 75 x 1.0mm Hi-Ten Truecore	
Insulation - R2.9 Batts - 75mm	
Lining - Internal - 3.6mm Polyester Coated Plywood	
Thermal Break between Framing and Cladding	
Ply Internal Wall	
611mm Stud Centres	
75mm Glasswool batt to wall hatched	
Framing - 75 x 1.0mm Hi-Ten Truecore	
Lining - Internal - 3.6mm Polyester Coated Plywood	

Wall Height
2445

Sales Roof Structure Schedule		
Roof Structure		Comments
2° End to End Roof C2 - SDEK/PLY LC7512 - 611 - (3.0 & 3.5) 611mm Ceiling Joist Centres		
Ceiling Joist - LC7512 Galvaspan		
Insulation - R2.3 Foil Backed Blanket - 95mm		
Lining - Internal - 3.6mm Polyester Coated Plywood		
Purlins - C7510 / LC7512 Galvaspan		
Roof - 0.42mm BMT Superdek Roofing		

Sales Door Schedule												
No.	Panel	Height	Width	Handle Type	Hardware Set	Closer	Panic Bar	C/B Jamb	Timber Jamb	Security	Quantity	Comments
D1	Standard : Hollow Core MC	2040	920	Lever	Entrance	No	No	Yes	No		2	E/E & Weather Seals
D2	Standard : Sliding Hollow Core	2040	1200		Privacy			No	Yes		2	Flush Pull Handle

Sales Window Schedule							
No.	Type	Glazing	Height	Width	Sill Height	Quantity	Comments
W1	Sliding XO	Grey Glass	900	1208	1000	2	c/w Curtain ➡
W2	Sliding XO..	Obscure Glass	350	1200	1960	2	

* Plumbing Fixtures			
No.	Description	Quantity	Comments
	Plumbing - Waste Manifold Outlet	1	
	Plumbing - Water Inlet c/w Line Strainer	1	
1	Disabled WC Suite - 2011, Grab Rails & Backrest	2	
2	Disabled Shower Type II - 2011 - c/w Fold-Up Seat & Grab Rails	2	
3	Chrome plated towel rail	2	
4	Disabled Vanity Unit c/w Laminated Bench Top & 1000 x 600 mirror over	2	c/w Mirror. Disabled Compliant
5	Mini Folding Frame Clothesline	2	Set 1200 AFFL OPTION
7	Washing Machine Taps	2	
8	Washing Machine Discharge Pipe	2	
dp	Dropper only, for 100 x 75mm Downpipe	3	
fw	Floor Waste	2	
HWS	Rheem Heat Pump 325 Litre/6kW -MPi - mounted externally	1	

- Furniture			
No.	Description	Quantity	Comments
9	King single bed c/w innerspring mattress	2	OPTION
10	Disabled Wardrobe - 2 Drawers	2	Disabled Compliant 1 Lh & 1 RH ➡
11	Disabled Stepped Desk 1800 x 600	2	OPTION OPTION
12	Two Coat Hooks on Timber Rail x 600w	2	

- Electrical Equipment Schedule			
No.	Description	Quantity	Comments
6	Washing Machine/Dryer Combo - Ariston ARMF125 on 300h plinth	2	OPTION
13	Bar Fridge - WESTINGHOUSE - WRM1300WC - 130 litre	2	OPTION

Sales Mechanical Equipment			
No.	Supplier	Description	Quantity
M0	A/C Installer	A/C Vertical Two Piece Cover	2
M1	AIRFLOW	Wall Mounted Exhaust Fan	2
M2	TECO	3.62kW R/C Split System Air Conditioner	2

## Refridgeration Pipes to run under floor


- Electrical Fixtures	
Description	Quantity
1x10amp GPO AC	2
1x15amp GPO AC	2
2x10amp GPO	12
240v Smoke Alarm	2
Draw Wire	2
External Smoke Junction Box	1
External TV Junction Box	1
Isolation Switch - HWS	1
Photo Electric Cell	1
Reed Switch	OPTION 2
Switchboard	1

**SWITCHBOARD:** To have timer installed, via. Door Reed Switch, **OPTION** for all A/C units.  
Units to be shut down if door left open for more than 1 minute.

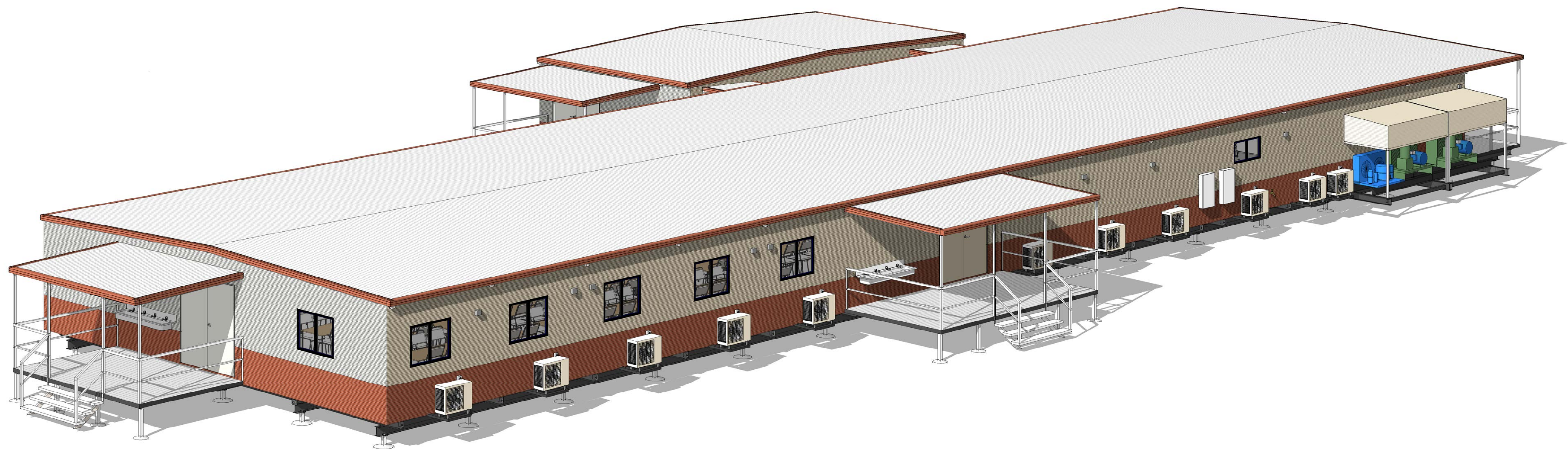

Lighting Fixtures	Quantity
1x36W Fluro - Bare	2
1x36W Fluro - IP65	2
Reading Light - Oyster Shape	4
Single Vandalite - Wall Mounted	2
Switch - Std	8

- Fire Services Schedule		
No.	Description	Quantity
FE	9.0Kg Fire Extinguisher - AB(E) 2	1

Rev	Description	Date	By

THIS DRAWING REMAINS THE PROPERTY OF ATCO STRUCTURES PTY. LTD. IT MAY NOT BE REPRODUCED OR COPIED WHOLE OR IN PART WITHOUT WRITTEN AUTHORITY	QUALITY CERTIFIED TO AS/NZS ISO 9001:2008 BY SCI-QUAL INTERNATIONAL REGN No. 531	PROJECT No.	DATE	20.08.12	<div><p><b>ATCO Structures &amp; Logistics</b></p><p>ATCO STRUCTURES &amp; LOGISTICS PTY. LTD. 149-151 MAGNESIUM DRIVE, CRESTMEAD, QLD 4132 P.O. BOX 1171, BROWNS PLAINS BC, QLD 4118 E-mail: atcosales@atcosl.com.au</p><p>PHONE: (07) 3412 8600 FAX: (07) 3803 0175 ABN: 71 083 902 309</p></div>	TITLE	DESIGN WIND LOAD
		14.4 x 3.25m VIP Two Person - Disabled Adani Mining Pty. Ltd. Carmichael Project QLD.	SCALE			Sales Schedules	Reg. C Cat. 2
			DRAWN	RA		DRAWING NUMBER	NCC BUILDING CLASS
			CHECKED	TK			
				120842A1 -07	3	REVISION	SHEET SIZE
							A3





View indicative only

- Drawing List		
Sheet Number	Sheet Name	Current Revision
00	Title Page	A
01	Floor Plan	A
02	Elevations	A
05	Kitchen Sections	A
07	Sales Schedules	A

KD-400-H-C2  
ATCO Structures & Logistics Pty Ltd

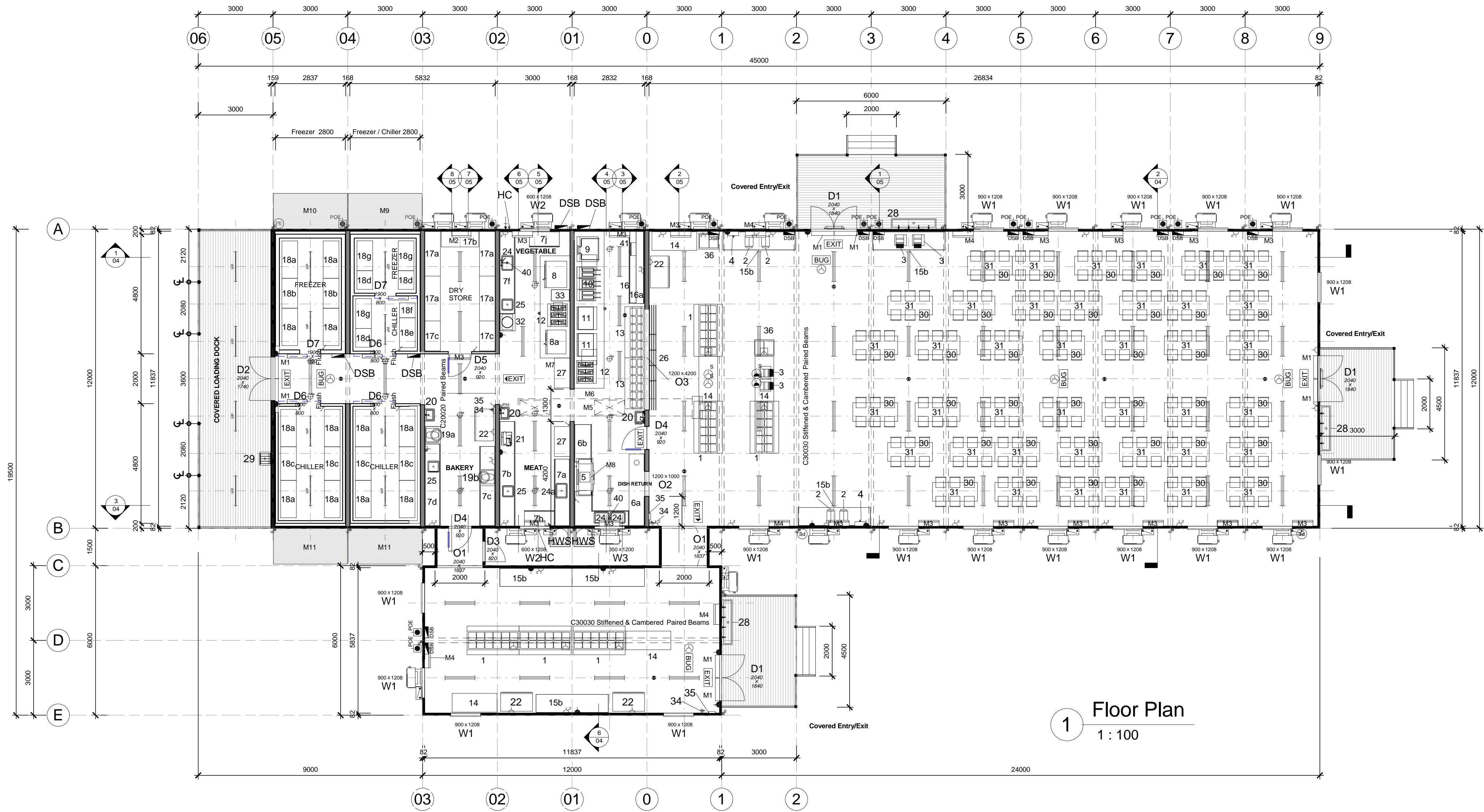
Kitchen Diner - 45.0 x 19.5m

COOKING CAPACITY = 400 Person  
SEATING CAPACITY = 240 Person

**ATCO** Structures & Logistics

ATCO STRUCTURES & LOGISTICS PTY. LTD.  
140-150 MARQUESSIA DRIVE, CHESTERWOOD, QLD 4112  
P.O. BOX 1171, BROWNS PLAINS QC, QLD 4118  
E-mail: atco@atcostructures.com.au  
PHONE: (07) 3412 8600  
FAX: (07) 3801 0175  
ABN: 71 083 962 309





1 Floor Plan  
1 : 100

Item List

- Plumbing - Water Inlet c/w Line Strainer  
1 Salad Bar - 6 Mod - Storage Under / Glass Canopy  
2 Drinks Dispenser - 2 x 12 litre  
3 Conveyor Toaster  
4 BIRKO 15ltr Autoboiler  
5 Rack - Conveyor Dishwasher  
6a Dish Return c/w Scraps Hole / Chute (1400 x 2825 x 2900) (300 high Splashback with 600 high wall cover)  
6b Dishwash Exit 1500 x 700 (300 high Splashback with 600 high wall cover)  
7a Prep Bench - Meat 01 x 2700w (300 high Splashback)  
7b Prep Bench - Meat 02 x 4200w (300 high Splashback)  
7c Prep Bench - Bakery 01 x 3200w (300 high Splashback)  
7d Prep Bench - Bakery 02 x 4000w (300 high Splashback) to Inc. 600 Steppdown x 700w  
7f Prep Bench - Vege 01 x 4000w inc. Steppdown  
7h Mobile Bench - Meat x 1200w x 750d x 900h (No Splashback)  
7j Mobile Bench - Vege x 1200w x 750d x 900h (No Splashback)  
8 Combi Oven - Electric  
8a Combi Oven - Electric  
9 Tilting Bratt Pan - Electric - 150 Litre  
10 Deep Fryer - Electric - 3 Pan x 32 Litre  
11 Griddle - Electric  
12 Range - Electric - 6 Element  
13 Hot Bain Marie - 6 Mod - Heated Storage Under / Sneeze Guard  
14 Mobile Bench - Diner x 1800w x 750d x 900h (No Splashback)  
15b Beverage Bench x 2900w (600 high Splashback)  
16a Prep Bench - Cooking x 2900w (300 high Splashback)  
16b Prep Bench - Cooking - Shell x 2900w  
17a Shelving 4 Tier Post Style with Wire Grid Shelves 1800h x 1500w x 600d  
17b Shelving 4 Tier Post Style with Wire Grid Shelves 1800h x 1500w x 600d  
17c Shelving 4 Tier Post Style with Wire Grid Shelves 1800h x 1200w x 600d

- 18a Shelving 4 Tier Post Style with ABS Shelves - 1800h x 1500w x 600d  
18b Shelving 4 Tier Post Style with ABS Shelves - 1800h x 1200w x 600d  
18c Shelving 4 Tier Post Style with ABS Shelves - 1800h x 1350w x 600d  
18d Shelving 4 Tier Post Style with ABS Shelves - 1800h x 600w x 600d  
18e Shelving 3 Tier MANTOVA Post Style with ABS Shelves - 1200h x 1200w x 600d  
18f Shelving 3 Tier Post Style with ABS Shelves - 1200h x 600w x 600d  
18g Shelving 4 Tier Post Style with ABS Shelves - 1800h x 1200w x 600d  
19a Planetary Mixer - 40 litre  
19b Planetary Mixer - 20 litre  
20 Hand Basin, Stainless Steel - Knee Operated (Hot & Cold)  
21 Semi Automatic Slicer  
22 Two Glass Door Chiller - 1120 Litres  
24 600 x 450 x 380 deep Sink c/w Pot Wash Item 40  
24a 600 x 450 x 380 deep Sink c/w Flickmixer  
25 450 x 450 x 300 deep Sink c/w Flickmixer  
26 Tubular Tray Race x 4200w  
27 Pot Rack 4 Tier Post Style with Wire Grid Shelves 1800h x 1200w x 600d  
28 4 Top Stainless Steel Wash Trough 1800mm long  
29 Cleaners sink with hinged grate (Hot & Cold Tap Only)  
30 Steel Framed Stacker Chair  
31 1800 x 750 Melamine lunch table  
32 Bench Mounted Potato Peeler  
33 Infill Bench - 450w 750d (300 high Splashback)  
34 9.0Kg Fire Extinguisher - AB(E)  
35 Fire Blanket  
36 Ice Cream Freezer - 183 Litre  
40 Pot Wash - Hob Mounted Pre Rinse & Add On Pot Filler  
41 Microwave  
BUG Electronic Bug Killer - 2 x 20W  
6p Dropper only, for 100 x 75mm Downpipe  
DSB Switchboard  
fw Commercial Floor Waste  
HC Hose Cock  
HWS 315Ltr Triple element hot water system - mounted externally

- D1 2040 x 1840 External Double Door - Standard : Hollow Core MC  
D2 2040 x 1740 External Double Door - Standard : Hollow Core MC  
D3 2040 x 820 External Door - Standard : Hollow Core  
D4 2040 x 920 Internal Door - Half Glass : Solid Core  
D5 2040 x 920 Internal Door - Half Glass : Hollow Core  
D6 1900 x 800 Internal Door - Standard : Coldroom Panel Door  
D7 1900 x 800 Internal Door - Standard : Freezer Panel Door  
O1 2040 x 1000 Opening Only  
O2 1200 x 1000 Window opening Dish Return  
O3 1200 x 4200 Servery Servery Window  
W1 900 x 1208 Sliding Glass Window - Grey Glass  
W2 600 x 1208 Sliding Glass Window - Obscure Glass  
W3 350 x 1200 Sliding Glass Window Obscure Glass  
M1 900mm Air Curtains  
M2 3.5kW R/C Split System Air Conditioner - Inverter  
M3 5.0kW R/C Split System Air Conditioner - Inverter  
M4 7.1kW R/C Split System Air Conditioner - Inverter  
M5 Fresh Air Dual Kitchen Induction System  
M6 Exhaust Canopy - Main x 6300w  
M7 Exhaust Canopy - Secondary  
M8 Vent Hood for ES100 Rack - Conveyor Dishwasher  
M9 External Compressors - Freezer / Chiller  
M10 External Compressor - Freezer  
M11 External Compressor - Chiller

Notes

- Fire fighting equipment supplied & installed by others.
- Freezer & Chillers to comply with NCC G.12

C2 STRUCTURAL NOTES - Minimum Design Criteria

Dead and Live Windloads in accordance with the latest version of AS1170.2  
Wind Region: C - Terrain Category: 2  
Strength Design Wind Speed:  $V_u = 61.2\text{m/s}$  (61)  
Serviceability Wind Speed:  $V_s = 39.5\text{m/s}$  (39)  
Shielding Multiplier: 1.0 Topographic Multiplier: 1.0  
Earthquake Loads in accordance with the latest version of AS1170.4

WINDOW SPECIFICATION

ULS (ULTIMATE) - 4.44kPa  
SLS (SERVICEABILITY) - 1.33kPa  
WATER PENETRATION - 450PA

Symbol Legend

- DSB Distribution Switchboard  
POE - Point Of Entry  
Light switch  
Two-way light switch  
Light switch - IPX5 rated  
Isolation Switch  
10amp Single GPO  
10amp Double GPO  
15amp Single GPO  
10amp GPO - IPX5 rated  
20amp Single GPO  
- Indicates floor mounting  
- Indicates ceiling mounting  
Comms - Draw wire only  
F Type television outlet  
240V Smoke detector  
36w Single fluorescent light  
36w Double fluorescent light  
36w Emergency back-up fluorescent light  
36w Single fluorescent light - IP65 rated  
Emergency exit light  
Oyster Light - 11W Round Fluro  
External light  
18W Single Vandalite  
Oyster light  
Photo electric light switch  
Spot light  
PLUMBING - Water Inlet Point  
PLUMBING - Waste Manifold Outlet Point

COOKING CAPACITY = 400 Person  
SEATING CAPACITY = 240 Person

Kitchen Diner - 45.0 x 19.5m

ATCO Structures & Logistics Pty Ltd

DATE 31.05.12

SCALE 1 : 100

DRAWN RA

CHECKED TK

PROJECT No.

DESIGN WIND LOAD Reg. C Cat. 2

NCC BUILDING CLASS 6

TITLE

Floor Plan

DRAWING NUMBER KD-400-H-C2-01

REVISION A

SHEET SIZE A1



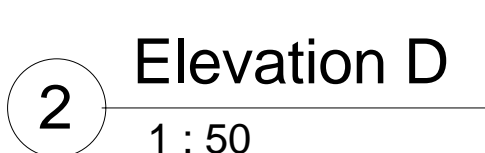


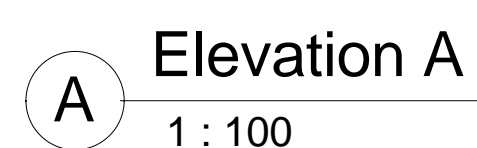


PHONE: (07) 3412 8600  
FAX: (07) 3803 0175  
ABN: 71 083 902 309

THIS DRAWING REMAINS THE PROPERTY OF ATCO  
STRUCTURES PTY. LTD. IT MAY NOT BE REPRODUCED  
OR COPIED WHOLE OR IN PART WITHOUT WRITTEN  
AUTHORITY

© COPYRIGHT

QUALITY CERTIFIED TO AS/NZS ISO 9001:2008  
BY  
SCI-QUAL INTERNATIONAL REGN No. 531



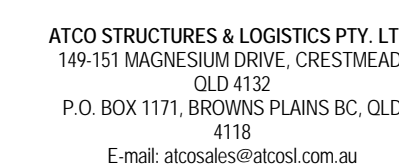
Kitchen Diner - 45.0 x 19.5m

ATCO Structures & Logistics Pty Ltd

DATE	31.05.	
SCALE	As indicated	
DRAWN	R	
CHECKED	A	
PROJECT No.		
DESIGN WIND LOAD Reg. C Cat. 2	NCC BUILDING CLASS 6	
TITLE  Elevations		
DRAWING NUMBER  KD-400-H-C2 -02	REVISION  A	SHEET #  A1

SIZE	
------	--



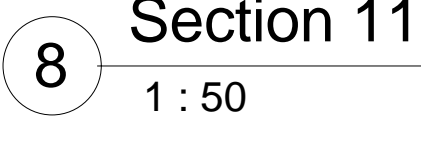
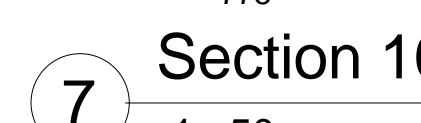
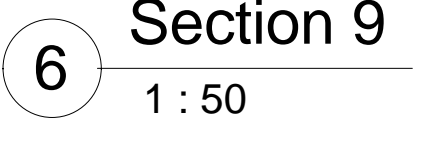
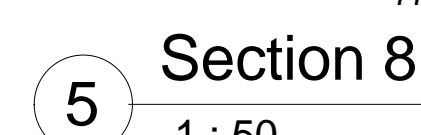
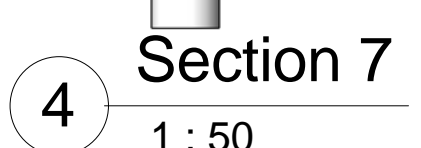
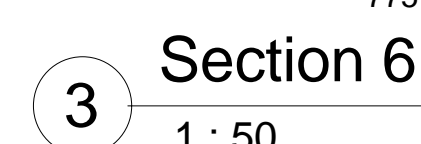
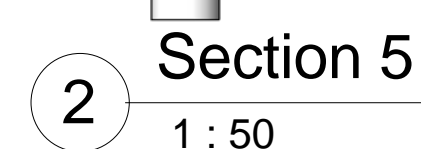
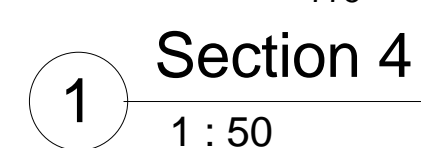


PHONE: (07) 3412 8600  
FAX: (07) 3803 0175  
ABN: 71 083 902 309

THIS DRAWING REMAINS THE PROPERTY OF ATCO  
STRUCTURES PTY. LTD. IT MAY NOT BE REPRODUCED  
OR COPIED WHOLE OR IN PART WITHOUT WRITTEN  
AUTHORITY

© COPYRIGHT

QUALITY CERTIFIED TO AS/NZS ISO 9001:2008  
BY  
SCI-QUAL INTERNATIONAL REGN No. 531

[illegible]

Kitchen Diner - 45.0 x 19.5m

ATCO Structures & Logistics Pty Ltd

DATE	31.05.		
SCALE	1 :		
DRAWN	P		
CHECKED	-		
PROJECT No.			
DESIGN WORK LOAD Reg. C Cat. 2		NCC BUILDING CLASS 6	
TITLE Kitchen Sections			
DRAWING NUMBER KD-400-H-C2 -05		REVISION A	SHEET'S A1

SIZE	
------	--



Manufacturing Structural Members		
Description	Member Size	Back to Back
Skid Beams - Perimeter Chasis	200PFC	2850
Skid beams c/w retractable lifters	200PFC	2000
Rail System	200UB22.3	
Paired Beams	C20020	
Paired Beams	C30030 Stiffened & Cambered	

- Floor Structure Schedule		
Floor Structure		Comments
DECK		
400mm Floor Joist Centres		
Flooring - 19 x 89 Shotedge		
Framing - LC7512 Galvaspan		
DINER FLOOR		
480mm Floor Joist Centres		
Covering - 2.0mm Polyflor XL Vinyl		
Flooring - 17mm F11 T&G Plywood		
Joists - LC10015 Galvaspan		
KITCHEN FLOOR		
400mm Floor Joist Centres		
Covering - 2.0mm Polyflor Non-Slip Vinyl		100mm Cove
Flooring - 15mm Compressed Fibre Cement (CFC)		
Joists - LC10015 Galvaspan		

**FREEZER FLOOR** - 100mm panel type c/w 15mm CFC, epoxy coated to give a water resistant surface and 3mm Ali. Checker plate.

**COLDROOM FLOOR - 100mm panel type c/w 15mm CFC,  
epoxy coated to give a water resistant surface and 3mm Ali.  
Checker plate.**

**NOTE: Floors flush to Hallway FFL**

- Wall Schedule		
Wall Structure		Comments
Coldroom / Freezer Walls		
Panel		
0.6mm Colorbond Skin		
100mm EPS Panel		Coldroom
150mm EPS Panel		Freezer
External Wall		
Stud Centres - Diner 611mm - Kitchen 400mm		
Cladding External - Colorbond Maxibri - "Headland"		Lower first sheet
Cladding External - Colorbond Maxibri - "Paperback"		Upper Sheets
Framing - 75 x 1.0mm Hi-Ten Truecore		
Insulation - R2.9 Batts - 75mm		
Insulation - Sisalation		Kitchen External Walls
Lining - 6mm Villaboard		Kitchen Area
Lining - Internal - 3.6mm Polyester Coated Plywood		Diner
Thermal Break between Framing and Cladding		
External Wall / Double 600mm Stud Centres		
Cladding External - Colorbond Maxibri - "Headland"		Lower first sheet
Cladding External - Colorbond Maxibri - "Paperback"		Upper Sheets
Framing - 2 Walls - 75 x 1.0mm Hi-Ten Truecore		
Insulation - R2.9 Batts - 75mm		
Lining - 6mm Villaboard		Kitchen Area
Thermal Break between Framing and Cladding		
Villaboard Double Internal Wall 400mm Stud Centres		
Framing - 2 Walls - 75 x 1.0mm Hi-Ten Truecore		
Lining - 6mm Villaboard		Kitchen Area
Villaboard Internal Wall 400mm Stud Centres		
Framing - 75 x 1.0mm Hi-Ten Truecore		
Lining - 6mm Villaboard		Kitchen Area

Wall Height
2445

Sales Roof Structure Schedule		
Roof Structure	Comments	
2 <sup>nd</sup> End to End Roof		
C2 - SDEK/PBD LC10015 - 400 - (3.0 & 3.5)		
Ceiling Joist Centres - Kitchen 400mm - Diner 611mm		
Framing - LC10015 Galvaspan		
Insulation - R2.3 Foil Back Blanket - 95mm		
Lining - Internal - 3.6mm Mirage Pearl Plywood		
Lining - Internal - 6mm Villaboard		
Kitchen Area, Loading Dock Ceiling.		
Purlins - C7510 / LC7512 Galvaspan		
Roof - 0.42mm BMT Superdek Roofing		
DINER ONLY		
Roof - 0.48mm BMT Superdek Roofing		
KITCHEN ONLY		

Sales Door Schedule												
No.	Panel	Height	Width	Handle Type	Hardware Set	Closer	Panic Bar	C/B Jamb	Timber Jamb	Security	Quantity	Comments
D1	Standard : Hollow Core MC	2040	1840	Lever	Entrance	Yes	No	Yes	No		3	E/E Seals
D2	Standard : Hollow Core MC	2040	1740	Lever	Entrance	Yes	No	Yes	No		1	E/E Seals
D3	Standard : Hollow Core	2040	820	Standard	Entrance	No	No	Yes	No		1	E/E Seals
D4	Half Glass : Solid Core	2040	920	Lever	Passage	Yes	No	Yes	No		2	Push/Kick Plates both sides
D5	Half Glass : Hollow Core	2040	920	Lever	Entrance	No	No	Yes	No		1	
D6	Standard : Coldroom Panel Door	1900	800		Coolroom Furniture			Yes	No		3	Chillers - Supplied and installed by third party.
D7	Standard : Freezer Panel Door	1900	800		Coolroom Furniture			Yes	No		2	Freezer - Supplied and installed by third party.
O1	Opening Only	2040	1837					Yes	No		3	

No.	Type	Glazing	Height	Sill Height	Quantity	Comments
O2	Window Opening only	Dish Return	1200	1000	900	1
O3	Window Opening only	Servrey Window	1200	4200	880	1
W1	Sliding XO	Grey Glass	900	1208	1000	18
W2	Sliding XO1	Obscure Glass	600	1208	1300	2
W3	Sliding XO...	Obscure Glass	350	1200	1550	1

* Plumbing Fixtures			
No.	Description	Quantity	Comments
	Plumbing - Water Inlet c/w Line Strainer	1	
4	BIRKO 15ltr Autobailer	1	
20	Hand Basin, Stainless Steel - Knee Operated (Hot & Cold)	2	
24	600 x 450 x 380 deep Sink c/w Pot Wash Item 40	3	Hot & Cold
24a	600 x 450 x 380 deep Sink c/w Flickmixer	3	Hot & Cold
25	450 x 450 x 300 deep Sink c/w Flickmixer	1	Hot & Cold
28	4 Tap Stainless Steel Wash Trough 1800mm long	3	
29	Cleaners sink with hinged grate (Hot & Cold Tap Only)	1	
40	Pot Wash - Hob Mounted Pre Rinse & Add On Pot Filler	2	Hot & Cold
dp	Dropper only, for 100 x 75mm Downpipe	33	
fw	Commercial Floor Waste	14	
HC	Hose Cock	2	
HWS	315Ltr Triple element hot water system - mounted externally	2	

- Furniture			
No.	Description	Manufacturer	Quantity
17a	Shelving 4 Tier Post Style with Wire Grid Shelves 1800h x 1200w x 600d	MANTOVA	4
17b	Shelving 4 Tier Post Style with Wire Grid Shelves 1800h x 1500w x 600d	MANTOVA	1
17c	Shelving 4 Tier Post Style with Wire Grid Shelves 1800h x 1200w x 600d	MANTOVA	2
18a	Shelving 4 Tier Post Style with ABS Shelves - 1800h x 1500w x 600d	MANTOVA	12
18b	Shelving 4 Tier Post Style with ABS Shelves - 1800h x 1200w x 600d	MANTOVA	2
18c	Shelving 4 Tier Post Style with ABS Shelves - 1800h x 1350w x 600d	MANTOVA	4
18d	Shelving 4 Tier Post Style with ABS Shelves - 1800h x 750w x 600d	MANTOVA	3
18e	Shelving 3 Tier Post Style with ABS Shelves - 1200h x 1200w x 600d	MANTOVA	1
18f	Shelving 3 Tier Post Style with ABS Shelves - 1200h x 600w x 600d	MANTOVA	1
18g	Shelving 4 Tier Post Style with ABS Shelves - 1800h x 1200w x 600d	MANTOVA	3
26	Tabular Tray Race x 4200w		1
27	Pot Rack 4 Tier Post Style with Wire Grid Shelves 1800h x 1200w x 600d	MANTOVA	2
30	Steel Framed Stacker Chair		240
31	1800 x 750 Melamine lunch table		40

Stainless Steel Benches		
No.	Description	Quantity
6a	Dish Return c/w Scraps Hole / Chute (1400 x 2825 x 2900) (300 high Splashback with 600 high wall cover)	1
6b	Dishwash Exit 1500 x 700 (300 high Splashback with 600 high wall cover)	1
7a	Prep Bench - Meat 01 x 2700w (300 high Splashback)	1
7b	Prep Bench - Meat 02 x 4200w (300 high Splashback)	1
7c	Prep Bench - Bakery 01 x 3200w (300 high Splashback)	1
7h	Mobile Bench - Meat x 1200w x 750d x 900h (No Splashback)	1
7i	Mobile Bench - Vege x 1200w x 750d x 900h (No Splashback)	1
14	Mobile Bench - Diner x 1800w x 750d x 900h (No Splashback)	5
15b	Beverage Bench x 2900w (600 high Splashback)	6
16	Prep Bench - Cooking x 2900w (300 high Splashback)	1
16a	Prep Bench - Cooking - Shelf x 2900w	1
33	Infill Bench - 450w 750d (300 high Splashback)	1

Sales Mechanical Equipment			
No.	Supplier	Description	Quantity
M1	TECO	900mm Air Curtains	8
M2	DAIKIN	3.5kW R/C Split System Air Conditioner - Inverter	1
M3	DAIKIN	5.0kW R/C Split System Air Conditioner - Inverter	18
M4	DAIKIN	7.1kW R/C Split System Air Conditioner - Inverter	5
M5	Aircon Eng.	Fresh Air Dual Kitchen Induction System	1
M6	T&H Sheetmetal	Exhaust Canopy - Main x 6300w	1
M7	T&H Sheetmetal	Exhaust Canopy - Secondary	1
M8	T&H Sheetmetal	Vent Hood for ES100 Rack - Conveyor Dishwasher	1
M9		External Compressors - Freezer / Chiller	1
M10		External Compressor - Freezer	1
M11		External Compressor - Chiller	2

Lighting Fixtures	Quantity
1x36W Fluro - IP65	12
2x36W Fluro & Diffuser	62
Exit - Ceiling Mount	4
Exit - Ceiling Mount Directional	2
Exit - Wall Mount	1
Single Vandalite - Wall Mounted	2
Spitfire 10W - Emergency Light - Battery Backup	10
Switch - IPX5	2
Switch - Std	12

- Fire Services Schedule		
No.	Description	Quantity
34	9.0Kg Fire Extinguisher - AB(E)	3
35	Fire Blanket	3

- Electrical Fixtures	
Description	Quantity
1x10amp GPO	6
1x10amp GPO - Ceiling Mounted	5
1x10amp GPO - Floor Mounted	7
1x10amp GPO - Suspended	2
1x15amp GPO	9
1x15amp GPO - Suspended	2
1x15amp GPO AC	6
1x20amp 3Ø Point	1
2x10amp GPO	27
Emergency Stop	2
Emergency Stop on Canopy	2
Energy Efficiency and Emergency Lighting Control Panel (HAGER)	2
Isolation Switch - AC	23
Isolation Switch - HWS	2
Mains Switchboard	4
On-Off Switch	4
Photo Electric Cell	3
POE	4
Switchboard	11

- Electrical Equipment Schedule				
No.	Description	Manufacturer	Model	Quantity
1	Salad Bar - 6 Mod - Storage Under / Glass Canopy	BRAMS	6 Mod	6
2	Drinks Dispenser - 2 x 12 litre	PROMAC	VL 223	4
3	Conveyor Toaster	ROBAND	TCR15	4
5	Rack - Conveyor Dishwasher	ESWOOD	ES100	1
8	Combi Oven - Electric	BLUESEAL	20 tray - E20CSDW	1
8a	Combi Oven - Electric	BLUESEAL	14 tray - E14CSDW	1
9	Tilting Bratt Pan - Electric - 150 Litre	GOLDSTEIN	TPE-150	1
10	Deep Fryer - Electric - 3 Pan x 32 Litre	GOLDSTEIN	FRE-18L - 3 Pan	1
11	Griddle - Electric	GOLDSTEIN	GPEDB-36 & SB36	2
12	Range - Electric - 6 Element	GOLDSTEIN	PE-6R-28	2
13	Hot Bain Marie - 6 Mod - Heated Storage Under / Sneeze Guard	BRAMS	6 Mod	2
19a	Planetary Mixer - 40 litre	PARAMOUNT	BM40AT3P	1
19b	Planetary Mixer - 20 litre	PARAMOUNT	BM 20AT	1
21	Semi Automatic Slicer	BRICE	GL Matic	1
22	Two Glass Door Chiller - 1120 Litres	SKOPE	B1200-2	4
32	Bench Mounted Potato Peeler	SAMMIC	M10	1
36	Ice Cream Freezer - 183 Litre	BAKER	GLOBO	2
41	Microwave	BONN	MV 1000	1
BUG	Electronic Bug Killer - 2 x 20W	INSECT-O-CUTOR	14614	5

**ATCO Structures & Logistics**

**ATCO STRUCTURES & LOGISTICS PTY. LTD**  
149-151 MAGNESIUM DRIVE, CRESTMEAD,  
QLD 4132  
P.O. BOX 1171, BROWNS PLAINS BC, QLD  
4118  
E-mail: [atcosales@atcosl.com.au](mailto:atcosales@atcosl.com.au)

PHONE: (07) 3412 8600  
FAX: (07) 3803 0175

ABN: 71 063 902 309

THIS DRAWING REMAINS THE PROPERTY OF ATCO  
STRUCTURES PTY. LTD. IT MAY NOT BE REPRODUCED  
OR COPIED WHOLE OR IN PART WITHOUT WRITTEN  
AUTHORITY

© COPYRIGHT

QUALITY CERTIFIED TO AS/NZS ISO 9001:2008  
BY  
SCI-QUAL INTERNATIONAL REGN No. 531

Rainwater Goods	
Description	Quantity
Dropper only, for 100 x 75mm Downpipe	33

Handrail Schedule
Twin Rail Horizontal Handrails - as shown on floor plan

[illegible]

Kitchen Diner - 45.0 x 19.5m

ATCO Structures & Logistics Pty Ltd

DATE	31.05.12		
SCALE			
DRAWN	RA		
CHECKED	TK		
PROJECT No.			
DESIGN WIND LOAD Reg. C Cat. 2	NCC BUILDING CLASS 6		
TITLE			
Sales Schedules			
DRAWING NUMBER KD-400-H-C2 -07	REVISION A		SHEET SIZE A1





- Drawing List		
Sheet Number	Sheet Name	Current Revision
00	Title Page	
01	Floor Plan	
02	Elevations	
06	Sales Schedules	

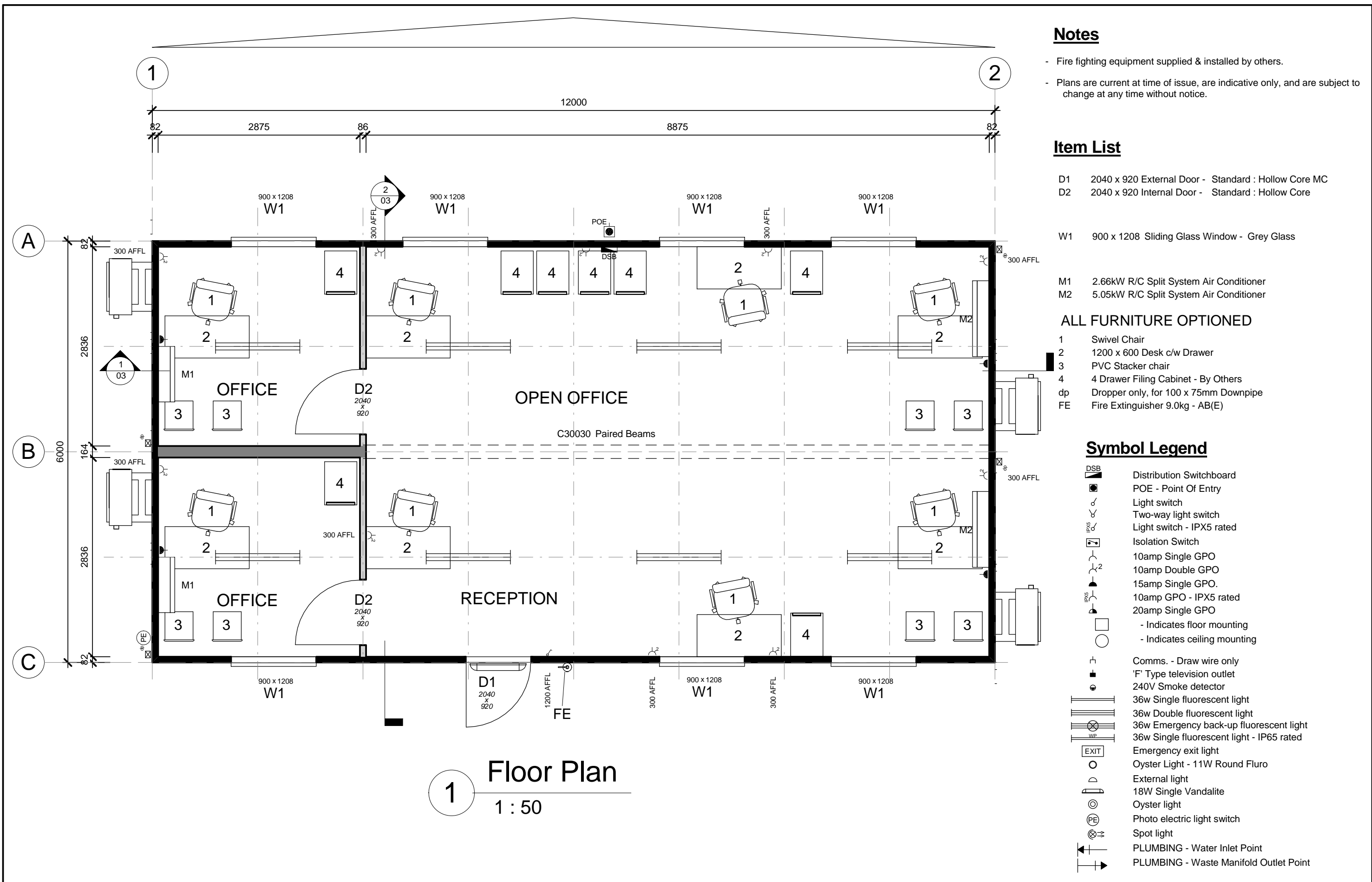
120842G  
 Adani Mining Pty. Ltd.  
 Carmichael  
 QLD

12.0 x 6.0m Office



ATCO STRUCTURES & LOGISTICS PTY. LTD.  
 149-151 MAGNESIUM DRIVE, CRESTMEAD, QLD 4132  
 P.O. BOX 1171, BROWNS PLAINS BC, QLD 4118  
 E-mail: [atcosales@atcost.com.au](mailto:atcosales@atcost.com.au)

PHONE: (07) 3412 8600  
 FAX: (07) 3803 0175  
 ABN: 71 083 902 309



1 Floor Plan  
1 : 50

Notes

- Fire fighting equipment supplied & installed by others.
- Plans are current at time of issue, are indicative only, and are subject to change at any time without notice.

Item List

- D1 2040 x 920 External Door - Standard : Hollow Core MC  
D2 2040 x 920 Internal Door - Standard : Hollow Core

- W1 900 x 1208 Sliding Glass Window - Grey Glass


- M1 2.66kW R/C Split System Air Conditioner  
M2 5.05kW R/C Split System Air Conditioner

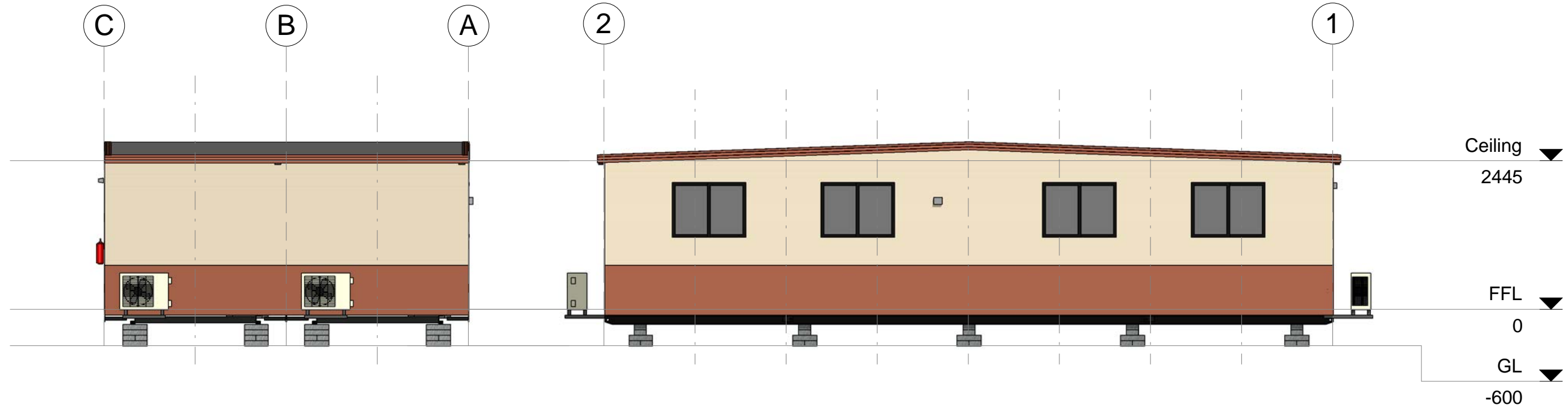
ALL FURNITURE OPTIONED

- 1 Swivel Chair  
2 1200 x 600 Desk c/w Drawer  
3 PVC Stacker chair  
4 4 Drawer Filing Cabinet - By Others  
dp Dropper only, for 100 x 75mm Downpipe  
FE Fire Extinguisher 9.0kg - AB(E)

Symbol Legend

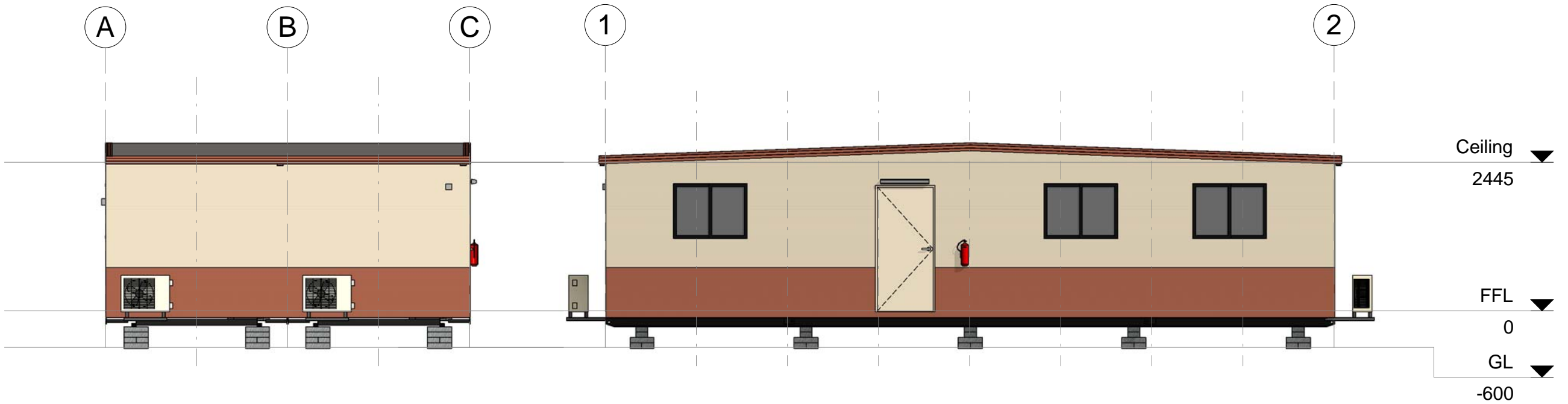
- DSB Distribution Switchboard  
POE - Point Of Entry  
Light switch  
Two-way light switch  
Light switch - IPX5 rated  
Isolation Switch  
10amp Single GPO  
10amp Double GPO  
15amp Single GPO.  
10amp GPO - IPX5 rated  
20amp Single GPO  
- Indicates floor mounting  
- Indicates ceiling mounting  
Comms. - Draw wire only  
'F' Type television outlet  
240V Smoke detector  
36w Single fluorescent light  
36w Double fluorescent light  
36w Emergency back-up fluorescent light  
36w Single fluorescent light - IP65 rated  
Emergency exit light  
Oyster Light - 11W Round Fluro  
External light  
18W Single Vandalite  
Oyster light  
Photo electric light switch  
Spot light  
PLUMBING - Water Inlet Point  
PLUMBING - Waste Manifold Outlet Point

Rev	Description	Date	By	THIS DRAWING REMAINS THE PROPERTY OF ATCO STRUCTURES PTY. LTD. IT MAY NOT BE REPRODUCED OR COPIED WHOLE OR IN PART WITHOUT WRITTEN AUTHORITY	QUALITY CERTIFIED TO AS/NZS ISO 9001:2008 BY SCI-QUAL INTERNATIONAL REGN No. 531	PROJECT No.	DATE	21.08.12	<div></div> <div>ATCO STRUCTURES &amp; LOGISTICS PTY. LTD. 149-151 MAGNESIUM DRIVE, CRESTMEAD, QLD 4132 P.O. BOX 1171, BROWNS PLAINS BC, QLD 4118 E-mail: atcosales@atcosl.com.au</div> <div>PHONE: (07) 3412 8600 FAX: (07) 3803 0175 ABN: 71 083 902 309</div>	TITLE	DESIGN WIND LOAD	
							12.0 x 6.0m Office Adani Mining Pty. Ltd. Carmichael QLD	SCALE		1 : 50	Floor Plan	C2
								DRAWN		RA	DRAWING NUMBER  120842G -01	NCC BUILDING CLASS
								CHECKED		TK		5
												REVISION
											A3	



**Elevation C**  
1 : 75

**Elevation A**  
1 : 75



**Elevation D**  
1 : 75

**Elevation B**  
1 : 75

Rev	Description	Date	By	<p>THIS DRAWING REMAINS THE PROPERTY OF ATCO STRUCTURES PTY. LTD. IT MAY NOT BE REPRODUCED OR COPIED WHOLE OR IN PART WITHOUT WRITTEN AUTHORITY</p> <p>QUALITY CERTIFIED TO AS/NZS ISO 9001:2008 BY SCI-QUAL INTERNATIONAL REGN No. 531</p> <p>PROJECT No. 12.0 x 6.0m Office Adani Mining Pty. Ltd. Carmichael QLD</p>			<p><b>ATCO Structures &amp; Logistics</b></p> <p>ATCO STRUCTURES &amp; LOGISTICS PTY. LTD. 149-151 MAGNESIUM DRIVE, CRESTMEAD, QLD 4132 P.O. BOX 1171, BROWNS PLAINS BC, QLD 4118 E-mail: atcosales@atcosl.com.au</p> <p>PHONE: (07) 3412 8600 FAX: (07) 3803 0175 ABN: 71 083 902 309</p>			<p>TITLE Elevations</p> <p>DRAWING NUMBER 120842G -02</p>		DESIGN WIND LOAD	
												C2	
												NCC BUILDING CLASS	
												5	
												REVISION	SHEET SIZE
													A3



Manufacturing Structural Members		
Description	Member Size	Back to Back
Skid Beams c/w Retractable Lifters	150PFC	2000
Paired Beams	C30030	

- Floor Structure Schedule	
Floor Structure	Comments
Floor	
600mm Floor Joist Centres	
Covering - 1.5mm Polyflor XL Vinyl	
Flooring - 17mm F11 T&G Plywood	
Insulation - Under Floor - 15mm Foilboard	
Joists - LC7512 Galvaspan	

- Wall Schedule	
Wall Structure	Comments
External Wall	
611mm Stud Centres	
Cladding External - Colorbond Maxirib - "Headland"	Lower first sheet
Cladding External - Colorbond Maxirib - "Paperbark"	Upper Sheets
Framing - 75 x 1.0mm Hi-Ten Truecore	
Framing - 75x1.0mm Hi-Ten Steel	
Insulation - R2.9 Batts - 75mm	
Lining - Internal - 3.6mm Polyester Coated Plywood	
Thermal Break between Framing and Cladding	
Ply Internal Wall	
611mm Stud Centres	
Framing - 75 x 1.0mm Hi-Ten Truecore	
Lining - Internal - 3.6mm Polyester Coated Plywood	

Sales Roof Structure Schedule	
Roof Structure	Comments
2° End to End Roof	
C2 - SDEK/PLY LC7512 - 611 - (3.0 & 3.5)	
611mm Ceiling Joist Centres	
Ceiling Joist - LC7512 Galvaspan	
Insulation - R2.3 Foil Backed Blanket - 95mm	
Lining - Internal - 3.6mm Polyester Coated Plywood	
Purlins - C7510 / LC7512 Galvaspan	
Roof - 0.42mm BMT Superdek Roofing	

Sales Door Schedule												
No.	Panel	Height	Width	Handle Type	Hardware Set	Closer	Panic Bar	C/B Jamb	Timber Jamb	Security	Quantity	Comments
D1	Standard : Hollow Core MC	2040	920	Lever	Entrance	Yes	No	Yes	No		1	E/E Seals
D2	Standard : Hollow Core	2040	920	Lever	Entrance	No	No	Yes	No		2	

Sales Window Schedule							
No.	Type	Glazing	Height	Width	Sill Height	Quantity	Comments
W1	Sliding XO	Grey Glass	900	1208	1200	7	c/w Curtains

OPTION

* Plumbing Fixtures			
No.	Description	Quantity	Comments
dp	Dropper only, for 100 x 75mm Downpipe	4	

Wall Height
2445

Sales Mechanical Equipment			
No.	Supplier	Description	Quantity
M1	TECO	2.66kW R/C Split System Air Conditioner	2
M2	TECO	5.05kW R/C Split System Air Conditioner	2

- Electrical Fixtures	
Description	Quantity
1x15amp GPO AC	4
2x10amp GPO	10
Photo Electric Cell	1
Switchboard	1

Lighting Fixtures	
Quantity	
2x36W Fluro - Bare	8
Single Vandalite - Wall Mounted	1
Switch - Std	1

- Fire Services Schedule		
No.	Description	Quantity
FE	9.0Kg Fire Extinguisher - AB(E)	1

ALL FURNITURE OPTIONED

- Furniture			
No.	Description	Quantity	Comments
1	Swivel Chair	8	
2	1200 x 600 Desk c/w Drawer	8	
3	PVC Stacker chair	8	
4	4 Drawer Filing Cabinet - By Others	8	

Rev	Description	Date	By

THIS DRAWING  
REMAINS THE  
PROPERTY OF  
ATCO STRUCTURES  
PTY. LTD. IT MAY NOT  
BE REPRODUCED OR  
COPIED WHOLE OR IN  
PART WITHOUT  
WRITTEN AUTHORITY

QUALITY  
CERTIFIED TO  
AS/NZS ISO  
9001:2008  
BY  
SCI-QUAL  
INTERNATIONAL  
REGN No. 531

PROJECT No.  
  
12.0 x 6.0m Office  
Adani Mining Pty. Ltd.  
Carmichael  
QLD

DATE	21.08.12
SCALE	
DRAWN	RA
CHECKED	TK

**ATCO Structures & Logistics**

ATCO STRUCTURES & LOGISTICS PTY. LTD.  
149-151 MAGNESIUM DRIVE, CRESTMEAD, QLD 4132  
P.O. BOX 1171, BROWNS PLAINS BC, QLD 4118  
E-mail: atcosales@atcosl.com.au

PHONE: (07) 3412 8600  
FAX: (07) 3803 0175  
ABN: 71 083 902 309

TITLE  
Sales Schedules  
  
DRAWING NUMBER  
120842G -06

DESIGN WIND LOAD	C2
NCC BUILDING CLASS	5
REVISION	SHEET SIZE
	A3



View indicative only

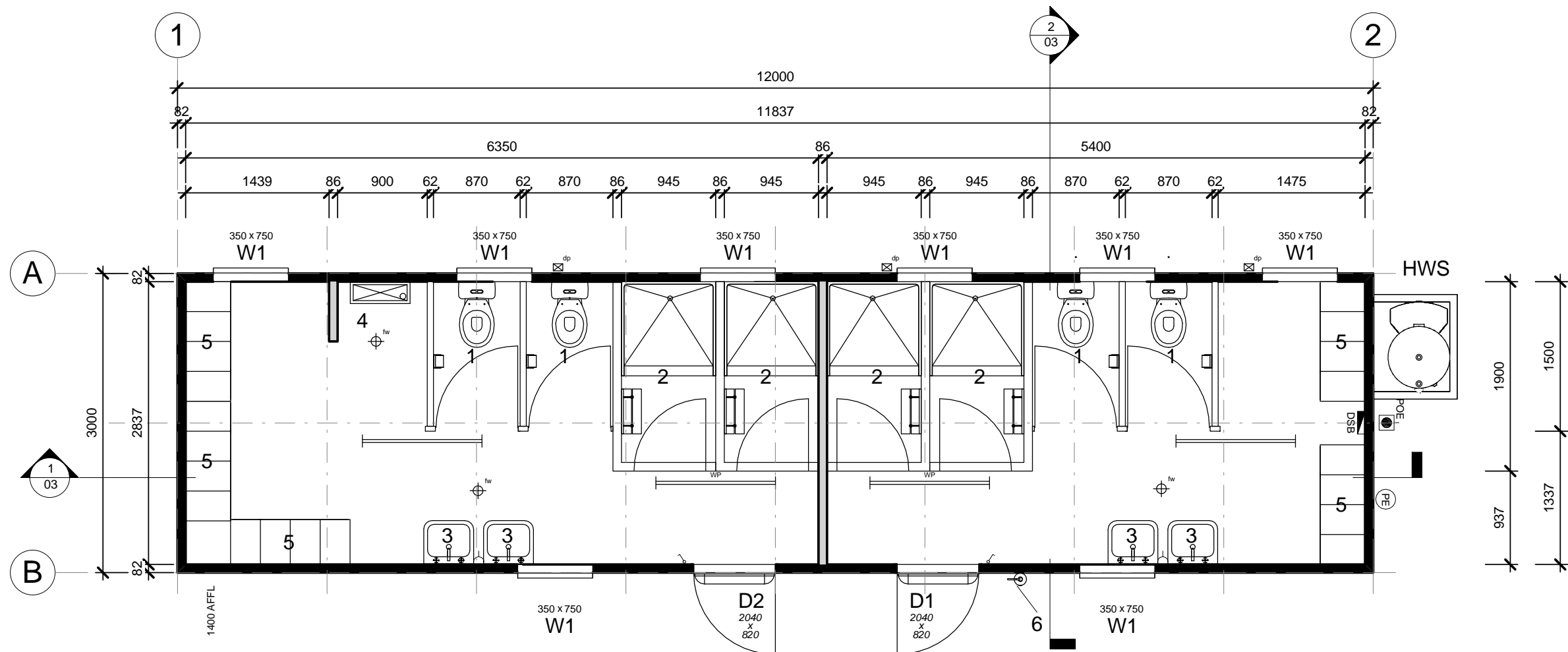
- Drawing List		
Sheet Number	Sheet Name	Current Revision
00	Title Page	
01	Floor Plan	
02	Elevations	
05	Sales Schedules	

120842H  
 Adani Mining Pty. Ltd.  
 Carmichael Project  
 QLD  
 12.0 x 3.0m Ablution Block



ATCO STRUCTURES & LOGISTICS PTY. LTD.  
 149-151 MAGNESIUM DRIVE, CRESTMEAD, QLD 4132  
 P.O. BOX 1171, BROWNS PLAINS BC, QLD 4118  
 E-mail: [atcosales@atcost.com.au](mailto:atcosales@atcost.com.au)

PHONE: (07) 3412 8600  
 FAX: (07) 3803 0175  
 ABN: 71 083 902 309



## Notes

- Fire fighting equipment supplied & installed by others.
- Plans are current at time of issue, are indicative only, and are subject to change at any time without notice.

## Item List


D1	2040 x 820 External Door - Standard : Hollow Core MC
D2	2040 x 820 External Door - Standard : Hollow Core MC
W1	350 x 750 Sliding Glass Window - Obscure Glass

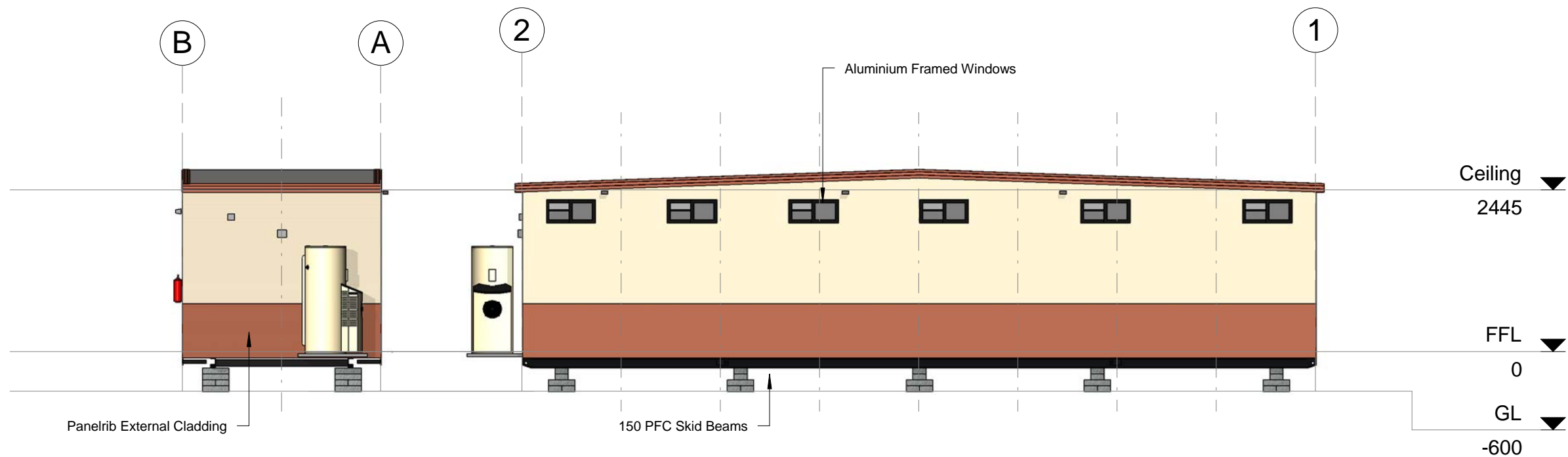
1	WC Cubicle c/w toilet roll holder
2	Shower enclosure c/w bench seat & coat hooks
3	S/S Handbasin c/w mirror over
4	600mm Wall mounted S/S urinal
5	Locker - 4 Bank 300 Wide - 1 Tier
6	9.0Kg Fire Extinguisher - AB(E)
dp	Dropper only, for 100 x 75mm Downpipe
fw	Floor Waste
HWS	Rheem Heat Pump 325 Litre/6kW -MPi - mounted externally

OPTIONAL

## Symbol Legend

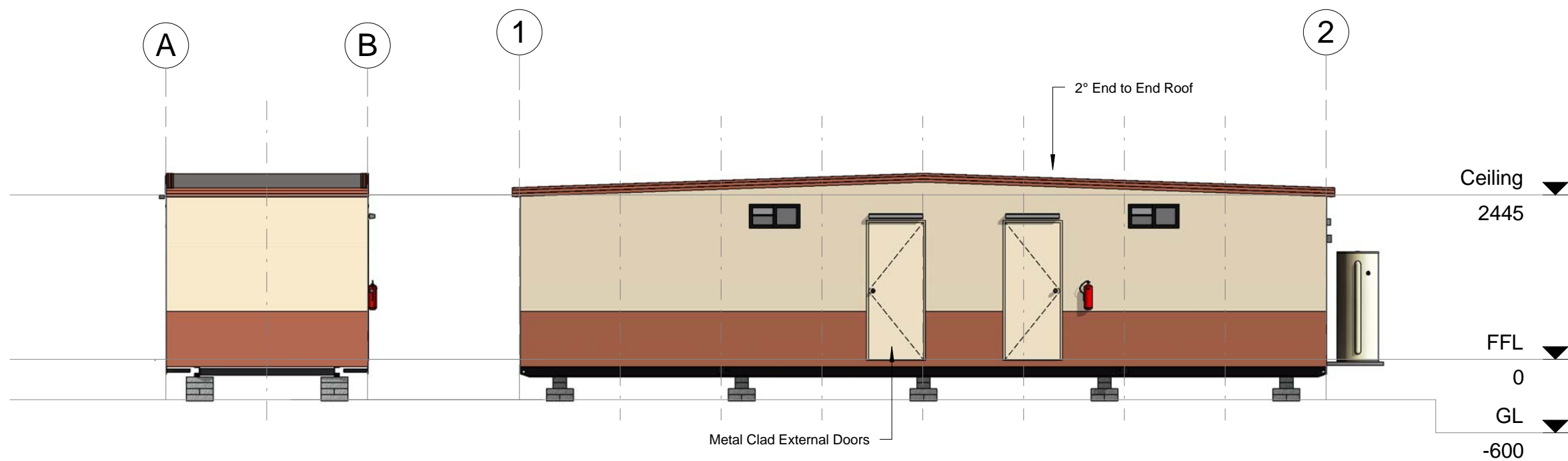
	Distribution Switchboard		Comms. - Draw wire only
	POE - Point Of Entry		'F' Type television outlet
	Light switch		240V Smoke detector
	Two-way light switch		36w Single fluorescent light
	Light switch - IPX5 rated		36w Double fluorescent light
	Isolation Switch		36w Emergency back-up fluorescent light
	10amp Single GPO		36w Single fluorescent light - IP65 rated
	10amp Double GPO		Emergency exit light
	15amp Single GPO.		Oyster Light - 11W Round Fluro
	10amp GPO - IPX5 rated		External light
	20amp Single GPO		18W Single Vandalite
	- Indicates floor mounting		Oyster light
	- Indicates ceiling mounting		Photo electric light switch
			Spot light
			PLUMBING - Water Inlet Point
			PLUMBING - Waste Manifold Outlet Point

Rev	Description	Date	By	THIS DRAWING REMAINS THE PROPERTY OF ATCO STRUCTURES PTY. LTD. IT MAY NOT BE REPRODUCED OR COPIED WHOLE OR IN PART WITHOUT WRITTEN AUTHORITY	QUALITY CERTIFIED TO AS/NZS ISO 9001:2008 BY SCI-QUAL INTERNATIONAL REGN No. 531	PROJECT No.	DATE	21.08.12	  ATCO STRUCTURES & LOGISTICS PTY. LTD. 149-151 MAGNESIUM DRIVE, CRESTMEAD, QLD 4132 P.O. BOX 1171, BROWNS PLAINS BC, QLD 4118 E-mail: atcosales@atcosl.com.au  PHONE: (07) 3412 8600 FAX: (07) 3803 0175 ABN: 71 083 902 309	TITLE	DESIGN WIND LOAD
						12.0 x 3.0m Ablution Block	SCALE	1 : 50		Floor Plan	C2
						Adani Mining Pty. Ltd.	DRAWN	RA			NCC BUILDING CLASS
						Carmichael Project	CHECKED	TK		DRAWING NUMBER	10a
						QLD				120842H -01	REVISION
											A3




2 Elevation C  
1 : 75

A Elevation A  
1 : 75



1 Elevation D  
1 : 75

B Elevation B  
1 : 75

Rev	Description	Date	By	THIS DRAWING REMAINS THE PROPERTY OF ATCO STRUCTURES PTY. LTD. IT MAY NOT BE REPRODUCED OR COPIED WHOLE OR IN PART WITHOUT WRITTEN AUTHORITY	QUALITY CERTIFIED TO AS/NZS ISO 9001:2008 BY SCI-QUAL INTERNATIONAL REGN No. 531	PROJECT No.	DATE	21.08.12	  ATCO STRUCTURES & LOGISTICS PTY. LTD. 149-151 MAGNESIUM DRIVE, CRESTMEAD, QLD 4132 P.O. BOX 1171, BROWNS PLAINS BC, QLD 4118 E-mail: atcosales@atcosl.com.au  PHONE: (07) 3412 8600 FAX: (07) 3803 0175 ABN: 71 083 902 309	TITLE	DESIGN WIND LOAD
						12.0 x 3.0m Ablution Block	SCALE	1 : 75		Elevations	C2
						Adani Mining Pty. Ltd.	DRAWN	RA		DRAWING NUMBER	NCC BUILDING CLASS
						Carmichael Project	CHECKED	TK		120842H -02	10a
						QLD					REVISION
											A3



Manufacturing Structural Members		
Description	Member Size	Back to Back
Skid Beams c/w Retractable Lifters	150PFC	2000

- Floor Structure Schedule	
Floor Structure	Comments
Floor 600mm Floor Joist Centres	
Covering - 1.5mm Polyflor XL Vinyl	100mm Cove throughout
Flooring - 17mm F11 T&G Plywood	
Joists - LC7512 Galvaspan	

- Wall Schedule	
Wall Structure	Comments
External Wall 611mm Stud Centres	
Cladding External - Colorbond Maxirib - "Headland"	Lower first sheet
Cladding External - Colorbond Maxirib - "Paperbark"	Upper Sheets
Framing - 75 x 1.0mm Hi-Ten Truecore	
Lining - Internal - 3.6mm Polyester Coated Plywood	
Ply Internal Wall 611mm Stud Centres	
Framing - 75 x 1.0mm Hi-Ten Truecore	
Lining - Internal - 3.6mm Polyester Coated Plywood	

Sales Roof Structure Schedule	
Roof Structure	Comments
2° End to End Roof C2 - SDEK/PLY LC7512 - 611 - (3.0 & 3.5) 611mm Ceiling Joist Centres	
Ceiling Joist - LC7512 Galvaspan	
Insulation - R2.3 Foil Backed Blanket - 95mm	
Lining - Internal - 3.6mm Polyester Coated Plywood	
Purlins - C7510 / LC7512 Galvaspan	
Roof - 0.42mm BMT Superdek Roofing	

Sales Door Schedule												
No.	Panel	Height	Width	Handle Type	Hardware Set	Closer	Panic Bar	C/B Jamb	Timber Jamb	Security	Quantity	Comments
D1	Standard : Hollow Core MC	2040	820	Standard	Entrance	No	No	Yes	No		1	
D2	Standard : Hollow Core MC	2040	820	Standard	Entrance	No	No	Yes	No		1	

Sales Window Schedule							
No.	Type	Glazing	Height	Width	Sill Height	Quantity	Comments
W1	PVO	Obscure Glass	350	750	1960	8	

* Plumbing Fixtures			
No.	Description	Quantity	Comments
1	WC Cubicle c/w toilet roll holder	4	
2	Shower enclosure c/w bench seat & coat hooks	4	
3	S/S Handbasin c/w mirror over	4	
4	600mm Wall mounted S/S urinal	1	
dp	Dropper only, for 100 x 75mm Downpipe	3	
fw	Floor Waste	3	
HWS	Rheem Heat Pump 325 Litre/6kW -MPi - mounted externally	1	

- Electrical Fixtures	
Description	Quantity
1x10amp GPO	2
Photo Electric Cell	1
Switchboard	1

- Furniture			
No.	Description	Quantity	Comments
5	Locker - 4 Bank 300 Wide - 1 Tier	5	

Lighting Fixtures		Quantity
1x36W Fluro - Bare		2
1x36W Fluro - IP65		2
Single Vandalite - Wall Mounted		2
Switch - Std		2

- Fire Services Schedule		
No.	Description	Quantity
6	9.0Kg Fire Extinguisher - AB(E)	1

Rainwater Goods	
Description	Quantity
Dropper only, for 100 x 75mm Downpipe	3

↑  
OPTIONAL

Wall Height
2445

Rev	Description	Date	By

THIS DRAWING  
REMAINS THE  
PROPERTY OF  
ATCO STRUCTURES  
PTY. LTD. IT MAY NOT  
BE REPRODUCED OR  
COPIED WHOLE OR IN  
PART WITHOUT  
WRITTEN AUTHORITY

QUALITY  
CERTIFIED TO  
AS/NZS ISO  
9001:2008  
BY  
SCI-QUAL  
INTERNATIONAL  
REGN No. 531

PROJECT No.

12.0 x 3.0m Ablution Block  
Adani Mining Pty. Ltd.  
Carmichael Project  
QLD

DATE	21.08.12
SCALE	
DRAWN	RA
CHECKED	TK

**ATCO Structures & Logistics**

ATCO STRUCTURES & LOGISTICS PTY. LTD.  
149-151 MAGNESIUM DRIVE, CRESTMEAD, QLD 4132  
P.O. BOX 1171, BROWNS PLAINS BC, QLD 4118  
E-mail: atcosales@atcosl.com.au  
PHONE: (07) 3412 8600  
FAX: (07) 3803 0175  
ABN: 71 083 902 309

TITLE

Sales Schedules

DRAWING NUMBER

120842H -05

DESIGN WIND LOAD	C2
NCC BUILDING CLASS	10a
REVISION	SHEET SIZE
	A3

22/08/2012 1:28:53 PM



View indicative only

- Drawing List		
Sheet Number	Sheet Name	Current Revision
00	Title Page	
01	Floor Plan	
02	Elevations	
06	Sales Schedules	

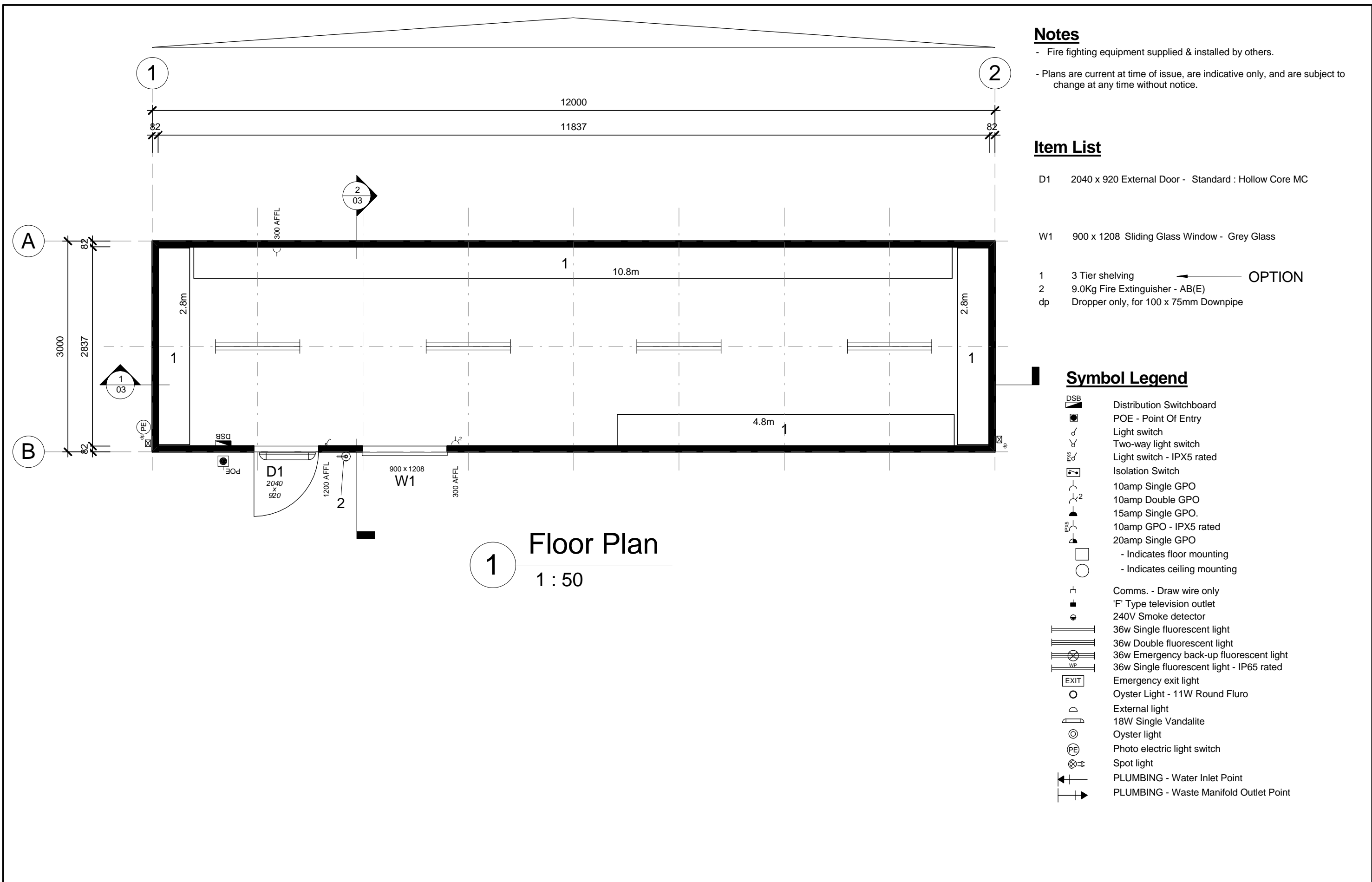
120842J  
Adani Mining Pty. Ltd.  
Carmichael Project  
QLD

12.0 x 3.0m Linen Store



ATCO STRUCTURES & LOGISTICS PTY. LTD.  
149-151 MAGNESIUM DRIVE, CRESTMEAD, QLD 4132  
P.O. BOX 1171, BROWNS PLAINS BC, QLD 4118  
E-mail: [atcosales@atcost.com.au](mailto:atcosales@atcost.com.au)

PHONE: (07) 3412 8600  
FAX: (07) 3803 0175  
ABN: 71 083 902 309



Notes


- Fire fighting equipment supplied & installed by others.
- Plans are current at time of issue, are indicative only, and are subject to change at any time without notice.

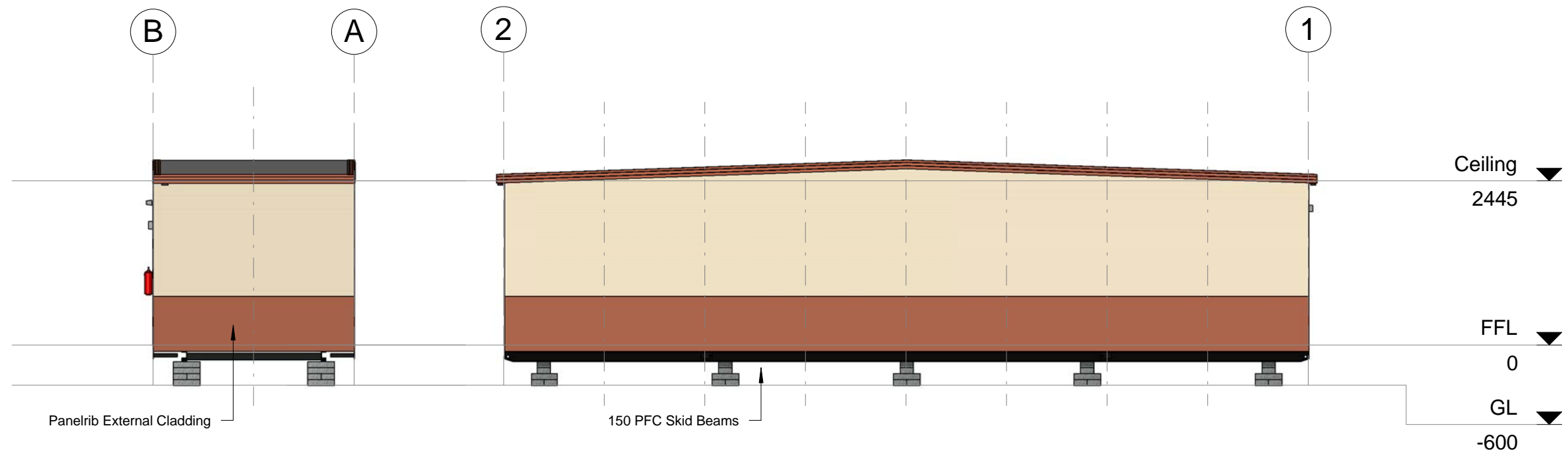
Item List

- D1    2040 x 920 External Door - Standard : Hollow Core MC
- W1    900 x 1208 Sliding Glass Window - Grey Glass
- 1    3 Tier shelving    ← OPTION
- 2    9.0Kg Fire Extinguisher - AB(E)
- dp    Dropper only, for 100 x 75mm Downpipe

Symbol Legend

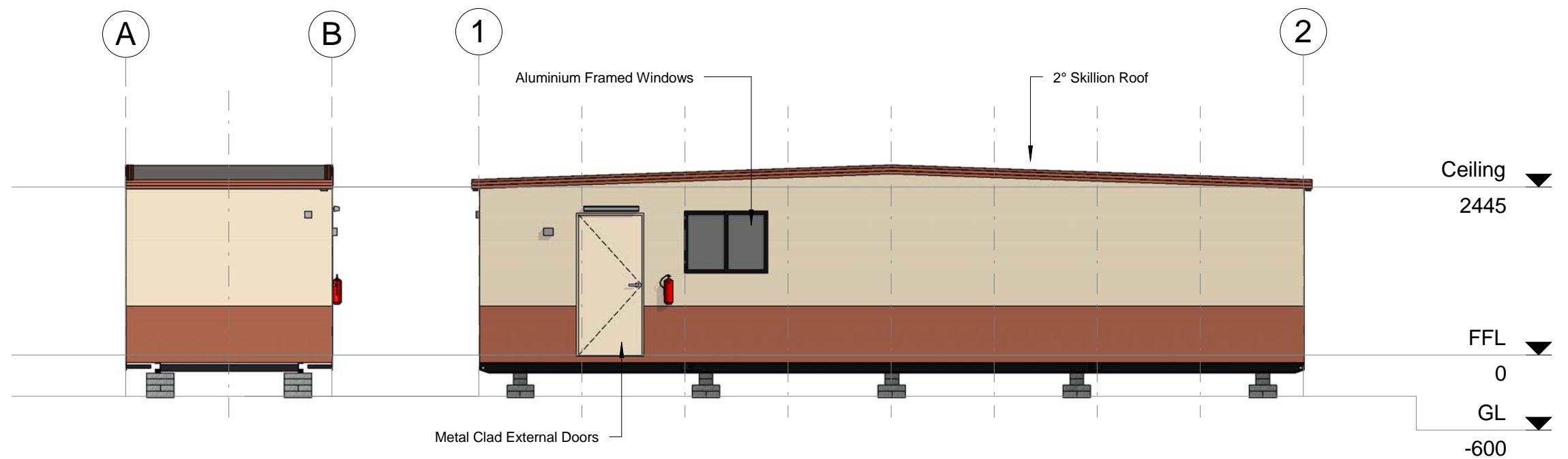
- DSB    Distribution Switchboard
- POE    POE - Point Of Entry
- Light switch
- Two-way light switch
- Light switch - IPX5 rated
- Isolation Switch
- 10amp Single GPO
- 10amp Double GPO
- 15amp Single GPO.
- 10amp GPO - IPX5 rated
- 20amp Single GPO
- Indicates floor mounting
- Indicates ceiling mounting
- Comms. - Draw wire only
- 'F' Type television outlet
- 240V Smoke detector
- 36w Single fluorescent light
- 36w Double fluorescent light
- 36w Emergency back-up fluorescent light
- 36w Single fluorescent light - IP65 rated
- Emergency exit light
- Oyster Light - 11W Round Fluro
- External light
- 18W Single Vandalite
- Oyster light
- Photo electric light switch
- Spot light
- PLUMBING - Water Inlet Point
- PLUMBING - Waste Manifold Outlet Point

Rev	Description	Date	By	THIS DRAWING REMAINS THE PROPERTY OF ATCO STRUCTURES PTY. LTD. IT MAY NOT BE REPRODUCED OR COPIED WHOLE OR IN PART WITHOUT WRITTEN AUTHORITY	QUALITY CERTIFIED TO AS/NZS ISO 9001:2008 BY SCI-QUAL INTERNATIONAL REGN No. 531	PROJECT No.	DATE	20.08.12	<div></div> <div>ATCO STRUCTURES &amp; LOGISTICS PTY. LTD. 149-151 MAGNESIUM DRIVE, CRESTMEAD, QLD 4132 P.O. BOX 1171, BROWNS PLAINS BC, QLD 4118 E-mail: atcosales@atcosl.com.au</div> <div>PHONE: (07) 3412 8600 FAX: (07) 3803 0175 ABN: 71 083 902 309</div>	TITLE	DESIGN WIND LOAD	
							12.0 x 3.0m Linen Store Adani Mining Pty. Ltd. Carmichael Project QLD	SCALE		1 : 50	Floor Plan	C2
								DRAWN		RA	DRAWING NUMBER	NCC BUILDING CLASS
								CHECKED		TK	120842J -01	10a
												REVISION
											A3	




**Elevation C**  
1 : 75

**Elevation A**  
1 : 75



**Elevation D**  
1 : 75

**Elevation B**  
1 : 75

Rev	Description	Date	By	THIS DRAWING REMAINS THE PROPERTY OF ATCO STRUCTURES PTY. LTD. IT MAY NOT BE REPRODUCED OR COPIED WHOLE OR IN PART WITHOUT WRITTEN AUTHORITY	QUALITY CERTIFIED TO AS/NZS ISO 9001:2008 BY SCI-QUAL INTERNATIONAL REGN No. 531	PROJECT No.	DATE	20.08.12	  ATCO STRUCTURES & LOGISTICS PTY. LTD. 149-151 MAGNESIUM DRIVE, CRESTMEAD, QLD 4132 P.O. BOX 1171, BROWNS PLAINS BC, QLD 4118 E-mail: atcosales@atcosl.com.au  PHONE: (07) 3412 8600 FAX: (07) 3803 0175 ABN: 71 083 902 309	TITLE	DESIGN WIND LOAD
						12.0 x 3.0m Linen Store	SCALE	1 : 75		Elevations	C2
						Adani Mining Pty. Ltd.	DRAWN	RA		DRAWING NUMBER	NCC BUILDING CLASS
						Carmichael Project	CHECKED	TK			10a
						QLD					REVISION
								120842J -02	A3		



Manufacturing Structural Members		
Description	Member Size	Back to Back
Skid Beams c/w Retractable Lifters	150PFC	2000

- Floor Structure Schedule	
Floor Structure	Comments
Floor 600mm Floor Joist Centres	
Covering - 1.5mm Polyflor XL Vinyl	100mm Cove throughout
Flooring - 17mm F11 T&G Plywood	
Joists - LC7512 Galvaspan	

- Wall Schedule	
Wall Structure	Comments
External Wall 611mm Stud Centres	
Cladding External - Colorbond Maxirib - "Headland"	Lower first sheet
Cladding External - Colorbond Maxirib - "Paperbark"	Upper Sheets
Framing - 75 x 1.0mm Hi-Ten Truecore	
Lining - Internal - 3.6mm Polyester Coated Plywood	

Sales Roof Structure Schedule	
Roof Structure	Comments
2° End to End Roof C2 - SDEK/PLY LC7512 - 611 - (3.0 & 3.5) 611mm Ceiling Joist Centres	
Ceiling Joist - LC7512 Galvaspan	
Insulation - R2.3 Foil Backed Blanket - 95mm	
Lining - Internal - 3.6mm Polyester Coated Plywood	
Purlins - C7510 / LC7512 Galvaspan	
Roof - 0.42mm BMT Superdek Roofing	

Sales Door Schedule												
No.	Panel	Height	Width	Handle Type	Hardware Set	Closer	Panic Bar	C/B Jamb	Timber Jamb	Security	Quantity	Comments
D1	Standard : Hollow Core MC	2040	920	Lever	Entrance	No	No	Yes	No		1	E/E Seals

Sales Window Schedule							
No.	Type	Glazing	Height	Width	Sill Height	Quantity	Comments
W1	Sliding XO	Grey Glass	900	1208	1200	1	c/w Curtains

OPTION

* Plumbing Fixtures			
No.	Description	Quantity	Comments
dp	Dropper only, for 100 x 75mm Downpipe	2	

- Electrical Fixtures	
Description	Quantity
1x10amp GPO	1
2x10amp GPO	1
Photo Electric Cell	1
Switchboard	1

Lighting Fixtures	Quantity
2x36W Fluro - Bare	4
Single Vandalite - Wall Mounted	1
Switch - Std	1

- Fire Services Schedule		
No.	Description	Quantity
2	9.0Kg Fire Extinguisher - AB(E)	1

- Furniture			
No.	Description	Quantity	Comments
1	3 Tier shelving	4	

OPTION

Wall Height

2445

Rev	Description	Date	By

THIS DRAWING  
REMAINS THE  
PROPERTY OF  
ATCO STRUCTURES  
PTY. LTD. IT MAY NOT  
BE REPRODUCED OR  
COPIED WHOLE OR IN  
PART WITHOUT  
WRITTEN AUTHORITY

QUALITY  
CERTIFIED TO  
AS/NZS ISO  
9001:2008  
BY  
SCI-QUAL  
INTERNATIONAL  
REGN No. 531

PROJECT No.

12.0 x 3.0m Linen Store  
Adani Mining Pty. Ltd.  
Carmichael Project  
QLD

DATE	20.08.12
SCALE	
DRAWN	RA
CHECKED	TK

**ATCO Structures & Logistics**

ATCO STRUCTURES & LOGISTICS PTY. LTD.  
149-151 MAGNESIUM DRIVE, CRESTMEAD, QLD 4132  
P.O. BOX 1171, BROWNS PLAINS BC, QLD 4118  
E-mail: atcosales@atcosl.com.au  
PHONE: (07) 3412 8600  
FAX: (07) 3803 0175  
ABN: 71 083 902 309

TITLE

Sales Schedules

DRAWING NUMBER

120842J -06

DESIGN WIND LOAD  
C2

NCC BUILDING CLASS  
10a

REVISION  
SHEET SIZE  
A3

22/08/2012 1:13:07 PM



- Drawing List		
Sheet Number	Sheet Name	Current Revision
00	Title Page	
01	Floor Plan	
02	Elevations	
06	Sales Schedules	

WGM-1212-H-C2  
 ATCO Structures & Logistics Pty. Ltd.  
 QLD

12.0 x 12.0m Gymnasium



ATCO STRUCTURES & LOGISTICS PTY. LTD.  
 149-151 MAGNESIUM DRIVE, CRESTMEAD, QLD 4132  
 P.O. BOX 1171, BROWNS PLAINS BC, QLD 4118  
 E-mail: [atcosales@atcost.com.au](mailto:atcosales@atcost.com.au)

PHONE: (07) 3412 8600  
 FAX: (07) 3803 0175  
 ABN: 71 083 902 309

Notes

- Fire fighting equipment supplied & installed by others.
- Plans are current at time of issue, are indicative only and are subject to change at any time without notice.

Item List

- D1    2040 x 1840 External Double Door - Standard : Hollow Core MC
- W1    900 x 1208 Sliding Glass Window - Grey Glass
- M1    5.0kW R/C Split System Air Conditioner - Inverter

- Plumbing - Water Inlet c/w Line Strainer
- 1    9.0Kg Fire Extinguisher - AB(E)
- 2    Water Cooler - Zip Freestanding EMBCF 60 - Mains Connected
- 3    1800 x 900 Mirror
- dp   Dropper only, for 100 x 75mm Downpipe

Symbol Legend

- DSB    Distribution Switchboard
- POE - Point Of Entry
- Light switch
- Two-way light switch
- Light switch - IPX5 rated
- Isolation Switch
- 10amp Single GPO
- 10amp Double GPO
- 15amp Single GPO.
- 10amp GPO - IPX5 rated
- 20amp Single GPO
- Indicates floor mounting
- Indicates ceiling mounting
- Comms. - Draw wire only
- 'F' Type television outlet
- 240V Smoke detector
- 36w Single fluorescent light
- 36w Double fluorescent light
- 36w Emergency back-up fluorescent light
- 36w Single fluorescent light - IP65 rated
- Emergency exit light
- Oyster Light - 11W Round Fluro
- External light
- 18W Single Vandalite
- Oyster light
- Photo electric light switch
- Spot light
- PLUMBING - Water Inlet Point
- PLUMBING - Waste Manifold Outlet Point

Equipment

- 4    Vision 9700 HRC Tread Mill    3
- 5    Olympic Bench Press Prone    1
- 6    Vision 6850 XT Cross Trainer    1
- 7    Smith Machine Linear    1
- 8    Adjustable Incline Bench 0-90°    2
- 9    Vision 3800 U/R Exercise Bike    3
- 10    Concept 2 Model D Rowing machine    1
- 11    Elite Sschwinn 780 Multistation    1
- 12    Abdominal Ladder    1
- 13    Heavy Bag & Speed Ball & Stand    1
- 14    1 to 25kg Dumbell Set & Rack    1

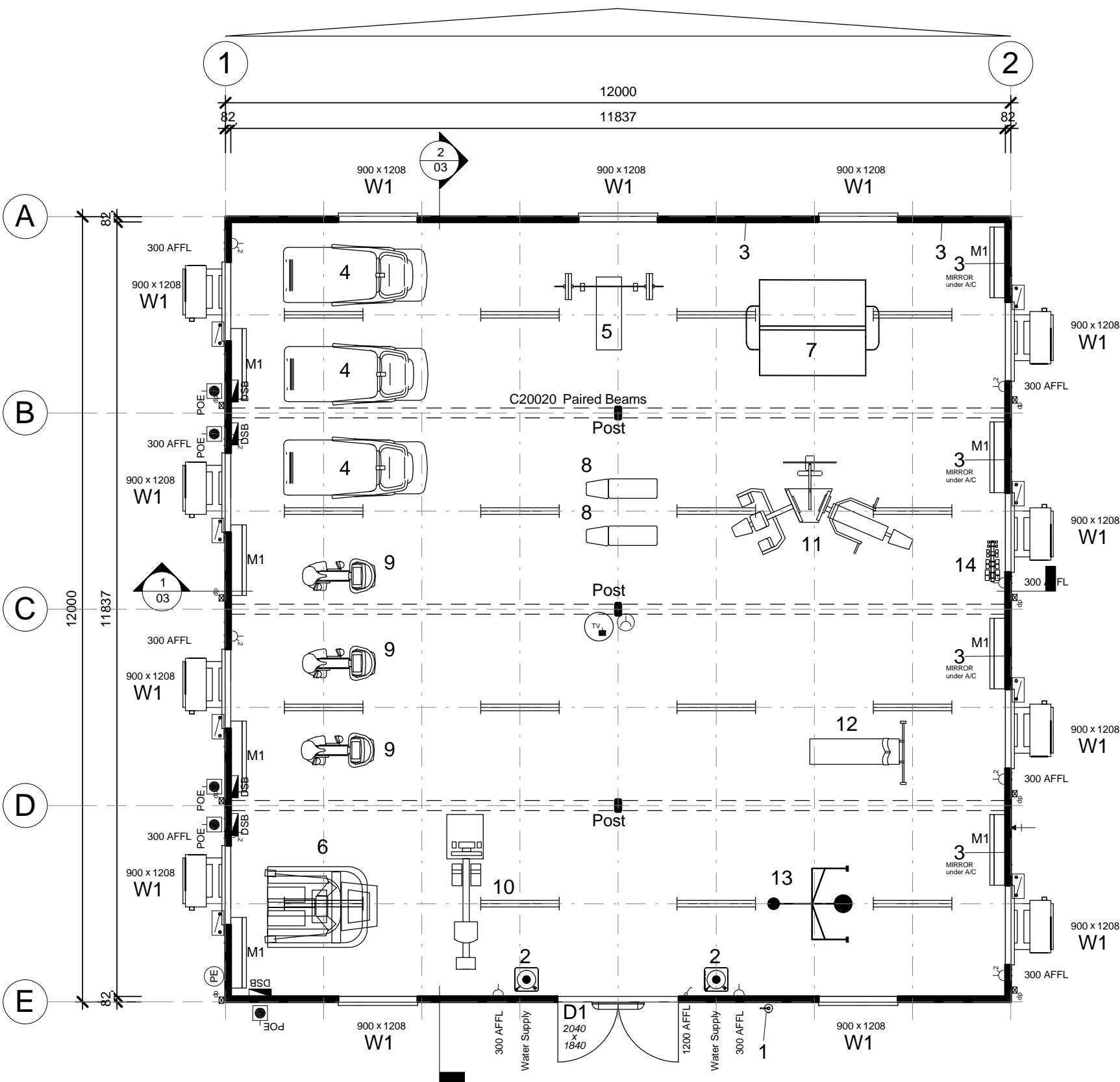
Items not shown, but included:

Olympic EZ Curl Bar & Weights

Olympic 7' Straight Bars & Collars

Leather Weight Lifting Belt

200kg of Olympic Weights & Weight Tree



Rev	Description	Date	By

THIS DRAWING  
REMAINS THE  
PROPERTY OF  
ATCO STRUCTURES  
PTY. LTD. IT MAY NOT  
BE REPRODUCED OR  
COPIED WHOLE OR IN  
PART WITHOUT  
WRITTEN AUTHORITY

QUALITY  
CERTIFIED TO  
AS/NZS ISO  
9001:2008  
BY  
SCI-QUAL  
INTERNATIONAL  
REGN No. 531

PROJECT No.  
**12.0 x 12.0m Gymnasium**  
**ATCO Structures & Logistics Pty. Ltd.**  
**QLD**

DATE	14.04.12
SCALE	1 : 75
DRAWN	RA
CHECKED	TK

**ATCO Structures & Logistics**

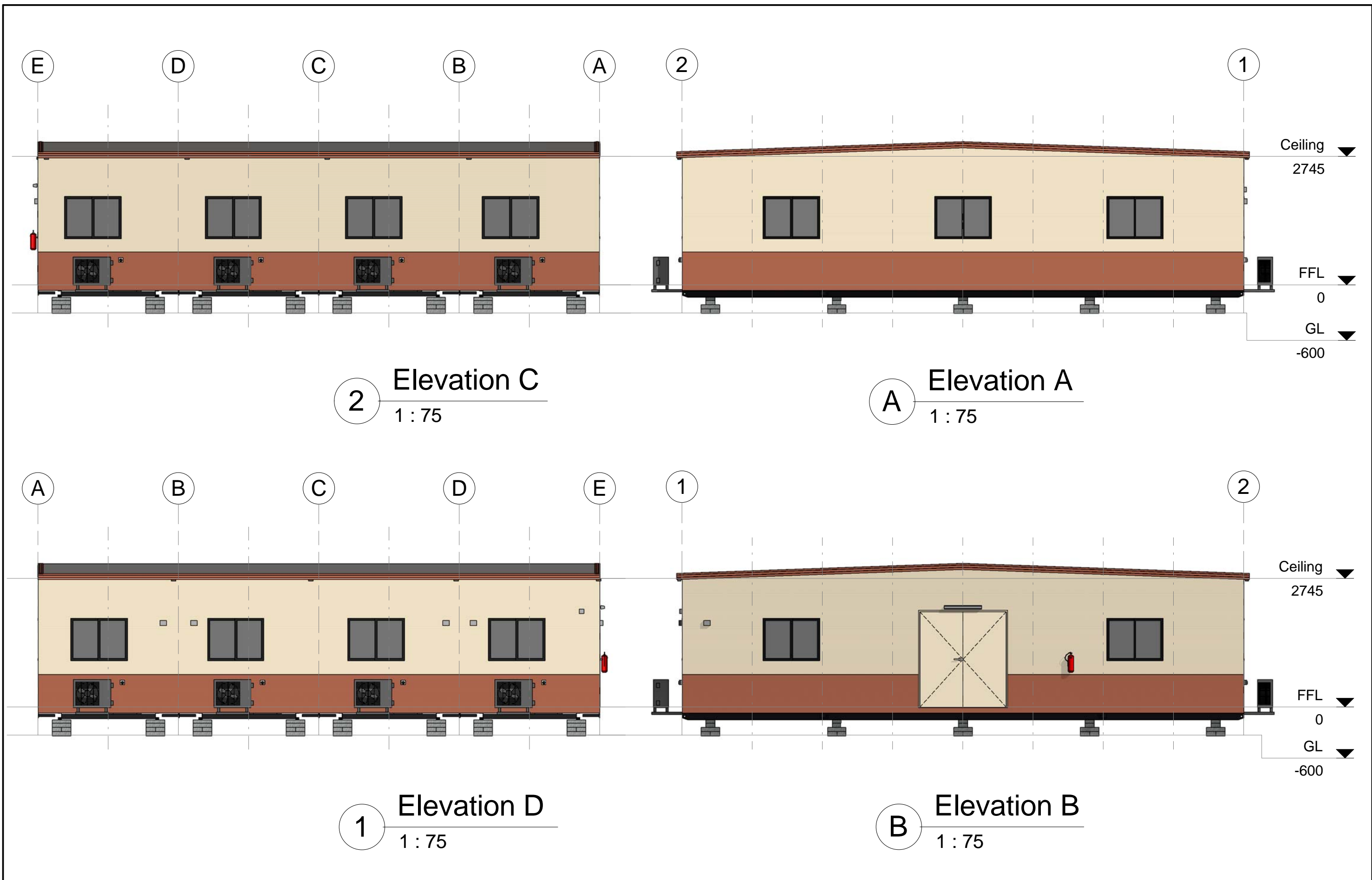
ATCO STRUCTURES & LOGISTICS PTY. LTD.  
149-151 MAGNESIUM DRIVE, CRESTMEAD, QLD 4132  
P.O. BOX 1171, BROWNS PLAINS BC, QLD 4118  
E-mail: atcosales@atcosl.com.au  
PHONE: (07) 3412 8600  
FAX: (07) 3803 0175  
ABN: 71 083 902 309


TITLE  
**Floor Plan**

DRAWING NUMBER  
**WGM-1212-H-C2 -01**

DESIGN WIND LOAD	C2
NCC BUILDING CLASS	9b
REVISION	SHEET SIZE
	A3

2/08/2012 2:08:26 PM



Rev	Description	Date	By	THIS DRAWING REMAINS THE PROPERTY OF ATCO STRUCTURES PTY. LTD. IT MAY NOT BE REPRODUCED OR COPIED WHOLE OR IN PART WITHOUT WRITTEN AUTHORITY	QUALITY CERTIFIED TO AS/NZS ISO 9001:2008 BY SCI-QUAL INTERNATIONAL REGN No. 531	PROJECT No.	DATE	14.04.12	<div></div> <div>ATCO STRUCTURES &amp; LOGISTICS PTY. LTD. 149-151 MAGNESIUM DRIVE, CRESTMEAD, QLD 4132 P.O. BOX 1171, BROWNS PLAINS BC, QLD 4118 E-mail: atcosales@atcosl.com.au</div> <div>PHONE: (07) 3412 8600 FAX: (07) 3803 0175 ABN: 71 083 902 309</div>	TITLE	DESIGN WIND LOAD	
							12.0 x 12.0m Gymnasium ATCO Structures & Logistics Pty. Ltd. QLD	SCALE		1 : 75	Elevations	C2
								DRAWN		RA	DRAWING NUMBER	NCC BUILDING CLASS
								CHECKED		TK	WGM-1212-H-C2 -02	9b
												REVISION
										A3		



Manufacturing Structural Members		
Description	Member Size	Back to Back
Skid Beams c/w Retractable Lifters	150PFC	2000
Paired Beams	C20020	

- Floor Structure Schedule	
Floor Structure	Comments
Floor 300mm Floor Joist Centres	
Covering - Planet Supreme Direct Stick Carpet	
Flooring - 17mm F11 T&G Plywood	Two Layers
Joists - LC7512 Galvaspan	

- Wall Schedule	
Wall Structure	Comments
External Wall 611mm Stud Centres	
Cladding External - Colorbond Maxirib - "Headland"	Lower first sheet
Cladding External - Colorbond Maxirib - "Paperbark"	Upper Sheets
Framing - 75 x 1.0mm Hi-Ten Truecore	
Framing - 75x1.0mm Hi-Ten Steel	
Insulation - R2.9 Batts - 75mm	
Lining - Internal - 3.6mm Polyester Coated Plywood	
Thermal Break between Framing and Cladding	

Wall Height
2745

Sales Roof Structure Schedule	
Roof Structure	Comments
2° End to End Roof C2 - SDEK/PLY LC7512 - 611 - (3.0 & 3.5) 611mm Ceiling Joist Centres	
Ceiling Joist - LC7512 Galvaspan	
Insulation - R2.3 Foil Backed Blanket - 95mm	
Lining - Internal - 3.6mm Polyester Coated Plywood	
Purlins - C7510 / LC7512 Galvaspan	
Roof - 0.42mm BMT Superdek Roofing	

Sales Door Schedule												
No.	Panel	Height	Width	Handle Type	Hardware Set	Closer	Panic Bar	C/B Jamb	Timber Jamb	Security	Quantity	Comments
D1	Standard : Hollow Core MC	2040	1840	Lever	Entrance	Yes	No	Yes	No		1	E/E Seals and Closer to each leaf.

Sales Window Schedule							
No.	Type	Glazing	Height	Width	Sill Height	Quantity	Comments
W1	Sliding XO	Grey Glass	900	1208	1000	13	c/w Curtains

* Plumbing Fixtures			
No.	Description	Quantity	Comments
	Plumbing - Water Inlet c/w Line Strainer	1	
2	Water Cooler - Zip Freestanding EMBCF 60 - Mains Connected	2	
dp	Dropper only, for 100 x 75mm Downpipe	8	

- Furniture			
No.	Description	Quantity	Comments
3	1800 x 900 Mirror	6	

Sales Mechanical Equipment			
No.	Supplier	Description	Quantity
M1	DAIKIN	5.0kW R/C Split System Air Conditioner - Inverter	8

- Electrical Fixtures	
Description	Quantity
1x10amp GPO - Ceiling Mounted	1
1x10amp GPO AC	2
2x10amp GPO	8
Isolation Switch - AC	8
Photo Electric Cell	1
Switchboard	5
TV - Ceiling Mtd	1


Lighting Fixtures	Quantity
2x36W Fluro - Bare	17
Single Vandalite - Wall Mounted	1
Switch - Std	1

- Fire Services Schedule		
No.	Description	Quantity
1	9.0Kg Fire Extinguisher - AB(E)	1

Equipment

4	Vision 9700 HRC Tread Mill	3
5	Olympic Bench Press Prone	1
6	Vision 6850 XT Cross Trainer	1
7	Smith Machine Linear	1
8	Adjustable Incline Bench 0-90°	2
9	Vision 3800 U/R Exercise Bike	3
10	Concept 2 Model D Rowing machine	1
11	Elite Sschwinn 780 Multistation	1
12	Abdominal Ladder	1
13	Heavy Bag & Speed Ball & Stand	1
14	1 to 25kg Dumbell Set & Rack	1

Items not shown, but included:  
Olympic EZ Curl Bar & Weights  
Olympic 7" Straight Bars & Collars  
Leather Weight Lifting Belt  
200kg of Olympic Weights & Weight Tree

Rev	Description	Date	By	THIS DRAWING REMAINS THE PROPERTY OF ATCO STRUCTURES PTY. LTD. IT MAY NOT BE REPRODUCED OR COPIED WHOLE OR IN PART WITHOUT WRITTEN AUTHORITY	QUALITY CERTIFIED TO AS/NZS ISO 9001:2008 BY SCI-QUAL INTERNATIONAL REGN No. 531	PROJECT No.	DATE	14.04.12	  ATCO STRUCTURES & LOGISTICS PTY. LTD. 149-151 MAGNESIUM DRIVE, CRESTMEAD, QLD 4132 P.O. BOX 1171, BROWNS PLAINS BC, QLD 4118 E-mail: atcosales@atcosl.com.au  PHONE: (07) 3412 8600 FAX: (07) 3803 0175 ABN: 71 083 902 309	TITLE	DESIGN WIND LOAD
						12.0 x 12.0m Gymnasium	SCALE			Sales Schedules	C2
						ATCO Structures & Logistics Pty. Ltd.	DRAWN	RA		DRAWING NUMBER	NCC BUILDING CLASS
						QLD	CHECKED	TK		WGM-1212-H-C2 -06	9b
											REVISION
											A3



- Drawing List		
Sheet Number	Sheet Name	Current Revision
00	Title Page	
01	Floor Plan	
02	Elevations	
06	Sales Schedules	

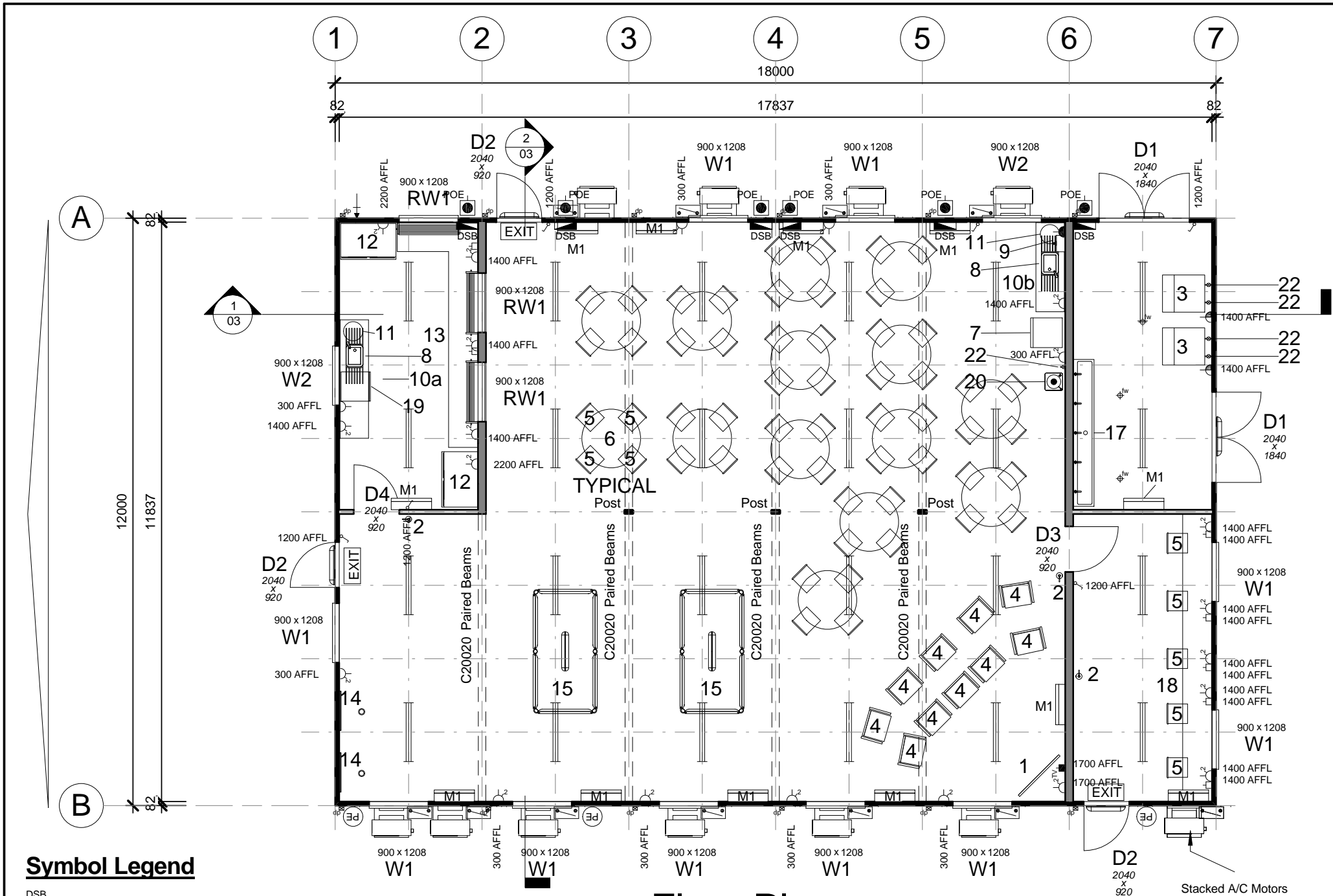
WRC-1812-H-C2  
 ATCO Structures & Logistics Pty. Ltd.  
 QLD

18.0 x 12.0m Recreation Centre



ATCO STRUCTURES & LOGISTICS PTY. LTD.  
 149-151 MAGNESIUM DRIVE, CRESTMEAD, QLD 4132  
 P.O. BOX 1171, BROWNS PLAINS BC, QLD 4118  
 E-mail: [atcosales@atcost.com.au](mailto:atcosales@atcost.com.au)

PHONE: (07) 3412 8600  
 FAX: (07) 3803 0175  
 ABN: 71 083 902 309



Symbol Legend

- DSB

POE

Light switch

Two-way light switch

Light switch - IPX5 rated

Isolation Switch

10amp Single GPO

10amp Double GPO

15amp Single GPO.

10amp GPO - IPX5 rated

20amp Single GPO

- Indicates floor mounting

- Indicates ceiling mounting

Comms. - Draw wire only

'F' Type television outlet

240V Smoke detector

36w Single fluorescent light

36w Double fluorescent light

36w Emergency back-up fluorescent light

36w Single fluorescent light - IP65 rated

Emergency exit light

Oyster Light - 11W Round Fluro

External light

18W Single Vandalite

Oyster light

Photo electric light switch

Spot light

PLUMBING - Water Inlet Point

PLUMBING - Waste Manifold Outlet Point

1 Floor Plan  
1 : 100

Notes

- Fire fighting equipment supplied & installed by others.
- Plans are current at time of issue, are indicative only and are subject to change at any time without notice.
- Any 3D views are to be regarded as indicative only.
- Additional Draw Wires may be required subject to Client requirement

Item List

- D1

2040 x 1840 External Double Door -

Standard : Hollow Core MC
- D2

2040 x 920 External Door -

Standard : Hollow Core MC
- D3

2040 x 920 Internal Door -

Standard : Hollow Core
- D4

2040 x 920 Internal Door -

Standard : Hollow Core

- RW1

900 x 1208 Roller Window

Colorbond
- W1

900 x 1208 Sliding Glass Window -

Grey Glass
- W2

900 x 1208 Sliding Glass Window -

Grey Glass

- M1

5.0kW R/C Split System Air Conditioner - Inverter

- Plumbing - Water Inlet c/w Line Strainer
- 1 Television - LCD - 50" - 127cm
- 2 9.0Kg Fire Extinguisher - AB(E)
- 3 MANITOWOC - Ice Machine - S-450 on B400 Storage Bin (173kg/24hr, 130kg holding capacity)
- 4 Lounge Chair
- 5 PVC Stacker chair
- 6 1200 Dia. Melamine table
- 7 Fridge - Single Door - 370 Litre - WRM3700WB
- 8 1200x450 S/S insert sink
- 9 7.5ltr Autoboiler
- 10a 600mm Wide Laminated benchtop c/w cupboards x 2400. c/w 600 high SS Splashback
- 10b 600mm Wide Laminated benchtop c/w cupboards x 1800. c/w 600 high SS Splashback
- 11 50Ltr Hot Water System - Internal c/w Safe Tray
- 12 SKOPE Two Glass Door Chiller - B900-2
- 13 600mm Wide Laminated benchtop c/w cupboards & 2 sets of drawers.
- 14 Dart Board
- 15 Pool table c/w Cue Rack & pool Cues
- 17 5 Tap Stainless Steel Fill Up Station - 3000mm long
- 18 600mm (W) Melamine benchtop c/w steel legs
- 19 Dishwasher
- 20 Water Cooler - Zip Freestanding EMBCF 60 - Mains Connected. SS Splashback.
- 22 Wall mounted water connection
- dp Dropper only, for 100 x 75mm Downpipe
- fw Floor Waste

Rev	Description	Date	By

THIS DRAWING REMAINS THE PROPERTY OF ATCO STRUCTURES PTY. LTD. IT MAY NOT BE REPRODUCED OR COPIED WHOLE OR IN PART WITHOUT WRITTEN AUTHORITY

QUALITY CERTIFIED TO AS/NZS ISO 9001:2008 BY SCI-QUAL INTERNATIONAL REGN No. 531

PROJECT No.  
18.0 x 12.0m Recreation Centre  
ATCO Structures & Logistics Pty. Ltd.  
QLD

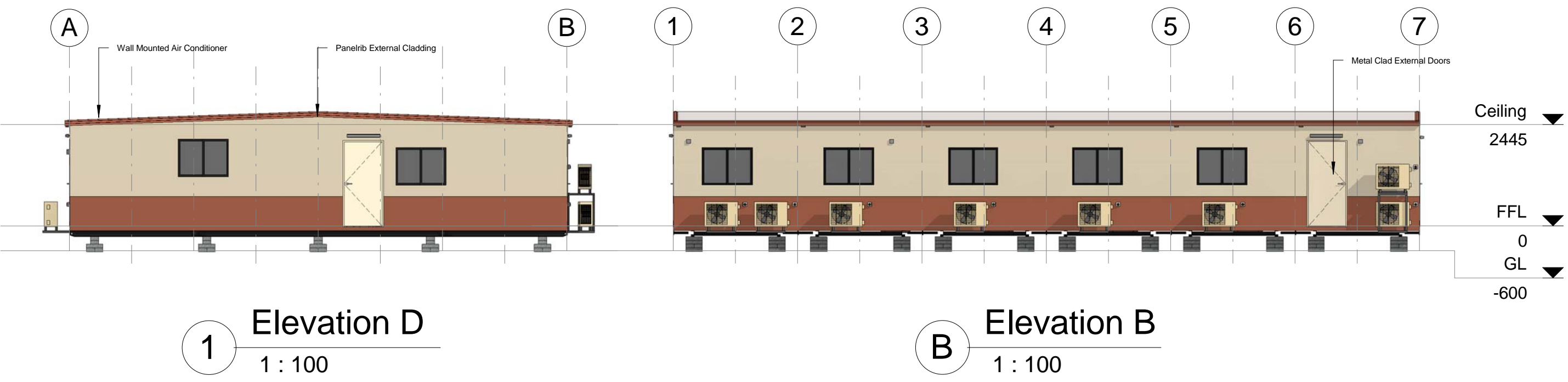
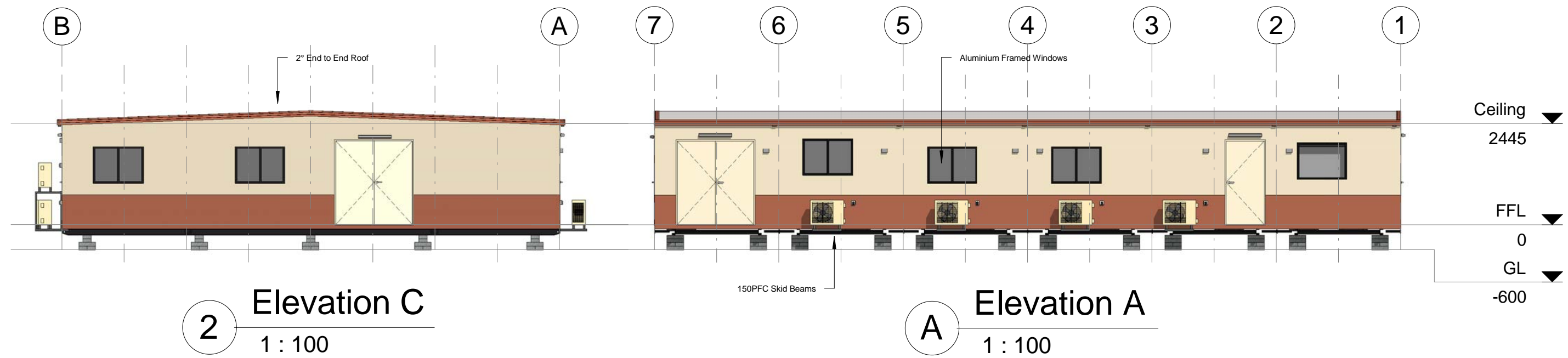
DATE	14.04.12
SCALE	1 : 100
DRAWN	RA
CHECKED	TK

**ATCO Structures & Logistics**

ATCO STRUCTURES & LOGISTICS PTY. LTD.  
149-151 MAGNESIUM DRIVE, CRESTMEAD, QLD 4132  
P.O. BOX 1171, BROWNS PLAINS BC, QLD 4118  
E-mail: atcosales@atcosl.com.au

PHONE: (07) 3412 8600  
FAX: (07) 3803 0175  
ABN: 71 083 902 309

TITLE	Floor Plan	DESIGN WIND LOAD	C2
DRAWING NUMBER	WRC-1812-H-C2 -01	NCC BUILDING CLASS	9b
REVISION		SHEET SIZE	A3



Rev	Description	Date	By

THIS DRAWING  
REMAINS THE  
PROPERTY OF  
ATCO STRUCTURES  
PTY. LTD. IT MAY NOT  
BE REPRODUCED OR  
COPIED WHOLE OR IN  
PART WITHOUT  
WRITTEN AUTHORITY

QUALITY  
CERTIFIED TO  
AS/NZS ISO  
9001:2008  
BY  
SCI-QUAL  
INTERNATIONAL  
REGN No. 531

PROJECT No.  
18.0 x 12.0m Recreation Centre  
ATCO Structures & Logistics Pty. Ltd.  
QLD

DATE	14.04.12
SCALE	1 : 100
DRAWN	RA
CHECKED	TK

ATCO STRUCTURES & LOGISTICS PTY. LTD.  
149-151 MAGNESIUM DRIVE, CRESTMEAD, QLD 4132  
P.O. BOX 1171, BROWNS PLAINS BC, QLD 4118  
E-mail: [atcosales@atcosl.com.au](mailto:atcosales@atcosl.com.au)

PHONE: (07) 3412 8600  
FAX: (07) 3803 0175  
ABN: 71 083 902 309

TITLE  
Elevations

DRAWING NUMBER  
WRC-1812-H-C2 -02

DESIGN WIND LOAD	C2
NCC BUILDING CLASS	9b
REVISION	SHEET SIZE
	A3



Manufacturing Structural Members		
Description	Member Size	Back to Back
Skid Beams c/w Retractable Lifters	150PFC	2000
Paired Beams	C20020	

- Floor Structure Schedule	
Floor Structure	Comments
Floor 480mm Floor Joist Centres	
Covering - 1.5mm Polyflor XL Vinyl	
Covering - 2.0mm Polyflor Non-Slip Vinyl	Inside Bar Area & Ice Room only. 100mm Cove
Flooring - 17mm F11 T&G Plywood	
Joists - LC7512 Galvaspan	

<b>- Wall Schedule</b>	
<b>Wall Structure</b>	<b>Comments</b>
External Wall 611mm Stud Centres	
Cladding External - Colorbond Maxirib - "Headland"	Lower first sheet
Cladding External - Colorbond Maxirib - "Paperbark"	Upper Sheets
Framing - 75 x 1.0mm Hi-Ten Truecore	
Framing - 75x1.0mm Hi-Ten Steel	
Insulation - R2.9 Batts - 75mm	
Lining - Internal - 3.6mm Polyester Coated Plywood	
Thermal Break between Framing and Cladding	
Ply Internal Wall 611mm Stud Centres	
Framing - 75 x 1.0mm Hi-Ten Truecore	
Lining - Internal - 3.6mm Polyester Coated Plywood	

Sales Roof Structure Schedule	
Roof Structure	Comments
2° End to End Roof	
C2 - SDEK/PLY LC7512 - 611 - (3.0 & 3.5)	
611mm Ceiling Joist Centres	
Ceiling Joist - LC7512 Galvaspan	
Insulation - R2.3 Foil Backed Blanket - 95mm	
Lining - Internal - 3.6mm Polyester Coated Plywood	
Purlins - C7510 / LC7512 Galvaspan	
Roof - 0.42mm BMT Superdek Roofing	

Sales Door Schedule												
No.	Panel	Height	Width	Handle Type	Hardware Set	Closer	Panic Bar	C/B Jamb	Timber Jamb	Security	Quantity	Comments
D1	Standard : Hollow Core MC	2040	1840	Lever	Entrance	Yes	No	Yes	No		2	E/E Seals
D2	Standard : Hollow Core MC	2040	920	Lever	Entrance	Yes	No	Yes	No		3	E/E Seals
D3	Standard : Hollow Core	2040	920	Lever	Entrance	Yes	No	Yes	No		1	
D4	Standard : Hollow Core	2040	920	Lever	Entrance	Yes	No	Yes	No		1	

Sales Window Schedule							
No.	Type	Glazing	Height	Width	Sill Height	Quantity	Comments
RW1	Roller Window	Colorbond	900	1208	1100	3	
W1	Sliding XO	Grey Glass	900	1208	1000	10	c/w Curtains
W2	Sliding XO	Grey Glass	900	1208	1200	2	c/w Curtains

Wall Height
2445

* Plumbing Fixtures			
No.	Description	Quantity	Comments
	Plumbing - Water Inlet c/w Line Strainer	1	
8	1200x450 S/S insert sink	2	
9	7.5ltr Autoboiler	1	
11	50Ltr Hot Water System - Internal c/w Safe Tray	2	
17	5 Tap Stainless Steel Fill Up Station - 3000mm long	1	
20	Water Cooler - Zip Freestanding EMBCF 60 - Mains Connected. SS Splashback.	1	
22	Wall mounted water connection	5	
dp	Dropper only, for 100 x 75mm Downpipe	12	
fw	Floor Waste	3	

- Furniture			
No.	Description	Quantity	Comments
4	Lounge Chair	10	
5	PVC Stacker chair	60	
6	1200 Dia. Melamine table	14	
14	Dart Board	2	
15	Pool table c/w Cue Rack & pool Cues	2	
18	600mm (W) Melamine benchtop c/w steel legs	1	5875 long

- Cupboards			
No.	Description	Quantity	Comments
10a	600mm Wide Laminated benchtop c/w cupboards x 2400. c/w 600 high SS Splashback	1	
10b	600mm Wide Laminated benchtop c/w cupboards x 1800. c/w 600 high SS Splashback	1	
13	600mm Wide Laminated benchtop c/w cupboards & 2 sets of drawers.	1	Leg 1650 & Leg 4600

Sales Mechanical Equipment			
No.	Supplier	Description	Quantity
M1	DAIKIN	5.0kW R/C Split System Air Conditioner - Inverter	12


- Electrical Fixtures	
Description	Quantity
1x10amp GPO	1
1x20amp GPO	2
2x10amp GPO	21
Draw Wire	7
Isolation Switch - AC	12
Photo Electric Cell	3
Switchboard	6
TV Antenna Socket	1


Lighting Fixtures	Quantity
2x36W Fluro - Bare	24
Dart Board Light	2
Exit - Ceiling Mount	3
Pool Table Light - Ceiling Mounted	2
Single Vandalite - Wall Mounted2	5
Switch - Std	6

- Fire Services Schedule		
No.	Description	Quantity
2	9.0Kg Fire Extinguisher - AB(E)	3

- Electrical Equipment Schedule			
No.	Description	Quantity	Comments
1	Television - LCD - 50" - 127cm	1	
3	MANITOWOC - Ice Machine - S-450 on B400 Storage Bin (173kg/24hr, 130kg holding capacity)	2	
7	Fridge - Single Door - 370 Litre - WRM3700WB	1	
12	SKOPE Two Glass Door Chiller - B900-2	2	
19	Dishwasher	1	

Rev	Description	Date	By

THIS DRAWING REMAINS THE PROPERTY OF ATCO STRUCTURES PTY. LTD. IT MAY NOT BE REPRODUCED OR COPIED WHOLE OR IN PART WITHOUT WRITTEN AUTHORITY	QUALITY CERTIFIED TO AS/NZS ISO 9001:2008 BY SCI-QUAL INTERNATIONAL REGN No. 531	PROJECT No.	DATE	14.04.12	  ATCO STRUCTURES & LOGISTICS PTY. LTD. 149-151 MAGNESIUM DRIVE, CRESTMEAD, QLD 4132 P.O. BOX 1171, BROWNS PLAINS BC, QLD 4118 E-mail: atcosales@atcost.com.au  PHONE: (07) 3412 8600 FAX: (07) 3803 0175 ABN: 71 083 902 309	TITLE	DESIGN WIND LOAD	
		18.0 x 12.0m Recreation Centre ATCO Structures & Logistics Pty. Ltd. QLD	SCALE			Sales Schedules	C2	
			DRAWN	RA		DRAWING NUMBER	NCC BUILDING CLASS	
			CHECKED	TK		WRC-1812-H-C2 -06	9b	
						REVISION	SHEET SIZE	
							A3	



View indicative only

- Drawing List		
Sheet Number	Sheet Name	Current Revision
00	Title Page	
01	Floor Plan	
02	Elevations	
05	Sales Schedules	

120842D  
Adani Mining Pty. Ltd.  
Carmichael Project  
QLD

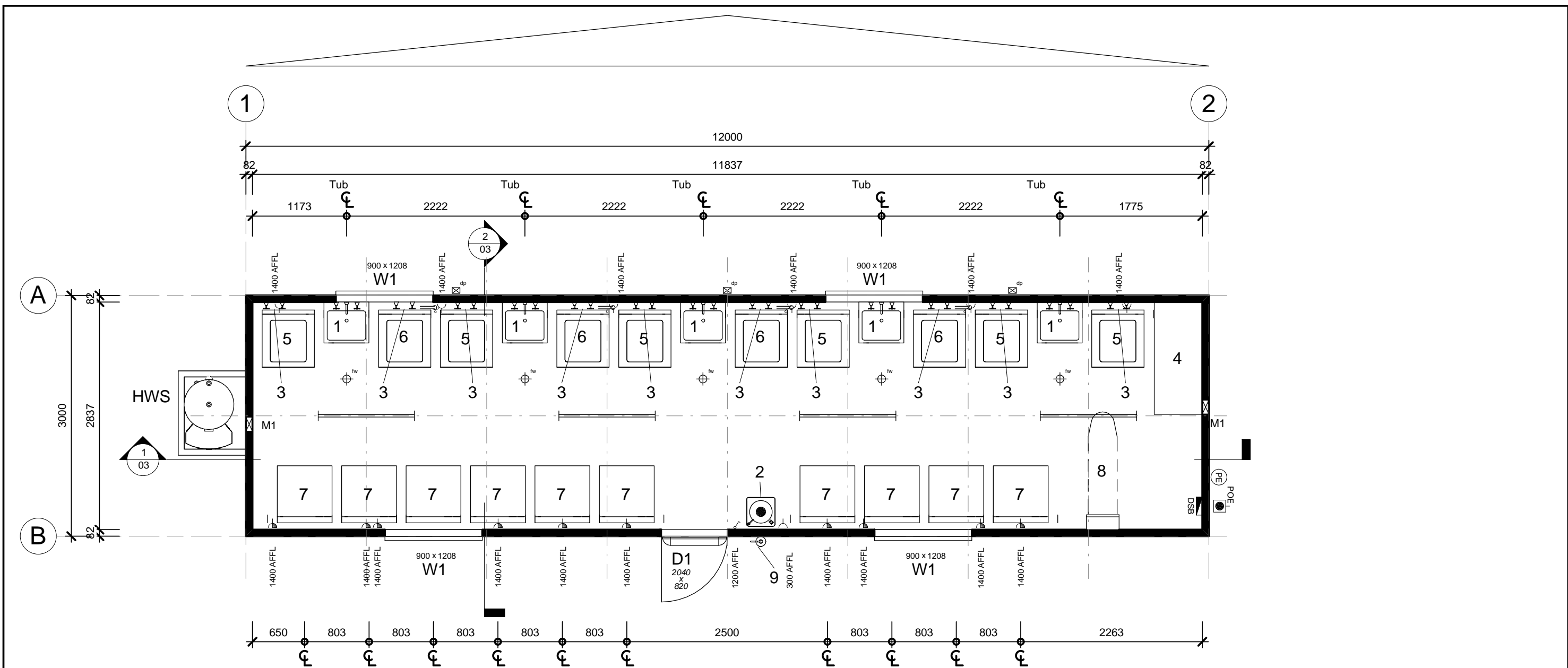
12.0 x 3.0m Laundry

**ATCO** Structures  
& Logistics

ATCO STRUCTURES & LOGISTICS PTY. LTD.  
149-151 MAGNESIUM DRIVE, CRESTMEAD, QLD 4132  
P.O. BOX 1171, BROWNS PLAINS BC, QLD 4118  
E-mail: [atcosales@atcost.com.au](mailto:atcosales@atcost.com.au)

PHONE: (07) 3412 8600  
FAX: (07) 3803 0175  
ABN: 71 083 902 309





Notes

- Fire fighting equipment supplied & installed by others.
- HWS (Capacity: 6 washing machine loads per hour @ 20 litres per load.
- Floor Drains: One fixture per Floor Waste, all other fixtures discharge direct to waste lines.
- Plans are current at time of issue, are indicative only, and are subject to change at any time without notice.


Item List

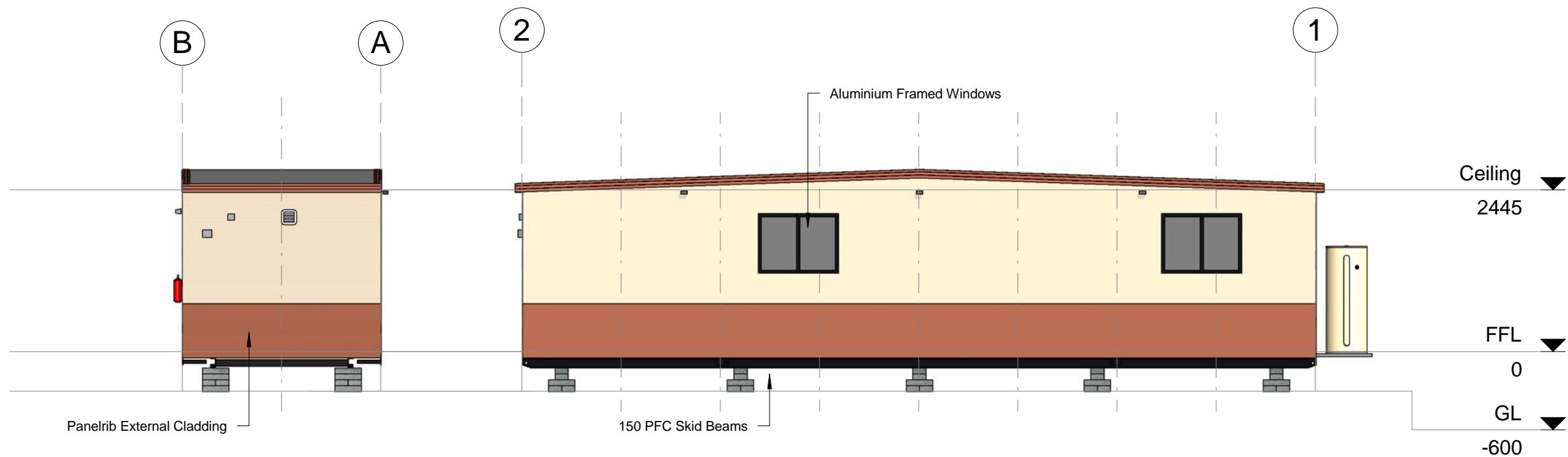
- D1    2040 x 820 External Door - Standard : Hollow Core MC
- W1    900 x 1208 Sliding Glass Window - Grey Glass
- M1    Wall Mounted Exhaust Fan

- 1    Standard Laundry Unit - 45 Litre, Splashback & Wall Taps
- OPTION 2    Water Cooler - Zip Freestanding EMBCF 60 - Mains Connected
- 3    Washing Machine Taps
- OPTION 4    1400 x 600 Melamine Table c/w Legs
- OPTION 5    SPEED QUEEN 6.5kg Washing Machine
- OPTION 6    SPEED QUEEN 6.5kg Washing Machine c/w Discharge Stand Pipe
- OPTION 7    SPEED QUEEN 9kg Dryer
- OPTION 8    ROBIN HOOD Ironing Centre & Hard Wired Steam Iron
- 9    9.0Kg Fire Extinguisher - AB(E)
- dp    Dropper only, for 100 x 75mm Downpipe
- fw    Floor Waste
- HWS    Rheem Heat Pump 325 Litre/3.6kW -MPi - mounted externally

Symbol Legend

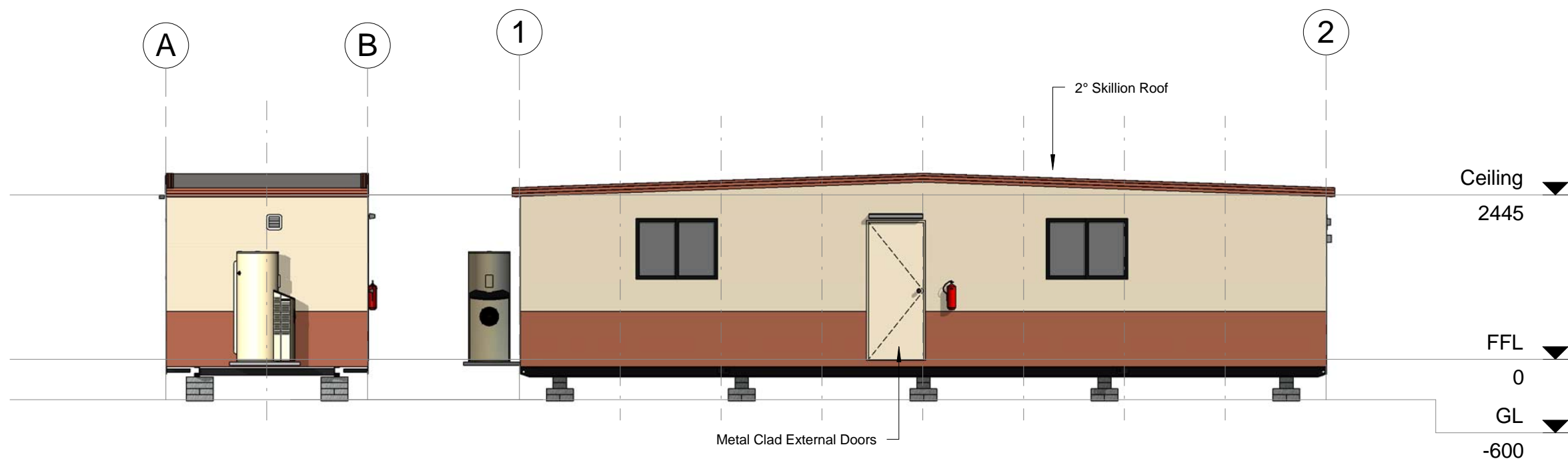
- DSB    Distribution Switchboard
- POE    Point Of Entry
- Light switch
- Two-way light switch
- Light switch - IPX5 rated
- Isolation Switch
- 10amp Single GPO
- 10amp Double GPO
- 15amp Single GPO.
- 10amp GPO - IPX5 rated
- 20amp Single GPO
- Indicates floor mounting
- Indicates ceiling mounting
- Comms. - Draw wire only
- 'F' Type television outlet
- 240V Smoke detector
- 36w Single fluorescent light
- 36w Double fluorescent light
- 36w Emergency back-up fluorescent light
- 36w Single fluorescent light - IP65 rated
- Emergency exit light
- Oyster Light - 11W Round Fluro
- External light
- 18W Single Vandalite
- Oyster light
- Photo electric light switch
- Spot light
- PLUMBING - Water Inlet Point
- PLUMBING - Waste Manifold Outlet Point

Rev	Description	Date	By	THIS DRAWING REMAINS THE PROPERTY OF ATCO STRUCTURES PTY. LTD. IT MAY NOT BE REPRODUCED OR COPIED WHOLE OR IN PART WITHOUT WRITTEN AUTHORITY	QUALITY CERTIFIED TO AS/NZS ISO 9001:2008 BY SCI-QUAL INTERNATIONAL REGN No. 531	PROJECT No.	DATE	21.08.12	<div></div> <div>ATCO STRUCTURES &amp; LOGISTICS PTY. LTD. 149-151 MAGNESIUM DRIVE, CRESTMEAD, QLD 4132 P.O. BOX 1171, BROWNS PLAINS BC, QLD 4118 E-mail: atcosales@atcosl.com.au</div> <div>PHONE: (07) 3412 8600 FAX: (07) 3803 0175 ABN: 71 083 902 309</div>	TITLE	DESIGN WIND LOAD		
							12.0 x 3.0m Laundry Adani Mining Pty. Ltd. Carmichael Project QLD	SCALE		1 : 50	Floor Plan	NCC BUILDING CLASS	
								DRAWN		RA	DRAWING NUMBER	10a	
								CHECKED		TK	120842D -01	REVISION	SHEET SIZE
													A3




**2 Elevation C**  
1 : 75

**A Elevation A**  
1 : 75



**1 Elevation D**  
1 : 75

**B Elevation B**  
1 : 75

Rev	Description	Date	By	THIS DRAWING REMAINS THE PROPERTY OF ATCO STRUCTURES PTY. LTD. IT MAY NOT BE REPRODUCED OR COPIED WHOLE OR IN PART WITHOUT WRITTEN AUTHORITY	QUALITY CERTIFIED TO AS/NZS ISO 9001:2008 BY SCI-QUAL INTERNATIONAL REGN No. 531	PROJECT No.	DATE	21.08.12	  ATCO STRUCTURES & LOGISTICS PTY. LTD. 149-151 MAGNESIUM DRIVE, CRESTMEAD, QLD 4132 P.O. BOX 1171, BROWNS PLAINS BC, QLD 4118 E-mail: atcosales@atcosl.com.au  PHONE: (07) 3412 8600 FAX: (07) 3803 0175 ABN: 71 083 902 309	TITLE	DESIGN WIND LOAD
						12.0 x 3.0m Laundry Adani Mining Pty. Ltd. Carmichael Project QLD	SCALE	1 : 75		Elevations	C2
							DRAWN	RA		DRAWING NUMBER	NCC BUILDING CLASS
							CHECKED	TK		120842D -02	10a
											REVISION
											A3

Manufacturing Structural Members		
Description	Member Size	Back to Back
Skid Beams c/w Retractable Lifters	150PFC	2000

- Floor Structure Schedule	
Floor Structure	Comments
Floor 600mm Floor Joist Centres	
Covering - 1.5mm Polyflor XL Vinyl	100mm Cove throughout
Flooring - 17mm F11 T&G Plywood	
Joists - LC7512 Galvaspan	

- Wall Schedule	
Wall Structure	Comments
External Wall 611mm Stud Centres	
Cladding External - Colorbond Maxirib - "Headland"	Lower first sheet
Cladding External - Colorbond Maxirib - "Paperbark"	Upper Sheets
Framing - 75 x 1.0mm Hi-Ten Truecore	
Lining - Internal - 3.6mm Polyester Coated Plywood	

Wall Height
2445

Sales Roof Structure Schedule	
Roof Structure	Comments
2° End to End Roof C2 - SDEK/PLY LC7512 - 611 - (3.0 & 3.5) 611mm Ceiling Joist Centres	
Ceiling Joist - LC7512 Galvaspan	
Insulation - R2.3 Foil Backed Blanket - 95mm	
Lining - Internal - 3.6mm Polyester Coated Plywood	
Purlins - C7510 / LC7512 Galvaspan	
Roof - 0.42mm BMT Superdek Roofing	

Sales Door Schedule												
No.	Panel	Height	Width	Handle Type	Hardware Set	Closer	Panic Bar	C/B Jamb	Timber Jamb	Security	Quantity	Comments
D1	Standard : Hollow Core MC	2040	820	Standard	Entrance	No	No	Yes	No		1	

Sales Window Schedule							
No.	Type	Glazing	Height	Width	Sill Height	Quantity	Comments
W1	Sliding XO	Grey Glass	900	1208	1200	4	C/w Curtains

* Plumbing Fixtures			
No.	Description	Quantity	Comments
1	Standard Laundry Unit - 45 Litre, Splashback & Wall Taps	5	
2	Water Cooler - Zip Freestanding EMBCF 60 - Mains Connected	1	SS Splashback OPTION
3	Washing Machine Taps	10	
dp	Dropper only, for 100 x 75mm Downpipe	3	
fw	Floor Waste	5	
HWS	Rheem Heat Pump 325 Litre/3.6kW -MPi - mounted externally	1	

Sales Mechanical Equipment			
No.	Supplier	Description	Quantity
M1	AIRFLOW	Wall Mounted Exhaust Fan	2

- Electrical Fixtures	
Description	Quantity
1x10amp GPO	3
1x20amp GPO	10
2x10amp GPO	4
Photo Electric Cell	1
Switchboard	1

Lighting Fixtures		Quantity
1x36W Fluro - Bare		4
Single Vandalite - Wall Mounted		1
Switch - Std		1

- Fire Services Schedule		
No.	Description	Quantity
9	9.0Kg Fire Extinguisher - AB(E)	1

- Furniture			
No.	Description	Quantity	Comments
4	1400 x 600 Melamine Table c/w Legs	1	OPTION

- Electrical Equipment Schedule			
No.	Description	Quantity	Comments
5	SPEED QUEEN 6.5kg Washing Machine	6	OPTION
6	SPEED QUEEN 6.5kg Washing Machine c/w Discharge Stand Pipe	4	OPTION
7	SPEED QUEEN 9kg Dryer	10	OPTION
8	ROBIN HOOD Ironing Centre & Hard Wired Steam Iron	1	OPTION

Rev	Description	Date	By

THIS DRAWING  
REMAINS THE  
PROPERTY OF  
ATCO STRUCTURES  
PTY. LTD. IT MAY NOT  
BE REPRODUCED OR  
COPIED WHOLE OR IN  
PART WITHOUT  
WRITTEN AUTHORITY

QUALITY  
CERTIFIED TO  
AS/NZS ISO  
9001:2008  
BY  
SCI-QUAL  
INTERNATIONAL  
REGN No. 531

PROJECT No.

12.0 x 3.0m Laundry  
Adani Mining Pty. Ltd.  
Carmichael Project  
QLD

DATE	21.08.12
SCALE	
DRAWN	RA
CHECKED	TK



ATCO STRUCTURES & LOGISTICS PTY. LTD.  
149-151 MAGNESIUM DRIVE, CRESTMEAD, QLD 4132  
P.O. BOX 1171, BROWNS PLAINS BC, QLD 4118  
E-mail: atcosales@atcosl.com.au  
PHONE: (07) 3412 8600  
FAX: (07) 3803 0175  
ABN: 71 083 902 309

TITLE

Sales Schedules

DRAWING NUMBER

120842D -05

DESIGN WIND LOAD  
C2

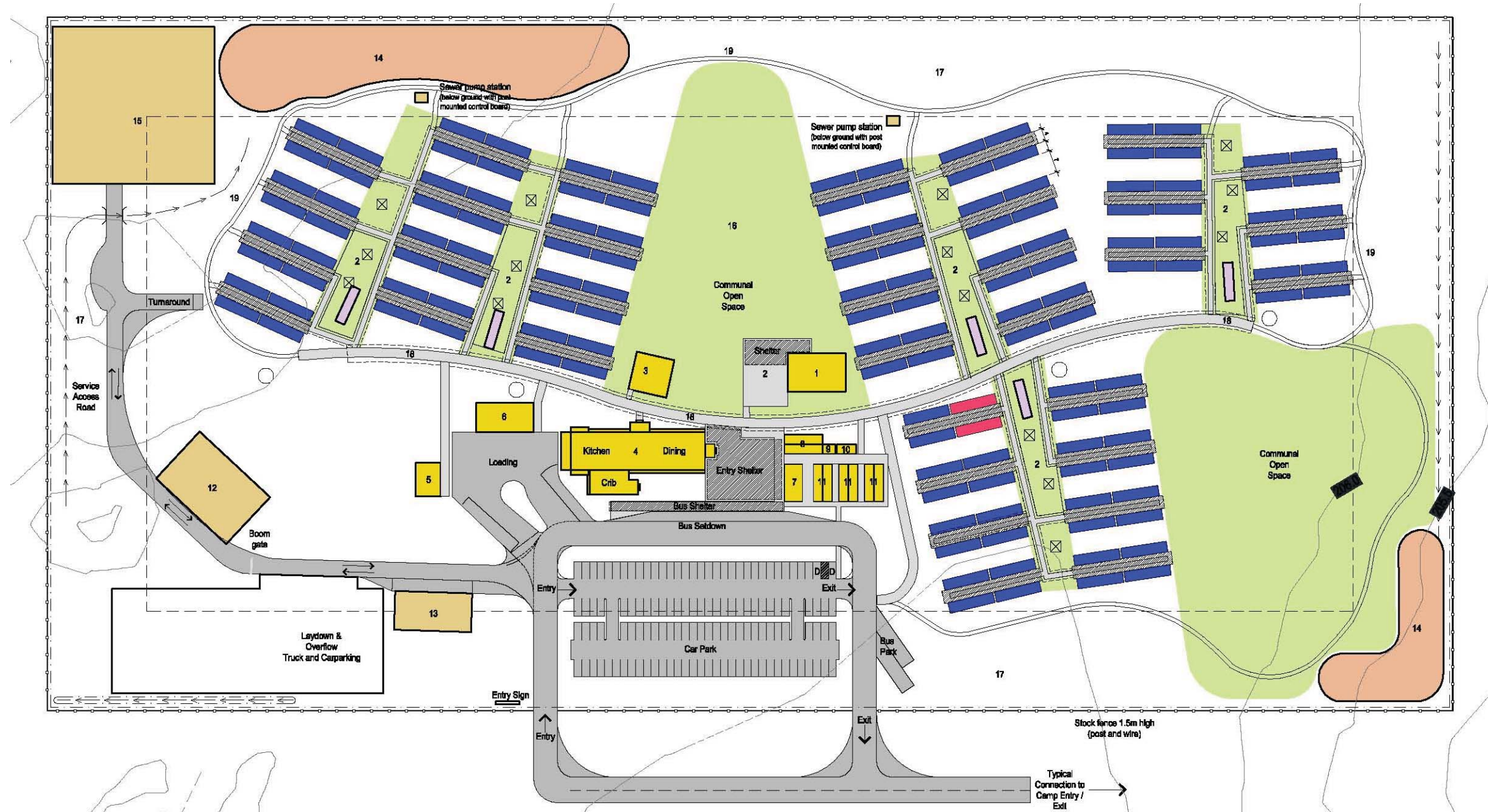
NCC BUILDING CLASS  
10a

REVISION  
SHEET SIZE  
A3

24/08/2012 11:42:58 AM



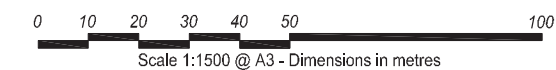
# RAILCAMP THREE PLAN



## LEGEND

COMMUNAL BUILDING	1 - Recreation Centre/ Wet Mess IT & Telephone	7 - Office	14 - Detention Basin	○ Fire Tank Water
ACCOMMODATION UNIT	2 - BBQ & Shelter Areas	8 - Ablution M&F	15 - Sewerage Treatment Plant	← Catch Drain
DISABLED UNIT	3 - Gym	9 - Ablution (Disabled)	16 - Communal Open Space	⋯ Perimeter Bund
LAUNDRY	4 - Kitchen/Dining	10 - First Aid	17 - Fire Break (30M wide)	— Perimeter Fence
PATH	5 - Waste	11 - Lockers	18 - Central Path (3M wide) with Freestanding Awning	
INFRASTRUCTURE	6 - Maintenance / Linen Store	12 - Water Treatment Plant	19 - Walking Track / Maintenance (1.2M - 2.5M wide)	
COMMUNAL OPEN SPACE		13 - Generator		
DETENTION BASIN				

ACCOMMODATION UNITS	405
DISABLED UNITS	2
CAR PARKING	125
DISABLED CARPARKING	2
BUS PARKING	2
EFFULENT DISPOSAL	4 ha
(based on 100m <sup>2</sup> per person)	
DETENTION BASIN	.34ha
TOTAL OPEN SPACE	5.66 ha
(including firebreak)	
TOTAL SITE AREA	9.38 ha



# RAILCAMP THREE

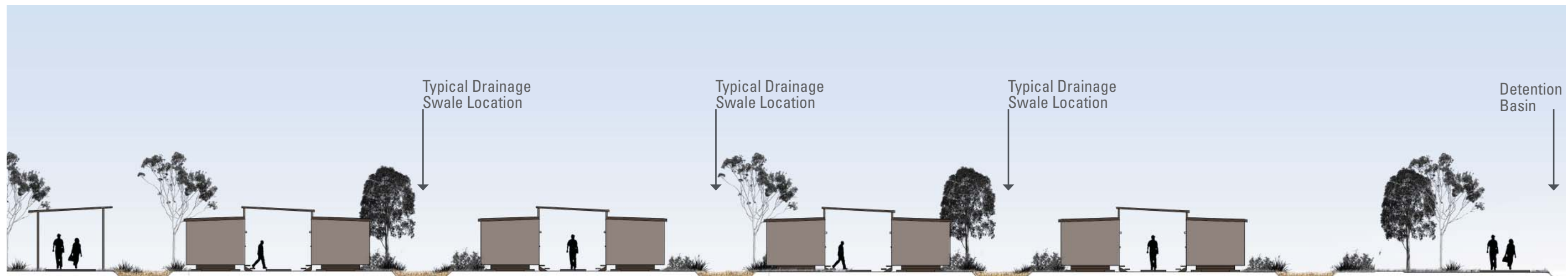
## SECTIONS

ACCOMMODATION UNITS    BBQ & SHELTER AREA    ACCOMMODATION UNITS    COMMUNAL OPEN SPACE



SECTION ONE

CENTRAL PATH    ACCOMMODATION UNITS    SERVICES    ACCOMMODATION UNITS    SERVICES    ACCOMMODATION UNITS    SERVICES    ACCOMMODATION UNITS    SERVICES    WALKING PATH

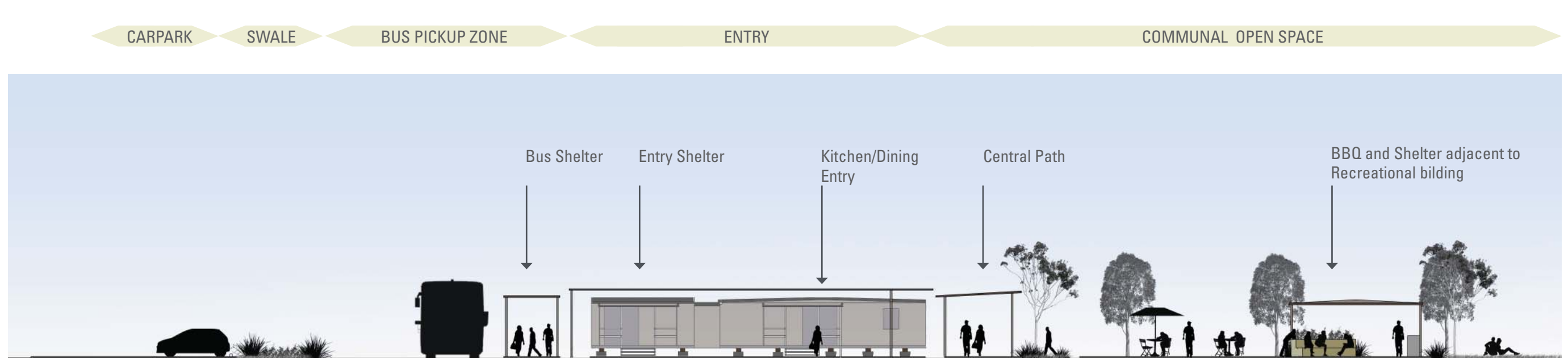


SECTION TWO

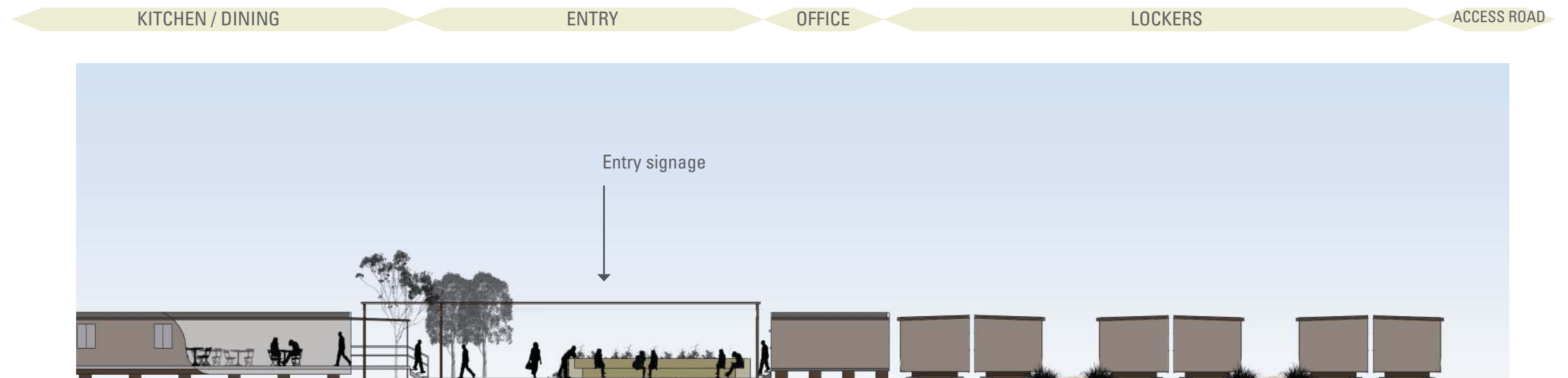


# RAILCAMP THREE

## SECTIONS



SECTION THREE



SECTION FOUR



# RAILCAMP THREE

## APPENDICES

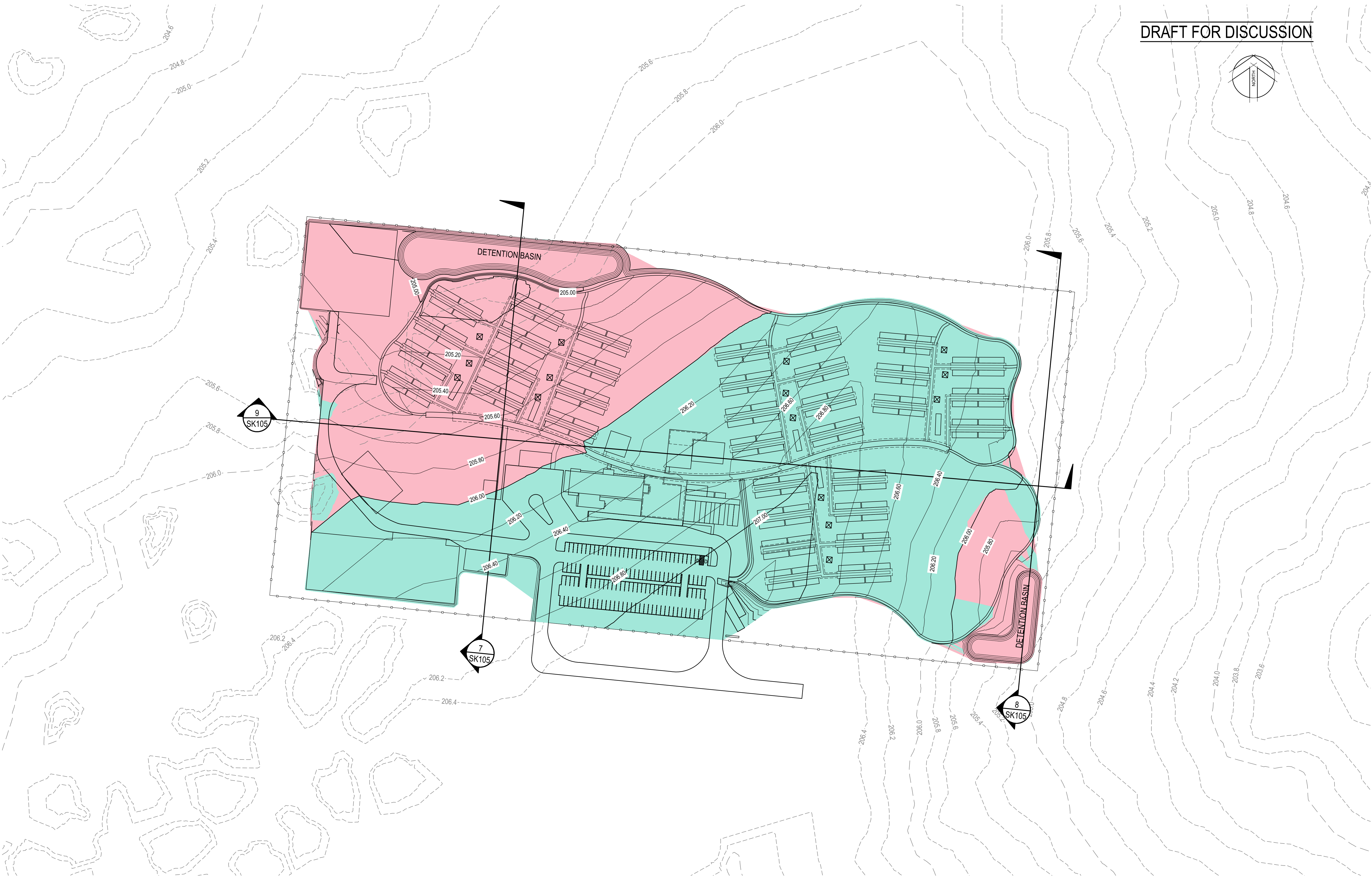
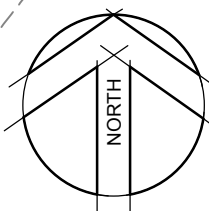
### ADANI RAIL CAMP

- ATCO - 14.4 x 3.25M Three person double
- ATCO - 14.4 x 3.25M VIP Two person Disabled
- ATCO - 45.0 x 19.5 M Kitchen Diner (400 person)
- ATCO - 12.0 x 6.0 M Office
- ATCO - 12.0 x 3.0 M Abulition Block
- ATCO - 12.0 x 3.0 M Linen Store
- ATCO - 12.0 x 12.0 M Gym
- ATCO - 18.0 x 12.0 M Recreation Centre
- ATCO - 12.0 x 3.0 M Laundry



landscape architecture  
urban design  
environmental management

CIVIL ENGINEERING DRAWINGS  
PREPARED BY CARDNO



ADANI MINING PTY LTD

CAMP 3 BULK EARTHWORKS LAYOUT

LEGEND - BULK EARTHWORKS

- 222.0 - PROPOSED MAJOR CONTOUR
- 222.2 - PROPOSED MINOR CONTOUR
- 222.2 - EXISTING CONTOUR
- AREA OF CUT
- AREA OF FILL
- SITE BOUNDARY



Cardno (Qld) Pty Ltd ACN: 051 074 992  
Level 11, North Tower, 515 St Paul's Terrace, Fortitude Valley 4006  
Locked Bag 4006, Fortitude Valley Qld 4006  
Phone (07) 3369 9822 Fax (07) 3369 9722  
Email: cardno@cardno.com.au Web: www.cardno.com.au



REF NUMBER: 7508-90-SK104(---)  
DATE: 22.10.2012

10 0 10 20 30 40 50m  
1:1000 - A1 1:2000 - A3

The contents of this plan are conceptual only. All areas and dimensions are approximate and subject to relevant studies, Survey, Engineering and Council approval.



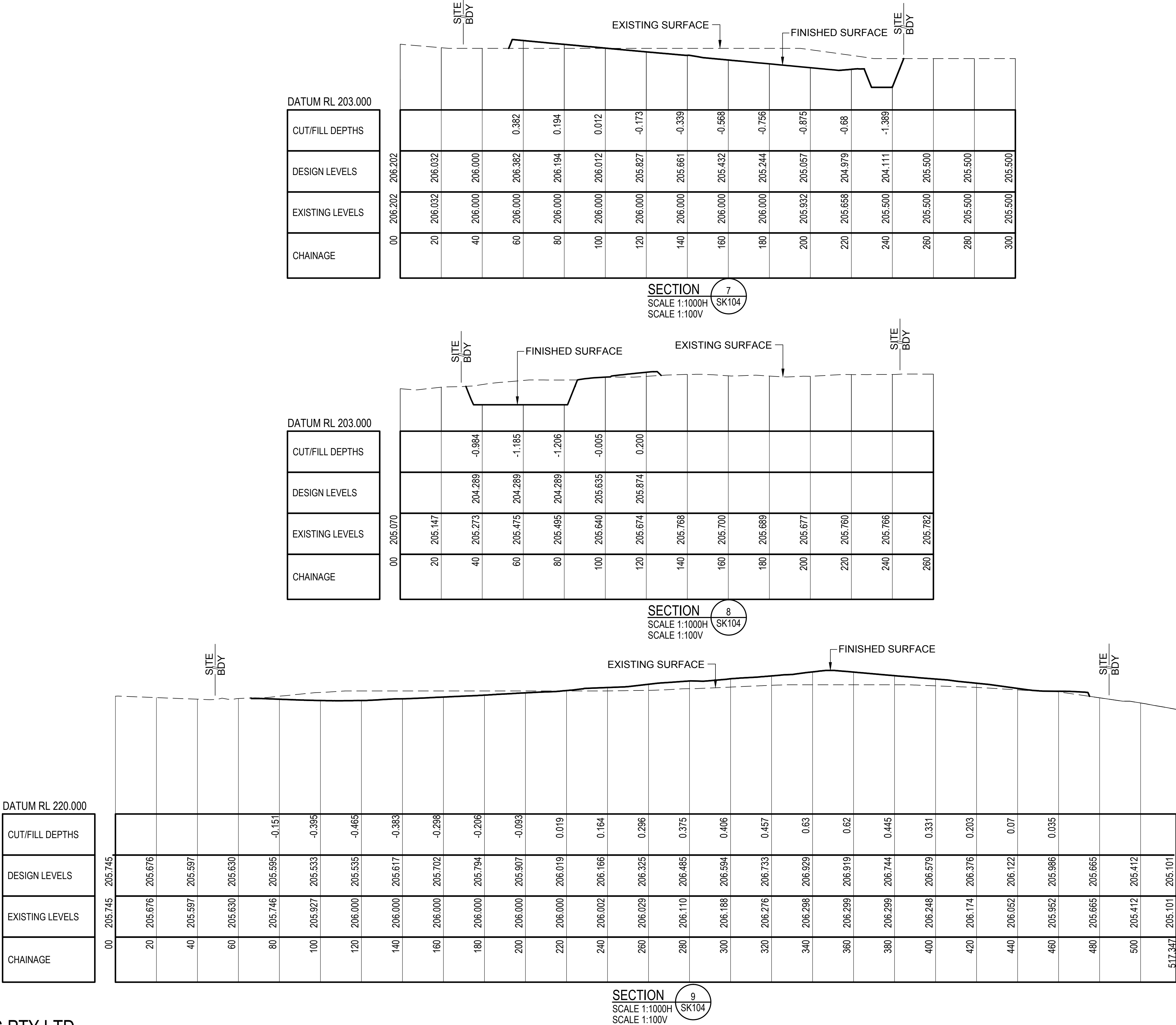
L:\7508-90 Carmichael Coal\004 Bulk Earthworks\Design and Documentation\Acad\Sketches\7508-90-SK101


ADANI MINING PTY LTD

CAMP 3 BULK EARTHWORKS SECTIONS

The contents of this plan are conceptual only. All areas and dimensions are approximate and subject to relevant studies, Survey, Engineering and Council approval.

DRAFT FOR DISCUSSION





Cardno (Qld) Pty Ltd

ACN: 051 074 992

Level 11, North Tower, 515 St Paul's Terrace, Fortitude Valley 4006

Locked Bag 4006, Fortitude Valley Qld 4006

Phone (07) 3369 9822 Fax (07) 3369 9722

Email: cardno@cardno.com.au Web: www.cardno.com.au

Quality System

Quality Endorsed Company

AS 9001 Lic. 5960  
Standard Australia

REF NUMBER: 7508-90-SK105(---)

DATE: 22.10.2012

10 0 10 20 30 40 50m

1:1000 - A1 1:2000 - A3

1 0 1 2 3 4 5m

1:100 - A1 1:200 - A3



S — PROPOSED GRAVITY SEWER  
 SRM — PROPOSED SEWER RISING MAIN  
 SPS ○ — PROPOSED SEWER RISING MAIN PUMP STATION

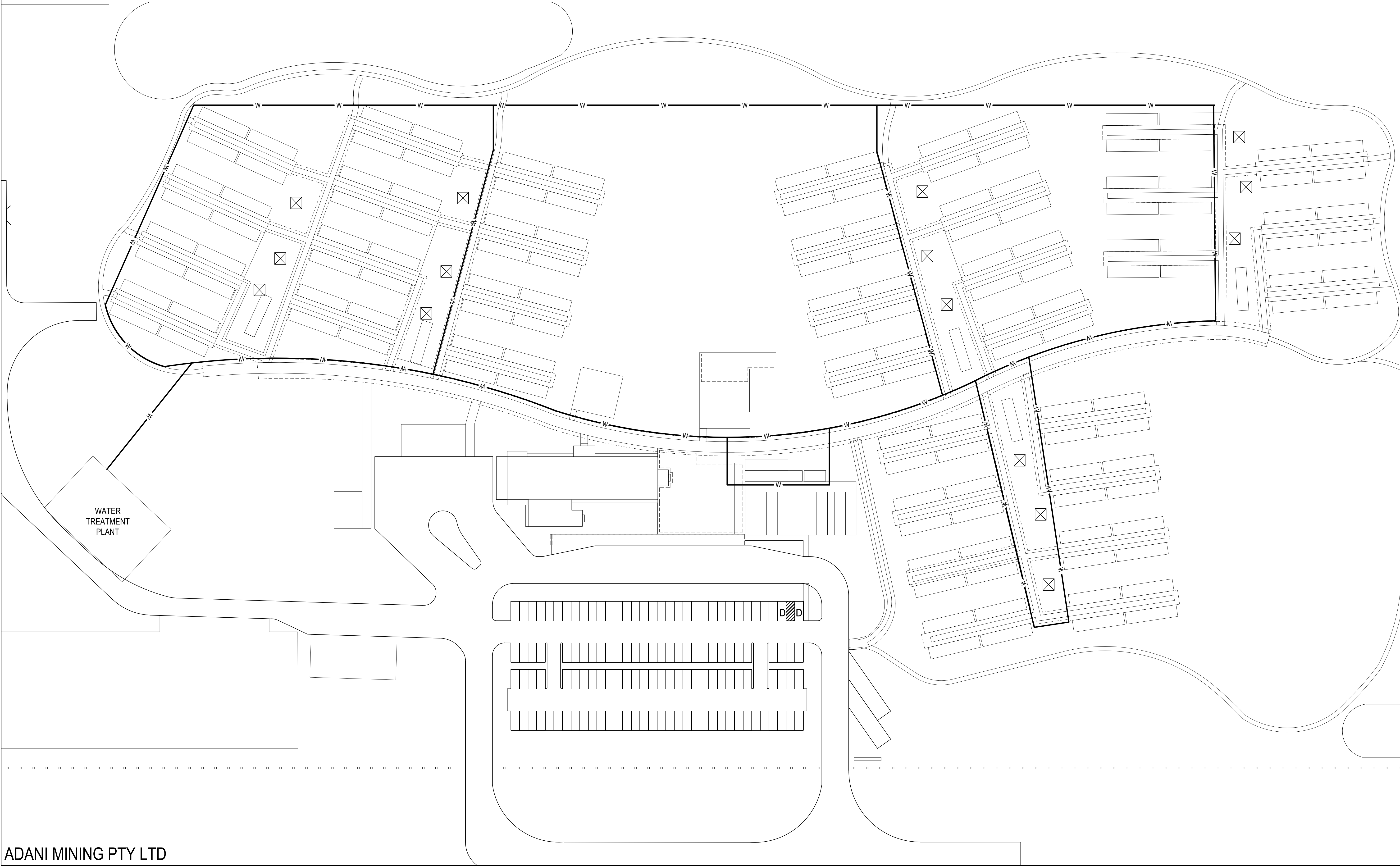
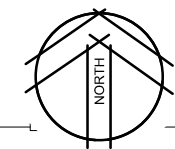
 **Cardno**

Cardno (Qld) Pty Ltd ACN: 051 074 992  
Level 11, North Tower, 515 St Paul's Terrace, Fortitude Valley 4006  
Locked Bag 4006, Fortitude Valley Qld 4006  
Phone (07) 3369 9822 Fax (07) 3369 9722  
Email: [cardno@cardno.com.au](mailto:cardno@cardno.com.au) Web: [www.cardno.com.au](http://www.cardno.com.au)



5 0 5 10 15 20 25m  
1:500 - A1 1:1000 - A3





ADANI MINING PTY LTD

CAMP 3 WATER RETICULATION LAYOUT

LEGEND - WATER

W - PROPOSED WATERMAIN

The contents of this plan are conceptual only. All areas and dimensions are approximate and subject to relevant studies, Survey, Engineering and Council approval.



Cardno (Qld) Pty Ltd ACN: 051 074 992  
Level 11, North Tower, 515 St Paul's Terrace, Fortitude Valley 4006  
Locked Bag 4006, Fortitude Valley Qld 4006  
Phone (07) 3369 9822 Fax (07) 3369 9722  
Email: cardno@cardno.com.au Web: www.cardno.com.au



REF NUMBER: 7508-90-SK403(-)  
DATE: 22.10.2012

5 0 5 10 15 20 25m  
1:500 - A1 1:1000 - A3