



LEGEND
RL 3.8 (HAT) 
INDICATIVE RL 3.8 (HAT) 
40m OFFSET 
 WITHIN 40m (HAT)

HIGHEST ASTRONOMICAL TIDE (HAT)
7.14 CHART DATUM (HAY POINT)
3.80m (AHD)
SOURCE: THE OFFICIAL TIDE TABLES & BOATING SAFETY GUIDE
(QUEENSLAND TRANSPORT 2006)

20 10 0 20 40 60 80 100m
SCALE 1:1000

Cornell HATCH
Infrastructure
for Industry

Cornell Hatch ABN 21 048 421 851 Telephone: +61 7 5195 0444
438 Boundary St (Level 2) Spring Hill Fax: +61 7 5195 5446
Queensland 4004 Australia Email: chinfo@cornellhatch.com

Cornell Hatch is a joint venture between Cornell Waggon Pty Ltd ABN 54 005 139 873 and Hatch Associated Pty Ltd ABN 53 006 039 500.
I, person using Cornell Hatch drawings and other data accepts the risk in:
1. using the drawings and other data in electronic form without requesting and checking them for accuracy against the original hard copy version;
2. using the drawings or other data for any purpose not agreed to in writing by Cornell Hatch.

Client



Project



Drawn	Signed	Date
APC	Signed	Date
Designed	Signed	Date
Verified	Signed	Date
Approved	Signed	Date

Drawing Title:

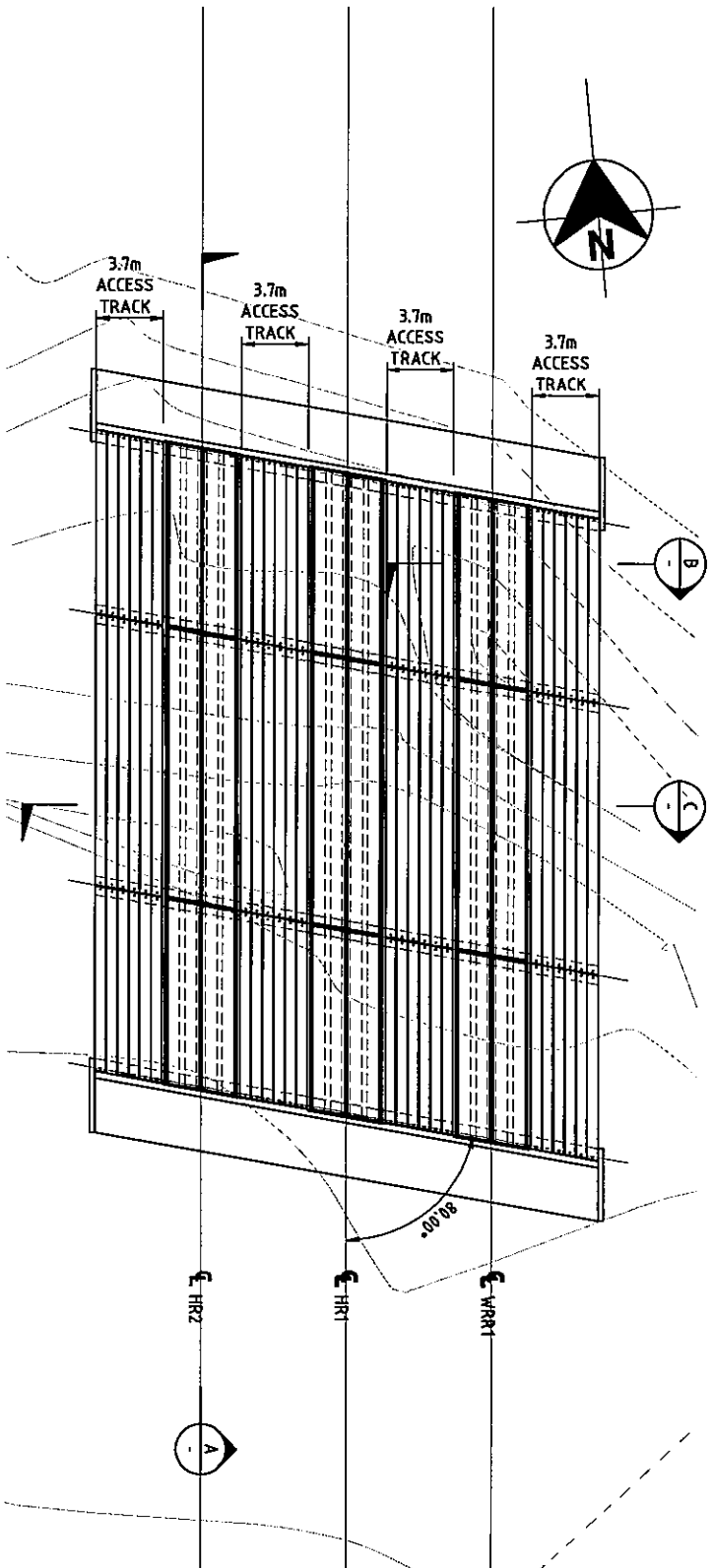
JILALAN RAIL YARD
40 METER CORRIDOR

PRELIMINARY
NOT FOR CONSTRUCTION

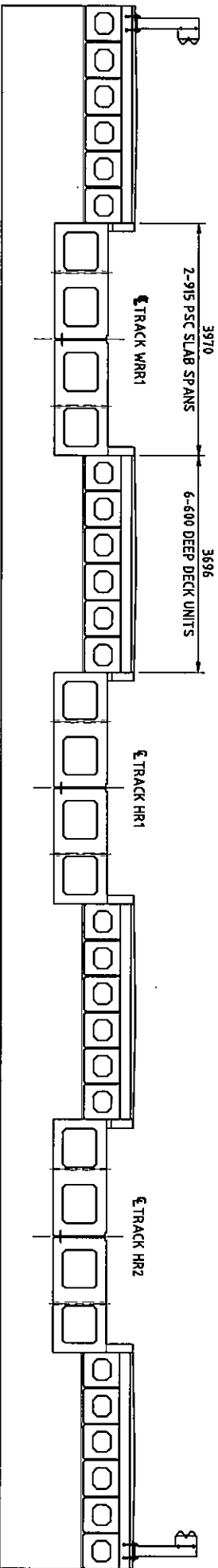
Project No. **PROJ.No.**

Scale **1:1000** Sheet Size **A1**

Drawing No. **SK-C-000-101-1016** Rev. **P2**



SECTION B
SCALE 1:50
REFER QR STD. DRG. 2423



SECTION C
SCALE 1:50
REFER QR STD. DRG. 2428

DATUM RL 0.0				
CONTROL LINE	15.176	15.109	15.052	15.015
EXISTING SURFACE LEVEL	11.669	10.420	7.324	8.955
CHAINAGE	21580.000	21600.000	21620.000	21640.000

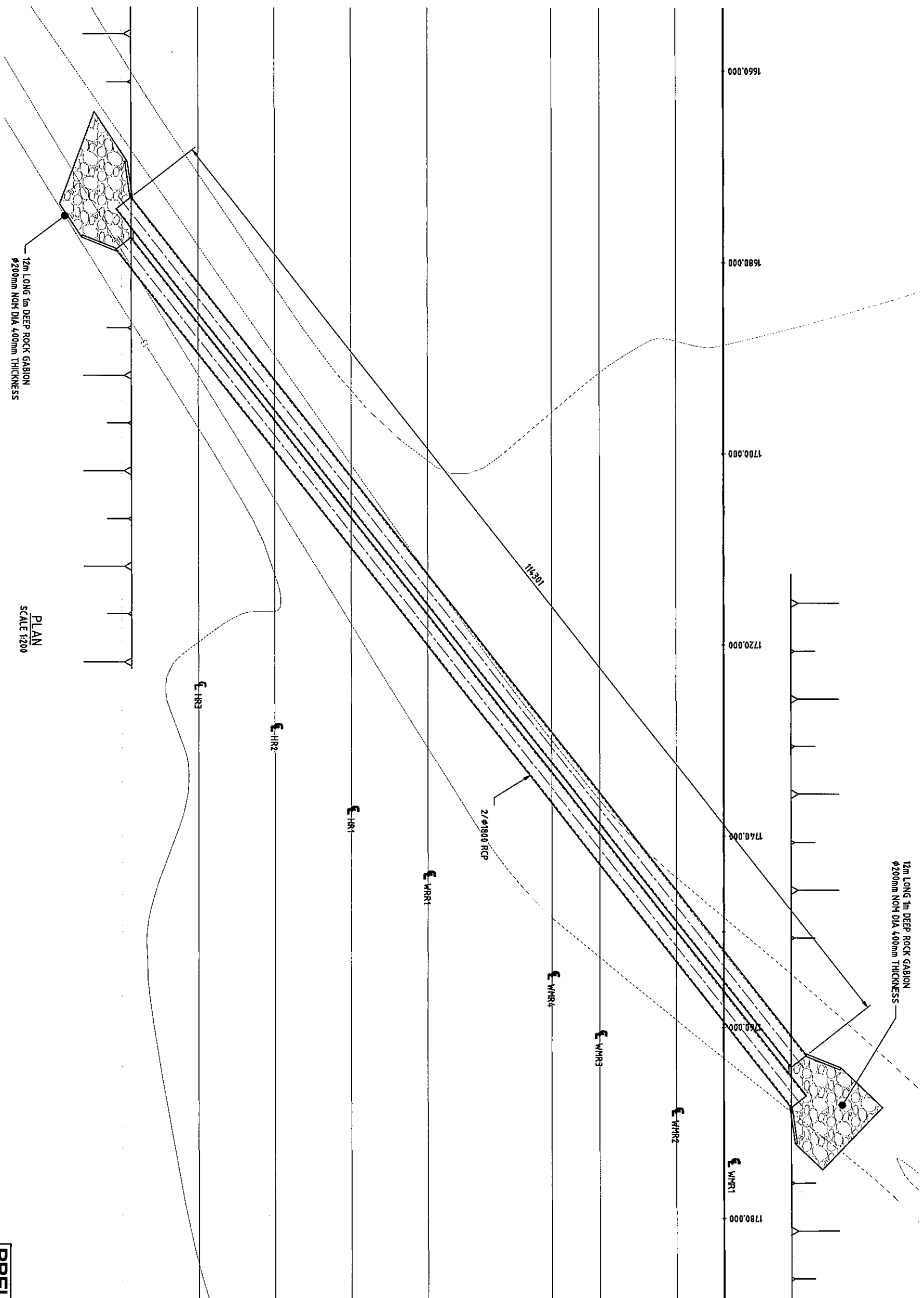
ABUTMENT 10000	PIER 15000	PIER 10000	ABUTMENT
700 PSC SLAB SPAN	915 PSC SLAB SPAN	700 PSC SLAB SPAN	RELIEVING SLAB
1/4" / Ø900 BORED CAST IN PLACE PILES	7/8" Ø1200 BORED CAST IN PLACE PILES	7/8" Ø1200 BORED CAST IN PLACE PILES	1/4" / Ø900 BORED CAST IN PLACE PILES
TBC	TBC	TBC	TBC

SECTION A
SCALE 1:200

SUBJECT TO FINAL VERIFICATION AND APPROVAL

PRELIMINARY
NOT FOR CONSTRUCTION

Rev.	Date	Revision Details	Dwn	Ver.	App.	Drg. No.	Reference Drawing Title	Project	JILALAN RAIL YARD Coal Stream Upgrade Project ALL IN ASSOCIATION Project Drawing Number: SK-S-020-400-4014	Drawn	GDS	Date	RECOMMENDED	SECTION MANAGER	DATE	APPROVED AND ISSUE AUTHORIZED	DESIGNER NAME	DATE	JILALAN RAIL YARD UPGRADE PROJECT WAGON MAINTENANCE WILLY CREEK - OPTION 2	Scale 1:200 150	Sheet Size A1	OR DRAWING NUMBER ISSUE	QRDRG.No. P1	SHEET OF SHEETS
P1	30/10/21	PRELIMINARY ISSUE ISSUED 12/10/2021	GDS																					

[illegible]

SUBJECT TO FINAL VERIFICATION AND APPROVAL.

PRELIMINARY
NOT FOR CONSTRUCTION

Scale 1:200

Sheet Size

OR DRAWING NUMBER

	ISSUE	
--	-------	--

**JILALAN RAIL YARD
UPGRADE PROJECT
WAGON MAINTENANCE
ELIZABETH CREEK -OPA**




RECOMMENDED

SECTION MANAGER DATE

APPROVED AND ISSUE AUTHORIZED

LD	
Designed SAG	Date
Verified	Date
RPEQ	RPEQ No. Date

Project:  **JILALAN RAIL YARD
UPGRADE PROJECT**
Coal Stream
• ALLIANCE • JILALAN •
ACN XXXXXXXXXX
Project Drawing Number: **SK-S-020-400-4016**

AMENDMENT 00 NOT
ISSUED YET!! 00/00/00

