

APLNG Traffic Generation

Component	Gas Plant									
ID	GPF_COM_03a1									
Name	19_COM_03a									
Capacity	15000 m3									
Complete Construction Date	15/03/12									
Type	Upgrade existing									
Concrete Build Time (days)	274									
Component start of construction	19/02/2011									
Date component end of construction	19/03/12									
Camp Build Time (days)	90									
Date camp start of construction	19/02/2011									
Date camp end of construction	19/03/11									
Construction Staff	200									
Concrete Required (GPF)	3000 m3									
Access Road Length	0 m									
GAMP	Description	Vehicle Type	Beginning Date	Ending Date	Duration (Days)	Total Loads	Average T/ton per day	Delivery Frequency	Route Description	
Building - Materials	200 mobile homes - arrive	Articulated	3/03/2011	1/06/2011	90	200	4.44	0.45	Brisbane - GPF_COM_03a	
	100 mobile homes - depart	Rigid	1/03/2012	2/04/2012	30	100	3.33	1.00	Brisbane - GPF_COM_03a	
	Generators, Office and ancillary facilities arrive	Articulated	3/03/2011	1/06/2011	90	40	0.89	2.25	Brisbane - GPF_COM_03a	
	Articulating	Articulated	3/03/2011	1/06/2011	90	20	0.44	4.50	Brisbane - GPF_COM_03a	
	General materials	Articulated	3/03/2011	1/06/2011	90	6.67	0.15	13.50	Brisbane - GPF_COM_03a	
Building - Construction Machinery	Mobile crane - travel to site	Articulated	24/02/2011	3/03/2011	7	1	0.29	7.00	Brisbane - GPF_COM_03a	
	Concrete truck - travel to site	Rigid	3/03/2011	3/03/2011	1	68	1.33	1.60	Brisbane - GPF_COM_03a	
	Backhoe - travel to site	Articulated	24/02/2011	3/03/2011	7	1	0.29	7.00	Brisbane - GPF_COM_03a	
Access - Materials	Gravel truck	Road Truck	26/12/2010	24/02/2011	60	0	0.00	0.00	Roma - GPF_COM_03a	
	20 Blument	Rigid	24/02/2011	3/03/2011	7	0	0.00	0.00	Brisbane - GPF_COM_03a	
	2000truck	Rigid	24/02/2011	3/03/2011	7	0	0.00	0.00	Brisbane - GPF_COM_03a	
	2000 truck	Rigid	24/02/2011	3/03/2011	7	0	0.00	0.00	Brisbane - GPF_COM_03a	
Access - Construction Machinery	Viol Machinery - travel to site	Articulated	19/12/2010	26/12/2010	7	142	3.43	0.58	Brisbane - GPF_COM_03a	
	Water Truck	Rigid	19/12/2010	19/12/2010	1	1	1.00	0.50	Roma - GPF_COM_03a	
Start	90 gas plant construction staff									
	20 ppl per bus									
	2 week shift	Rigid	1/06/2011	1/03/2012	274	88.67	0.64	3.11	Romanai - GPF_COM_03a	
	90 gas plant construction staff									
	20 ppl per bus	Rigid	1/06/2011	1/03/2012	274	88.67	0.64	3.11	Romanai - GPF_COM_03a	
	2 week shift									
	20 gas plant construction staff									
	1 person per car	Light	1/06/2011	1/03/2012	274	391.43	2.86	0.70	Romanai - GPF_COM_03a	
	2 week shift									
	40 establishment staff									
20 ppl per bus	Light	19/12/2010	1/06/2011	164	23.43	0.29	7.00	Romanai - GPF_COM_03a		
	10 establishment staff									
	1 person per car	Light	19/12/2010	1/06/2011	164	117.14	1.43	1.40	Romanai - GPF_COM_03a	
	20k shift									
Potable Water	Water truck	Rigid	19/12/2010	1/06/2011	164	92.93	1.00	2.00	Roma - GPF_COM_03a	
	Water truck	Rigid	1/06/2011	1/03/2012	274	274.00	2.00	1.00	Roma - GPF_COM_03a	
	Water truck	Rigid	1/06/2011	1/03/2012	274	274.00	2.00	1.00	Roma - GPF_COM_03a	
	Water truck	Rigid	1/06/2011	1/03/2012	274	36.14	0.39	7.00	Roma - GPF_COM_03a	
Non-potable water	Water truck	Rigid	1/06/2011	1/03/2012	274	36.14	0.39	7.00	Roma - GPF_COM_03a	
Camp Construction	Fuel truck	Rigid	19/12/2010	1/06/2011	164	45.92	0.56	3.57	Roma - GPF_COM_03a	
	Fuel truck	Rigid	1/06/2011	1/03/2012	274	45.92	0.56	3.57	Roma - GPF_COM_03a	
	Fuel tanker	Road Truck	19/12/2010	1/03/2012	438	26.32	0.13	15.47	Brisbane - Roma	
	Solid waste truck per week during at construction	Articulated	3/03/2011	1/03/2012	364	52.00	0.29	7.00	Roma - GPF_COM_03a	
	Solid waste truck per week during at construction	Articulated	3/03/2011	1/03/2012	364	52.00	0.29	7.00	Roma - GPF_COM_03a	
Circumstances	90 gas plant construction staff									
	20 ppl per bus									
	2 week shift	Rigid	19/12/2010	1/06/2011	164	4.52	0.06	33.33	Gladesville - GPF_COM_03a	
	90 gas plant construction staff									
	20 ppl per bus	Rigid	19/12/2010	1/06/2011	164	4.52	0.06	33.33	Gladesville - GPF_COM_03a	
	2 week shift									
	20 gas plant construction staff									
	1 person per car	Rigid	1/06/2011	1/03/2012	274	52.08	0.29	8.33	Brisbane - GPF_COM_03a	
	2 week shift									
	40 establishment staff									
20 ppl per bus	Rigid	19/12/2010	1/06/2011	164	4.52	0.06	33.33	Gladesville - GPF_COM_03a		
	10 establishment staff									
	1 person per car	Rigid	1/06/2011	1/03/2012	274	32.88	0.24	8.33	Brisbane - GPF_COM_03a	
Other	No other									

Component

Water Treatment Facilities

WTF ID	WTF NAME
WTF ID	46
Online 1 - Begin Construction	05/1/1900
Online 1 - Completion Date	05/1/1900
Online 1 - Capacity	0
Online 1 - Staff	0
Online 1 - Build Time	0
Online 2 - Begin Construction	05/1/1900
Online 2 - Completion Date	05/1/1900
Online 2 - Capacity	0
Online 2 - Staff	0
Online 2 - Build Time	0
Online 3 - Begin Construction	05/1/1900
Online 3 - Completion Date	05/1/1900
Online 3 - Capacity	0
Online 3 - Staff	0
Online 3 - Build Time	0
Online 4 - Begin Construction	05/1/1900
Online 4 - Completion Date	05/1/1900
Online 4 - Capacity	0
Online 4 - Staff	0
Online 4 - Build Time	0

CAMP	Description	Vehicle Type	Beginning Date	Ending Date	Duration (Days)	Total Loads	Average Trips per day	Delivery Frequency	Route Description
Online 2									
Building - Materials	3 mobile homes - arrive	Articulated	05/1/1900	05/1/1900	28	0	0.00	0.00	Brisbane - GPF_COM_53a
	3 mobile homes - depart	Articulated	05/1/1900	05/1/1900	28	0	0.00	0.00	Roma - GPF_COM_53a
	General materials	Articulated	05/1/1900	05/1/1900	28	0.00	0.00	0.00	Brisbane - GPF_COM_53a
Building - Construction Machinery	Mobile cranes - travel to site	Articulated	05/1/1900	05/1/1900	7	0	0.00	0.00	Brisbane - GPF_COM_53a
	Concrete truck	Rigid	05/1/1900	05/1/1900	28	0	0.00	0.00	Roma - GPF_COM_53a
	Backhoe - travel to site	Articulated	05/1/1900	05/1/1900	7	0	0.00	0.00	Brisbane - GPF_COM_53a
Staff	20 WFF construction staff								
	20 ppl per bus								
	2 week shift								
	10 establishment staff								
	1 person per car	Light	05/1/1900	05/1/1900	0	0.00	0.00	0.00	Roma - GPF_COM_53a
	24k shift								
	40 establishment staff								
	20ppl per bus								
	24k shift	Rigid	05/1/1900	05/1/1900	0	0.00	0.00	0.00	Roma - GPF_COM_53a
	10 establishment staff								
	1 person per car	Light	05/1/1900	05/1/1900	0	0.00	0.00	0.00	Roma - GPF_COM_53a
	24k shift								
Portable Water									
Construction	Water truck	Rigid	05/1/1900	05/1/1900	0	0.00	0.00	0.00	Roma - GPF_COM_53a
Operation	Water truck	Rigid	05/1/1900	05/1/1900	0.00	0.00	0.00	0.00	Roma - GPF_COM_53a
Operation	Water truck	Rigid	05/1/1900	05/1/1900	0.00	0.00	0.00	0.00	Roma - GPF_COM_53a
Commutables									
Camp Construction	Food truck	Rigid	05/1/1900	05/1/1900	0	0	0.00	0.00	Brisbane - GPF_COM_53a
Camp Operation	Food truck	Rigid	05/1/1900	05/1/1900	0.00	0.00	0.00	0.00	Brisbane - GPF_COM_53a
Other	Nil other								

CAMP	Description	Vehicle Type	Beginning Date	Ending Date	Duration (Days)	Total Loads	Average Trips per day	Delivery Frequency	Route Description
Online 2									
Building - Materials	3 mobile homes - arrive	Articulated	05/1/1900	05/1/1900	28	0	0.00	0.00	Brisbane - GPF_COM_53a
	3 mobile homes - depart	Articulated	05/1/1900	05/1/1900	28	0	0.00	0.00	Roma - GPF_COM_53a
	General materials	Articulated	05/1/1900	05/1/1900	28	0.00	0.00	0.00	Brisbane - GPF_COM_53a
Building - Construction Machinery	Mobile cranes - travel to site	Articulated	05/1/1900	05/1/1900	7	0	0.00	0.00	Brisbane - GPF_COM_53a
	Concrete truck	Rigid	05/1/1900	05/1/1900	28	0	0.00	0.00	Roma - GPF_COM_53a
	Backhoe - travel to site	Articulated	05/1/1900	05/1/1900	7	0	0.00	0.00	Brisbane - GPF_COM_53a
Staff	20 WFF construction staff								
	20 ppl per bus								
	2 week shift								
	10 establishment staff								
	1 person per car	Light	05/1/1900	05/1/1900	0	0.00	0.00	0.00	Roma - GPF_COM_53a
	24k shift								
	40 establishment staff								
	20ppl per bus								
	24k shift	Rigid	05/1/1900	05/1/1900	0	0.00	0.00	0.00	Roma - GPF_COM_53a
	10 establishment staff								
	1 person per car	Light	05/1/1900	05/1/1900	0	0.00	0.00	0.00	Roma - GPF_COM_53a
	24k shift								
Portable Water									
Construction	Water truck	Rigid	05/1/1900	05/1/1900	0	0.00	0.00	0.00	Roma - GPF_COM_53a
Operation	Water truck	Rigid	05/1/1900	05/1/1900	0.00	0.00	0.00	0.00	Roma - GPF_COM_53a
Operation	Water truck	Rigid	05/1/1900	05/1/1900	0.00	0.00	0.00	0.00	Roma - GPF_COM_53a
Commutables									
Camp Construction	Food truck	Rigid	05/1/1900	05/1/1900	0	0	0.00	0.00	Brisbane - GPF_COM_53a
Camp Operation	Food truck	Rigid	05/1/1900	05/1/1900	0.00	0.00	0.00	0.00	Brisbane - GPF_COM_53a
Other	Nil other								

CAMP	Description	Vehicle Type	Beginning Date	Ending Date	Duration (Days)	Total Loads	Average Trips per day	Delivery Frequency	Route Description
Online 2									
Building - Materials	3 mobile homes - arrive	Articulated	05/1/1900	05/1/1900	28	0	0.00	0.00	Brisbane - GPF_COM_53a
	3 mobile homes - depart	Articulated	05/1/1900	05/1/1900	28	0	0.00	0.00	Roma - GPF_COM_53a
	General materials	Articulated	05/1/1900	05/1/1900	28	0.00	0.00	0.00	Brisbane - GPF_COM_53a
Building - Construction Machinery	Mobile cranes - travel to site	Articulated	05/1/1900	05/1/1900	7	0	0.00	0.00	Brisbane - GPF_COM_53a
	Concrete truck	Rigid	05/1/1900	05/1/1900	28	0	0.00	0.00	Roma - GPF_COM_53a
	Backhoe - travel to site	Articulated	05/1/1900	05/1/1900	7	0	0.00	0.00	Brisbane - GPF_COM_53a
Staff	20 WFF construction staff								
	20 ppl per bus								
	2 week shift								
	10 establishment staff								
	1 person per car	Light	05/1/1900	05/1/1900	0	0.00	0.00	0.00	Roma - GPF_COM_53a
	24k shift								
	40 establishment staff								
	20ppl per bus								
	24k shift	Rigid	05/1/1900	05/1/1900	0	0.00	0.00	0.00	Roma - GPF_COM_53a
	10 establishment staff								
	1 person per car	Light	05/1/1900	05/1/1900	0	0.00	0.00	0.00	Roma - GPF_COM_53a
	24k shift								
Portable Water									
Construction	Water truck	Rigid	05/1/1900	05/1/1900	0	0.00	0.00	0.00	Roma - GPF_COM_53a
Operation	Water truck	Rigid	05/1/1900	05/1/1900	0.00	0.00	0.00	0.00	Roma - GPF_COM_53a
Operation	Water truck	Rigid	05/1/1900	05/1/1900	0.00	0.00	0.00	0.00	Roma - GPF_COM_53a
Commutables									
Camp Construction	Food truck	Rigid	05/1/1900	05/1/1900	0	0	0.00	0.00	Brisbane - GPF_COM_53a
Camp Operation	Food truck	Rigid	05/1/1900	05/1/1900	0.00	0.00	0.00	0.00	Brisbane - GPF_COM_53a
Other	Nil other								

CAMP	Description	Vehicle Type	Beginning Date	Ending Date	Duration (Days)	Total Loads	Average Trips per day	Delivery Frequency	Route Description
Online 4									
Building - Materials	3 mobile homes - arrive	Articulated	05/1/1900	05/1/1900	28	0	0.00	0.00	Brisbane - GPF_COM_53a
	3 mobile homes - depart	Articulated	05/1/1900	05/1/1900	14	0	0.00	0.00	Roma - GPF_COM_53a
	General materials	Articulated	05/1/1900	05/1/1900	28	0.00	0.00	0.00	Brisbane - GPF_COM_53a
Building - Construction Machinery	Mobile cranes - travel to site	Articulated	05/1/1900	05/1/1900	7	0	0.00	0.00	Brisbane - GPF_COM_53a
	Concrete truck	Rigid	05/1/1900	05/1/1900	28	0	0.00	0.00	Roma - GPF_COM_53a
	Backhoe - travel to site	Articulated	05/1/1900	05/1/1900	7	0	0.00	0.00	Brisbane - GPF_COM_53a
Staff	20 WFF construction staff								
	20 ppl per bus								
	2 week shift								
	10 establishment staff								
	1 person per car	Light	05/1/1900	05/1/1900	0	0.00	0.00	0.00	Roma - GPF_COM_53a
	24k shift								
	40 establishment staff								
	20ppl per bus								
	24k shift	Rigid	05/1/1900	05/1/1900	0	0.00	0.00	0.00	Roma - GPF_COM_53a
	10 establishment staff								
	1 person per car	Light	05/1/1900	05/1/1900	0	0.00	0.00	0.00	Roma - GPF_COM_53a
	24k shift								
Portable Water									
Construction	Water truck	Rigid	05/1/1900	05/1/1900	0	0.00	0.00	0.00	Roma - GPF_COM_53a
Operation	Water truck	Rigid	05/1/1900	05/1/1900	0.00	0.00	0.00	0.00	Roma - GPF_COM_53a
Operation	Water truck	Rigid	05/1/1900	05/1/1900	0.00	0.00	0.00	0.00	Roma - GPF_COM_53a
Commutables									
Camp Construction	Food truck	Rigid	05/1/1900	05/1/1900	0	0	0.00	0.00	Brisbane - GPF_COM_53a
Camp Operation	Food truck	Rigid	05/1/1900	05/1/1900	0.00	0.00	0.00	0.00	Brisbane - GPF_COM_53a
Other	Nil other								

WTF CONSTRUCTION Outline 2	Description	Vehicle Type	Beginning Date	Ending Date	Duration (Days)	Total Loads	Average Trips per day	Delivery Frequency	Route Description
Building - Materials	Construction materials Ex Gladstone	Road Train	01/1/1950	01/1/1950	0	0	0.00	0.00	Gladstone - GPF_COM_53a
	Construction materials Ex Brisbane	Road Train	01/1/1950	01/1/1950	0	0	0.00	0.00	Brisbane - GPF_COM_53a
	RG Units transport	Overseas	01/1/1950	01/1/1950	0	0	0.00	0.00	Brisbane - GPF_COM_53a
	Gravel truck	Road Train	01/1/1950	01/1/1950	0	0	0.00	0.00	Roma - GPF_COM_53a
Building - Construction Machinery	WTF construction machinery	Articulated	01/1/1950	01/1/1950	7	0	0.00	0.00	Brisbane - GPF_COM_53a
	Concrete truck	Rigid	01/1/1950	01/1/1950	0	0	0.00	0.00	Roma - GPF_COM_53a
Access to WTF/Camp	Gravel truck	Road Train	01/1/1950	01/1/1950	30	0	0.00	0.00	Roma - GPF_COM_53a
Access - Construction Machinery	All access machinery already on site. No additional movement on public roads								
Staff	Staff travel daily to site from camp within internal constructed roads. No additional travel on public roads								
Potable Water	Potable water taken to site from camp. No additional movement on public roads								
Non-potable water	Water truck	Rigid	01/1/1950	01/1/1950	0	0.00	0.00	0.00	Roma - GPF_COM_53a
Fuel	Fuel truck	Rigid	01/1/1950	01/1/1950	0	0.00	0.00	0.00	Roma - GPF_COM_53a
	Fuel tanker	Road Train	01/1/1950	01/1/1950	0	0.00	0.00	0.00	Brisbane - Roma
Waste	Solid waste disposal	Articulated	01/1/1950	01/1/1950	0	0.00	0.00	0.00	Roma - GPF_COM_53a
	Liquid waste disposal	Articulated	01/1/1950	01/1/1950	0	0.00	0.00	0.00	Roma - GPF_COM_53a
Consumables	No consumables								
Other	No other								

WTF CONSTRUCTION Outline 2	Description	Vehicle Type	Beginning Date	Ending Date	Duration (Days)	Total Loads	Average Trips per day	Delivery Frequency	Route Description
Building - Materials	Construction materials Ex Gladstone	Road Train	01/1/1950	01/1/1950	0	0	0.00	0.00	Gladstone - GPF_COM_53a
	Construction materials Ex Brisbane	Road Train	01/1/1950	01/1/1950	0	0	0.00	0.00	Brisbane - GPF_COM_53a
	RG Units transport	Overseas	01/1/1950	01/1/1950	0	0	0.00	0.00	Brisbane - GPF_COM_53a
	Gravel truck	Road Train	01/1/1950	01/1/1950	0	0	0.00	0.00	Roma - GPF_COM_53a
Building - Construction Machinery	WTF construction machinery	Articulated	01/1/1950	01/1/1950	7	0	0.00	0.00	Brisbane - GPF_COM_53a
	Concrete truck	Rigid	01/1/1950	01/1/1950	0	0	0.00	0.00	Roma - GPF_COM_53a
Access to WTF/Camp	Gravel truck	Road Train	01/1/1950	01/1/1950	30	0	0.00	0.00	Roma - GPF_COM_53a
Access - Construction Machinery	All access machinery already on site. No additional movement on public roads								
Staff	Staff travel daily to site from camp within internal constructed roads. No additional travel on public roads								
Potable Water	Potable water taken to site from camp. No additional movement on public roads								
Non-potable water	Water truck	Rigid	01/1/1950	01/1/1950	0	0.00	0.00	0.00	Roma - GPF_COM_53a
Fuel	Fuel truck	Rigid	01/1/1950	01/1/1950	0	0.00	0.00	0.00	Roma - GPF_COM_53a
	Fuel tanker	Road Train	01/1/1950	01/1/1950	0	0.00	0.00	0.00	Brisbane - Roma
Waste	Solid waste disposal	Articulated	01/1/1950	01/1/1950	0	0.00	0.00	0.00	Roma - GPF_COM_53a
	Liquid waste disposal	Articulated	01/1/1950	01/1/1950	0	0.00	0.00	0.00	Roma - GPF_COM_53a
Consumables	No consumables								
Other	No other								

WTF CONSTRUCTION Outline 2	Description	Vehicle Type	Beginning Date	Ending Date	Duration (Days)	Total Loads	Average Trips per day	Delivery Frequency	Route Description
Building - Materials	Construction materials Ex Gladstone	Road Train	01/1/1950	01/1/1950	0	0	0.00	0.00	Gladstone - GPF_COM_53a
	Construction materials Ex Brisbane	Road Train	01/1/1950	01/1/1950	0	0	0.00	0.00	Brisbane - GPF_COM_53a
	RG Units transport	Overseas	01/1/1950	01/1/1950	0	0	0.00	0.00	Brisbane - GPF_COM_53a
	Gravel truck	Road Train	01/1/1950	01/1/1950	0	0	0.00	0.00	Roma - GPF_COM_53a
Building - Construction Machinery	WTF construction machinery	Articulated	01/1/1950	01/1/1950	7	0	0.00	0.00	Brisbane - GPF_COM_53a
	Concrete truck	Rigid	01/1/1950	01/1/1950	0	0	0.00	0.00	Roma - GPF_COM_53a
Access to WTF/Camp	Gravel truck	Road Train	01/1/1950	01/1/1950	30	0	0.00	0.00	Roma - GPF_COM_53a
Access - Construction Machinery	All access machinery already on site. No additional movement on public roads								
Staff	Staff travel daily to site from camp within internal constructed roads. No additional travel on public roads								
Potable Water	Potable water taken to site from camp. No additional movement on public roads								
Non-potable water	Water truck	Rigid	01/1/1950	01/1/1950	0	0.00	0.00	0.00	Roma - GPF_COM_53a
Fuel	Fuel truck	Rigid	01/1/1950	01/1/1950	0	0.00	0.00	0.00	Roma - GPF_COM_53a
	Fuel tanker	Road Train	01/1/1950	01/1/1950	0	0.00	0.00	0.00	Brisbane - Roma
Waste	Solid waste disposal	Articulated	01/1/1950	01/1/1950	0	0.00	0.00	0.00	Roma - GPF_COM_53a
	Liquid waste disposal	Articulated	01/1/1950	01/1/1950	0	0.00	0.00	0.00	Roma - GPF_COM_53a
Consumables	No consumables								
Other	No other								

WTF CONSTRUCTION Outline 2	Description	Vehicle Type	Beginning Date	Ending Date	Duration (Days)	Total Loads	Average Trips per day	Delivery Frequency	Route Description
Building - Materials	Construction materials Ex Gladstone	Road Train	01/1/1950	01/1/1950	0	0	0.00	0.00	Gladstone - GPF_COM_53a
	Construction materials Ex Brisbane	Road Train	01/1/1950	01/1/1950	0	0	0.00	0.00	Brisbane - GPF_COM_53a
	RG Units transport	Overseas	01/1/1950	01/1/1950	0	0	0.00	0.00	Brisbane - GPF_COM_53a
	Gravel truck	Road Train	01/1/1950	01/1/1950	0	0	0.00	0.00	Roma - GPF_COM_53a
Building - Construction Machinery	WTF construction machinery	Articulated	01/1/1950	01/1/1950	7	0	0.00	0.00	Brisbane - GPF_COM_53a
	Concrete truck	Rigid	01/1/1950	01/1/1950	0	0	0.00	0.00	Roma - GPF_COM_53a
Access to WTF/Camp	Gravel truck	Road Train	01/1/1950	01/1/1950	30	0	0.00	0.00	Roma - GPF_COM_53a
Access - Construction Machinery	All access machinery already on site. No additional movement on public roads								
Staff	Staff travel daily to site from camp within internal constructed roads. No additional travel on public roads								
Potable Water	Potable water taken to site from camp. No additional movement on public roads								
Non-potable water	Water truck	Rigid	01/1/1950	01/1/1950	0	0.00	0.00	0.00	Roma - GPF_COM_53a
Fuel	Fuel truck	Rigid	01/1/1950	01/1/1950	0	0.00	0.00	0.00	Roma - GPF_COM_53a
	Fuel tanker	Road Train	01/1/1950	01/1/1950	0	0.00	0.00	0.00	Brisbane - Roma
Waste	Solid waste disposal	Articulated	01/1/1950	01/1/1950	0	0.00	0.00	0.00	Roma - GPF_COM_53a
	Liquid waste disposal	Articulated	01/1/1950	01/1/1950	0	0.00	0.00	0.00	Roma - GPF_COM_53a
Consumables	No consumables								
Other	No other								

WTF OPERATION	Description	Vehicle Type	Beginning Date	Ending Date	Duration (Days)	Total Loads	Average Trips per day	Delivery Frequency	Route Description
Maintenance Vehicles	Maintenance trucks	Articulated	01/1/1950	18/12/1949	18250	0.00	0.00	0.00	Roma - GPF_COM_53a
Maintenance Equipment	No maintenance equipment								
Staff	2 WTF operation staff 20 ppl per bus 2 week shift	Rigid	01/1/1950	18/12/1949	18250	0.00	0.00	0.00	Roma - GPF_COM_53a
	10 WTF operation staff 1 ppl per car 2 week shift	Light	01/1/1950	18/12/1949	18250	0.00	0.00	0.00	Roma - GPF_COM_53a
Potable Water	Water truck	Rigid	01/1/1950	18/12/1949	18250	0.00	0.00	0.00	Roma - GPF_COM_53a
Non-potable water	Non-potable water to be available locally (drill water). No transport on public roads								
Fuel	Fuel truck	Rigid	01/1/1950	18/12/1949	18250	0.00	0.00	0.00	Roma - GPF_COM_53a
	Fuel tanker	Road Train	01/1/1950	18/12/1949	18250	0.00	0.00	0.00	Brisbane - Roma
Waste	Solid waste disposal	Articulated	01/1/1950	18/12/1949	18250	0.00	0.00	0.00	Roma - GPF_COM_53a
Consumables	Food truck	Rigid	01/1/1950	18/12/1949	18250	0	0.00	0.00	Roma - GPF_COM_53a
Other									

Traffic Summary - Major Items	Vehicle	Capacity	No. Loads	Quantity					GPF_COM_53a
	Fuel truck	15000	258	3,867,586 L					
	Fuel tanker	34000	114	3,867,586 L					
	Concrete truck	7.4	658	5,782 m³					
	Water truck	20000	900	131,765,541 L					
	Food truck	5000	160	3,617,780 kg					
	Gravel truck	40	2225	89,000 m³					
	Total movements of all vehicles on public roads	14,913							
	Total trips of all vehicles on public roads	29,827							
	Total Distance Travelled	6,026,899	UKT						
	Average Load	0.642	L/m						
	Average Trip Distance	202.1	km						

APLNG Traffic Generation

Component

Gas Plant

ID	GPF_COM_03a8
Name	GPF_COM_03a
Capacity	75
Complete Construction Date	1/11/2012
Type	Upgrade existing
Component Build Time (days)	274
Date component start of construction	1/02/2012
Date component end of construction	1/11/2012
Camp Build Time (days)	90
Date camp start of construction	3/11/2011
Date camp end of construction	1/02/2012
Construction start	200
Concrete Required (GPF)	
Access Road Length	3000 m

CAMP	Description	Vehicle Type	Beginning Date	Ending Date	Duration (Days)	Total Loads	Average Trips per day	Delivery Frequency	Route Description
Building - Materials	200 mobile homes - arrive	Articulated	3/11/2011	1/02/2012	90	200	4.44	0.45	Brisbane - GPF_COM_03a
	150 mobile homes - depart	Articulated	1/11/2012	3/11/2012	80	150	3.68	0.46	Roma - GPF_COM_03a
	Mech. Office and ancillary facilities arrive	Articulated	3/11/2011	1/02/2012	90	40	0.89	0.25	Brisbane - GPF_COM_03a
	Landscaping	Articulated	3/11/2011	1/02/2012	90	20	0.44	0.50	Brisbane - GPF_COM_03a
	General materials	Articulated	3/11/2011	1/02/2012	90	6.87	0.15	11.50	Brisbane - GPF_COM_03a
Building - Construction Machinery	Mobile cranes - travel to site	Articulated	27/10/2011	3/11/2011	7	1	0.29	7.00	Brisbane - GPF_COM_03a
	Concrete truck	Rigid	3/11/2011	1/02/2012	90	68	1.50	1.33	Roma - GPF_COM_03a
	Batching - travel to site	Articulated	27/10/2011	3/11/2011	7	1	0.29	7.00	Brisbane - GPF_COM_03a
Access - Materials	Gravel truck	Road Train	28/08/2011	27/10/2011	69	0	0.00	0.00	Roma - GPF_COM_03a
	2000 truck	Rigid	27/10/2011	3/11/2011	7	0	0.00	0.00	Brisbane - GPF_COM_03a
	2nd stone 2000 truck	Articulated	27/10/2011	3/11/2011	7	0	0.00	0.00	Roma - GPF_COM_03a
Access - Construction Machinery	Crane Machinery - travel to site	Articulated	21/08/2011	28/08/2011	7	12	3.43	0.58	Brisbane - GPF_COM_03a
	Water Truck	Rigid	21/08/2011	3/11/2011	74	148.00	4.90	0.50	Roma - GPF_COM_03a
Staff	80 gas plant construction staff								
	20 per per bus								
	2 week shift								
	80 gas plant construction staff								
	20 per per bus								
	2 week shift								
	40 establishment staff								
Potable Water	Water truck	Rigid	21/08/2011	1/02/2012	164	82.00	1.00	2.00	Roma - GPF_COM_03a
	Water truck	Rigid	1/02/2012	1/11/2012	274	274.00	2.00	1.00	Roma - GPF_COM_03a
	Water truck	Rigid	1/02/2012	1/11/2012	274	274.00	2.00	1.00	Roma - GPF_COM_03a
	Non-potable water	Rigid	1/02/2012	1/11/2012	274	39.14	0.29	7.00	Roma - GPF_COM_03a
	Fuel	Rigid	21/08/2011	1/02/2012	164	45.92	0.58	3.57	Roma - GPF_COM_03a
	Fuel truck	Rigid	1/02/2012	1/11/2012	274	18.27	0.15	15.00	Roma - GPF_COM_03a
	Fuel tanker	Road Train	21/08/2011	1/11/2012	438	28.32	0.13	15.47	Brisbane - Roma
Waste	Solid waste truck per week during all construction	Articulated	3/11/2011	1/11/2012	364	52.00	0.29	7.00	Roma - GPF_COM_03a
	Liquid waste truck per week during all construction	Articulated	3/11/2011	1/11/2012	364	52.00	0.29	7.00	Roma - GPF_COM_03a
Consumables	Food truck	Rigid	21/08/2011	1/02/2012	164	4.92	0.06	33.33	Gladstone - GPF_COM_03a
	Food truck	Rigid	21/08/2011	1/02/2012	164	4.92	0.06	33.33	Brisbane - GPF_COM_03a
	Food truck	Rigid	1/02/2012	1/11/2012	274	32.88	0.24	8.33	Gladstone - GPF_COM_03a
	Food truck	Rigid	1/02/2012	1/11/2012	274	32.88	0.24	8.33	Brisbane - GPF_COM_03a
Other	Nil other								

GPF CONSTRUCTION	Description	Vehicle Type	Beginning Date	Ending Date	Duration (Days)	Total Loads	Average Trips per day	Delivery Frequency	Route Description
Building - Materials	Construction materials Ex Gladstone	Road Train	1/02/2012	1/11/2012	274	30	0.23	0.13	Gladstone - GPF_COM_03a
	Construction materials Ex Brisbane	Road Train	1/02/2012	1/11/2012	274	30	0.22	8.13	Brisbane - GPF_COM_03a
	10 x compressors (ex Brisbane)	Overseas	1/02/2012	1/11/2012	274	20	0.15	15.70	Brisbane - GPF_COM_03a
	2 x Dehydration & Power package (ex Brisbane)	Overseas	1/02/2012	1/11/2012	274	4	0.03	68.50	Brisbane - GPF_COM_03a
	Gravel truck	Road Train	1/02/2012	1/11/2012	274	2000	14.60	0.14	Roma - GPF_COM_03a
Building - Construction Machinery	GPF construction machinery	Articulated	20/01/2012	1/02/2012	7	6	1.71	1.17	Brisbane - GPF_COM_03a
	Concrete truck	Rigid	1/02/2012	1/11/2012	274	405	2.96	0.68	Roma - GPF_COM_03a
Access to GPF/Camp	Gravel truck	Road Train	28/11/2011	20/01/2012	60	225	7.50	0.27	Roma - GPF_COM_03a
Access - Construction Machinery	All access machinery already on site. No additional movement on public roads								
Staff	Staff travel daily to site from camp within internal constructed roads. No additional travel on public roads								
Potable Water	Potable water taken to site from camp. No additional movement on public roads								
Non-potable water	Water truck	Rigid	1/02/2012	1/11/2012	274	39.14	0.29	7.00	Roma - GPF_COM_03a
Fuel	Fuel truck	Rigid	1/02/2012	1/11/2012	274	42.13	0.29	8.52	Roma - GPF_COM_03a
	Fuel tanker	Road Train	1/02/2012	1/11/2012	274	17.70	0.13	15.40	Brisbane - Roma
Waste	Solid waste disposal	Articulated	1/02/2012	1/11/2012	274	39.14	0.29	7.00	Roma - GPF_COM_03a
	Liquid waste disposal	Articulated	1/02/2012	1/11/2012	274	39.14	0.29	7.00	Roma - GPF_COM_03a
Consumables	Nil consumables								
Other	Nil other								

GPF OPERATION	Description	Vehicle Type	Beginning Date	Ending Date	Duration (Days)	Total Loads	Average Trips per day	Delivery Frequency	Route Description
Maintenance Vehicles	Maintenance trucks	Articulated	1/11/2012	20/10/2062	18250	0.00	0.00	0.00	Roma - GPF_COM_03a
Maintenance Equipment	Nil maintenance equipment								
Staff	80 gas plant operation staff								
	20 per per bus								
	2 week shift								
	10 gas plant operation staff								
Potable Water	Water truck	Rigid	1/11/2012	20/10/2062	18250	0.00	0.00	0.00	Roma - GPF_COM_03a
	Water truck	Rigid	1/11/2012	20/10/2062	18250	7300.00	0.80	3.58	Roma - GPF_COM_03a
	Non-potable water to be available locally (BRI water) No transport on public roads								
Fuel	Fuel truck	Rigid	1/11/2012	20/10/2062	18250	178.81	0.02	106.00	Roma - GPF_COM_03a
	Fuel tanker	Road Train	1/11/2012	20/10/2062	18250	76.88	0.01	238.00	Brisbane - Roma
Waste	Solid waste disposal	Articulated	1/11/2012	20/10/2062	18250	3607.14	0.29	7.00	Roma - GPF_COM_03a
Consumables	Food truck	Rigid	1/11/2012	20/10/2062	18250	438	0.05	41.67	Brisbane - GPF_COM_03a
	Food truck	Rigid	1/11/2012	20/10/2062	18250	438	0.05	41.67	Gladstone - GPF_COM_03a
Other									

Component

Water Treatment Facilities

WTF ID	GPF COM 03a
Online 1 - Begin Construction	001/1900
Online 1 - Completion Date	001/1900
Online 1 - Capacity	0
Online 1 - Staff	0
Online 1 - Build Time	0
Online 2 - Begin Construction	001/1900
Online 2 - Completion Date	001/1900
Online 2 - Capacity	0
Online 2 - Staff	0
Online 2 - Build Time	0
Online 3 - Begin Construction	001/1900
Online 3 - Completion Date	001/1900
Online 3 - Capacity	0
Online 3 - Staff	0
Online 3 - Build Time	0
Online 4 - Begin Construction	001/1900
Online 4 - Completion Date	001/1900
Online 4 - Capacity	0
Online 4 - Staff	0
Online 4 - Build Time	0

CAMP	Description	Vehicle Type	Beginning Date	Ending Date	Duration (Days)	Total Loads	Average Trips per day	Delivery Frequency	Route Description
Building - Materials	- 0 mobile homes - arrive	Articulated	0/01/1900	0/01/1900	28	0	0.00	0.00	Brisbane - GPFF_COM_03a
	- 0 mobile homes - depart	Articulated	0/01/1900	0/01/1900	28	0	0.00	0.00	Roma - GPFF_COM_03a
	General materials	Articulated	0/01/1900	0/01/1900	28	0.00	0.00	0.00	Brisbane - GPFF_COM_03a
Building - Construction Machinery	Mobile cranes - travel to site	Articulated	0/01/1900	0/01/1900	7	0	0.00	0.00	Brisbane - GPFF_COM_03a
	Concrete truck	Rigid	0/01/1900	0/01/1900	28	0	0.00	0.00	Roma - GPFF_COM_03a
	Backhoe - travel to site	Articulated	0/01/1900	0/01/1900	7	0	0.00	0.00	Brisbane - GPFF_COM_03a
Staff	20 WTF construction staff	Rigid	0/01/1900	0/01/1900	0	0.00	0.00	0.00	Romeau - GPFF_COM_03a
	25 ppl per bus								
	2 week shift	Light	0/01/1900	0/01/1900	0	0.00	0.00	0.00	Romeau - GPFF_COM_03a
	10 establishment staff								
	1 person per car	Rigid	0/01/1900	0/01/1900	0	0.00	0.00	0.00	Romeau - GPFF_COM_03a
	40 establishment staff								
Portable Water	20 ppl per bus	Rigid	0/01/1900	0/01/1900	0	0.00	0.00	0.00	Romeau - GPFF_COM_03a
	25 ppl per bus								
	24k shift	Light	0/01/1900	0/01/1900	0	0.00	0.00	0.00	Romeau - GPFF_COM_03a
Construction	Water truck	Rigid	0/01/1900	0/01/1900	0	0.00	0.00	0.00	Roma - GPFF_COM_03a
	Water truck	Rigid	0/01/1900	0/01/1900	0.00	0.00	0.00	0.00	Roma - GPFF_COM_03a
	Water truck	Rigid	0/01/1900	0/01/1900	0.00	0.00	0.00	0.00	Roma - GPFF_COM_03a
Consumables	Food truck	Rigid	0/01/1900	0/01/1900	0	0	0.00	0.00	Brisbane - GPFF_COM_03a
	Food truck	Rigid	0/01/1900	0/01/1900	0.00	0.00	0.00	0.00	Brisbane - GPFF_COM_03a
	Other								

CAMP	Description	Vehicle Type	Beginning Date	Ending Date	Duration (Days)	Total Loads	Average Trips per day	Delivery Frequency	Route Description
Building - Materials	- 0 mobile homes - arrive	Articulated	0/01/1900	0/01/1900	28	0	0.00	0.00	Brisbane - GPFF_COM_03a
	- 0 mobile homes - depart	Articulated	0/01/1900	0/01/1900	14	0	0.00	0.00	Roma - GPFF_COM_03a
	General materials	Articulated	0/01/1900	0/01/1900	28	0.00	0.00	0.00	Brisbane - GPFF_COM_03a
Building - Construction Machinery	Mobile cranes - travel to site	Articulated	0/01/1900	0/01/1900	7	0	0.00	0.00	Brisbane - GPFF_COM_03a
	Concrete truck	Rigid	0/01/1900	0/01/1900	28	0	0.00	0.00	Roma - GPFF_COM_03a
	Backhoe - travel to site	Articulated	0/01/1900	0/01/1900	7	0	0.00	0.00	Brisbane - GPFF_COM_03a
Staff	20 WTF construction staff	Rigid	0/01/1900	0/01/1900	0	0.00	0.00	0.00	Romeau - GPFF_COM_03a
	25 ppl per bus								
	2 week shift	Light	0/01/1900	0/01/1900	0	0.00	0.00	0.00	Romeau - GPFF_COM_03a
	10 establishment staff								
	1 person per car	Rigid	0/01/1900	0/01/1900	0	0.00	0.00	0.00	Romeau - GPFF_COM_03a
	40 establishment staff								
Portable Water	20 ppl per bus	Rigid	0/01/1900	0/01/1900	0	0.00	0.00	0.00	Romeau - GPFF_COM_03a
	25 ppl per bus								
	24k shift	Light	0/01/1900	0/01/1900	0	0.00	0.00	0.00	Romeau - GPFF_COM_03a
Construction	Water truck	Rigid	0/01/1900	0/01/1900	0	0.00	0.00	0.00	Roma - GPFF_COM_03a
	Water truck	Rigid	0/01/1900	0/01/1900	0.00	0.00	0.00	0.00	Roma - GPFF_COM_03a
	Water truck	Rigid	0/01/1900	0/01/1900	0.00	0.00	0.00	0.00	Roma - GPFF_COM_03a
Consumables	Food truck	Rigid	0/01/1900	0/01/1900	0	0	0.00	0.00	Brisbane - GPFF_COM_03a
	Food truck	Rigid	0/01/1900	0/01/1900	0.00	0.00	0.00	0.00	Brisbane - GPFF_COM_03a
	Other								

CAMP	Description	Vehicle Type	Beginning Date	Ending Date	Duration (Days)	Total Loads	Average Trips per day	Delivery Frequency	Route Description
Building - Materials	- 0 mobile homes - arrive	Articulated	0/01/1900	0/01/1900	28	0	0.00	0.00	Brisbane - GPFF_COM_03a
	- 0 mobile homes - depart	Articulated	0/01/1900	0/01/1900	14	0	0.00	0.00	Roma - GPFF_COM_03a
	General materials	Articulated	0/01/1900	0/01/1900	28	0.00	0.00	0.00	Brisbane - GPFF_COM_03a
Building - Construction Machinery	Mobile cranes - travel to site	Articulated	0/01/1900	0/01/1900	7	0	0.00	0.00	Brisbane - GPFF_COM_03a
	Concrete truck	Rigid	0/01/1900	0/01/1900	28	0	0.00	0.00	Roma - GPFF_COM_03a
	Backhoe - travel to site	Articulated	0/01/1900	0/01/1900	7	0	0.00	0.00	Brisbane - GPFF_COM_03a
Staff	20 WTF construction staff	Rigid	0/01/1900	0/01/1900	0	0.00	0.00	0.00	Romeau - GPFF_COM_03a
	25 ppl per bus								
	2 week shift	Light	0/01/1900	0/01/1900	0	0.00	0.00	0.00	Romeau - GPFF_COM_03a
	10 establishment staff								
	1 person per car	Rigid	0/01/1900	0/01/1900	0	0.00	0.00	0.00	Romeau - GPFF_COM_03a
	40 establishment staff								
Portable Water	20 ppl per bus	Rigid	0/01/1900	0/01/1900	0	0.00	0.00	0.00	Romeau - GPFF_COM_03a
	25 ppl per bus								
	24k shift	Light	0/01/1900	0/01/1900	0	0.00	0.00	0.00	Romeau - GPFF_COM_03a
Construction	Water truck	Rigid	0/01/1900	0/01/1900	0	0.00	0.00	0.00	Roma - GPFF_COM_03a
	Water truck	Rigid	0/01/1900	0/01/1900	0.00	0.00	0.00	0.00	Roma - GPFF_COM_03a
	Water truck	Rigid	0/01/1900	0/01/1900	0.00	0.00	0.00	0.00	Roma - GPFF_COM_03a
Consumables	Food truck	Rigid	0/01/1900	0/01/1900	0	0	0.00	0.00	Brisbane - GPFF_COM_03a
	Food truck	Rigid	0/01/1900	0/01/1900	0.00	0.00	0.00	0.00	Brisbane - GPFF_COM_03a
	Other								

CAMP	Description	Vehicle Type	Beginning Date	Ending Date	Duration (Days)	Total Loads	Average Trips per day	Delivery Frequency	Route Description
Building - Materials	- 0 mobile homes - arrive	Articulated	0/01/1900	0/01/1900	28	0	0.00	0.00	Brisbane - GPFF_COM_03a
	- 0 mobile homes - depart	Articulated	0/01/1900	0/01/1900	14	0	0.00	0.00	Roma - GPFF_COM_03a
	General materials	Articulated	0/01/1900	0/01/1900	28	0.00	0.00	0.00	Brisbane - GPFF_COM_03a
Building - Construction Machinery	Mobile cranes - travel to site	Articulated	0/01/1900	0/01/1900	7	0	0.00	0.00	Brisbane - GPFF_COM_03a
	Concrete truck	Rigid	0/01/1900	0/01/1900	28	0	0.00	0.00	Roma - GPFF_COM_03a
	Backhoe - travel to site	Articulated	0/01/1900	0/01/1900	7	0	0.00	0.00	Brisbane - GPFF_COM_03a
Staff	20 WTF construction staff	Rigid	0/01/1900	0/01/1900	0	0.00	0.00	0.00	Romeau - GPFF_COM_03a
	25 ppl per bus								
	2 week shift	Light	0/01/1900	0/01/1900	0	0.00	0.00	0.00	Romeau - GPFF_COM_03a
	10 establishment staff								
	1 person per car	Rigid	0/01/1900	0/01/1900	0	0.00	0.00	0.00	Romeau - GPFF_COM_03a
	40 establishment staff								
Portable Water	20 ppl per bus	Rigid	0/01/1900	0/01/1900	0	0.00	0.00	0.00	Romeau - GPFF_COM_03a
	25 ppl per bus								
	24k shift	Light	0/01/1900	0/01/1900	0	0.00	0.00	0.00	Romeau - GPFF_COM_03a
Construction	Water truck	Rigid	0/01/1900	0/01/1900	0	0.00	0.00	0.00	Roma - GPFF_COM_03a
	Water truck	Rigid	0/01/1900	0/01/1900	0.00	0.00	0.00	0.00	Roma - GPFF_COM_03a
	Water truck	Rigid	0/01/1900	0/01/1900	0.00	0.00	0.00	0.00	Roma - GPFF_COM_03a
Consumables	Food truck	Rigid	0/01/1900	0/01/1900	0	0	0.00	0.00	Brisbane - GPFF_COM_03a
	Food truck	Rigid	0/01/1900	0/01/1900	0.00	0.00	0.00	0.00	Brisbane - GPFF_COM_03a
	Other								

WTF CONSTRUCTION Outline 1	Description	Vehicle Type	Beginning Date	Ending Date	Duration (Days)	Total Loads	Average Trips per day	Delivery Frequency (1 truck every 10 days)	Route Description
Building - Materials	Construction materials Ex Gladstone	Road Train	01/1/1900	01/1/1900	0	0	0.00	0.00	Gladstone - GPF_CCOM_35a
	Construction materials Ex Brisbane	Road Train	01/1/1900	01/1/1900	0	0	0.00	0.00	Brisbane - GPF_CCOM_35a
	RD Units transport	Overseas	01/1/1900	01/1/1900	0	0	0.00	0.00	Brisbane - GPF_CCOM_35a
	Gravel truck	Road Train	01/1/1900	01/1/1900	0	0	0.00	0.00	Roma - GPF_CCOM_35a
Building - Construction Machinery	WTF construction machinery	Articulated	01/1/1900	01/1/1900	7	0	0.00	0.00	Brisbane - GPF_CCOM_35a
	Concrete truck	Rigid	01/1/1900	01/1/1900	0	0	0.00	0.00	Roma - GPF_CCOM_35a
Access to WTF/Camp	Gravel truck	Road Train	01/1/1900	01/1/1900	30	0	0.00	0.00	Roma - GPF_CCOM_35a
Access - Construction Machinery	All access machinery already on site. No additional movement on public roads								
Staff	Staff travel daily to site from camp within internal constructed roads. No additional travel on public roads								
Potable Water	Potable water taken to site from camp. No additional movement on public roads								
Non-potable water	Water truck	Rigid	01/1/1900	01/1/1900	0	0.00	0.00	0.00	Roma - GPF_CCOM_35a
Fuel	Fuel truck	Rigid	01/1/1900	01/1/1900	0	0.00	0.00	0.00	Roma - GPF_CCOM_35a
	Fuel tanker	Road Train	01/1/1900	01/1/1900	0	0.00	0.00	0.00	Brisbane - Roma
Waste	Solid waste disposal	Articulated	01/1/1900	01/1/1900	0	0.00	0.00	0.00	Roma - GPF_CCOM_35a
	Liquid waste disposal	Articulated	01/1/1900	01/1/1900	0	0.00	0.00	0.00	Roma - GPF_CCOM_35a
Consumables	Nil consumables								
Other	Nil other								

WTF CONSTRUCTION Outline 2	Description	Vehicle Type	Beginning Date	Ending Date	Duration (Days)	Total Loads	Average Trips per day	Delivery Frequency (1 truck every 10 days)	Route Description
Building - Materials	Construction materials Ex Gladstone	Road Train	01/1/1900	01/1/1900	0	0	0.00	0.00	Gladstone - GPF_CCOM_35a
	Construction materials Ex Brisbane	Road Train	01/1/1900	01/1/1900	0	0	0.00	0.00	Brisbane - GPF_CCOM_35a
	RD Units transport	Overseas	01/1/1900	01/1/1900	0	0	0.00	0.00	Brisbane - GPF_CCOM_35a
	Gravel truck	Road Train	01/1/1900	01/1/1900	0	0	0.00	0.00	Roma - GPF_CCOM_35a
Building - Construction Machinery	WTF construction machinery	Articulated	01/1/1900	01/1/1900	7	0	0.00	0.00	Brisbane - GPF_CCOM_35a
	Concrete truck	Rigid	01/1/1900	01/1/1900	0	0	0.00	0.00	Roma - GPF_CCOM_35a
Access to WTF/Camp	Gravel truck	Road Train	01/1/1900	01/1/1900	30	0	0.00	0.00	Roma - GPF_CCOM_35a
Access - Construction Machinery	All access machinery already on site. No additional movement on public roads								
Staff	Staff travel daily to site from camp within internal constructed roads. No additional travel on public roads								
Potable Water	Potable water taken to site from camp. No additional movement on public roads								
Non-potable water	Water truck	Rigid	01/1/1900	01/1/1900	0	0.00	0.00	0.00	Roma - GPF_CCOM_35a
Fuel	Fuel truck	Rigid	01/1/1900	01/1/1900	0	0.00	0.00	0.00	Roma - GPF_CCOM_35a
	Fuel tanker	Road Train	01/1/1900	01/1/1900	0	0.00	0.00	0.00	Brisbane - Roma
Waste	Solid waste disposal	Articulated	01/1/1900	01/1/1900	0	0.00	0.00	0.00	Roma - GPF_CCOM_35a
	Liquid waste disposal	Articulated	01/1/1900	01/1/1900	0	0.00	0.00	0.00	Roma - GPF_CCOM_35a
Consumables	Nil consumables								
Other	Nil other								

WTF CONSTRUCTION Outline 3	Description	Vehicle Type	Beginning Date	Ending Date	Duration (Days)	Total Loads	Average Trips per day	Delivery Frequency (1 truck every 10 days)	Route Description
Building - Materials	Construction materials Ex Gladstone	Road Train	01/1/1900	01/1/1900	0	0	0.00	0.00	Gladstone - GPF_CCOM_35a
	Construction materials Ex Brisbane	Road Train	01/1/1900	01/1/1900	0	0	0.00	0.00	Brisbane - GPF_CCOM_35a
	RD Units transport	Overseas	01/1/1900	01/1/1900	0	0	0.00	0.00	Brisbane - GPF_CCOM_35a
	Gravel truck	Road Train	01/1/1900	01/1/1900	0	0	0.00	0.00	Roma - GPF_CCOM_35a
Building - Construction Machinery	WTF construction machinery	Articulated	01/1/1900	01/1/1900	7	0	0.00	0.00	Brisbane - GPF_CCOM_35a
	Concrete truck	Rigid	01/1/1900	01/1/1900	0	0	0.00	0.00	Roma - GPF_CCOM_35a
Access to WTF/Camp	Gravel truck	Road Train	01/1/1900	01/1/1900	30	0	0.00	0.00	Roma - GPF_CCOM_35a
Access - Construction Machinery	All access machinery already on site. No additional movement on public roads								
Staff	Staff travel daily to site from camp within internal constructed roads. No additional travel on public roads								
Potable Water	Potable water taken to site from camp. No additional movement on public roads								
Non-potable water	Water truck	Rigid	01/1/1900	01/1/1900	0	0.00	0.00	0.00	Roma - GPF_CCOM_35a
Fuel	Fuel truck	Rigid	01/1/1900	01/1/1900	0	0.00	0.00	0.00	Roma - GPF_CCOM_35a
	Fuel tanker	Road Train	01/1/1900	01/1/1900	0	0.00	0.00	0.00	Brisbane - Roma
Waste	Solid waste disposal	Articulated	01/1/1900	01/1/1900	0	0.00	0.00	0.00	Roma - GPF_CCOM_35a
	Liquid waste disposal	Articulated	01/1/1900	01/1/1900	0	0.00	0.00	0.00	Roma - GPF_CCOM_35a
Consumables	Nil consumables								
Other	Nil other								

WTF CONSTRUCTION Outline 4	Description	Vehicle Type	Beginning Date	Ending Date	Duration (Days)	Total Loads	Average Trips per day	Delivery Frequency (1 truck every 10 days)	Route Description
Building - Materials	Construction materials Ex Gladstone	Road Train	01/1/1900	01/1/1900	0	0	0.00	0.00	Gladstone - GPF_CCOM_35a
	Construction materials Ex Brisbane	Road Train	01/1/1900	01/1/1900	0	0	0.00	0.00	Brisbane - GPF_CCOM_35a
	RD Units transport	Overseas	01/1/1900	01/1/1900	0	0	0.00	0.00	Brisbane - GPF_CCOM_35a
	Gravel truck	Road Train	01/1/1900	01/1/1900	0	0	0.00	0.00	Roma - GPF_CCOM_35a
Building - Construction Machinery	WTF construction machinery	Articulated	01/1/1900	01/1/1900	7	0	0.00	0.00	Brisbane - GPF_CCOM_35a
	Concrete truck	Rigid	01/1/1900	01/1/1900	0	0	0.00	0.00	Roma - GPF_CCOM_35a
Access to WTF/Camp	Gravel truck	Road Train	01/1/1900	01/1/1900	30	0	0.00	0.00	Roma - GPF_CCOM_35a
Access - Construction Machinery	All access machinery already on site. No additional movement on public roads								
Staff	Staff travel daily to site from camp within internal constructed roads. No additional travel on public roads								
Potable Water	Potable water taken to site from camp. No additional movement on public roads								
Non-potable water	Water truck	Rigid	01/1/1900	01/1/1900	0	0.00	0.00	0.00	Roma - GPF_CCOM_35a
Fuel	Fuel truck	Rigid	01/1/1900	01/1/1900	0	0.00	0.00	0.00	Roma - GPF_CCOM_35a
	Fuel tanker	Road Train	01/1/1900	01/1/1900	0	0.00	0.00	0.00	Brisbane - Roma
Waste	Solid waste disposal	Articulated	01/1/1900	01/1/1900	0	0.00	0.00	0.00	Roma - GPF_CCOM_35a
	Liquid waste disposal	Articulated	01/1/1900	01/1/1900	0	0.00	0.00	0.00	Roma - GPF_CCOM_35a
Consumables	Nil consumables								
Other	Nil other								

WTF OPERATION	Description	Vehicle Type	Beginning Date	Ending Date	Duration (Days)	Total Loads	Average Trips per day	Delivery Frequency (1 truck every 10 days)	Route Description
Maintenance Vehicles	Maintenance trucks	Articulated	01/1/1900	18/12/1949	18250	0.00	0.00	0.00	Roma - GPF_CCOM_35a
Maintenance Equipment	Nil maintenance equipment								
Staff	0 WTF operation staff 20 pot per bus 2 week shift 10 WTF operation staff 1 pot per car 2 week shift	Rigid	01/1/1900	18/12/1949	18250	0.00	0.00	0.00	Roma - GPF_CCOM_35a
		Light	01/1/1900	18/12/1949	18250	0.00	0.00	0.00	Roma - GPF_CCOM_35a
Potable Water	Water truck	Rigid	01/1/1900	18/12/1949	18250	0.00	0.00	0.00	Roma - GPF_CCOM_35a
Non-potable water	Non-potable water to be available locally (drill water) No transport on public roads								
Fuel	Fuel truck	Rigid	01/1/1900	18/12/1949	18250	0.00	0.00	0.00	Roma - GPF_CCOM_35a
	Fuel tanker	Road Train	01/1/1900	18/12/1949	18250	0.00	0.00	0.00	Brisbane - Roma
Waste	Solid waste disposal	Articulated	01/1/1900	18/12/1949	18250	0.00	0.00	0.00	Roma - GPF_CCOM_35a
Consumables	Food truck	Rigid	01/1/1900	18/12/1949	18250	0	0.00	0.00	Roma - GPF_CCOM_35a
Other									

Traffic Summary - Major Items	Vehicle	Capacity	No. Loads	Quantity					GPF_CCOM_35a
	Fuel truck	15000	258	3,832,566 L					
	Fuel tanker	34000	113	3,832,566 L					
	Concrete truck	7.4	500	3,750 m3					
	Water truck	20000	6460	128,865,847 L					
	Food truck	5000	752	3,758,385 kg					
	Gravel truck	40	2225	89,000 m3					
	Total movements of vehicles on public roads	14,783							
	Total trips all vehicles on public roads	29,536							
	Total Distance Travelled	5,486,686	WKT						
	Average L/km	0.642	L/km						
	Average Trip Distance	202.1	km						

Consumables										
Camp Construction	Food truck	Rigid	4/12/2011	1/01/2012	28	0.84	0.06	33.33	Brisbane - GPF_LUK_02a	
Camp Operation	Food truck	Rigid	4/12/2011	1/01/2012	28	0.84	0.06	33.33	Gladstone - GPF_LUK_02a	
	Food truck	Rigid	1/01/2012	31/12/2031	7304	876.48	0.24	8.33	Brisbane - GPF_LUK_02a	
	Food truck	Rigid	1/01/2012	31/12/2031	7304	876.48	0.24	8.33	Gladstone - GPF_LUK_02a	
Other	Nil other									

Well Construction	Description	Vehicle Type	Beginning Date	Ending Date	Duration (Days)	Total Required per well	Average Trips per day per well		Route Description
Building - Materials	Construction materials Ex Gladstone	Articulated	1/01/2012	31/12/2031	365.25	2.00	0.01		Gladstone - GPF_LUK_02a
	Construction materials Ex Brisbane	Articulated	1/01/2012	31/12/2031	365.25	4.00	0.02		Brisbane - GPF_LUK_02a
	Gravel truck	Road Train	1/01/2012	31/12/2031	365.25	6.42	0.00		Brisbane - GPF_LUK_02a
Pad - Materials	Concrete truck	Road Train	1/01/2012	31/12/2031	365.25	3.04	0.02		Roma - GPF_LUK_02a
Building - Construction Machinery	Drill/workover rigs - Travel to site	Articulated	1/01/2012	31/12/2031	365.25	2	0.01		Brisbane - GPF_LUK_02a
Staff	Staff travel daily to site from camp within internal constructed roads. No additional travel on public roads								
Potable Water	Potable water taken to site from camp. No additional movement on public roads								
Non-potable water and waste water	Non potable water sourced from drill well. No additional movement on public roads								
Fuel	Fuel truck	Rigid	1/01/2012	31/12/2031	365.25	2.80	0.02		Roma - GPF_LUK_02a
	Fuel tanker	Road Train	1/01/2012	31/12/2031	365.25	1.24	0.01		Brisbane - Roma
Waste	Solid waste disposal	Articulated	1/01/2012	31/12/2031	365.25	1.00	0.01		Roma - GPF_LUK_02a
Consumables	Nil consumables								
Other	Nil other								

Well Operation	Description	Vehicle Type	Beginning Date	Ending Date	Duration (Days)	Total Loads	Average Trips per day		Route Description
Maintenance Vehicles	Maintenance truck	Articulated	1/01/2012	19/12/2061	365.25	12.00	0.07		Roma - GPF_LUK_02a
Maintenance Equipment	Nil maintenance equipment								

Component

HP Network

ID	GPFLUK_02a	1/01/2016	(Same timing as GPF)
Begin HP Network Construction		25/02/2016	
End HP Network Construction		22.05	km
Length of HP Pipe		0.4	km/day
Construction Rate		55.1	days
Construction Time			
Truck capacity		162	m3/truck
Staff		80	people

CAMP	Description	Vehicle Type	Beginning Date	Ending Date	Duration (Days)	Total Loads	Average Trips per day	Delivery Frequency (1 truck entry or days)	Route Description
Building - Materials	80 mobile homes - arrive	Articulated	4/12/2015	1/01/2016	28	80	5.71	0.35	Brisbane - GPF_LUK_02a
	80 mobile homes - depart	Articulated	25/02/2016	24/03/2016	28	80	5.71	0.35	Roma - GPF_LUK_02a
	General materials	Articulated	4/12/2015	1/01/2016	28	2.67	0.19	10.50	Brisbane - GPF_LUK_02a
Building - Construction Machinery	Concrete truck	Rigid	4/12/2015	1/01/2016	28	27	1.93	1.04	Roma - GPF_LUK_02a
Staff	60 HP Network Staff 20 ppl per bus 4 week shift continuous 20 HP Network staff 1 person per car 4 week shift continuous 40 establishment staff 20ppl per bus 2wk shift 10 establishment staff 1 person per car 2wk shift	Rigid	1/01/2016	25/02/2016	55.114575	9.06	0.33	6.08	Romaair - GPF_LUK_02a
		Light	1/01/2016	25/02/2016	55.114575	60.40	2.19	0.91	Romaair - GPF_LUK_02a
		Rigid	4/12/2015	1/01/2016	28	4.00	0.29	7.00	Romaair - GPF_LUK_02a
		Light	4/12/2015	1/01/2016	28	20.00	1.43	1.40	Romaair - GPF_LUK_02a
Potable Water	Water truck	Rigid	4/12/2015	1/01/2016	28	14.00	1.00	2.00	Roma - GPF_LUK_02a
Construction	Water truck	Rigid	1/01/2016	25/02/2016	55.11	22.05	0.80	2.50	Roma - GPF_LUK_02a
Operation	Water truck	Rigid	1/01/2016	25/02/2016	55.11	22.05	0.80	2.50	Roma - GPF_LUK_02a
Consumables	Food truck	Rigid	4/12/2015	1/01/2016	28	0.84	0.06	33.33	Brisbane - GPF_LUK_02a
Camp Construction	Food truck	Rigid	4/12/2015	1/01/2016	28	0.84	0.06	33.33	Gladstone - GPF_LUK_02a
Camp Operation	Food truck	Rigid	1/01/2016	25/02/2016	55.11	0.10	20.83	20.83	Brisbane - GPF_LUK_02a
	Food truck	Rigid	1/01/2016	25/02/2016	55.11	2.65	0.10	20.83	Gladstone - GPF_LUK_02a
Other	Nil other								

HP Network Construction	Description	Vehicle Type	Beginning Date	Ending Date	Duration (Days)	Total Loads	Average Trips per day per site		Route Description
Building - Materials	HP Pipe delivery	Articulated	21/12/2015	26/01/2016	55.114575	54.43	1.98	1.01	Gladstone - GPF_LUK_02a
	HP Pipe delivery	Articulated	21/12/2015	26/01/2016	55.114575	81.65	2.96	1.68	Brisbane - GPF_LUK_02a
	Fittings and miscellaneous	Articulated	1/01/2016	25/02/2016	55.114575	44.09	1.60	1.25	Gladstone - GPF_LUK_02a
Building - Construction Machinery	Construction machinery - Travel to site	Articulated	1/01/2016	25/02/2016	55.114575	20	0.73	2.76	Brisbane - GPF_LUK_02a
Staff	Staff travel daily to site from camp within internal constructed roads. No additional travel on public roads								
Potable Water	Potable water taken to site from camp. No additional movement on public roads								
Non-potable water and waste water	Non potable water sourced from drill well. No additional movement on public roads								
Fuel	Fuel truck	Rigid	1/01/2016	25/02/2016	55.114575	18.37	0.67		Roma - GPF_LUK_02a
	Fuel tanker	Road Train	1/01/2016	25/02/2016	55.114575	8.11	0.29	6.80	Brisbane - Roma
Waste	Solid waste disposal	Articulated	1/01/2016	25/02/2016	55.114575	7.87	0.29		Roma - GPF_LUK_02a
Consumables	Nil consumables								
Other	Nil other								

Component

Gas and Water Gathering

ID	GPFLUK_02a	1/01/2012	(Same timing as drilling)
Begin gathering construction		31/12/2031	(Same timing as drilling)
End gathering construction			
Staff		120	people

CAMP	Description	Vehicle Type	Beginning Date	Ending Date	Duration (Days)	Total Loads	Average Trips per day	Delivery Frequency (1 truck entry or days)	Route Description
Building - Materials	120 mobile homes - arrive	Articulated	4/12/2011	1/01/2012	28	120	8.57	0.23	Brisbane - GPF_LUK_02a
	120 mobile homes - depart	Articulated	31/12/2031	28/01/2032	28	120	8.57	0.23	Roma - GPF_LUK_02a
	General materials	Articulated	4/12/2011	1/01/2012	28	4.00	0.29	7.00	Brisbane - GPF_LUK_02a
Building - Construction Machinery	Concrete truck	Rigid	4/12/2011	1/01/2012	28	41	2.90	0.69	Roma - GPF_LUK_02a
Staff	100 Gathering Staff 50 ppl per bus 4 week shift continuous 50 HP Gathering Staff 1 person per car 4 week shift continuous 40 establishment staff 20ppl per bus 2wk shift 10 establishment staff 1 person per car 2wk shift	Rigid	1/01/2012	31/12/2031	7304	2001.10	0.55	3.65	Romaair - GPF_LUK_02a
		Light	1/01/2012	31/12/2031	7304	8004.38	2.19	0.91	Romaair - GPF_LUK_02a
		Rigid	4/12/2011	1/01/2012	28	4.00	0.29	7.00	Romaair - GPF_LUK_02a
		Light	4/12/2011	1/01/2012	28	20.00	1.43	1.40	Romaair - GPF_LUK_02a
Potable Water	Water truck	Rigid	4/12/2011	1/01/2012	28	14.00	1.00	2.00	Roma - GPF_LUK_02a
Construction	Water truck	Rigid	1/01/2012	31/12/2031	7304.00	4382.40	1.20	1.67	Roma - GPF_LUK_02a
Operation	Water truck	Rigid	1/01/2012	31/12/2031	7304.00	4382.40	1.20	1.67	Roma - GPF_LUK_02a
Consumables	Food truck	Rigid	4/12/2011	1/01/2012	28	1.68	0.12	16.67	Brisbane - GPF_LUK_02a
Camp Construction	Food truck	Rigid	1/01/2012	31/12/2031	7304.00	525.89	0.14	13.89	Brisbane - GPF_LUK_02a
Camp Operation	Food truck	Rigid	1/01/2012	31/12/2031	7304.00	525.89	0.14	13.89	Gladstone - GPF_LUK_02a
Other	Nil other								

Gathering Construction	Description	Vehicle Type	Beginning Date	Ending Date	Duration (Days)	Total Loads Required per well network	Average Trips per day per well network		Route Description
Building - Materials	Pipe Materials	Articulated	1/01/2012	31/12/2031	365	1.13	0.01		Townsville - GPF_LUK_02a
	Pipe Materials	Articulated	1/01/2012	31/12/2031	365	1.13	0.01		Brisbane - GPF_LUK_02a
Building - Construction Machinery	Equipment Travel	Articulated	25/12/2011	1/01/2012	7	20	5.71		Brisbane - GPF_LUK_02a
Staff	Staff travel daily to site from camp within internal constructed roads. No additional travel on public roads								
Potable Water	Potable water taken to site from camp. No additional movement on public roads								
Non-potable water and waste water	Non potable water sourced from drill well. No additional movement on public roads								

WTF CONSTRUCTION Online 1	Description	Vehicle Type	Beginning Date	Ending Date	Duration (Days)	Total Loads	Average Trips per day	Delivery Frequency (1 truck every 24 days)	Route Description
Building - Materials	Construction materials Ex Gladstone Construction materials Ex Brisbane RD Units transport Gravel truck	Road Train	0/01/1900	0/01/1900	0	0	0.00	0.00	Gladstone - GPF_LUK_02a
		Road Train	0/01/1900	0/01/1900	0	0	0.00	0.00	Brisbane - GPF_LUK_02a
		Oversize	0/01/1900	0/01/1900	0	0	0.00	0.00	Brisbane - GPF_LUK_02a
		Road Train	0/01/1900	0/01/1900	0	0	0.00	0.00	Roma - GPF_LUK_02a
Building - Construction Machinery	WTF construction machinery Concrete truck	Articulated Rigid	0/01/1900	0/01/1900	7	0	0.00	0.00	Brisbane - GPF_LUK_02a
			0/01/1900	0/01/1900	0	0	0.00	0.00	Roma - GPF_LUK_02a
Access to WTF/Camp	Gravel truck	Road Train	0/01/1900	0/01/1900	30	0	0.00	0.00	Roma - GPF_LUK_02a
Access - Construction Machinery	All access machinery already on site. No additional movement on public roads								
Staff	Staff travel daily to site from camp within internal constructed roads. No additional travel on public roads								
Potable Water	Potable water taken to site from camp. No additional movement on public roads								
Non-potable water	Water truck	Rigid	0/01/1900	0/01/1900	0	0.00	0.00	0.00	Roma - GPF_LUK_02a
Fuel	Fuel truck Fuel tanker	Rigid Road Train	0/01/1900	0/01/1900	0	0.00	0.00	0.00	Roma - GPF_LUK_02a
			0/01/1900	0/01/1900	0	0.00	0.00	0.00	Brisbane - Roma
Waste	Solid waste disposal Liquid waste disposal	Articulated Articulated	0/01/1900	0/01/1900	0	0.00	0.00	0.00	Roma - GPF_LUK_02a
			0/01/1900	0/01/1900	0	0.00	0.00	0.00	Roma - GPF_LUK_02a
Consumables	Nil consumables								
Other	Nil other								

WTF CONSTRUCTION Online 2	Description	Vehicle Type	Beginning Date	Ending Date	Duration (Days)	Total Loads	Average Trips per day	Delivery Frequency (1 truck every 24 days)	Route Description
Building - Materials	Construction materials Ex Gladstone Construction materials Ex Brisbane RD Units transport Gravel truck	Road Train	0/01/1900	0/01/1900	0	0	0.00	0.00	Gladstone - GPF_LUK_02a
		Road Train	0/01/1900	0/01/1900	0	0	0.00	0.00	Brisbane - GPF_LUK_02a
		Oversize	0/01/1900	0/01/1900	0	0	0.00	0.00	Brisbane - GPF_LUK_02a
		Road Train	0/01/1900	0/01/1900	0	0	0.00	0.00	Roma - GPF_LUK_02a
Building - Construction Machinery	WTF construction machinery Concrete truck	Articulated Rigid	0/01/1900	0/01/1900	7	0	0.00	0.00	Brisbane - GPF_LUK_02a
			0/01/1900	0/01/1900	0	0	0.00	0.00	Roma - GPF_LUK_02a
Access to WTF/Camp	Gravel truck	Road Train	0/01/1900	0/01/1900	30	0	0.00	0.00	Roma - GPF_LUK_02a
Access - Construction Machinery	All access machinery already on site. No additional movement on public roads								
Staff	Staff travel daily to site from camp within internal constructed roads. No additional travel on public roads								
Potable Water	Potable water taken to site from camp. No additional movement on public roads								
Non-potable water	Water truck	Rigid	0/01/1900	0/01/1900	0	0.00	0.00	0.00	Roma - GPF_LUK_02a
Fuel	Fuel truck Fuel tanker	Rigid Road Train	0/01/1900	0/01/1900	0	0.00	0.00	0.00	Roma - GPF_LUK_02a
			0/01/1900	0/01/1900	0	0.00	0.00	0.00	Brisbane - Roma
Waste	Solid waste disposal Liquid waste disposal	Articulated Articulated	0/01/1900	0/01/1900	0	0.00	0.00	0.00	Roma - GPF_LUK_02a
			0/01/1900	0/01/1900	0	0.00	0.00	0.00	Roma - GPF_LUK_02a
Consumables	Nil consumables								
Other	Nil other								

WTF CONSTRUCTION Online 3	Description	Vehicle Type	Beginning Date	Ending Date	Duration (Days)	Total Loads	Average Trips per day	Delivery Frequency (1 truck every 24 days)	Route Description
Building - Materials	Construction materials Ex Gladstone Construction materials Ex Brisbane RD Units transport Gravel truck	Road Train	0/01/1900	0/01/1900	0	0	0.00	0.00	Gladstone - GPF_LUK_02a
		Road Train	0/01/1900	0/01/1900	0	0	0.00	0.00	Brisbane - GPF_LUK_02a
		Oversize	0/01/1900	0/01/1900	0	0	0.00	0.00	Brisbane - GPF_LUK_02a
		Road Train	0/01/1900	0/01/1900	0	0	0.00	0.00	Roma - GPF_LUK_02a
Building - Construction Machinery	WTF construction machinery Concrete truck	Articulated Rigid	0/01/1900	0/01/1900	7	0	0.00	0.00	Brisbane - GPF_LUK_02a
			0/01/1900	0/01/1900	0	0	0.00	0.00	Roma - GPF_LUK_02a
Access to WTF/Camp	Gravel truck	Road Train	0/01/1900	0/01/1900	30	0	0.00	0.00	Roma - GPF_LUK_02a
Access - Construction Machinery	All access machinery already on site. No additional movement on public roads								
Staff	Staff travel daily to site from camp within internal constructed roads. No additional travel on public roads								
Potable Water	Potable water taken to site from camp. No additional movement on public roads								
Non-potable water	Water truck	Rigid	0/01/1900	0/01/1900	0	0.00	0.00	0.00	Roma - GPF_LUK_02a
Fuel	Fuel truck Fuel tanker	Rigid Road Train	0/01/1900	0/01/1900	0	0.00	0.00	0.00	Roma - GPF_LUK_02a
			0/01/1900	0/01/1900	0	0.00	0.00	0.00	Brisbane - Roma
Waste	Solid waste disposal Liquid waste disposal	Articulated Articulated	0/01/1900	0/01/1900	0	0.00	0.00	0.00	Roma - GPF_LUK_02a
			0/01/1900	0/01/1900	0	0.00	0.00	0.00	Roma - GPF_LUK_02a
Consumables	Nil consumables								
Other	Nil other								

WTF CONSTRUCTION Online 4	Description	Vehicle Type	Beginning Date	Ending Date	Duration (Days)	Total Loads	Average Trips per day	Delivery Frequency (1 truck every 24 days)	Route Description
Building - Materials	Construction materials Ex Gladstone Construction materials Ex Brisbane RD Units transport Gravel truck	Road Train	0/01/1900	0/01/1900	0	0	0.00	0.00	Gladstone - GPF_LUK_02a
		Road Train	0/01/1900	0/01/1900	0	0	0.00	0.00	Brisbane - GPF_LUK_02a
		Oversize	0/01/1900	0/01/1900	0	0	0.00	0.00	Brisbane - GPF_LUK_02a
		Road Train	0/01/1900	0/01/1900	0	0	0.00	0.00	Roma - GPF_LUK_02a
Building - Construction Machinery	WTF construction machinery Concrete truck	Articulated Rigid	0/01/1900	0/01/1900	7	0	0.00	0.00	Brisbane - GPF_LUK_02a
			0/01/1900	0/01/1900	0	0	0.00	0.00	Roma - GPF_LUK_02a
Access to WTF/Camp	Gravel truck	Road Train	0/01/1900	0/01/1900	30	0	0.00	0.00	Roma - GPF_LUK_02a
Access - Construction Machinery	All access machinery already on site. No additional movement on public roads								
Staff	Staff travel daily to site from camp within internal constructed roads. No additional travel on public roads								
Potable Water	Potable water taken to site from camp. No additional movement on public roads								
Non-potable water	Water truck	Rigid	0/01/1900	0/01/1900	0	0.00	0.00	0.00	Roma - GPF_LUK_02a
Fuel	Fuel truck Fuel tanker	Rigid Road Train	0/01/1900	0/01/1900	0	0.00	0.00	0.00	Roma - GPF_LUK_02a
			0/01/1900	0/01/1900	0	0.00	0.00	0.00	Brisbane - Roma
Waste	Solid waste disposal Liquid waste disposal	Articulated Articulated	0/01/1900	0/01/1900	0	0.00	0.00	0.00	Roma - GPF_LUK_02a
			0/01/1900	0/01/1900	0	0.00	0.00	0.00	Roma - GPF_LUK_02a
Consumables	Nil consumables								
Other	Nil other								

WTF OPERATION	Description	Vehicle Type	Beginning Date	Ending Date	Duration (Days)	Total Loads	Average Trips per day	Delivery Frequency (1 truck every 24 days)	Route Description
Maintenance Vehicles	Maintenance trucks	Articulated	0/01/1900	18/12/1949	18250	0.00	0.00	0.00	Roma - GPF_LUK_02a
Maintenance Equipment	Nil maintenance equipment								
Staff	0 WTF operation staff 20 ppl per bus 2 week shift	Rigid	0/01/1900	18/12/1949	18250	0.00	0.00	0.00	Romaair - GPF_LUK_02a
	10 WTF operation staff 1 ppl per car 2 week shift								
Potable Water	Water truck	Rigid	0/01/1900	18/12/1949	18250	0.00	0.00	0.00	Roma - GPF_LUK_02a
Non-potable water	Non-potable water to be available locally (drill water). No transport on public roads								
Fuel	Fuel truck Fuel tanker	Rigid Road Train	0/01/1900	18/12/1949	18250	0.00	0.00	0.00	Roma - GPF_LUK_02a
					18250	0.00	0.00	0.00	Brisbane - Roma
Waste	Solid waste disposal	Articulated	0/01/1900	18/12/1949	18250	0.00	0.00	0.00	Roma - GPF_LUK_02a
Consumables	Food truck	Rigid	0/01/1900	18/12/1949	18250	0	0.00	0.00	Roma - GPF_LUK_02a
Other									

Traffic Summary - Major Items	Vehicle	Capacity	No. Loads	Quantity	GPF_LUK_02a				
	Fuel truck	15000	3781	56,710,871 L					
	Fuel tanker	34000	1668	56,710,871 L					
	Concrete truck	7.4	2517	18,025 m ³					
	Water truck	20000	29637	592,733,547 L					
	Food truck	5000	3526	17,630,635 kg					
	Gravel truck	40	2492	99,666 m ³					
	Total movements all vehicles on public roads	92,290							
	Total trips all vehicles on public roads	184,581							
	Total Distance Travelled	33,186,394	VKT						
	Average L/km	1,709	L/km						
	Average Trip Distance	179.8	km						

Component
Gas Plant

ID	GPF_LUK_02ai
Name	GPF_LUK_02a
Capacity	75
Complete Construction Date	1/09/2017
Type	Upgrade existing
Component Build Time (days)	274
Date component start of construction	1/12/2016
Date component end of construction	1/09/2017
Camp Build Time (days)	90
Date camp start of construction	2/09/2016
Date camp end of construction	1/12/2016
Construction staff	200
Concrete Required (GPF)	3000 m³
Access Road Length	0 m

CAMP	Description	Vehicle Type	Beginning Date	Ending Date	Duration (Days)	Total Loads	Average Trips per day	Delivery Frequency	Route Description
Building - Materials No mobile homes - 200	200 mobile homes - arrive	Articulated	2/09/2016	1/12/2016	90	200	4.44	0.43	Brisbane - GPF_LUK_02a
	150 mobile homes - depart	Articulated	1/09/2017	31/10/2017	60	150	5.00	0.40	Roma - GPF_LUK_02a
	Mess, Office and ancillary facilities arrive	Articulated	2/09/2016	1/12/2016	90	40	0.89	2.25	Brisbane - GPF_LUK_02a
	Landscaping	Articulated	2/09/2016	1/12/2016	90	20	0.44	4.50	Brisbane - GPF_LUK_02a
	General materials	Articulated	2/09/2016	1/12/2016	90	6.67	0.15	13.50	Brisbane - GPF_LUK_02a
Building - Construction Machinery	Mobile cranes - travel to site	Articulated	26/08/2016	2/09/2016	7	1	0.29	7.00	Brisbane - GPF_LUK_02a
	Concrete truck	Rigid	2/09/2016	1/12/2016	90	68	1.50	1.33	Roma - GPF_LUK_02a
	Backhoe - travel to site	Articulated	26/08/2016	2/09/2016	7	1	0.29	7.00	Brisbane - GPF_LUK_02a
Access - Materials	Gravel truck	Road Train	27/06/2016	26/08/2016	60	0	0.00	0.00	Roma - GPF_LUK_02a
	Access width (m) - 6	Rigid	26/08/2016	2/09/2016	7	0	0.00	0.00	Brisbane - GPF_LUK_02a
	Access length (m) - 0	Articulated	26/08/2016	2/09/2016	7	0	0.00	0.00	Roma - GPF_LUK_02a
Access - Construction Machinery	Crane Machinery - travel to site	Articulated	26/06/2016	27/06/2016	7	12	3.43	0.58	Brisbane - GPF_LUK_02a
	Water Truck	Rigid	2/09/2016	2/09/2016	74	148.00	4.00	0.50	Roma - GPF_LUK_02a
Staff	90 gas plant construction staff								
	20 ppl per bus								
	2 week shift								
	90 gas plant construction staff								
	20 ppl per bus								
	2 week shift								
	20 gas plant construction staff								
	1 person per car								
	2 week shift								
	40 establishment staff								
Potable Water	Water truck								
	Construction								
	Water truck								
	Operation								
	Water truck								
	Operation								
	Non-potable water								
	Water truck								
	Construction								
	Operation								
Fuel	Fuel truck								
	Camp Construction								
	Fuel truck								
	Camp Operation								
	Fuel tanker								
	Camp Operation								
	Waste								
	Solid waste truck per week during all construction								
	Liquid waste truck per week during all construction								
	Consumables								
Camp Operation	Food truck								
	Camp Construction								
	Food truck								
	Camp Operation								
	Food truck								
	Camp Construction								
	Food truck								
	Camp Operation								
	Food truck								
	Camp Construction								
Other	Nil other								
	Nil other								

GPF CONSTRUCTION	Description	Vehicle Type	Beginning Date	Ending Date	Duration (Days)	Total Loads	Average Trips per day	Delivery Frequency	Route Description
Building - Materials	Construction materials Ex Gladstone	Road Train	1/12/2016	1/09/2017	274	30	0.22	8.13	Gladstone - GPF_LUK_02a
	Construction materials Ex Brisbane	Road Train	1/12/2016	1/09/2017	274	30	0.22	8.13	Brisbane - GPF_LUK_02a
	9 x compressors (ex Brisbane)	Overseas	1/12/2016	1/09/2017	274	18	0.13	15.22	Brisbane - GPF_LUK_02a
	4 x Dehydration & Power package (ex Brisbane)	Overseas	1/12/2016	1/09/2017	274	8	0.06	34.25	Brisbane - GPF_LUK_02a
	Gravel truck	Road Train	1/12/2016	1/09/2017	274	2000	14.60	0.14	Roma - GPF_LUK_02a
	Pipes	Road Train	1/12/2016	1/09/2017	274	14	0.10	18.18	Brisbane - GPF_LUK_02a
Building - Construction Machinery	GPF construction machinery	Articulated	24/11/2016	1/12/2016	7	6	1.71	1.17	Brisbane - GPF_LUK_02a
	Concrete truck	Rigid	1/12/2016	1/09/2017	274	405	2.96	0.68	Roma - GPF_LUK_02a
Access to GPF/Camp	Gravel truck	Road Train	25/09/2016	24/11/2016	60	225	7.50	0.27	Roma - GPF_LUK_02a
Access - Construction Machinery	All access machinery already on site. No additional movement on public roads								
Staff	Staff travel daily to site from camp within internal constructed roads. No additional travel on public roads								
Potable Water	Potable water taken to site from camp. No additional movement on public roads								
Non-potable water	Water truck								
Fuel	Fuel truck								
Fuel tanker	Fuel tanker								
Waste	Solid waste disposal								
Liquid waste disposal	Liquid waste disposal								
Consumables	Nil consumables								
Other	Nil other								

GPF OPERATION	Description	Vehicle Type	Beginning Date	Ending Date	Duration (Days)	Total Loads	Average Trips per day	Delivery Frequency	Route Description
Maintenance Vehicles	Maintenance trucks	Articulated	1/09/2017	20/08/2067	18250	0.00	0.00	0.00	Roma - GPF_LUK_02a
Maintenance Equipment	Nil maintenance equipment								
Staff	30 gas plant operation staff								
	20 ppl per bus								
	2 week shift								
	10 gas plant operation staff								
	1 ppl per car								
	2 week shift								
Potable Water	Water truck								
Non-potable water	Non-potable water to be available locally (drill water). No transport on public roads								
Fuel	Fuel truck								
Fuel tanker	Fuel tanker								
Waste	Solid waste disposal								
Consumables	Food truck								
Camp Construction	Food truck								
Camp Operation	Food truck								
Other	Nil other								

Component
Drilling

ID	GPF_LUK_03ai
Begin Drilling Date	1/01/2008
End Drilling Date	1/01/2009
Drilling Staff	200

CAMP	Description	Vehicle Type	Beginning Date	Ending Date	Duration (Days)	Total Loads	Average Trips per day	Delivery Frequency	Route Description
Building - Materials No mobile homes - 200	200 mobile homes - arrive	Articulated	4/12/2007	1/01/2008	28	200	14.29	0.14	Brisbane - GPF_LUK_02a
	200 mobile homes - depart	Articulated	1/01/2009	29/01/2009	28	200	14.29	0.14	Roma - GPF_LUK_02a
	General materials	Articulated	4/12/2007	1/01/2008	28	6.67	0.48	4.20	Brisbane - GPF_LUK_02a
Building - Construction Machinery	Mobile cranes - travel to site	Articulated	27/11/2007	4/12/2007	7	1	0.29	7.00	Brisbane - GPF_LUK_02a
	Concrete truck	Rigid	4/12/2007	1/01/2008	28	68	4.83	0.41	Roma - GPF_LUK_02a
	Backhoe - travel to site	Articulated	27/11/2007	4/12/2007	7	1	0.29	7.00	Brisbane - GPF_LUK_02a
Staff	180 Drilling Rig Staff								
	20 ppl per bus								
	4 week shift continuous								
	20 Drilling Rig staff								
	1 person per car								
	4 week shift continuous								
	40 establishment staff								
	20ppl per bus								
	2wk shift								
	10 establishment staff								
Potable Water	Water truck								
	Construction								
	Water truck								
	Operation								
	Water truck								
	Operation								
	Non-potable water								
	Water truck								
	Construction								
	Operation								
Consumables	Food truck								
	Camp Construction								
	Food truck								
	Camp Operation								
	Food truck								
	Camp Construction								
	Food truck								
	Camp Operation								
	Food truck								
	Camp Construction								
Other	Nil other								
	Nil other								

Well Construction	Description	Vehicle Type	Beginning Date	Ending Date	Duration (Days)	Total Required per well	Average Trips per day per well		Route Description
Building - Materials	Construction materials to Gladstone	Articulated	1/01/2008	1/01/2009	365.25	2.00	0.01		Gladstone - GPF_LUK_02a
	Construction materials to Brisbane	Articulated	1/01/2008	1/01/2009	365.25	4.00	0.02		Brisbane - GPF_LUK_02a
	Gravel truck	Road Train	1/01/2008	1/01/2009	365.25	0.42	0.00		Brisbane - GPF_LUK_02a
Pad - Materials	Concrete truck	Road Train	1/01/2008	1/01/2009	365.25	3.04	0.02		Roma - GPF_LUK_02a
Building - Construction Machinery	Drill/workover rigs - Travel to site	Articulated	1/01/2008	1/01/2009	365.25	2	0.01		Brisbane - GPF_LUK_02a
Staff	Staff travel daily to site from camp within internal constructed roads. No additional travel on public roads								
Potable Water	Potable water taken to site from camp. No additional movement on public roads								
Non potable water and waste water	Non potable water sourced from drill well. No additional movement on public roads								
Fuel	Fuel truck	Rigid	1/01/2008	1/01/2009	365.25	2.80	0.02		Roma - GPF_LUK_02a
	Fuel tanker	Road Train	1/01/2008	1/01/2009	365.25	1.24	0.01		Brisbane - Roma
Waste	Solid waste disposal	Articulated	1/01/2008	1/01/2009	365.25	1.00	0.01		Roma - GPF_LUK_02a
Consumables	Nil consumables								
Other	Nil other								

Well Operation	Description	Vehicle Type	Beginning Date	Ending Date	Duration (Days)	Total Loads	Average Trips per day		Route Description
Maintenance Vehicles	Maintenance truck	Articulated	1/01/2008	19/12/2007	365.25	12.00	0.07		Roma - GPF_LUK_02a
Maintenance Equipment	Nil maintenance equipment								

Component

ID	GPF_LUK_02a		
Begin HP Network Construction	1/09/2017	(Same timing as GPF)	
End HP Network Construction	26/10/2017		
Length of HP Pipe	22.05	km	
Construction Rate	0.4	km/day	
Construction Time	55.1	days	
Truck capacity	162	m/truck	
Staff	80	people	

HP Network

CAMP	Description	Vehicle Type	Beginning Date	Ending Date	Duration (Days)	Total Loads	Average Trips per day	Delivery Frequency (1 truck daily or days)	Route Description
Building - Materials	80 mobile homes - arrive	Articulated	4/08/2017	1/09/2017	28	80	5.71	0.35	Brisbane - GPF_LUK_02a
	80 mobile homes - depart	Articulated	26/10/2017	23/11/2017	28	80	5.71	0.35	Roma - GPF_LUK_02a
	General materials	Articulated	4/08/2017	1/09/2017	28	2.67	0.19	10.50	Brisbane - GPF_LUK_02a
Building - Construction Machinery	Concrete truck	Rigid	4/08/2017	1/09/2017	28	27	1.93	1.04	Roma - GPF_LUK_02a
Staff	80 HP Network Staff								
	20 ppl per bus	Rigid	1/09/2017	26/10/2017	55.114575	9.06	0.33	6.08	Romaair - GPF_LUK_02a
	4 week shift continuous								
	20 HP Network staff	Light	1/09/2017	26/10/2017	55.114575	60.40	2.19	0.91	Romaair - GPF_LUK_02a
	1 person per car								
Potable Water	4 week shift continuous	Rigid	4/08/2017	1/09/2017	28	4.00	0.29	7.00	Romaair - GPF_LUK_02a
	40 establishment staff								
	20ppl per bus	Light	4/08/2017	1/09/2017	28	20.00	1.43	1.40	Romaair - GPF_LUK_02a
	2wk shift								
	10 establishment staff								
Camp Operation	1 person per car								
	2wk shift								
Potable Water Construction	Water truck	Rigid	4/08/2017	1/09/2017	28	14.00	1.00	2.00	Roma - GPF_LUK_02a
Potable Water Operation	Water truck	Rigid	1/09/2017	26/10/2017	55.11	22.05	0.80	2.50	Roma - GPF_LUK_02a
Potable Water Operation	Water truck	Rigid	1/09/2017	26/10/2017	55.11	22.05	0.80	2.50	Roma - GPF_LUK_02a
Consumables	Food truck	Rigid	4/08/2017	1/09/2017	28	0.84	0.06	33.33	Brisbane - GPF_LUK_02a
	Camp Construction	Rigid	4/08/2017	1/09/2017	28	0.84	0.06	33.33	Gladstone - GPF_LUK_02a
	Camp Operation	Rigid	1/09/2017	26/10/2017	55.11	2.65	0.10	20.83	Brisbane - GPF_LUK_02a
Camp Operation	Food truck	Rigid	1/09/2017	26/10/2017	55.11	2.65	0.10	20.83	Gladstone - GPF_LUK_02a
	Food truck								
	Food truck								
Other	Nil other								

HP Network Construction	Description	Vehicle Type	Beginning Date	Ending Date	Duration (Days)	Total Loads	Average Trips per day per site		Route Description
Building - Materials	HP Pipe delivery	Articulated	2/08/2017	26/09/2017	55.114575	54.43	1.98	1.01	Gladstone - GPF_LUK_02a
	HP Pipe delivery	Articulated	2/08/2017	26/09/2017	55.114575	81.65	2.96	0.68	Brisbane - GPF_LUK_02a
	Fittings and miscellaneous	Articulated	1/09/2017	26/10/2017	55.114575	44.09	1.60	1.25	Gladstone - GPF_LUK_02a
Building - Construction Machinery	Construction machinery - Travel to site	Articulated	1/09/2017	26/10/2017	55.114575	20	0.73	2.76	Brisbane - GPF_LUK_02a
Staff	Staff travel daily to site from camp within internal constructed roads. No additional travel on public roads								
Potable Water	Potable water taken to site from camp. No additional movement on public roads								
Non potable water and waste water	Non potable water sourced from drill well. No additional movement on public roads								
Fuel	Fuel truck	Rigid	1/09/2017	26/10/2017	55.114575	18.37	0.67		Roma - GPF_LUK_02a
	Fuel tanker	Road Train	1/09/2017	26/10/2017	55.114575	8.11	0.29	6.80	Brisbane - Roma
Waste	Solid waste disposal	Articulated	1/09/2017	26/10/2017	55.114575	7.87	0.29		Roma - GPF_LUK_02a
Consumables	Nil consumables								
Other	Nil other								

Component

ID	GPF_LUK_02a		
Begin gathering construction	1/01/2008	(Same timing as drilling)	
End gathering construction	1/01/2009	(Same timing as drilling)	
Staff	120	people	

Gas and Water Gathering

CAMP	Description	Vehicle Type	Beginning Date	Ending Date	Duration (Days)	Total Loads	Average Trips per day	Delivery Frequency (1 truck daily or days)	Route Description
Building - Materials	120 mobile homes - arrive	Articulated	4/12/2007	1/01/2008	28	120	8.57	0.23	Brisbane - GPF_LUK_02a
	120 mobile homes - depart	Articulated	1/01/2009	29/01/2009	28	120	8.57	0.23	Roma - GPF_LUK_02a
	General materials	Articulated	4/12/2007	1/01/2008	28	4.00	0.29	7.00	Brisbane - GPF_LUK_02a
Building - Construction Machinery	Concrete truck	Rigid	4/12/2007	1/01/2008	28	41	2.90	0.69	Roma - GPF_LUK_02a
Staff	180 Gathering Staff								
	20 ppl per bus	Rigid	1/01/2008	1/01/2009	366	100.27	0.55	3.65	Romaair - GPF_LUK_02a
	4 week shift continuous								
	20 HP Gathering Staff	Light	1/01/2008	1/01/2009	366	401.10	2.19	0.91	Romaair - GPF_LUK_02a
	1 person per car								
Potable Water	4 week shift continuous	Rigid	4/12/2007	1/01/2008	28	4.00	0.29	7.00	Romaair - GPF_LUK_02a
	20ppl per bus								
	2wk shift	Light	4/12/2007	1/01/2008	28	20.00	1.43	1.40	Romaair - GPF_LUK_02a
	10 establishment staff								
	1 person per car								
Camp Operation	2wk shift								
Potable Water Construction	Water truck	Rigid	4/12/2007	1/01/2008	28	14.00	1.00	2.00	Roma - GPF_LUK_02a
Potable Water Operation	Water truck	Rigid	1/01/2008	1/01/2009	366.00	219.60	1.67		Roma - GPF_LUK_02a
Potable Water Operation	Water truck	Rigid	1/01/2008	1/01/2009	366.00	219.60	1.20	1.67	Roma - GPF_LUK_02a
Consumables	Food truck	Rigid	4/12/2007	1/01/2008	28	1.68	0.12	16.67	Brisbane - GPF_LUK_02a
	Camp Construction	Rigid	4/12/2007	1/01/2008	28	1.68	0.12	16.67	Brisbane - GPF_LUK_02a
	Camp Operation	Rigid	1/01/2008	1/01/2009	366.00	26.35	0.14	13.89	Gladstone - GPF_LUK_02a
Camp Operation	Food truck	Rigid	1/01/2008	1/01/2009	366.00	26.35	0.14	13.89	Gladstone - GPF_LUK_02a
	Food truck								
	Food truck								
Other	Nil other								

Gathering Construction	Description	Vehicle Type	Beginning Date	Ending Date	Duration (Days)	Total Loads Required per well network	Average Trips per day per well network		Route Description
Building - Materials	Pipe Materials	Articulated	1/01/2008	1/01/2009	365	1.13	0.01		Townsville - GPF_LUK_02a
	Pipe Materials	Articulated	1/01/2008	1/01/2009	365	1.13	0.01		Brisbane - GPF_LUK_02a
Building - Construction Machinery	Equipment Travel	Articulated	25/12/2007	1/01/2008	7	20 (total - not per well)	5.71		Brisbane - GPF_LUK_02a
Staff	Staff travel daily to site from camp within internal constructed roads. No additional travel on public roads								
Potable Water	Potable water taken to site from camp. No additional movement on public roads								
Non potable water and waste water	Non potable water sourced from drill well. No additional movement on public roads								
Fuel	Fuel truck	Rigid	1/01/2008	1/01/2009	365	2.80	0.02		Roma - GPF_LUK_02a
	Fuel tanker	Road Train	1/01/2008	1/01/2009	365	1.24	0.01		Brisbane - Roma
Waste	Solid waste removal	Articulated	1/01/2008	1/01/2009	365	1.00	0.01		Roma - GPF_LUK_02a
Consumables	Nil consumables								
Other	Nil other								

Component

GPF ID	GPF_LUK_02a		
WTF ID	Nil		
Online 1 - Begin Construction	0/01/1900		
Online 1 - Completion Date	0/01/1900		
Online 1 - Capacity	0		
Online 1 - Staff	0		
Online 1 - Build Time	0		
Online 2 - Begin Construction	0/01/1900		
Online 2 - Completion Date	0/01/1900		
Online 2 - Capacity	0		
Online 2 - Staff	0		

Water Treatment Facilities

Online 2 - Build Time 0

Online 3 - Begin Construction 0/01/1900
 Online 3 - Completion Date 0/01/1900
 Online 3 - Capacity 0
 Online 3 - Staff 0
 Online 3 - Build Time 0

Online 4 - Begin Construction 0/01/1900
 Online 4 - Completion Date 0/01/1900
 Online 4 - Capacity 0
 Online 4 - Staff 0
 Online 4 - Build Time 0

CAMP Online 1	Description	Vehicle Type	Beginning Date	Ending Date	Duration (Days)	Total Loads	Average Trips per day	Delivery Frequency (1 truck every xx days)	Route Description
Building - Materials No mobile homes - 0	0 mobile homes - arrive	Articulated	0/01/1900	0/01/1900	28	0	0.00	0.00	Brisbane - GPF_LUK_02a
	0 mobile homes - depart	Articulated	0/01/1900	0/01/1900	28	0	0.00	0.00	Roma - GPF_LUK_02a
	General materials	Articulated	0/01/1900	0/01/1900	28	0.00	0.00	0.00	Brisbane - GPF_LUK_02a
Building - Construction Machinery	Mobile cranes - travel to site	Articulated	0/01/1900	0/01/1900	7	0	0.00	0.00	Brisbane - GPF_LUK_02a
	Concrete truck	Rigid	0/01/1900	0/01/1900	28	0	0.00	0.00	Roma - GPF_LUK_02a
	Backhoe - travel to site	Articulated	0/01/1900	0/01/1900	7	0	0.00	0.00	Brisbane - GPF_LUK_02a
Staff	20 WTF construction staff 20 ppl per bus 2 week shift	Rigid	0/01/1900	0/01/1900	0	0.00	0.00	0.00	Romaair - GPF_LUK_02a
	20 establishment staff 1 person per car	Light	0/01/1900	0/01/1900	0	0.00	0.00	0.00	Romaair - GPF_LUK_02a
	0 2wk shift 40 establishment staff 20ppl per bus	Rigid	0/01/1900	0/01/1900	0	0.00	0.00	0.00	Romaair - GPF_LUK_02a
	2wk shift 10 establishment staff 1 person per car	Light	0/01/1900	0/01/1900	0	0.00	0.00	0.00	Romaair - GPF_LUK_02a
Potable Water	Construction	Water truck	Rigid	0/01/1900	0	0.00	0.00	0.00	Roma - GPF_LUK_02a
	Operation	Water truck	Rigid	0/01/1900	0.00	0.00	0.00	0.00	Roma - GPF_LUK_02a
	Operation	Water truck	Rigid	0/01/1900	0.00	0.00	0.00	0.00	Roma - GPF_LUK_02a
Consumables	Camp Construction	Food truck	Rigid	0/01/1900	0	0	0.00	0.00	Brisbane - GPF_LUK_02a
	Camp Operation	Food truck	Rigid	0/01/1900	0.00	0.00	0.00	0.00	Brisbane - GPF_LUK_02a
Other	Nil other								

CAMP Online 2	Description	Vehicle Type	Beginning Date	Ending Date	Duration (Days)	Total Loads	Average Trips per day	Delivery Frequency (1 truck every xx days)	Route Description
Building - Materials No mobile homes - 0	0 mobile homes - arrive	Articulated	0/01/1900	0/01/1900	28	0	0.00	0.00	Brisbane - GPF_LUK_02a
	0 mobile homes - depart	Articulated	0/01/1900	0/01/1900	14	0	0.00	0.00	Roma - GPF_LUK_02a
	General materials	Articulated	0/01/1900	0/01/1900	28	0.00	0.00	0.00	Brisbane - GPF_LUK_02a
Building - Construction Machinery	Mobile cranes - travel to site	Articulated	0/01/1900	0/01/1900	7	0	0.00	0.00	Brisbane - GPF_LUK_02a
	Concrete truck	Rigid	0/01/1900	0/01/1900	28	0	0.00	0.00	Roma - GPF_LUK_02a
	Backhoe - travel to site	Articulated	0/01/1900	0/01/1900	7	0	0.00	0.00	Brisbane - GPF_LUK_02a
Staff	20 WTF construction staff 20 ppl per bus 2 week shift	Rigid	0/01/1900	0/01/1900	0	0.00	0.00	0.00	Romaair - GPF_LUK_02a
	10 establishment staff 1 person per car	Light	0/01/1900	0/01/1900	0	0.00	0.00	0.00	Romaair - GPF_LUK_02a
	0 2wk shift 40 establishment staff 20ppl per bus	Rigid	0/01/1900	0/01/1900	0	0.00	0.00	0.00	Romaair - GPF_LUK_02a
	2wk shift 10 establishment staff 1 person per car	Light	0/01/1900	0/01/1900	0	0.00	0.00	0.00	Romaair - GPF_LUK_02a
Potable Water	Construction	Water truck	Rigid	0/01/1900	0	0.00	0.00	0.00	Roma - GPF_LUK_02a
	Operation	Water truck	Rigid	0/01/1900	0.00	0.00	0.00	0.00	Roma - GPF_LUK_02a
	Operation	Water truck	Rigid	0/01/1900	0.00	0.00	0.00	0.00	Roma - GPF_LUK_02a
Consumables	Camp Construction	Food truck	Rigid	0/01/1900	0	0	0.00	0.00	Brisbane - GPF_LUK_02a
	Camp Operation	Food truck	Rigid	0/01/1900	0.00	0.00	0.00	0.00	Brisbane - GPF_LUK_02a
Other	Nil other								

CAMP Online 3	Description	Vehicle Type	Beginning Date	Ending Date	Duration (Days)	Total Loads	Average Trips per day	Delivery Frequency (1 truck every xx days)	Route Description
Building - Materials No mobile homes - 0	0 mobile homes - arrive	Articulated	0/01/1900	0/01/1900	28	0	0.00	0.00	Brisbane - GPF_LUK_02a
	0 mobile homes - depart	Articulated	0/01/1900	0/01/1900	14	0	0.00	0.00	Roma - GPF_LUK_02a
	General materials	Articulated	0/01/1900	0/01/1900	28	0.00	0.00	0.00	Brisbane - GPF_LUK_02a
Building - Construction Machinery	Mobile cranes - travel to site	Articulated	0/01/1900	0/01/1900	7	0	0.00	0.00	Brisbane - GPF_LUK_02a
	Concrete truck	Rigid	0/01/1900	0/01/1900	28	0	0.00	0.00	Roma - GPF_LUK_02a
	Backhoe - travel to site	Articulated	0/01/1900	0/01/1900	7	0	0.00	0.00	Brisbane - GPF_LUK_02a
Staff	20 WTF construction staff 20 ppl per bus 2 week shift	Rigid	0/01/1900	0/01/1900	0	0.00	0.00	0.00	Romaair - GPF_LUK_02a
	10 establishment staff 1 person per car	Light	0/01/1900	0/01/1900	0	0.00	0.00	0.00	Romaair - GPF_LUK_02a
	0 2wk shift 40 establishment staff 20ppl per bus	Rigid	0/01/1900	0/01/1900	0	0.00	0.00	0.00	Romaair - GPF_LUK_02a
	2wk shift 10 establishment staff 1 person per car	Light	0/01/1900	0/01/1900	0	0.00	0.00	0.00	Romaair - GPF_LUK_02a
Potable Water	Construction	Water truck	Rigid	0/01/1900	0	0.00	0.00	0.00	Roma - GPF_LUK_02a
	Operation	Water truck	Rigid	0/01/1900	0.00	0.00	0.00	0.00	Roma - GPF_LUK_02a
	Operation	Water truck	Rigid	0/01/1900	0.00	0.00	0.00	0.00	Roma - GPF_LUK_02a
Consumables	Camp Construction	Food truck	Rigid	0/01/1900	0	0	0.00	0.00	Brisbane - GPF_LUK_02a
	Camp Operation	Food truck	Rigid	0/01/1900	0.00	0.00	0.00	0.00	Brisbane - GPF_LUK_02a
Other	Nil other								

CAMP Online 4	Description	Vehicle Type	Beginning Date	Ending Date	Duration (Days)	Total Loads	Average Trips per day	Delivery Frequency (1 truck every xx days)	Route Description
Building - Materials No mobile homes - 0	0 mobile homes - arrive	Articulated	0/01/1900	0/01/1900	28	0	0.00	0.00	Brisbane - GPF_LUK_02a
	0 mobile homes - depart	Articulated	0/01/1900	0/01/1900	14	0	0.00	0.00	Roma - GPF_LUK_02a
	General materials	Articulated	0/01/1900	0/01/1900	28	0.00	0.00	0.00	Brisbane - GPF_LUK_02a
Building - Construction Machinery	Mobile cranes - travel to site	Articulated	0/01/1900	0/01/1900	7	0	0.00	0.00	Brisbane - GPF_LUK_02a
	Concrete truck	Rigid	0/01/1900	0/01/1900	28	0	0.00	0.00	Roma - GPF_LUK_02a
	Backhoe - travel to site	Articulated	0/01/1900	0/01/1900	7	0	0.00	0.00	Brisbane - GPF_LUK_02a
Staff	20 WTF construction staff 20 ppl per bus 2 week shift	Rigid	0/01/1900	0/01/1900	0	0.00	0.00	0.00	Romaair - GPF_LUK_02a
	10 establishment staff 1 person per car	Light	0/01/1900	0/01/1900	0	0.00	0.00	0.00	Romaair - GPF_LUK_02a
	0 2wk shift 40 establishment staff 20ppl per bus	Rigid	0/01/1900	0/01/1900	0	0.00	0.00	0.00	Romaair - GPF_LUK_02a
	2wk shift 10 establishment staff 1 person per car	Light	0/01/1900	0/01/1900	0	0.00	0.00	0.00	Romaair - GPF_LUK_02a
Potable Water	Construction	Water truck	Rigid	0/01/1900	0	0.00	0.00	0.00	Roma - GPF_LUK_02a
	Operation	Water truck	Rigid	0/01/1900	0.00	0.00	0.00	0.00	Roma - GPF_LUK_02a
	Operation	Water truck	Rigid	0/01/1900	0.00	0.00	0.00	0.00	Roma - GPF_LUK_02a
Consumables	Camp Construction	Food truck	Rigid	0/01/1900	0	0	0.00	0.00	Brisbane - GPF_LUK_02a
	Camp Operation	Food truck	Rigid	0/01/1900	0.00	0.00	0.00	0.00	Brisbane - GPF_LUK_02a
Other	Nil other								

WTF CONSTRUCTION Online 1	Description	Vehicle Type	Beginning Date	Ending Date	Duration (Days)	Total Loads	Average Trips per day	Delivery Frequency (1 truck every xx days)	Route Description
Building - Materials	Construction materials Ex Gladstone	Road Train	0/01/1900	0/01/1900	0	0	0.00	0.00	Gladstone - GPF_LUK_02a
	Construction materials Ex Brisbane	Road Train	0/01/1900	0/01/1900	0	0	0.00	0.00	Brisbane - GPF_LUK_02a
	NO Units transport	Overseas	0/01/1900	0/01/1900	0	0	0.00	0.00	Brisbane - GPF_LUK_02a
Building - Construction Machinery	Gravel truck	Road Train	0/01/1900	0/01/1900	0	0	0.00	0.00	Roma - GPF_LUK_02a
	WTF construction machinery	Articulated	0/01/1900	0/01/1900	7	0	0.00	0.00	Brisbane - GPF_LUK_02a
	Concrete truck	Rigid	0/01/1900	0/01/1900	0	0	0.00	0.00	Roma - GPF_LUK_02a
Access to WTF/Camp	Gravel truck	Road Train	0/01/1900	0/01/1900	30	0	0.00	0.00	Roma - GPF_LUK_02a
Access - Construction Machinery	All access machinery already on site. No additional movement on public roads.								
Staff	Staff travel daily to site from camp within internal constructed roads. No additional travel on public roads								
Potable Water	Potable water taken to site from camp. No additional movement on public roads								
Non potable water	Water truck	Rigid	0/01/1900	0/01/1900	0	0.00	0.00	0.00	Roma - GPF_LUK_02a
Fuel	Fuel truck	Rigid	0/01/1900	0/01/1900	0	0.00	0.00	0.00	Roma - GPF_LUK_02a
	Fuel tanker	Road Train	0/01/1900	0/01/1900	0	0.00	0.00	0.00	Brisbane - Roma
Waste	Solid waste disposal	Articulated	0/01/1900	0/01/1900	0	0.00	0.00	0.00	Roma - GPF_LUK_02a
	Liquid waste disposal	Articulated	0/01/1900	0/01/1900	0	0.00	0.00	0.00	Roma - GPF_LUK_02a
Consumables	Nil consumables								
Other	Nil other								

WTF CONSTRUCTION Online 2	Description	Vehicle Type	Beginning Date	Ending Date	Duration (Days)	Total Loads	Average Trips per day	Delivery Frequency (1 truck every xx days)	Route Description
Building - Materials	Construction materials Ex Gladstone	Road Train	0/01/1900	0/01/1900	0	0	0.00	0.00	Gladstone - GPF_LUK_02a

Building - Construction Machinery	Construction materials Ex Brisbane	Road Train	0/01/1900	0/01/1900	0	0	0.00	0.00	Brisbane - GPF_LUK_02a
	RO Units transport	Oversize	0/01/1900	0/01/1900	0	0	0.00	0.00	Brisbane - GPF_LUK_02a
	Gravel truck	Road Train	0/01/1900	0/01/1900	0	0	0.00	0.00	Roma - GPF_LUK_02a
	WTF construction machinery	Articulated	0/01/1900	0/01/1900	7	0	0.00	0.00	Brisbane - GPF_LUK_02a
Access to WTF/Camp	Concrete truck	Rigid	0/01/1900	0/01/1900	0	0	0.00	0.00	Roma - GPF_LUK_02a
	Gravel truck	Road Train	0/01/1900	0/01/1900	30	0	0.00	0.00	Roma - GPF_LUK_02a
	All access machinery already on site. No additional movement on public roads								
	Staff travel daily to site from camp within internal constructed roads. No additional travel on public roads								
Potable Water	Potable water taken to site from camp. No additional movement on public roads								
	Water truck	Rigid	0/01/1900	0/01/1900	0	0.00	0.00	0.00	Roma - GPF_LUK_02a
	Fuel truck	Rigid	0/01/1900	0/01/1900	0	0.00	0.00	0.00	Roma - GPF_LUK_02a
	Fuel tanker	Road Train	0/01/1900	0/01/1900	0	0.00	0.00	0.00	Brisbane - Roma
Waste	Solid waste disposal	Articulated	0/01/1900	0/01/1900	0	0.00	0.00	0.00	Roma - GPF_LUK_02a
	Liquid waste disposal	Articulated	0/01/1900	0/01/1900	0	0.00	0.00	0.00	Roma - GPF_LUK_02a
	Nil consumables								
	Nil other								

WTF CONSTRUCTION Outline 3	Description	Vehicle Type	Beginning Date	Ending Date	Duration (Days)	Total Loads	Average Trips per day	Delivery Frequency (1 truck every 14 days)	Route Description
Building - Materials	Construction materials Ex Gladstone	Road Train	0/01/1900	0/01/1900	0	0	0.00	0.00	Gladstone - GPF_LUK_02a
	Construction materials Ex Brisbane	Road Train	0/01/1900	0/01/1900	0	0	0.00	0.00	Brisbane - GPF_LUK_02a
	RO Units transport	Oversize	0/01/1900	0/01/1900	0	0	0.00	0.00	Brisbane - GPF_LUK_02a
	Gravel truck	Road Train	0/01/1900	0/01/1900	0	0	0.00	0.00	Roma - GPF_LUK_02a
Building - Construction Machinery	WTF construction machinery	Articulated	0/01/1900	0/01/1900	7	0	0.00	0.00	Brisbane - GPF_LUK_02a
	Concrete truck	Rigid	0/01/1900	0/01/1900	0	0	0.00	0.00	Roma - GPF_LUK_02a
	Gravel truck	Road Train	0/01/1900	0/01/1900	30	0	0.00	0.00	Roma - GPF_LUK_02a
	All access machinery already on site. No additional movement on public roads								
Access - Construction Machinery	Staff travel daily to site from camp within internal constructed roads. No additional travel on public roads								
	Potable water taken to site from camp. No additional movement on public roads								
	Water truck	Rigid	0/01/1900	0/01/1900	0	0.00	0.00	0.00	Roma - GPF_LUK_02a
	Fuel truck	Rigid	0/01/1900	0/01/1900	0	0.00	0.00	0.00	Roma - GPF_LUK_02a
Waste	Solid waste disposal	Articulated	0/01/1900	0/01/1900	0	0.00	0.00	0.00	Roma - GPF_LUK_02a
	Liquid waste disposal	Articulated	0/01/1900	0/01/1900	0	0.00	0.00	0.00	Roma - GPF_LUK_02a
	Nil consumables								
	Nil other								

WTF CONSTRUCTION Outline 4	Description	Vehicle Type	Beginning Date	Ending Date	Duration (Days)	Total Loads	Average Trips per day	Delivery Frequency (1 truck every 14 days)	Route Description
Building - Materials	Construction materials Ex Gladstone	Road Train	0/01/1900	0/01/1900	0	0	0.00	0.00	Gladstone - GPF_LUK_02a
	Construction materials Ex Brisbane	Road Train	0/01/1900	0/01/1900	0	0	0.00	0.00	Brisbane - GPF_LUK_02a
	RO Units transport	Oversize	0/01/1900	0/01/1900	0	0	0.00	0.00	Brisbane - GPF_LUK_02a
	Gravel truck	Road Train	0/01/1900	0/01/1900	0	0	0.00	0.00	Roma - GPF_LUK_02a
Building - Construction Machinery	WTF construction machinery	Articulated	0/01/1900	0/01/1900	7	0	0.00	0.00	Brisbane - GPF_LUK_02a
	Concrete truck	Rigid	0/01/1900	0/01/1900	0	0	0.00	0.00	Roma - GPF_LUK_02a
	Gravel truck	Road Train	0/01/1900	0/01/1900	30	0	0.00	0.00	Roma - GPF_LUK_02a
	All access machinery already on site. No additional movement on public roads								
Access - Construction Machinery	Staff travel daily to site from camp within internal constructed roads. No additional travel on public roads								
	Potable water taken to site from camp. No additional movement on public roads								
	Water truck	Rigid	0/01/1900	0/01/1900	0	0.00	0.00	0.00	Roma - GPF_LUK_02a
	Fuel truck	Rigid	0/01/1900	0/01/1900	0	0.00	0.00	0.00	Roma - GPF_LUK_02a
Waste	Solid waste disposal	Articulated	0/01/1900	0/01/1900	0	0.00	0.00	0.00	Roma - GPF_LUK_02a
	Liquid waste disposal	Articulated	0/01/1900	0/01/1900	0	0.00	0.00	0.00	Roma - GPF_LUK_02a
	Nil consumables								
	Nil other								

WTF OPERATION	Description	Vehicle Type	Beginning Date	Ending Date	Duration (Days)	Total Loads	Average Trips per day	Delivery Frequency (1 truck every 14 days)	Route Description
Maintenance Vehicles	Maintenance trucks	Articulated	0/01/1900	18/12/1949	18250	0.00	0.00	0.00	Roma - GPF_LUK_02a
Maintenance Equipment	Nil maintenance equipment								
Staff	0 WTF operation staff	Rigid	0/01/1900	18/12/1949	18250	0.00	0.00	0.00	Romaair - GPF_LUK_02a
	20 ppl per bus								
	2 week shift								
	10 WTF operation staff								
Potable Water	1 ppl per car	Light	0/01/1900	18/12/1949	18250	0.00	0.00	0.00	Romaair - GPF_LUK_02a
	2 week shift								
	Water truck								
	Non-potable water to be available locally (drill water). No transport on public roads								
Non-potable water	Water truck	Rigid	0/01/1900	18/12/1949	18250	0.00	0.00	0.00	Roma - GPF_LUK_02a
	Fuel truck	Rigid	0/01/1900	18/12/1949	18250	0.00	0.00	0.00	Roma - GPF_LUK_02a
	Fuel tanker	Road Train	0/01/1900	18/12/1949	18250	0.00	0.00	0.00	Brisbane - Roma
	Solid waste disposal	Articulated	0/01/1900	18/12/1949	18250	0.00	0.00	0.00	Roma - GPF_LUK_02a
Consumables	Food truck	Rigid	0/01/1900	18/12/1949	18250	0	0.00	0.00	Roma - GPF_LUK_02a
	Nil consumables								
	Nil other								
	Other								

Traffic Summary - Major items	Vehicle	Capacity	No. Loads	Quantity	GPF_LUK_02a
	Fuel truck	15000	239	3,580,425 L	
	Fuel tanker	34000	105	3,580,425 L	
	Concrete truck	7.4	500	3,700 m³	
	Water truck	20000	5784	115,685,547 L	
	Food truck	5000	667	3,334,795 kg	
	Gravel truck	40	2225	89,000 m³	
	Total movements all vehicles on public roads	13,698			
	Total trips all vehicles on public roads	27,396			
	Total Distance Travelled	4,549,608	VKT		
	Average L/km	0.787	L/km		
	Average Trip Distance	166.1	km		

Well Construction	Description	Vehicle Type	Beginning Date	Ending Date	Duration (Days)	Total Required per well	Average Trips per day per well		Route Description
Building - Materials	Construction materials Ex Gladstone	Articulated	1/01/2015	31/12/2031	365.25	2.00	0.01		Gladstone - GPF_HCK_01a
	Construction materials Ex Brisbane	Articulated	1/01/2015	31/12/2031	365.25	4.00	0.02		Brisbane - GPF_HCK_01a
	Gravel truck	Road Train	1/01/2015	31/12/2031	365.25	0.42	0.00		Brisbane - GPF_HCK_01a
Pad - Materials	Concrete truck	Road Train	1/01/2015	31/12/2031	365.25	3.04	0.02		Miles - GPF_HCK_01a
Building - Construction Machinery	Drill/workover rigs - Travel to site	Articulated	1/01/2015	31/12/2031	365.25	2	0.01		Brisbane - GPF_HCK_01a
Staff	Staff travel daily to site from camp within internal constructed roads. No additional travel on public roads								
Potable Water	Potable water taken to site from camp. No additional movement on public roads								
Non potable water and waste water	Non potable water sourced from drill well. No additional movement on public roads								
Fuel	Fuel truck	Rigid Road Train	1/01/2015	31/12/2031	365.25	2.80	0.02		Miles - GPF_HCK_01a
	Fuel tanker		1/01/2015	31/12/2031	365.25	1.24	0.01		Brisbane - Miles
Waste	Solid waste disposal	Articulated	1/01/2015	31/12/2031	365.25	1.00	0.01		Miles - GPF_HCK_01a
Consumables	Nil consumables								
Other	Nil other								

Well Operation	Description	Vehicle Type	Beginning Date	Ending Date	Duration (Days)	Total Loads	Average Trips per day		Route Description
Maintenance Vehicles	Maintenance truck	Articulated	1/01/2015	19/12/2064	365.25	12.00	0.07		Miles - GPF_HCK_01a
Maintenance Equipment	Nil maintenance equipment								

Component

HP Network

ID	GPF_HCK_01a
Begin HP Network Construction	1/09/2018 (Same timing as GPF)
End HP Network Construction	26/10/2018
Length of HP Pipe	22.05 km
Construction Rate	0.4 km/day
Construction Time	55.1 days
Truck capacity	162 m³/truck
Staff	80 people

CAMP	Description	Vehicle Type	Beginning Date	Ending Date	Duration (Days)	Total Loads	Average Trips per day	Delivery Frequency (1 truck daily or more)	Route Description
Building - Materials	80 mobile homes - arrive	Articulated	4/08/2018	1/09/2018	28	80	5.71	0.35	Brisbane - GPF_HCK_01a
	80 mobile homes - depart	Articulated	26/10/2018	23/11/2018	28	80	5.71	0.35	Miles - GPF_HCK_01a
	General materials	Articulated	4/08/2018	1/09/2018	28	2.67	0.19	10.50	Brisbane - GPF_HCK_01a
Building - Construction Machinery	Concrete truck	Rigid	4/08/2018	1/09/2018	28	27	1.93	1.04	Miles - GPF_HCK_01a
Staff	60 HP Network Staff	Rigid	1/09/2018	26/10/2018	55.114575	9.06	0.33	6.08	Milesair - GPF_HCK_01a
	20 ppl per bus								
	4 week shift continuous								
	20 HP Network staff	Light	1/09/2018	26/10/2018	55.114575	60.40	2.19	0.91	Milesair - GPF_HCK_01a
	1 person per car								
	4 week shift continuous	Rigid	4/08/2018	1/09/2018	28	4.00	0.29	7.00	Milesair - GPF_HCK_01a
Potable Water	40 establishment staff								
	20ppl per bus								
	2wk shift	Light	4/08/2018	1/09/2018	28	20.00	1.43	1.40	Milesair - GPF_HCK_01a
	10 establishment staff								
Camp Construction	Food truck	Rigid	4/08/2018	1/09/2018	28	0.84	0.06	33.33	Brisbane - GPF_HCK_01a
	Food truck	Rigid	1/09/2018	26/10/2018	55.11	2.65	0.10	20.83	Gladstone - GPF_HCK_01a
Camp Operation	Food truck	Rigid	1/09/2018	26/10/2018	55.11	2.65	0.10	20.83	Brisbane - GPF_HCK_01a
	Food truck	Rigid	1/09/2018	26/10/2018	55.11	2.65	0.10	20.83	Gladstone - GPF_HCK_01a
Other	Nil other								

HP Network Construction	Description	Vehicle Type	Beginning Date	Ending Date	Duration (Days)	Total Loads	Average Trips per day per site		Route Description
Building - Materials	HP Pipe delivery	Articulated	2/08/2018	26/09/2018	55.114575	54.43	1.98	1.01	Gladstone - GPF_HCK_01a
	HP Pipe delivery	Articulated	2/08/2018	26/09/2018	55.114575	81.65	2.96	0.68	Brisbane - GPF_HCK_01a
	Fittings and miscellaneous	Articulated	1/08/2018	26/10/2018	55.114575	44.09	1.60	1.25	Gladstone - GPF_HCK_01a
Building - Construction Machinery	Construction machinery - Travel to site	Articulated	1/09/2018	26/10/2018	55.114575	20	0.73	2.76	Brisbane - GPF_HCK_01a
Staff	Staff travel daily to site from camp within internal constructed roads. No additional travel on public roads								
Potable Water	Potable water taken to site from camp. No additional movement on public roads								
Non-potable water and waste water	Non potable water sourced from drill well. No additional movement on public roads								
Fuel	Fuel truck	Rigid Road Train	1/09/2018	26/10/2018	55.114575	18.37	0.67		Miles - GPF_HCK_01a
	Fuel tanker		1/09/2018	26/10/2018	55.114575	8.11	0.29	6.80	Brisbane - Miles
Waste	Solid waste disposal	Articulated	1/09/2018	26/10/2018	55.114575	7.87	0.29		Miles - GPF_HCK_01a
Consumables	Nil consumables								
Other	Nil other								

Component

Gas and Water Gathering

ID	GPF_HCK_01a
Begin gathering construction	1/01/2015 (Same timing as drilling)
End gathering construction	31/12/2031 (Same timing as drilling)
Staff	120 people

CAMP	Description	Vehicle Type	Beginning Date	Ending Date	Duration (Days)	Total Loads	Average Trips per day	Delivery Frequency (1 truck daily or more)	Route Description
Building - Materials	150 mobile homes - arrive	Articulated	4/12/2014	1/01/2015	28	120	8.57	0.23	Brisbane - GPF_HCK_01a
	150 mobile homes - depart	Articulated	31/12/2031	26/01/2032	28	120	8.57	0.23	Miles - GPF_HCK_01a
	General materials	Articulated	4/12/2014	1/01/2015	28	4.00	0.29	7.00	Brisbane - GPF_HCK_01a
Building - Construction Machinery	Concrete truck	Rigid	4/12/2014	1/01/2015	28	41	2.90	0.69	Miles - GPF_HCK_01a
Staff	100 Gathering Staff	Rigid	1/01/2015	31/12/2031	6208	1700.82	0.55	3.65	Milesair - GPF_HCK_01a
	20 ppl per bus								
	4 week shift continuous								
	20 HP Gathering Staff	Light	1/01/2015	31/12/2031	6208	6803.29	2.19	0.91	Milesair - GPF_HCK_01a
	1 person per car								
	4 week shift continuous	Rigid	4/12/2014	1/01/2015	28	4.00	0.29	7.00	Milesair - GPF_HCK_01a
Potable Water	40 establishment staff								
	20ppl per bus								
	2wk shift	Light	4/12/2014	1/01/2015	28	20.00	1.43	1.40	Milesair - GPF_HCK_01a
	10 establishment staff								
Camp Construction	Food truck	Rigid	4/12/2014	1/01/2015	28	1.68	0.12	16.67	Brisbane - GPF_HCK_01a
	Food truck	Rigid	1/01/2015	31/12/2031	6208.00	446.98	0.14	13.89	Brisbane - GPF_HCK_01a
Camp Operation	Food truck	Rigid	1/01/2015	31/12/2031	6208.00	446.98	0.14	13.89	Gladstone - GPF_HCK_01a
	Food truck	Rigid	1/01/2015	31/12/2031	6208.00	446.98	0.14	13.89	Gladstone - GPF_HCK_01a
Other	Nil other								

Gathering Construction	Description	Vehicle Type	Beginning Date	Ending Date	Duration (Days)	Total Loads Required per well network	Average Trips per day per well network		Route Description
Building - Materials	Pipe Materials	Articulated	1/01/2015	31/12/2031	365	1.13	0.01		Townsville - GPF_HCK_01a
	Pipe Materials	Articulated	1/01/2015	31/12/2031	365	1.13	0.01		Brisbane - GPF_HCK_01a
Building - Construction Machinery	Equipment Travel	Articulated	25/12/2014	1/01/2015	7	20 (total - not per well)	5.71		Brisbane - GPF_HCK_01a
Staff	Staff travel daily to site from camp within internal constructed roads. No additional travel on public roads								
Potable Water	Potable water taken to site from camp. No additional movement on public roads								
Non-potable water and waste water	Non potable water sourced from drill well. No additional movement on public roads								
Fuel	Fuel truck	Rigid Road Train	1/01/2015	31/12/2031	365	2.80	0.02		Miles - GPF_HCK_01a
	Fuel tanker		1/01/2015	31/12/2031	365	1.24	0.01		Brisbane - Miles
Waste	Solid waste removal	Articulated	1/01/2015	31/12/2031	365	1.00	0.01		Miles - GPF_HCK_01a
Consumables	Nil consumables								
Other	Nil other								

Component

Water Treatment Facilities

GPF ID	GPF_HCK_01a
WTF ID	Nil
Online 1 - Begin Construction	0/01/1900
Online 1 - Completion Date	0/01/1900
Online 1 - Capacity	0
Online 1 - Staff	0
Online 1 - Build Time	0
Online 2 - Begin Construction	0/01/1900
Online 2 - Completion Date	0/01/1900
Online 2 - Capacity	0

Online 2 - Staff 0
 Online 2 - Build Time 0
 Online 3 - Begin Construction 0/01/1900
 Online 3 - Completion Date 0/01/1900
 Online 3 - Capacity 0
 Online 3 - Staff 0
 Online 3 - Build Time 0
 Online 4 - Begin Construction 0/01/1900
 Online 4 - Completion Date 0/01/1900
 Online 4 - Capacity 0
 Online 4 - Staff 0
 Online 4 - Build Time 0

CAMP Online 1	Description	Vehicle Type	Beginning Date	Ending Date	Duration (Days)	Total Loads	Average Trips per day	Delivery Frequency (1 truck empty or days)	Route Description
Building - Materials No mobile homes - 0	1 mobile homes - arrive	Articulated	0/01/1900	0/01/1900	28	0	0.00	0.00	Brisbane - GPF_HCK_01a
	- 0 mobile homes - depart	Articulated	0/01/1900	0/01/1900	28	0	0.00	0.00	Mies - GPF_HCK_01a
	General materials	Articulated	0/01/1900	0/01/1900	28	0.00	0.00	0.00	Brisbane - GPF_HCK_01a
Building - Construction Machinery	Mobile cranes - travel to site	Articulated	0/01/1900	0/01/1900	7	0	0.00	0.00	Brisbane - GPF_HCK_01a
	Concrete truck	Rigid	0/01/1900	0/01/1900	28	0	0.00	0.00	Mies - GPF_HCK_01a
	Backhoe - travel to site	Articulated	0/01/1900	0/01/1900	7	0	0.00	0.00	Brisbane - GPF_HCK_01a
Staff	20 WTF construction staff	Rigid	0/01/1900	0/01/1900	0	0.00	0.00	0.00	Miesair - GPF_HCK_01a
	20 establishment staff								
	1 person per car	Light	0/01/1900	0/01/1900	0	0.00	0.00	0.00	Miesair - GPF_HCK_01a
	0 2wk shift								
	40 establishment staff	Rigid	0/01/1900	0/01/1900	0	0.00	0.00	0.00	Miesair - GPF_HCK_01a
	20 ppl per bus								
Potable Water	Construction	Rigid	0/01/1900	0/01/1900	0	0.00	0.00	0.00	Mies - GPF_HCK_01a
	Operation		0/01/1900	0/01/1900	0.00	0.00	0.00	0.00	Mies - GPF_HCK_01a
	Water truck		0/01/1900	0/01/1900	0.00	0.00	0.00	0.00	Mies - GPF_HCK_01a
Consumables	Camp Construction	Rigid	0/01/1900	0/01/1900	0	0	0.00	0.00	Brisbane - GPF_HCK_01a
	Camp Operation		0/01/1900	0/01/1900	0.00	0.00	0.00	0.00	Brisbane - GPF_HCK_01a
Other	Nil other								

CAMP Online 2	Description	Vehicle Type	Beginning Date	Ending Date	Duration (Days)	Total Loads	Average Trips per day	Delivery Frequency (1 truck empty or days)	Route Description
Building - Materials No mobile homes - 0	1 mobile homes - arrive	Articulated	0/01/1900	0/01/1900	28	0	0.00	0.00	Brisbane - GPF_HCK_01a
	- 0 mobile homes - depart	Articulated	0/01/1900	0/01/1900	14	0	0.00	0.00	Mies - GPF_HCK_01a
	General materials	Articulated	0/01/1900	0/01/1900	28	0.00	0.00	0.00	Brisbane - GPF_HCK_01a
Building - Construction Machinery	Mobile cranes - travel to site	Articulated	0/01/1900	0/01/1900	7	0	0.00	0.00	Brisbane - GPF_HCK_01a
	Concrete truck	Rigid	0/01/1900	0/01/1900	28	0	0.00	0.00	Mies - GPF_HCK_01a
	Backhoe - travel to site	Articulated	0/01/1900	0/01/1900	7	0	0.00	0.00	Brisbane - GPF_HCK_01a
Staff	20 WTF construction staff	Rigid	0/01/1900	0/01/1900	0	0.00	0.00	0.00	Miesair - GPF_HCK_01a
	20 ppl per bus								
	2 week shift	Light	0/01/1900	0/01/1900	0	0.00	0.00	0.00	Miesair - GPF_HCK_01a
	10 establishment staff								
	1 person per car	Rigid	0/01/1900	0/01/1900	0	0.00	0.00	0.00	Miesair - GPF_HCK_01a
	0 2wk shift								
Potable Water	Construction	Rigid	0/01/1900	0/01/1900	0	0.00	0.00	0.00	Mies - GPF_HCK_01a
	Operation		0/01/1900	0/01/1900	0.00	0.00	0.00	0.00	Mies - GPF_HCK_01a
	Water truck		0/01/1900	0/01/1900	0.00	0.00	0.00	0.00	Mies - GPF_HCK_01a
Consumables	Camp Construction	Rigid	0/01/1900	0/01/1900	0	0	0.00	0.00	Brisbane - GPF_HCK_01a
	Camp Operation		0/01/1900	0/01/1900	0.00	0.00	0.00	0.00	Brisbane - GPF_HCK_01a
Other	Nil other								

CAMP Online 3	Description	Vehicle Type	Beginning Date	Ending Date	Duration (Days)	Total Loads	Average Trips per day	Delivery Frequency (1 truck empty or days)	Route Description
Building - Materials No mobile homes - 0	1 mobile homes - arrive	Articulated	0/01/1900	0/01/1900	28	0	0.00	0.00	Brisbane - GPF_HCK_01a
	- 0 mobile homes - depart	Articulated	0/01/1900	0/01/1900	14	0	0.00	0.00	Mies - GPF_HCK_01a
	General materials	Articulated	0/01/1900	0/01/1900	28	0.00	0.00	0.00	Brisbane - GPF_HCK_01a
Building - Construction Machinery	Mobile cranes - travel to site	Articulated	0/01/1900	0/01/1900	7	0	0.00	0.00	Brisbane - GPF_HCK_01a
	Concrete truck	Rigid	0/01/1900	0/01/1900	28	0	0.00	0.00	Mies - GPF_HCK_01a
	Backhoe - travel to site	Articulated	0/01/1900	0/01/1900	7	0	0.00	0.00	Brisbane - GPF_HCK_01a
Staff	20 WTF construction staff	Rigid	0/01/1900	0/01/1900	0	0.00	0.00	0.00	Miesair - GPF_HCK_01a
	20 ppl per bus								
	2 week shift	Light	0/01/1900	0/01/1900	0	0.00	0.00	0.00	Miesair - GPF_HCK_01a
	10 establishment staff								
	1 person per car	Rigid	0/01/1900	0/01/1900	0	0.00	0.00	0.00	Miesair - GPF_HCK_01a
	0 2wk shift								
Potable Water	Construction	Rigid	0/01/1900	0/01/1900	0	0.00	0.00	0.00	Mies - GPF_HCK_01a
	Operation		0/01/1900	0/01/1900	0.00	0.00	0.00	0.00	Mies - GPF_HCK_01a
	Water truck		0/01/1900	0/01/1900	0.00	0.00	0.00	0.00	Mies - GPF_HCK_01a
Consumables	Camp Construction	Rigid	0/01/1900	0/01/1900	0	0	0.00	0.00	Brisbane - GPF_HCK_01a
	Camp Operation		0/01/1900	0/01/1900	0.00	0.00	0.00	0.00	Brisbane - GPF_HCK_01a
Other	Nil other								

CAMP Online 4	Description	Vehicle Type	Beginning Date	Ending Date	Duration (Days)	Total Loads	Average Trips per day	Delivery Frequency (1 truck empty or days)	Route Description
Building - Materials No mobile homes - 0	1 mobile homes - arrive	Articulated	0/01/1900	0/01/1900	28	0	0.00	0.00	Brisbane - GPF_HCK_01a
	- 0 mobile homes - depart	Articulated	0/01/1900	0/01/1900	14	0	0.00	0.00	Mies - GPF_HCK_01a
	General materials	Articulated	0/01/1900	0/01/1900	28	0.00	0.00	0.00	Brisbane - GPF_HCK_01a
Building - Construction Machinery	Mobile cranes - travel to site	Articulated	0/01/1900	0/01/1900	7	0	0.00	0.00	Brisbane - GPF_HCK_01a
	Concrete truck	Rigid	0/01/1900	0/01/1900	28	0	0.00	0.00	Mies - GPF_HCK_01a
	Backhoe - travel to site	Articulated	0/01/1900	0/01/1900	7	0	0.00	0.00	Brisbane - GPF_HCK_01a
Staff	20 WTF construction staff	Rigid	0/01/1900	0/01/1900	0	0.00	0.00	0.00	Miesair - GPF_HCK_01a
	20 ppl per bus								
	2 week shift	Light	0/01/1900	0/01/1900	0	0.00	0.00	0.00	Miesair - GPF_HCK_01a
	10 establishment staff								
	1 person per car	Rigid	0/01/1900	0/01/1900	0	0.00	0.00	0.00	Miesair - GPF_HCK_01a
	0 2wk shift								
Potable Water	Construction	Rigid	0/01/1900	0/01/1900	0	0.00	0.00	0.00	Mies - GPF_HCK_01a
	Operation		0/01/1900	0/01/1900	0.00	0.00	0.00	0.00	Mies - GPF_HCK_01a
	Water truck		0/01/1900	0/01/1900	0.00	0.00	0.00	0.00	Mies - GPF_HCK_01a
Consumables	Camp Construction	Rigid	0/01/1900	0/01/1900	0	0	0.00	0.00	Brisbane - GPF_HCK_01a
	Camp Operation		0/01/1900	0/01/1900	0.00	0.00	0.00	0.00	Brisbane - GPF_HCK_01a
Other	Nil other								

WTF CONSTRUCTION Online 1	Description	Vehicle Type	Beginning Date	Ending Date	Duration (Days)	Total Loads	Average Trips per day	Delivery Frequency (1 truck empty or days)	Route Description
Building - Materials	Construction materials Ex Gladstone	Road Train	0/01/1900	0/01/1900	0	0	0.00	0.00	Gladstone - GPF_HCK_01a
	0 Construction materials Ex Brisbane	Road Train	0/01/1900	0/01/1900	0	0	0.00	0.00	Brisbane - GPF_HCK_01a
	NO Units transport	Overseas	0/01/1900	0/01/1900	0	0	0.00	0.00	Brisbane - GPF_HCK_01a
	Gravel truck	Road Train	0/01/1900	0/01/1900	0	0	0.00	0.00	Mies - GPF_HCK_01a
Building - Construction Machinery	WTF construction machinery	Articulated	0/01/1900	0/01/1900	7	0	0.00	0.00	Brisbane - GPF_HCK_01a
	Concrete truck	Rigid	0/01/1900	0/01/1900	0	0.00	0.00	0.00	Mies - GPF_HCK_01a
Access to WTF/Camp	Gravel truck	Road Train	0/01/1900	0/01/1900	30	0	0.00	0.00	Mies - GPF_HCK_01a
Access - Construction Machinery	All access machinery already on site. No additional movement on public roads.								
Staff	Staff travel daily to site from camp within internal constructed roads. No additional travel on public roads								
Potable Water	Potable water taken to site from camp. No additional movement on public roads								
Non potable water	Water truck	Rigid	0/01/1900	0/01/1900	0	0.00	0.00	0.00	Mies - GPF_HCK_01a
Fuel	Fuel truck	Rigid	0/01/1900	0/01/1900	0	0.00	0.00	0.00	Mies - GPF_HCK_01a
	Fuel tanker		0/01/1900	0/01/1900	0	0.00	0.00	0.00	Brisbane - Mies
Waste	Solid waste disposal	Articulated	0/01/1900	0/01/1900	0	0.00	0.00	0.00	Mies - GPF_HCK_01a
	Liquid waste disposal		0/01/1900	0/01/1900	0	0.00	0.00	0.00	Mies - GPF_HCK_01a
Consumables	Nil consumables								
Other	Nil other								

WTF CONSTRUCTION Online 2	Description	Vehicle Type	Beginning Date	Ending Date	Duration (Days)	Total Loads	Average Trips per day	Delivery Frequency (1 truck empty or days)	Route Description
------------------------------	-------------	--------------	----------------	-------------	--------------------	-------------	--------------------------	--	-------------------

Building - Materials	Construction materials Ex Gladstone	Road Train	0/01/1900	0/01/1900	0	0	0.00	0.00	Gladstone - GPF_HCK_01a
	Construction materials Ex Brisbane	Road Train	0/01/1900	0/01/1900	0	0	0.00	0.00	Brisbane - GPF_HCK_01a
	RO Units transport	Oversize	0/01/1900	0/01/1900	0	0	0.00	0.00	Brisbane - GPF_HCK_01a
	Gravel truck	Road Train	0/01/1900	0/01/1900	0	0	0.00	0.00	Miles - GPF_HCK_01a
Building - Construction Machinery	WTF construction machinery Concrete truck	Articulated Rigid	0/01/1900 0/01/1900	0/01/1900 0/01/1900	7 0	0	0.00 0.00	0.00 0.00	Brisbane - GPF_HCK_01a Miles - GPF_HCK_01a
Access to WTF/Camp	Gravel truck	Road Train	0/01/1900	0/01/1900	30	0	0.00	0.00	Miles - GPF_HCK_01a
Access - Construction Machinery	All access machinery already on site. No additional movement on public roads								
Staff	Staff travel daily to site from camp within internal constructed roads. No additional travel on public roads								
Potable Water	Potable water taken to site from camp. No additional movement on public roads								
Non-potable water	Water truck	Rigid	0/01/1900	0/01/1900	0	0.00	0.00	0.00	Miles - GPF_HCK_01a
Fuel	Fuel truck Fuel tanker	Rigid Road Train	0/01/1900 0/01/1900	0/01/1900 0/01/1900	0 0	0.00 0.00	0.00 0.00	0.00 0.00	Miles - GPF_HCK_01a Brisbane - Miles
Waste	Solid waste disposal Liquid waste disposal	Articulated Articulated	0/01/1900 0/01/1900	0/01/1900 0/01/1900	0 0	0.00 0.00	0.00 0.00	0.00 0.00	Miles - GPF_HCK_01a Miles - GPF_HCK_01a
Consumables	Nil consumables								
Other	Nil other								

WTF CONSTRUCTION Online 2	Description	Vehicle Type	Beginning Date	Ending Date	Duration (Days)	Total Loads	Average Trips per day	Delivery Frequency (1 truck loading or empty)	Route Description
Building - Materials	Construction materials Ex Gladstone	Road Train	0/01/1900	0/01/1900	0	0	0.00	0.00	Gladstone - GPF_HCK_01a
	Construction materials Ex Brisbane	Road Train	0/01/1900	0/01/1900	0	0	0.00	0.00	Brisbane - GPF_HCK_01a
	RO Units transport	Oversize	0/01/1900	0/01/1900	0	0	0.00	0.00	Brisbane - GPF_HCK_01a
	Gravel truck	Road Train	0/01/1900	0/01/1900	0	0	0.00	0.00	Miles - GPF_HCK_01a
Building - Construction Machinery	WTF construction machinery Concrete truck	Articulated Rigid	0/01/1900 0/01/1900	0/01/1900 0/01/1900	7 0	0 0	0.00 0.00	0.00 0.00	Brisbane - GPF_HCK_01a Miles - GPF_HCK_01a
Access to WTF/Camp	Gravel truck	Road Train	0/01/1900	0/01/1900	30	0	0.00	0.00	Miles - GPF_HCK_01a
Access - Construction Machinery	All access machinery already on site. No additional movement on public roads								
Staff	Staff travel daily to site from camp within internal constructed roads. No additional travel on public roads								
Potable Water	Potable water taken to site from camp. No additional movement on public roads								
Non-potable water	Water truck	Rigid	0/01/1900	0/01/1900	0	0.00	0.00	0.00	Miles - GPF_HCK_01a
Fuel	Fuel truck Fuel tanker	Rigid Road Train	0/01/1900 0/01/1900	0/01/1900 0/01/1900	0 0	0.00 0.00	0.00 0.00	0.00 0.00	Miles - GPF_HCK_01a Brisbane - Miles
Waste	Solid waste disposal Liquid waste disposal	Articulated Articulated	0/01/1900 0/01/1900	0/01/1900 0/01/1900	0 0	0.00 0.00	0.00 0.00	0.00 0.00	Miles - GPF_HCK_01a Miles - GPF_HCK_01a
Consumables	Nil consumables								
Other	Nil other								

WTF CONSTRUCTION Online 4	Description	Vehicle Type	Beginning Date	Ending Date	Duration (Days)	Total Loads	Average Trips per day	Delivery Frequency (1 truck loading or empty)	Route Description
Building - Materials	Construction materials Ex Gladstone	Road Train	0/01/1900	0/01/1900	0	0	0.00	0.00	Gladstone - GPF_HCK_01a
	Construction materials Ex Brisbane	Road Train	0/01/1900	0/01/1900	0	0	0.00	0.00	Brisbane - GPF_HCK_01a
	RO Units transport	Oversize	0/01/1900	0/01/1900	0	0	0.00	0.00	Brisbane - GPF_HCK_01a
	Gravel truck	Road Train	0/01/1900	0/01/1900	0	0	0.00	0.00	Miles - GPF_HCK_01a
Building - Construction Machinery	WTF construction machinery Concrete truck	Articulated Rigid	0/01/1900 0/01/1900	0/01/1900 0/01/1900	7 0	0 0	0.00 0.00	0.00 0.00	Brisbane - GPF_HCK_01a Miles - GPF_HCK_01a
Access to WTF/Camp	Gravel truck	Road Train	0/01/1900	0/01/1900	30	0	0.00	0.00	Miles - GPF_HCK_01a
Access - Construction Machinery	All access machinery already on site. No additional movement on public roads								
Staff	Staff travel daily to site from camp within internal constructed roads. No additional travel on public roads								
Potable Water	Potable water taken to site from camp. No additional movement on public roads								
Non-potable water	Water truck	Rigid	0/01/1900	0/01/1900	0	0.00	0.00	0.00	Miles - GPF_HCK_01a
Fuel	Fuel truck Fuel tanker	Rigid Road Train	0/01/1900 0/01/1900	0/01/1900 0/01/1900	0 0	0.00 0.00	0.00 0.00	0.00 0.00	Miles - GPF_HCK_01a Brisbane - Miles
Waste	Solid waste disposal Liquid waste disposal	Articulated Articulated	0/01/1900 0/01/1900	0/01/1900 0/01/1900	0 0	0.00 0.00	0.00 0.00	0.00 0.00	Miles - GPF_HCK_01a Miles - GPF_HCK_01a
Consumables	Nil consumables								
Other	Nil other								

WTF OPERATION	Description	Vehicle Type	Beginning Date	Ending Date	Duration (Days)	Total Loads	Average Trips per day	Delivery Frequency (1 truck loading or empty)	Route Description
Maintenance Vehicles	Maintenance trucks	Articulated	0/01/1900	18/12/1949	18250	0.00	0.00	0.00	Miles - GPF_HCK_01a
Maintenance Equipment	Nil maintenance equipment								
Staff	0 WTF operation staff 20 ppl per bus 2 week shift	Rigid	0/01/1900	18/12/1949	18250	0.00	0.00	0.00	Milesar - GPF_HCK_01a
	10 WTF operation staff 1 ppl per car 2 week shift	Light	0/01/1900	18/12/1949	18250	0.00	0.00	0.00	Milesar - GPF_HCK_01a
Potable Water	Water truck	Rigid	0/01/1900	18/12/1949	18250	0.00	0.00	0.00	Miles - GPF_HCK_01a
Non-potable water	Non-potable water to be available locally (drill water). No transport on public roads								
Fuel	Fuel truck	Rigid	0/01/1900	18/12/1949	18250	0.00	0.00	0.00	Miles - GPF_HCK_01a
	Fuel tanker	Road Train	0/01/1900	18/12/1949	18250	0.00	0.00	0.00	Brisbane - Miles
Waste	Solid waste disposal	Articulated	0/01/1900	18/12/1949	18250	0.00	0.00	0.00	Miles - GPF_HCK_01a
Consumables	Food truck	Rigid	0/01/1900	18/12/1949	18250	0	0.00	0.00	Miles - GPF_HCK_01a
Other									

									GPF_HCK_01a
Traffic Summary - Major items									
Vehicle	Capacity	No. Loads	Quantity						
Fuel truck	15000	2684	40,264,591 L						
Fuel tanker	34000	1184	40,264,591 L						
Concrete truck	7.4	1927	14,259 m3						
Water truck	20000	25740	514,797,547 L						
Food truck	5000	3959	15,262,555 kg						
Gravel truck	40	2410	96,391 m3						
Total movements all vehicles on public roads									
Total trips all vehicles on public roads									
Total Distance Travelled									
Average L/km									
Average Trip Distance									

APLNG Traffic Generation

Component

ID	GPF_MUG_06
Name	GPF_MUG_06
Capacity	75
Complete Construction Date	1/04/2014
Type	New
Component Build Time (days)	365
Date component start of construction	1/04/2013
Date component end of construction	1/04/2014
Camp Build Time (days)	90
Date camp start of construction	1/01/2013
Date camp end of construction	1/04/2013
Construction staff	200
Concrete Required (GPF)	3000
Access Road Length	30
	m

Gas Plant

CAMP	Description	Vehicle Type	Beginning Date	Ending Date	Duration (Days)	Total Loads	Average Trips per day	Delivery Frequency	Route Description
Building - Materials	200 mobile homes - arrive 150 mobile homes - depart Mess, Office and ancillary facilities arrive Landscaping General materials	Articulated	1/01/2013	1/04/2013	90	200	4.44	0.45	Brisbane - GPF_MUG_06
		Articulated	1/04/2014	31/03/2014	90	150	5.00	0.45	Roma - GPF_MUG_06
		Articulated	1/01/2013	1/04/2013	90	40	0.89	2.25	Brisbane - GPF_MUG_06
		Articulated	1/01/2013	1/04/2013	90	20	0.44	4.50	Brisbane - GPF_MUG_06
		Articulated	1/01/2013	1/04/2013	90	6.67	0.15	13.50	Brisbane - GPF_MUG_06
Building - Construction Machinery	Mobile cranes - travel to site Concrete truck Backhoe - travel to site	Articulated	25/12/2012	1/01/2013	7	1	0.29	7.00	Brisbane - GPF_MUG_06
		Rigid	1/01/2013	1/04/2013	90	68	1.50	1.33	Roma - GPF_MUG_06
		Articulated	25/12/2012	1/01/2013	7	1	0.29	7.00	Brisbane - GPF_MUG_06
Access - Materials	Gravel truck 216 blumen 20000 truck 2.25m3 stone 20m3 truck	Road Train	26/10/2012	25/12/2012	60	1.8	0.06	33.33	Roma - GPF_MUG_06
		Rigid	25/12/2012	1/01/2013	7	0.108	0.03	64.81	Brisbane - GPF_MUG_06
		Articulated	25/12/2012	1/01/2013	7	0.1125	0.03	62.22	Roma - GPF_MUG_06
Access - Construction Machinery	Civil Machinery - travel to site Water Truck	Articulated	19/10/2012	26/10/2012	7	12	3.43	0.58	Brisbane - GPF_MUG_06
		Rigid	19/10/2012	1/01/2013	74	148.00	4.00	0.50	Roma - GPF_MUG_06
Staff	80 gas plant construction staff 20 ppl per bus 2 week shift	Rigid	1/04/2013	1/04/2014	365	117.32	0.64	3.11	Romaair - GPF_MUG_06
		Rigid	1/04/2013	1/04/2014	365	117.32	0.64	3.11	Romaair - GPF_MUG_06
	20 gas plant construction staff 1 person per car 2 week shift	Light	1/04/2013	1/04/2014	365	521.43	2.86	0.70	Romaair - GPF_MUG_06
		Light	1/04/2013	1/04/2014	365	521.43	2.86	0.70	Romaair - GPF_MUG_06
	40 establishment staff 20ppl per bus 2wk shift	Rigid	19/10/2012	1/04/2013	164	23.43	0.29	7.00	Romaair - GPF_MUG_06
		Light	19/10/2012	1/04/2013	164	117.14	1.43	1.40	Romaair - GPF_MUG_06
Potable Water Construction Operation	Water truck Water truck Water truck	Rigid	19/10/2012	1/04/2013	164	82.00	1.00	2.00	Roma - GPF_MUG_06
		Rigid	1/04/2013	1/04/2014	365	365.00	2.00	1.00	Roma - GPF_MUG_06
		Rigid	1/04/2013	1/04/2014	365	365.00	2.00	1.00	Roma - GPF_MUG_06
Non potable water	Water truck	Rigid	1/04/2013	1/04/2014	365	52.14	0.29	7.00	Roma - GPF_MUG_06
Fuel	Fuel truck	Rigid	19/10/2012	1/04/2013	164	45.92	0.56	3.57	Roma - GPF_MUG_06
Camp Construction	Fuel truck	Rigid	1/04/2013	1/04/2014	365	24.53	0.13	15.00	Roma - GPF_MUG_06
Camp Operation	Fuel tanker	Road Train	19/10/2012	1/04/2014	529	30.99	0.12	17.07	Brisbane - Roma
Waste	Solid waste truck per week during all construction Liquid waste truck per week during all construction	Articulated	1/01/2013	1/04/2014	455	65.00	0.29	7.00	Roma - GPF_MUG_06
		Articulated	1/01/2013	1/04/2014	455	65.00	0.29	7.00	Roma - GPF_MUG_06
Consumables	Food truck Food truck Food truck	Rigid	19/10/2012	1/04/2013	164	4.92	0.06	33.33	Gladstone - GPF_MUG_06
		Rigid	19/10/2012	1/04/2013	164	4.92	0.06	33.33	Brisbane - GPF_MUG_06
		Rigid	1/04/2013	1/04/2014	365	43.8	0.24	8.33	Gladstone - GPF_MUG_06
Other	Nil other								

GPF CONSTRUCTION	Description	Vehicle Type	Beginning Date	Ending Date	Duration (Days)	Total Loads	Average Trips per day	Delivery Frequency	Route Description
Building - Materials	Construction materials Ex Gladstone Construction materials Ex Brisbane 11 x compressors (ex Brisbane) 2 x Dehydration & Power package (ex Brisbane) Gravel truck Pipes	Road Train	1/04/2013	1/04/2014	365	30	0.16	12.17	Gladstone - GPF_MUG_06
		Road Train	1/04/2013	1/04/2014	365	30	0.16	12.17	Brisbane - GPF_MUG_06
		Overseize	1/04/2013	1/04/2014	365	22	0.12	16.59	Brisbane - GPF_MUG_06
		Overseize	1/04/2013	1/04/2014	365	4	0.02	91.25	Brisbane - GPF_MUG_06
		Road Train	1/04/2013	1/04/2014	365	2000	10.96	0.18	Roma - GPF_MUG_06
Building - Construction Machinery	GPF construction machinery Concrete truck	Articulated	25/03/2013	1/04/2013	7	6	1.71	1.17	Brisbane - GPF_MUG_06
		Rigid	1/04/2013	1/04/2014	365	405	2.22	0.80	Roma - GPF_MUG_06
Access to GPF/Camp	Gravel truck	Road Train	24/01/2013	25/03/2013	60	225	7.50	0.27	Roma - GPF_MUG_06
Access - Construction Machinery	All access machinery already on site. No additional movement on public roads								
Staff	Staff travel daily to site from camp within internal constructed roads. No additional travel on public roads								
Potable Water	Potable water taken to site from camp. No additional movement on public roads								
Non potable water	Water truck	Rigid	1/04/2013	1/04/2014	365	52.14	0.29	7.00	Roma - GPF_MUG_06
Fuel	Fuel truck Fuel tanker	Rigid	1/04/2013	1/04/2014	365	53.53	0.29	6.82	Roma - GPF_MUG_06
		Road Train	1/04/2013	1/04/2014	365	23.62	0.13	15.45	Brisbane - Roma
Waste	Solid waste disposal Liquid waste disposal	Articulated	1/04/2013	1/04/2014	365	52.14	0.29	7.00	Roma - GPF_MUG_06
		Articulated	1/04/2013	1/04/2014	365	52.14	0.29	7.00	Roma - GPF_MUG_06
Consumables	Nil consumables								
Other	Nil other								

GPF OPERATION	Description	Vehicle Type	Beginning Date	Ending Date	Duration (Days)	Total Loads	Average Trips per day	Delivery Frequency	Route Description
Maintenance Vehicles	Maintenance trucks	Articulated	1/04/2014	19/03/2064	18250	5214.29	0.57	3.50	Roma - GPF_MUG_06
Maintenance Equipment	Nil maintenance equipment								
Staff	50 gas plant operation staff 20 ppl per bus 2 week shift 10 gas plant operation staff 1 ppl per car 2 week shift	Rigid	1/04/2014	19/03/2064	18250	1955.36	0.21	9.33	Romaair - GPF_MUG_06
		Light	1/04/2014	19/03/2064	18250	13038.71	1.43	1.40	Romaair - GPF_MUG_06
		Light	1/04/2014	19/03/2064	18250	7300.00	0.80	2.50	Roma - GPF_MUG_06
Potable Water	Water truck	Rigid	1/04/2014	19/03/2064	18250	7300.00	0.80	2.50	Roma - GPF_MUG_06
Non potable water	Non-potable water to be available locally (drill water). No transport on public roads								
Fuel	Fuel truck Fuel tanker	Rigid	1/04/2014	19/03/2064	18250	173.81	0.02	105.00	Roma - GPF_MUG_06
		Road Train	1/04/2014	19/03/2064	18250	76.68	0.01	238.00	Brisbane - Roma
Waste	Solid waste disposal	Articulated	1/04/2014	19/03/2064	18250	2607.14	0.29	7.00	Roma - GPF_MUG_06
Consumables	Food truck Food truck	Rigid	1/04/2014	19/03/2064	18250	438	0.05	41.67	Brisbane - GPF_MUG_06
		Rigid	1/04/2014	19/03/2064	18250	438	0.05	41.67	Gladstone - GPF_MUG_06
Other	Nil other								

Component

Drilling

ID	GPF_MUG_06
Begin Drilling Date	1/01/2013
End Drilling Date	31/12/2027
Drilling Staff	200

CAMP	Description	Vehicle Type	Beginning Date	Ending Date	Duration (Days)	Total Loads	Average Trips per day	Delivery Frequency	Route Description
Building - Materials	200 mobile homes - arrive 200 mobile homes - depart General materials	Articulated	4/12/2012	1/01/2013	28	200	14.29	0.14	Brisbane - GPF_MUG_06
		Articulated	31/12/2027	29/01/2028	29	200	14.29	0.14	Roma - GPF_MUG_06
		Articulated	4/12/2012	1/01/2013	28	6.67	0.48	4.20	Brisbane - GPF_MUG_06
Building - Construction Machinery	Mobile cranes - travel to site Concrete truck Backhoe - travel to site	Articulated	29/11/2012	4/12/2012	7	1	0.29	7.00	Brisbane - GPF_MUG_06
		Rigid	4/12/2012	1/01/2013	28	68	4.83	0.41	Roma - GPF_MUG_06
		Articulated	29/11/2012	4/12/2012	7	1	0.29	7.00	Brisbane - GPF_MUG_06
Staff	180 Drilling Rig Staff 20 ppl per bus 4 week shift continuous	Rigid	1/01/2013	31/12/2027	5477	2700.99	0.99	2.03	Romaair - GPF_MUG_06
		Light	1/01/2013	31/12/2027	5477	6002.19	2.19	0.91	Romaair - GPF_MUG_06
	20 Drilling Rig staff 1 person per car 4 week shift continuous	Light	1/01/2013	31/12/2027	5477	6002.19	2.19	0.91	Romaair - GPF_MUG_06
		Light	1/01/2013	31/12/2027	5477	6002.19	2.19	0.91	Romaair - GPF_MUG_06
	40 establishment staff 20ppl per bus 2wk shift 10 establishment staff 1 person per car 2wk shift	Rigid	4/12/2012	1/01/2013	28	4.00	0.29	7.00	Romaair - GPF_MUG_06
Potable Water	Water truck	Rigid	4/12/2012	1/01/2013	28	20.00	1.43	1.40	Romaair - GPF_MUG_06
Construction Operation	Water truck Water truck Water truck	Rigid	4/12/2012	1/01/2013	28	14.00	1.00	2.00	Roma - GPF_MUG_06
		Rigid	1/01/2013	31/12/2027	5477	5477.00	2.00	1.00	Roma - GPF_MUG_06
		Rigid	1/01/2013	31/12/2027	5477	5477.00	2.00	1.00	Roma - GPF_MUG_06
Consumables	Food truck Food truck Food truck	Rigid	4/12/2012	1/01/2013	28	0.84	0.06	33.33	Brisbane - GPF_MUG_06
		Rigid	4/12/2012	1/01/2013	28	0.84	0.06	33.33	Gladstone - GPF_MUG_06
		Rigid	1/01/2013	31/12/2027	5477	657.24	0.24	8.33	Brisbane - GPF_MUG_06
Camp Operation	Food truck	Rigid	1/01/2013	31/12/2027	5477	657.24	0.24	8.33	Gladstone - GPF_MUG_06
Other	Nil other								

Well Construction	Description	Vehicle Type	Beginning Date	Ending Date	Duration (Days)	Total Required per well	Average Trips per day per well		Route Description
Building - Materials	Construction materials Ex Gladstone	Articulated	1/01/2013	31/12/2027	365.25	2.00	0.01		Gladstone - GPF_MUG_06
	Construction materials Ex Brisbane	Articulated	1/01/2013	31/12/2027	365.25	4.00	0.02		Brisbane - GPF_MUG_06
	Gravel truck	Road Train	1/01/2013	31/12/2027	365.25	0.42	0.00		Brisbane - GPF_MUG_06
Pad - Materials	Concrete truck	Road Train	1/01/2013	31/12/2027	365.25	3.04	0.02		Roma - GPF_MUG_06
Building - Construction Machinery	Drill/workover rigs - Travel to site	Articulated	1/01/2013	31/12/2027	365.25	2	0.01		Brisbane - GPF_MUG_06
Staff	Staff travel daily to site from camp within internal constructed roads. No additional travel on public roads								
Potable Water	Potable water taken to site from camp. No additional movement on public roads								
Non potable water and waste water	Non potable water sourced from drill well. No additional movement on public roads								
Fuel	Fuel truck	Rigid Road Train	1/01/2013	31/12/2027	365.25	2.80	0.02		Roma - GPF_MUG_06
	Fuel tanker		1/01/2013	31/12/2027	365.25	1.24	0.01		Brisbane - Roma
Waste	Solid waste disposal	Articulated	1/01/2013	31/12/2027	365.25	1.00	0.01		Roma - GPF_MUG_06
Consumables	Nil consumables								
Other	Nil other								

Well Operation	Description	Vehicle Type	Beginning Date	Ending Date	Duration (Days)	Total Loads	Average Trips per day		Route Description
Maintenance Vehicles	Maintenance truck	Articulated	1/01/2013	20/12/2062	365.25	12.00	0.07		Roma - GPF_MUG_06
Maintenance Equipment	Nil maintenance equipment								

Component

HP Network

ID	GPF_MUG_06	1/04/2014	(Same timing as GPF)
Begin HP Network Construction		26/05/2014	
End HP Network Construction			
Length of HP Pipe		22.05	km
Construction Rate		0.4	km/day
Construction Time		55.1	days
Truck capacity		162	m³/truck
Staff		80	people

CAMP	Description	Vehicle Type	Beginning Date	Ending Date	Duration (Days)	Total Loads	Average Trips per day	Delivery Frequency (1 truck delivery per day)	Route Description
Building - Materials	80 mobile homes - arrive	Articulated	4/03/2014	1/04/2014	28	80	5.71	0.35	Brisbane - GPF_MUG_06
	80 mobile homes - depart	Articulated	26/05/2014	23/06/2014	28	80	5.71	0.35	Roma - GPF_MUG_06
	General materials	Articulated	4/03/2014	1/04/2014	28	2.67	0.19	10.50	Brisbane - GPF_MUG_06
Building - Construction Machinery	Concrete truck	Rigid	4/03/2014	1/04/2014	28	27	1.93	1.04	Roma - GPF_MUG_06
Staff	60 HP Network Staff	Rigid	4/03/2014	26/05/2014	55.114575	9.06	0.33	6.08	Romaair - GPF_MUG_06
	20 ppl per bus		1/04/2014	26/05/2014	55.114575	60.40	2.19	0.91	Romaair - GPF_MUG_06
	4 week shift continuous		4/03/2014	1/04/2014	28	4.00	0.29	7.00	Romaair - GPF_MUG_06
	20 HP Network staff	Rigid	4/03/2014	1/04/2014	28	4.00	0.29	7.00	Romaair - GPF_MUG_06
	1 person per car		4/03/2014	1/04/2014	28	4.00	0.29	7.00	Romaair - GPF_MUG_06
	4 week shift continuous		4/03/2014	1/04/2014	28	4.00	0.29	7.00	Romaair - GPF_MUG_06
Potable Water	40 establishment staff	Rigid	4/03/2014	1/04/2014	28	4.00	0.29	7.00	Romaair - GPF_MUG_06
	20ppl per bus		4/03/2014	1/04/2014	28	4.00	0.29	7.00	Romaair - GPF_MUG_06
	2wk shift		4/03/2014	1/04/2014	28	4.00	0.29	7.00	Romaair - GPF_MUG_06
Camp Construction	Water truck	Rigid	4/03/2014	1/04/2014	28	14.00	1.00	2.00	Roma - GPF_MUG_06
	Water truck	Rigid	1/04/2014	26/05/2014	55.11	22.05	0.80	2.50	Roma - GPF_MUG_06
	Water truck	Rigid	1/04/2014	26/05/2014	55.11	22.05	0.80	2.50	Roma - GPF_MUG_06
Consumables	Food truck	Rigid	4/03/2014	1/04/2014	28	0.84	0.06	33.33	Brisbane - GPF_MUG_06
	Food truck	Rigid	1/04/2014	26/05/2014	55.11	2.65	0.10	20.83	Gladstone - GPF_MUG_06
	Food truck	Rigid	1/04/2014	26/05/2014	55.11	2.65	0.10	20.83	Brisbane - GPF_MUG_06
Other	Nil other								

HP Network Construction	Description	Vehicle Type	Beginning Date	Ending Date	Duration (Days)	Total Loads	Average Trips per day per site		Route Description
Building - Materials	HP Pipe delivery	Articulated	2/03/2014	26/04/2014	55.114575	54.43	1.98	1.01	Gladstone - GPF_MUG_06
	HP Pipe delivery	Articulated	2/03/2014	26/04/2014	55.114575	81.65	2.96	0.68	Brisbane - GPF_MUG_06
	Fittings and miscellaneous	Articulated	1/04/2014	26/05/2014	55.114575	44.09	1.60	1.25	Gladstone - GPF_MUG_06
Building - Construction Machinery	Construction machinery - Travel to site	Articulated	1/04/2014	26/05/2014	55.114575	20	0.73	2.76	Brisbane - GPF_MUG_06
Staff	Staff travel daily to site from camp within internal constructed roads. No additional travel on public roads								
Potable Water	Potable water taken to site from camp. No additional movement on public roads								
Non-potable water and waste water	Non potable water sourced from drill well. No additional movement on public roads								
Fuel	Fuel truck	Rigid Road Train	1/04/2014	26/05/2014	55.114575	18.37	0.67	6.80	Roma - GPF_MUG_06
	Fuel tanker		1/04/2014	26/05/2014	55.114575	8.11	0.29		Brisbane - Roma
Waste	Solid waste disposal	Articulated	1/04/2014	26/05/2014	55.114575	7.87	0.29		Roma - GPF_MUG_06
Consumables	Nil consumables								
Other	Nil other								

Component

Gas and Water Gathering

ID	GPF_MUG_06	1/01/2013	(Same timing as drilling)
Begin gathering construction		31/12/2027	(Same timing as drilling)
End gathering construction			
Staff		120	people

CAMP	Description	Vehicle Type	Beginning Date	Ending Date	Duration (Days)	Total Loads	Average Trips per day	Delivery Frequency (1 truck delivery per day)	Route Description
Building - Materials	120 mobile homes - arrive	Articulated	4/12/2012	1/01/2013	28	120	8.57	0.23	Brisbane - GPF_MUG_06
	120 mobile homes - depart	Articulated	31/12/2027	28/01/2028	28	120	8.57	0.23	Roma - GPF_MUG_06
	General materials	Articulated	4/12/2012	1/01/2013	28	4.00	0.29	7.00	Brisbane - GPF_MUG_06
Building - Construction Machinery	Concrete truck	Rigid	4/12/2012	1/01/2013	28	41	2.90	0.69	Roma - GPF_MUG_06
Staff	100 Gathering Staff	Rigid	1/01/2013	31/12/2027	5477	1500.55	0.55	3.65	Romaair - GPF_MUG_06
	20 ppl per bus		1/01/2013	31/12/2027	5477	6002.19	2.19	0.91	Romaair - GPF_MUG_06
	4 week shift continuous		1/01/2013	31/12/2027	5477	6002.19	2.19	0.91	Romaair - GPF_MUG_06
	20 HP Gathering Staff	Rigid	1/01/2013	31/12/2027	5477	6002.19	2.19	0.91	Romaair - GPF_MUG_06
	1 person per car		1/01/2013	31/12/2027	5477	6002.19	2.19	0.91	Romaair - GPF_MUG_06
	4 week shift continuous		1/01/2013	31/12/2027	5477	6002.19	2.19	0.91	Romaair - GPF_MUG_06
Potable Water	40 establishment staff	Rigid	1/01/2013	31/12/2027	5477	6002.19	2.19	0.91	Romaair - GPF_MUG_06
	20ppl per bus		1/01/2013	31/12/2027	5477	6002.19	2.19	0.91	Romaair - GPF_MUG_06
	2wk shift		1/01/2013	31/12/2027	5477	6002.19	2.19	0.91	Romaair - GPF_MUG_06
Camp Construction	Water truck	Rigid	4/12/2012	1/01/2013	28	20.00	1.43	1.40	Romaair - GPF_MUG_06
	Water truck	Rigid	1/01/2013	31/12/2027	5477.00	14.00	1.00	2.00	Roma - GPF_MUG_06
	Water truck	Rigid	1/01/2013	31/12/2027	5477.00	3286.20	1.20	1.67	Roma - GPF_MUG_06
Consumables	Food truck	Rigid	4/12/2012	1/01/2013	28	1.68	0.12	16.67	Brisbane - GPF_MUG_06
	Food truck	Rigid	1/01/2013	31/12/2027	5477.00	394.34	0.14	13.89	Brisbane - GPF_MUG_06
	Food truck	Rigid	1/01/2013	31/12/2027	5477.00	394.34	0.14	13.89	Gladstone - GPF_MUG_06
Other	Nil other								

Gathering Construction	Description	Vehicle Type	Beginning Date	Ending Date	Duration (Days)	Total Loads Required per well network	Average Trips per day per well network		Route Description
Building - Materials	Pipe Materials	Articulated	1/01/2013	31/12/2027	365	1.13	0.01		Townsville - GPF_MUG_06
	Pipe Materials	Articulated	1/01/2013	31/12/2027	365	1.13	0.01		Brisbane - GPF_MUG_06
Building - Construction Machinery	Equipment Travel	Articulated	25/12/2012	1/01/2013	7	20	5.71		Brisbane - GPF_MUG_06
Staff	Staff travel daily to site from camp within internal constructed roads. No additional travel on public roads								
Potable Water	Potable water taken to site from camp. No additional movement on public roads								
Non-potable water and waste water	Non potable water sourced from drill well. No additional movement on public roads								
Fuel	Fuel truck	Rigid Road Train	1/01/2013	31/12/2027	365	2.80	0.02		Roma - GPF_MUG_06
	Fuel tanker		1/01/2013	31/12/2027	365	1.24	0.01		Brisbane - Roma
Waste	Solid waste removal	Articulated	1/01/2013	31/12/2027	365	1.00	0.01		Roma - GPF_MUG_06
Consumables	Nil consumables								
Other	Nil other								

Component

Water Treatment Facilities

GPF ID	GPF_MUG_06	
WTF ID	Nil	
Online 1 - Begin Construction		0/01/1900
Online 1 - Completion Date		0/01/1900
Online 1 - Capacity		0
Online 1 - Staff		0
Online 1 - Build Time		0
Online 2 - Begin Construction		0/01/1900
Online 2 - Completion Date		0/01/1900
Online 2 - Capacity		0



Online 2 - Staff	0
Online 2 - Build Time	0
Online 3 - Begin Construction	0/01/1900
Online 3 - Completion Date	0/01/1900
Online 3 - Capacity	0
Online 3 - Staff	0
Online 3 - Build Time	0
Online 4 - Begin Construction	0/01/1900
Online 4 - Completion Date	0/01/1900
Online 4 - Capacity	0
Online 4 - Staff	0
Online 4 - Build Time	0

CAMP Quota 7	Description	Vehicle Type	Beginning Date	Ending Date	Duration (Days)	Total Loads	Average Trips per day	Delivery Frequency (Times per week)	Route Description
Building - Materials No mobile homes -	0 mobile homes - arrive	Articulated	0/01/1900	0/01/1900	28	0	0.00	0.00	Brisbane - GPF_MUG_06
	0 mobile homes - depart	Articulated	0/01/1900	0/01/1900	28	0	0.00	0.00	Roma - GPF_MUG_06
	General materials	Articulated	0/01/1900	0/01/1900	28	0.00	0.00	0.00	Brisbane - GPF_MUG_06
Building - Construction Machinery	Mobile cranes - travel to site	Articulated	0/01/1900	0/01/1900	7	0	0.00	0.00	Brisbane - GPF_MUG_06
	Concrete cranes	Rigid	0/01/1900	0/01/1900	28	0	0.00	0.00	Roma - GPF_MUG_06
	Backhoe - travel to site	Articulated	0/01/1900	0/01/1900	7	0	0.00	0.00	Brisbane - GPF_MUG_06
Staff	20 WFF construction staff	Rigid	0/01/1900	0/01/1900	0	0.00	0.00	0.00	Romaair - GPF_MUG_06
	20 ppl per bus								
	2 week shift	Light	0/01/1900	0/01/1900	0	0.00	0.00	0.00	Romaair - GPF_MUG_06
	20 establishment staff								
	1 person per car	Rigid	0/01/1900	0/01/1900	0	0.00	0.00	0.00	Romaair - GPF_MUG_06
	2wk shift								
Portable Water Construction Operation	40 establishment staff	Light	0/01/1900	0/01/1900	0	0.00	0.00	0.00	Romaair - GPF_MUG_06
	20ppl per bus								
	2wk shift	Rigid	0/01/1900	0/01/1900	0	0.00	0.00	0.00	Romaair - GPF_MUG_06
	10 establishment staff								
	1 person per car	Light	0/01/1900	0/01/1900	0	0.00	0.00	0.00	Romaair - GPF_MUG_06
	2wk shift								
Consumables Camp Construction Camp Operation	Water truck	Rigid	0/01/1900	0/01/1900	0	0.00	0.00	0.00	Roma - GPF_MUG_06
	Water truck	Rigid	0/01/1900	0/01/1900	0.00	0.00	0.00	0.00	Roma - GPF_MUG_06
	Water truck	Rigid	0/01/1900	0/01/1900	0.00	0.00	0.00	0.00	Roma - GPF_MUG_06
	Food truck	Rigid	0/01/1900	0/01/1900	0	0	0.00	0.00	Brisbane - GPF_MUG_06
Other	Food truck	Rigid	0/01/1900	0/01/1900	0.00	0	0.00	0.00	Brisbane - GPF_MUG_06
Other	Nil other								

CAMP	Description	Vehicle Type	Beginning Date	Ending Date	Duration (Days)	Total Loads	Average Trips per day	Delivery Frequency	Route Description
CAMP Outline 2									
Building - Materials	0 mobile homes - arrive	Articulated	0/01/1900	0/01/1900	28	0	0.00	0.00	Brisbane - GPF_MUG_06
0 mobile homes - depart		Articulated	0/01/1900	0/01/1900	14	0	0.00	0.00	Roma - GPF_MUG_06
General materials		Articulated	0/01/1900	0/01/1900	28	0	0.00	0.00	Brisbane - GPF_MUG_06
Building - Construction Machinery	Mobile cranes - travel to site	Articulated	0/01/1900	0/01/1900	7	0	0.00	0.00	Brisbane - GPF_MUG_06
	Concrete truck	Rigid	0/01/1900	0/01/1900	28	0	0.00	0.00	Roma - GPF_MUG_06
	Backhoe - travel to site	Articulated	0/01/1900	0/01/1900	7	0	0.00	0.00	Brisbane - GPF_MUG_06
Staff	20 WTF construction staff								
	20 ppl per bus	Rigid	0/01/1900	0/01/1900	0	0.00	0.00	0.00	Romaair - GPF_MUG_06
	2 week shift								
	10 establishment staff								
	1 person per car								
	2wk shift	Light	0/01/1900	0/01/1900	0	0.00	0.00	0.00	Romaair - GPF_MUG_06
	40 establishment staff								
	20ppl per bus								
	2wk shift	Rigid	0/01/1900	0/01/1900	0	0.00	0.00	0.00	Romaair - GPF_MUG_06
	10 establishment staff								
	1 person per car	Light	0/01/1900	0/01/1900	0	0.00	0.00	0.00	Romaair - GPF_MUG_06
	2wk shift								
Potable Water									
Construction	Water truck	Rigid	0/01/1900	0/01/1900	0	0.00	0.00	0.00	Roma - GPF_MUG_06
Operation	Water truck	Rigid	0/01/1900	0/01/1900	0.00	0.00	0.00	0.00	Roma - GPF_MUG_06
Operation	Water truck	Rigid	0/01/1900	0/01/1900	0.00	0.00	0.00	0.00	Roma - GPF_MUG_06
Consumables									
Camp Construction	Food truck	Rigid	0/01/1900	0/01/1900	0	0	0.00	0.00	Brisbane - GPF_MUG_06
Camp Operation	Food truck	Rigid	0/01/1900	0/01/1900	0.00	0	0.00	0.00	Brisbane - GPF_MUG_06
Other	Nil other								

CAMP Outline 3	Description	Vehicle Type	Beginning Date	Ending Date	Duration (Days)	Total Loads	Average Trips per day	Delivery Frequency (Times every 2 weeks)	Route Description
Building - Materials Re: mobile homes - 1 General materials	0 mobile homes - arrive	Articulated	0/01/1900	0/01/1900	28	0	0.00	0.00	Brisbane - GPF_MUG_06
	0 mobile homes - depart	Articulated	0/01/1900	0/01/1900	14	0	0.00	0.00	Roma - GPF_MUG_06
	General materials	Articulated	0/01/1900	0/01/1900	28	0.00	0.00	0.00	Brisbane - GPF_MUG_06
Building - Construction Machinery	Mobile cranes - travel to site	Articulated	0/01/1900	0/01/1900	7	0	0.00	0.00	Brisbane - GPF_MUG_06
	Concrete truck	Rigid	0/01/1900	0/01/1900	28	0	0.00	0.00	Roma - GPF_MUG_06
	Backhoe - travel to site	Articulated	0/01/1900	0/01/1900	7	0	0.00	0.00	Brisbane - GPF_MUG_06
Staff	20 WTF construction staff	Rigid	0/01/1900	0/01/1900	0	0.00	0.00	0.00	Romaair - GPF_MUG_06
	20 pot per bus								
	2 week shift	Light	0/01/1900	0/01/1900	0	0.00	0.00	0.00	Romaair - GPF_MUG_06
	10 establishment staff								
	1 person per car	Rigid	0/01/1900	0/01/1900	0	0.00	0.00	0.00	Romaair - GPF_MUG_06
	2wk shift								
Portable Water	40 establishment staff	Light	0/01/1900	0/01/1900	0	0.00	0.00	0.00	Romaair - GPF_MUG_06
	20pgl per bus								
	2wk shift	Rigid	0/01/1900	0/01/1900	0	0.00	0.00	0.00	Romaair - GPF_MUG_06
	10 establishment staff								
	1 person per car	Light	0/01/1900	0/01/1900	0	0.00	0.00	0.00	Romaair - GPF_MUG_06
	2wk shift								
Consumables	Water truck	Rigid	0/01/1900	0/01/1900	0	0.00	0.00	0.00	Roma - GPF_MUG_06
	Water truck	Rigid	0/01/1900	0/01/1900	0.00	0.00	0.00	0.00	Roma - GPF_MUG_06
	Water truck	Rigid	0/01/1900	0/01/1900	0.00	0.00	0.00	0.00	Roma - GPF_MUG_06
	Water truck	Rigid	0/01/1900	0/01/1900	0.00	0.00	0.00	0.00	Roma - GPF_MUG_06
Camp Construction	Food truck	Rigid	0/01/1900	0/01/1900	0	0	0.00	0.00	Brisbane - GPF_MUG_06
	Camp Operation	Rigid	0/01/1900	0/01/1900	0.00	0	0.00	0.00	Brisbane - GPF_MUG_06
Other	Nil other								

CAMP	Description	Vehicle Type	Beginning Date	Ending Date	Duration (Days)	Total Loads	Average Trips per day	Delivery Frequency	Route Description
CAMP Outline 4									
Building - Materials	0 mobile homes - arrive	Articulated	0/01/1900	0/01/1900	28	0	0.00	0.00	Brisbane - GPF_MUG_06
0 mobile homes - depart		Articulated	0/01/1900	0/01/1900	14	0	0.00	0.00	Roma - GPF_MUG_06
General materials		Articulated	0/01/1900	0/01/1900	28	0	0.00	0.00	Brisbane - GPF_MUG_06
Building - Construction Machinery	Mobile cranes - travel to site	Articulated	0/01/1900	0/01/1900	7	0	0.00	0.00	Brisbane - GPF_MUG_06
	Concrete truck	Rigid	0/01/1900	0/01/1900	28	0	0.00	0.00	Roma - GPF_MUG_06
	Backhoe - travel to site	Articulated	0/01/1900	0/01/1900	7	0	0.00	0.00	Brisbane - GPF_MUG_06
Staff	20 WTF construction staff	Rigid	0/01/1900	0/01/1900	0	0.00	0.00	0.00	Romaair - GPF_MUG_06
	20 ppl per bus								
	2 week shift								
	10 establishment staff								
	1 person per car								
	2wk shift								
	40 establishment staff	Light	0/01/1900	0/01/1900	0	0.00	0.00	0.00	Romaair - GPF_MUG_06
	20ppl per bus								
	2wk shift								
	10 establishment staff	Rigid	0/01/1900	0/01/1900	0	0.00	0.00	0.00	Romaair - GPF_MUG_06
	1 person per car								
	2wk shift								
		Light	0/01/1900	0/01/1900	0	0.00	0.00	0.00	Romaair - GPF_MUG_06
Potable Water									
Construction	Water truck	Rigid	0/01/1900	0/01/1900	0	0.00	0.00	0.00	Roma - GPF_MUG_06
Operation	Water truck	Rigid	0/01/1900	0/01/1900	0.00	0.00	0.00	0.00	Roma - GPF_MUG_06
Operation	Water truck	Rigid	0/01/1900	0/01/1900	0.00	0.00	0.00	0.00	Roma - GPF_MUG_06
Consumables									
Camp Construction	Food truck	Rigid	0/01/1900	0/01/1900	0	0	0.00	0.00	Brisbane - GPF_MUG_06
Camp Operation	Food truck	Rigid	0/01/1900	0/01/1900	0.00	0	0.00	0.00	Brisbane - GPF_MUG_06
Other	Nil other								

WTF CONSTRUCTION Online 7	Description	Vehicle Type	Beginning Date	Ending Date	Duration (Days)	Total Loads	Average Trips per day	Delivery Frequency <small>(Check every 2 weeks)</small>	Route Description
Building - Materials	Construction materials Ex Gladstone	Road Train	0/01/1900	0/01/1900	0	0	0.00	0.00	Gladstone - GPF_MJUG_06
	Construction materials Ex Brisbane	Road Train	0/01/1900	0/01/1900	0	0	0.00	0.00	Brisbane - GPF_MJUG_06
	RO Units transport	Oversize	0/01/1900	0/01/1900	0	0	0.00	0.00	Brisbane - GPF_MJUG_06
	Gravel truck	Road Train	0/01/1900	0/01/1900	0	0	0.00	0.00	Roma - GPF_MJUG_06
Building - Construction Machinery	WTF construction machinery	Articulated	0/01/1900	0/01/1900	7	0	0.00	0.00	Brisbane - GPF_MJUG_06
	Concrete truck	Rigid	0/01/1900	0/01/1900	0	0	0.00	0.00	Roma - GPF_MJUG_06
Access to WTF/Camp	Gravel truck	Road Train	0/01/1900	0/01/1900	30	0	0.00	0.00	Roma - GPF_MJUG_06
Access - Construction Machinery	All access machinery already on site. No additional movement on public roads								
Staff	Staff travel daily to site from camp within internal constructed roads. No additional travel on public roads								
Potable Water	Potable water taken to site from camp. No additional movement on public roads								
Non-potable water	Water truck	Rigid	0/01/1900	0/01/1900	0	0.00	0.00	0.00	Roma - GPF_MJUG_06
Fuel	Fuel truck	Rigid	0/01/1900	0/01/1900	0	0.00	0.00	0.00	Roma - GPF_MJUG_06
	Fuel tanker	Road Train	0/01/1900	0/01/1900	0	0.00	0.00	0.00	Brisbane - Roma
Waste	Solid waste disposal	Articulated	0/01/1900	0/01/1900	0	0.00	0.00	0.00	Roma - GPF_MJUG_06
	Liquid waste disposal	Articulated	0/01/1900	0/01/1900	0	0.00	0.00	0.00	Roma - GPF_MJUG_06
Consumables	Nil consumables								
Other	Nil other								

WTF CONSTRUCTION Online 2	Description	Vehicle Type	Beginning Date	Ending Date	Duration (Days)	Total Loads	Average Trips per day	Delivery Frequency (1 truck every xx days)	Route Description
------------------------------	-------------	--------------	----------------	-------------	--------------------	-------------	--------------------------	--	-------------------

Building - Materials	Construction materials Ex Gladstone	Road Train	0/01/1900	0/01/1900	0	0	0.00	0.00	Gladstone - GPF_MUG_06
	Construction materials Ex Brisbane	Road Train	0/01/1900	0/01/1900	0	0	0.00	0.00	Brisbane - GPF_MUG_06
	RO Units transport	Oversize	0/01/1900	0/01/1900	0	0	0.00	0.00	Brisbane - GPF_MUG_06
	Gravel truck	Road Train	0/01/1900	0/01/1900	0	0	0.00	0.00	Roma - GPF_MUG_06
Building - Construction Machinery	WTF construction machinery Concrete truck	Articulated Rigid	0/01/1900 0/01/1900	0/01/1900 0/01/1900	7 0	0	0.00 0.00	0.00 0.00	Brisbane - GPF_MUG_06 Roma - GPF_MUG_06
Access to WTF/Camp	Gravel truck	Road Train	0/01/1900	0/01/1900	30	0	0.00	0.00	Roma - GPF_MUG_06
Access - Construction Machinery	All access machinery already on site. No additional movement on public roads								
Staff	Staff travel daily to site from camp within internal constructed roads. No additional travel on public roads								
Potable Water	Potable water taken to site from camp. No additional movement on public roads								
Non-potable water	Water truck	Rigid	0/01/1900	0/01/1900	0	0.00	0.00	0.00	Roma - GPF_MUG_06
Fuel	Fuel truck Fuel tanker	Rigid Road Train	0/01/1900 0/01/1900	0/01/1900 0/01/1900	0 0	0.00 0.00	0.00 0.00	0.00 0.00	Roma - GPF_MUG_06 Brisbane - Roma
Waste	Solid waste disposal Liquid waste disposal	Articulated Articulated	0/01/1900 0/01/1900	0/01/1900 0/01/1900	0 0	0.00 0.00	0.00 0.00	0.00 0.00	Roma - GPF_MUG_06 Roma - GPF_MUG_06
Consumables	Nil consumables								
Other	Nil other								

WTF CONSTRUCTION Online 2	Description	Vehicle Type	Beginning Date	Ending Date	Duration (Days)	Total Loads	Average Trips per day	Delivery Frequency (1 truck loading or unloading)	Route Description
Building - Materials	Construction materials Ex Gladstone	Road Train	0/01/1900	0/01/1900	0	0	0.00	0.00	Gladstone - GPF_MUG_06
	Construction materials Ex Brisbane	Road Train	0/01/1900	0/01/1900	0	0	0.00	0.00	Brisbane - GPF_MUG_06
	RO Units transport	Oversize	0/01/1900	0/01/1900	0	0	0.00	0.00	Brisbane - GPF_MUG_06
	Gravel truck	Road Train	0/01/1900	0/01/1900	0	0	0.00	0.00	Roma - GPF_MUG_06
Building - Construction Machinery	WTF construction machinery Concrete truck	Articulated Rigid	0/01/1900 0/01/1900	0/01/1900 0/01/1900	7 0	0	0.00 0.00	0.00 0.00	Brisbane - GPF_MUG_06 Roma - GPF_MUG_06
Access to WTF/Camp	Gravel truck	Road Train	0/01/1900	0/01/1900	30	0	0.00	0.00	Roma - GPF_MUG_06
Access - Construction Machinery	All access machinery already on site. No additional movement on public roads								
Staff	Staff travel daily to site from camp within internal constructed roads. No additional travel on public roads								
Potable Water	Potable water taken to site from camp. No additional movement on public roads								
Non-potable water	Water truck	Rigid	0/01/1900	0/01/1900	0	0.00	0.00	0.00	Roma - GPF_MUG_06
Fuel	Fuel truck Fuel tanker	Rigid Road Train	0/01/1900 0/01/1900	0/01/1900 0/01/1900	0 0	0.00 0.00	0.00 0.00	0.00 0.00	Roma - GPF_MUG_06 Brisbane - Roma
Waste	Solid waste disposal Liquid waste disposal	Articulated Articulated	0/01/1900 0/01/1900	0/01/1900 0/01/1900	0 0	0.00 0.00	0.00 0.00	0.00 0.00	Roma - GPF_MUG_06 Roma - GPF_MUG_06
Consumables	Nil consumables								
Other	Nil other								

WTF CONSTRUCTION Online 4	Description	Vehicle Type	Beginning Date	Ending Date	Duration (Days)	Total Loads	Average Trips per day	Delivery Frequency (1 truck loading or unloading)	Route Description
Building - Materials	Construction materials Ex Gladstone	Road Train	0/01/1900	0/01/1900	0	0	0.00	0.00	Gladstone - GPF_MUG_06
	Construction materials Ex Brisbane	Road Train	0/01/1900	0/01/1900	0	0	0.00	0.00	Brisbane - GPF_MUG_06
	RO Units transport	Oversize	0/01/1900	0/01/1900	0	0	0.00	0.00	Brisbane - GPF_MUG_06
	Gravel truck	Road Train	0/01/1900	0/01/1900	0	0	0.00	0.00	Roma - GPF_MUG_06
Building - Construction Machinery	WTF construction machinery Concrete truck	Articulated Rigid	0/01/1900 0/01/1900	0/01/1900 0/01/1900	7 0	0	0.00 0.00	0.00 0.00	Brisbane - GPF_MUG_06 Roma - GPF_MUG_06
Access to WTF/Camp	Gravel truck	Road Train	0/01/1900	0/01/1900	30	0	0.00	0.00	Roma - GPF_MUG_06
Access - Construction Machinery	All access machinery already on site. No additional movement on public roads								
Staff	Staff travel daily to site from camp within internal constructed roads. No additional travel on public roads								
Potable Water	Potable water taken to site from camp. No additional movement on public roads								
Non-potable water	Water truck	Rigid	0/01/1900	0/01/1900	0	0.00	0.00	0.00	Roma - GPF_MUG_06
Fuel	Fuel truck Fuel tanker	Rigid Road Train	0/01/1900 0/01/1900	0/01/1900 0/01/1900	0 0	0.00 0.00	0.00 0.00	0.00 0.00	Roma - GPF_MUG_06 Brisbane - Roma
Waste	Solid waste disposal Liquid waste disposal	Articulated Articulated	0/01/1900 0/01/1900	0/01/1900 0/01/1900	0 0	0.00 0.00	0.00 0.00	0.00 0.00	Roma - GPF_MUG_06 Roma - GPF_MUG_06
Consumables	Nil consumables								
Other	Nil other								

WTF OPERATION	Description	Vehicle Type	Beginning Date	Ending Date	Duration (Days)	Total Loads	Average Trips per day	Delivery Frequency (1 truck loading or unloading)	Route Description
Maintenance Vehicles	Maintenance trucks	Articulated	0/01/1900	18/12/1949	18250	0.00	0.00	0.00	Roma - GPF_MUG_06
Maintenance Equipment	Nil maintenance equipment								
Staff	0 WTF operation staff 20 ppl per bus 2 week shift	Rigid	0/01/1900	18/12/1949	18250	0.00	0.00	0.00	Roma - GPF_MUG_06
	10 WTF operation staff 1 ppl per car 2 week shift	Light	0/01/1900	18/12/1949	18250	0.00	0.00	0.00	Roma - GPF_MUG_06
Potable Water	Water truck	Rigid	0/01/1900	18/12/1949	18250	0.00	0.00	0.00	Roma - GPF_MUG_06
Non-potable water	Non-potable water to be available locally (drill water). No transport on public roads								
Fuel	Fuel truck	Rigid	0/01/1900	18/12/1949	18250	0.00	0.00	0.00	Roma - GPF_MUG_06
	Fuel tanker	Road Train	0/01/1900	18/12/1949	18250	0.00	0.00	0.00	Brisbane - Roma
Waste	Solid waste disposal	Articulated	0/01/1900	18/12/1949	18250	0.00	0.00	0.00	Roma - GPF_MUG_06
Consumables	Food truck	Rigid	0/01/1900	18/12/1949	18250	0	0.00	0.00	Roma - GPF_MUG_06
Other									

Traffic Summary - Major items				GPF_MUG_06
Vehicle	Capacity	No. Loads	Quantity	
Fuel truck	15000	3342	50,126,964 L	
Fuel tanker	24000	1474	50,126,964 L	
Concrete truck	7.4	2275	16,838 m³	
Water truck	20000	24046	480,925,547 L	
Food truck	5000	2855	14,278,385 kg	
Gravel truck	40	2458	98,325 m³	
Total movements all vehicles on public roads		79,529		
Total trips all vehicles on public roads		159,058		
Total Distance Travelled		36,307,542	VKT	
Average L/km		1.379	L/km	
Average Trip Distance		228.6	km	

Well Construction	Description	Vehicle Type	Beginning Date	Ending Date	Duration (Days)	Total Required per well	Average Trips per day per well		Route Description
Building - Materials	Construction materials Ex Gladstone	Articulated	1/01/2008	1/01/2009	365.25	2.00	0.01		Gladstone - GPF_MUG_06
	Construction materials Ex Brisbane	Articulated	1/01/2008	1/01/2009	365.25	4.00	0.02		Brisbane - GPF_MUG_06
	Gravel truck	Road Train	1/01/2008	1/01/2009	365.25	0.42	0.00		Brisbane - GPF_MUG_06
Pad - Materials	Concrete truck	Road Train	1/01/2008	1/01/2009	365.25	3.04	0.02		Roma - GPF_MUG_06
Building - Construction Machinery	Drill/workover rigs - Travel to site	Articulated	1/01/2008	1/01/2009	365.25	2	0.01		Brisbane - GPF_MUG_06
Staff	Staff travel daily to site from camp within internal constructed roads. No additional travel on public roads								
Potable Water	Potable water taken to site from camp. No additional movement on public roads								
Non potable water and waste water	Non potable water sourced from drill well. No additional movement on public roads								
Fuel	Fuel truck	Rigid Road Train	1/01/2008	1/01/2009	365.25	2.80	0.02		Roma - GPF_MUG_06
	Fuel tanker		1/01/2008	1/01/2009	365.25	1.24	0.01		Brisbane - Roma
Waste	Solid waste disposal	Articulated	1/01/2008	1/01/2009	365.25	1.00	0.01		Roma - GPF_MUG_06
Consumables	Nil consumables								
Other	Nil other								

Well Operation	Description	Vehicle Type	Beginning Date	Ending Date	Duration (Days)	Total Loads	Average Trips per day		Route Description
Maintenance Vehicles	Maintenance truck	Articulated	1/01/2008	19/12/2007	365.25	12.00	0.07		Roma - GPF_MUG_06
Maintenance Equipment	Nil maintenance equipment								

Component

HP Network

ID	GPF_MUG_068	1/03/2016	(Same timing as GPF)
Begin HP Network Construction		25/04/2016	
End HP Network Construction			
Length of HP Pipe		22.05	km
Construction Rate		0.4	km/day
Construction Time		55.1	days
Truck capacity		162	m ³ /truck
Staff		80	people

CAMP	Description	Vehicle Type	Beginning Date	Ending Date	Duration (Days)	Total Loads	Average Trips per day	Delivery Frequency (1 truck every 10 days)	Route Description
Building - Materials	80 mobile homes - arrive	Articulated	2/02/2016	1/03/2016	28	80	5.71	0.35	Brisbane - GPF_MUG_06
	80 mobile homes - depart	Articulated	25/04/2016	23/05/2016	28	80	5.71	0.35	Roma - GPF_MUG_06
	General materials	Articulated	2/02/2016	1/03/2016	28	2.67	0.19	10.50	Brisbane - GPF_MUG_06
Building - Construction Machinery	Concrete truck	Rigid	2/02/2016	1/03/2016	28	27	1.93	1.04	Roma - GPF_MUG_06
Staff	60 HP Network Staff	Rigid	1/03/2016	25/04/2016	55.114575	9.06	0.33	6.08	Romaair - GPF_MUG_06
	20 ppl per bus								
	4 week shift continuous								
	20 HP Network staff	Light	1/03/2016	25/04/2016	55.114575	60.40	2.19	0.91	Romaair - GPF_MUG_06
	1 person per car								
	4 week shift continuous								
Potable Water	40 establishment staff	Rigid	2/02/2016	1/03/2016	28	4.00	0.29	7.00	Romaair - GPF_MUG_06
	20ppl per bus								
	2wk shift								
	10 establishment staff	Light	2/02/2016	1/03/2016	28	20.00	1.43	1.40	Romaair - GPF_MUG_06
	1 person per car								
	2wk shift								
Potable Water Construction	Water truck	Rigid	2/02/2016	1/03/2016	28	14.00	1.00	2.00	Roma - GPF_MUG_06
	Water truck	Rigid	1/03/2016	25/04/2016	55.11	22.05	0.80	2.50	Roma - GPF_MUG_06
	Water truck	Rigid	1/03/2016	25/04/2016	55.11	22.05	0.80	2.50	Roma - GPF_MUG_06
Consumables	Food truck	Rigid	2/02/2016	1/03/2016	28	0.84	0.06	33.33	Brisbane - GPF_MUG_06
	Food truck	Rigid	1/03/2016	25/04/2016	55.11	2.65	0.10	20.83	Gladstone - GPF_MUG_06
	Food truck	Rigid	1/03/2016	25/04/2016	55.11	2.65	0.10	20.83	Brisbane - GPF_MUG_06
Camp Construction	Food truck	Rigid	2/02/2016	1/03/2016	28	0.84	0.06	33.33	Brisbane - GPF_MUG_06
	Food truck	Rigid	1/03/2016	25/04/2016	55.11	2.65	0.10	20.83	Gladstone - GPF_MUG_06
	Food truck	Rigid	1/03/2016	25/04/2016	55.11	2.65	0.10	20.83	Brisbane - GPF_MUG_06
Other	Nil other								

HP Network Construction	Description	Vehicle Type	Beginning Date	Ending Date	Duration (Days)	Total Loads	Average Trips per day per site		Route Description
Building - Materials	HP Pipe delivery	Articulated	31/01/2016	26/03/2016	55.114575	54.43	1.98	1.01	Gladstone - GPF_MUG_06
	HP Pipe delivery	Articulated	31/01/2016	26/03/2016	55.114575	81.65	2.96	0.68	Brisbane - GPF_MUG_06
	Fittings and miscellaneous	Articulated	1/03/2016	25/04/2016	55.114575	44.09	1.60	1.25	Gladstone - GPF_MUG_06
Building - Construction Machinery	Construction machinery - Travel to site	Articulated	1/03/2016	25/04/2016	55.114575	20	0.73	2.76	Brisbane - GPF_MUG_06
Staff	Staff travel daily to site from camp within internal constructed roads. No additional travel on public roads								
Potable Water	Potable water taken to site from camp. No additional movement on public roads								
Non-potable water and waste water	Non potable water sourced from drill well. No additional movement on public roads								
Fuel	Fuel truck	Rigid Road Train	1/03/2016	25/04/2016	55.114575	16.37	0.67		Roma - GPF_MUG_06
	Fuel tanker		1/03/2016	25/04/2016	55.114575	6.11	0.29	6.80	Brisbane - Roma
Waste	Solid waste disposal	Articulated	1/03/2016	25/04/2016	55.114575	7.87	0.29		Roma - GPF_MUG_06
Consumables	Nil consumables								
Other	Nil other								

Component

Gas and Water Gathering

ID	GPF_MUG_068	1/01/2008	(Same timing as drilling)
Begin gathering construction		1/01/2009	(Same timing as drilling)
End gathering construction			
Staff		120	people

CAMP	Description	Vehicle Type	Beginning Date	Ending Date	Duration (Days)	Total Loads	Average Trips per day	Delivery Frequency (1 truck every 10 days)	Route Description
Building - Materials	120 mobile homes - arrive	Articulated	4/12/2007	1/01/2008	28	120	8.57	0.23	Brisbane - GPF_MUG_06
	120 mobile homes - depart	Articulated	1/01/2009	29/01/2009	28	120	8.57	0.23	Roma - GPF_MUG_06
	General materials	Articulated	4/12/2007	1/01/2008	28	4.00	0.29	7.00	Brisbane - GPF_MUG_06
Building - Construction Machinery	Concrete truck	Rigid	4/12/2007	1/01/2008	28	41	2.90	0.69	Roma - GPF_MUG_06
Staff	100 Gathering Staff	Rigid	1/01/2008	1/01/2009	366	100.27	0.55	3.65	Romaair - GPF_MUG_06
	20 ppl per bus								
	4 week shift continuous								
	20 HP Gathering Staff	Light	1/01/2008	1/01/2009	366	401.10	2.19	0.91	Romaair - GPF_MUG_06
	1 person per car								
	4 week shift continuous								
Potable Water	40 establishment staff	Rigid	4/12/2007	1/01/2008	28	4.00	0.29	7.00	Romaair - GPF_MUG_06
	20ppl per bus								
	2wk shift								
	10 establishment staff	Light	4/12/2007	1/01/2008	28	20.00	1.43	1.40	Romaair - GPF_MUG_06
	1 person per car								
	2wk shift								
Potable Water Construction	Water truck	Rigid	4/12/2007	1/01/2008	28	14.00	1.00	2.00	Roma - GPF_MUG_06
	Water truck	Rigid	1/01/2008	1/01/2009	366.00	219.60	1.20	1.67	Roma - GPF_MUG_06
	Water truck	Rigid	1/01/2008	1/01/2009	366.00	219.60	1.20	1.67	Roma - GPF_MUG_06
Consumables	Food truck	Rigid	4/12/2007	1/01/2008	28	1.68	0.12	16.67	Brisbane - GPF_MUG_06
	Food truck	Rigid	1/01/2008	1/01/2009	366.00	26.35	0.14	13.89	Brisbane - GPF_MUG_06
	Food truck	Rigid	1/01/2008	1/01/2009	366.00	26.35	0.14	13.89	Gladstone - GPF_MUG_06
Other	Nil other								

Gathering Construction	Description	Vehicle Type	Beginning Date	Ending Date	Duration (Days)	Total Loads Required per well network	Average Trips per day per well network		Route Description
Building - Materials	Pipe Materials	Articulated	1/01/2008	1/01/2009	365	1.13	0.01		Townsville - GPF_MUG_06
	Pipe Materials	Articulated	1/01/2008	1/01/2009	365	1.13	0.01		Brisbane - GPF_MUG_06
Building - Construction Machinery	Equipment Travel	Articulated	25/12/2007	1/01/2008	7	20	5.71		Brisbane - GPF_MUG_06
Staff	Staff travel daily to site from camp within internal constructed roads. No additional travel on public roads								
Potable Water	Potable water taken to site from camp. No additional movement on public roads								
Non-potable water and waste water	Non potable water sourced from drill well. No additional movement on public roads								
Fuel	Fuel truck	Rigid Road Train	1/01/2008	1/01/2009	365	2.80	0.02		Roma - GPF_MUG_06
	Fuel tanker		1/01/2008	1/01/2009	365	1.24	0.01		Brisbane - Roma
Waste	Solid waste removal	Articulated	1/01/2008	1/01/2009	365	1.00	0.01		Roma - GPF_MUG_06
Consumables	Nil consumables								
Other	Nil other								

Component

Water Treatment Facilities

GPF ID	GPF_MUG_068	
WTF ID	Nil	
Online 1 - Begin Construction		0/01/1900
Online 1 - Completion Date		0/01/1900
Online 1 - Capacity		0
Online 1 - Staff		0
Online 1 - Build Time		0
Online 2 - Begin Construction		0/01/1900
Online 2 - Completion Date		0/01/1900
Online 2 - Capacity		0

CAMP Outline 7	Description	Vehicle Type	Beginning Date	Ending Date	Duration (Days)	Total Loads	Average Trips per day	Delivery Frequency (1 truck per day)	Route Description
Building - Materials Re: mobile homes - 2	6 mobile homes - arrive	Articulated	01/11/1900	01/11/1900	28	0	0.00	0.00	Brisbane - GPF_MUG_06
	6 mobile homes - depart	Articulated	01/11/1900	01/11/1900	28	0	0.00	0.00	Roma - GPF_MUG_06
	General materials	Articulated	01/11/1900	01/11/1900	28	0.00	0.00	0.00	Brisbane - GPF_MUG_06
Building - Construction Machinery	Mobile cranes - travel to site	Articulated	01/11/1900	01/11/1900	7	0	0.00	0.00	Brisbane - GPF_MUG_06
	Concrete truck	Rigid	01/11/1900	01/11/1900	28	0	0.00	0.00	Roma - GPF_MUG_06
	Backhoe - travel to site	Articulated	01/11/1900	01/11/1900	7	0	0.00	0.00	Brisbane - GPF_MUG_06
Staff	20 WPF construction staff 20 ppl per bus 2 week shift	Rigid	01/11/1900	01/11/1900	0	0.00	0.00	0.00	Romaar - GPF_MUG_06
	20 establishment staff 1 person per car 2wk shift	Light	01/11/1900	01/11/1900	0	0.00	0.00	0.00	Romaar - GPF_MUG_06
	40 establishment staff 20ppl per bus 2wk shift								
	10 establishment staff 1 person per car 2wk shift	Rigid	01/11/1900	01/11/1900	0	0.00	0.00	0.00	Romaar - GPF_MUG_06
		Light	01/11/1900	01/11/1900	0	0.00	0.00	0.00	Romaar - GPF_MUG_06
Potable Water	Water truck	Rigid	01/11/1900	01/11/1900	0	0.00	0.00	0.00	Roma - GPF_MUG_06
Sanitation	Water truck	Rigid	01/11/1900	01/11/1900	0.00	0.00	0.00	0.00	Roma - GPF_MUG_06
Sanitation	Water truck	Rigid	01/11/1900	01/11/1900	0.00	0.00	0.00	0.00	Roma - GPF_MUG_06
Consumables									
Camp Construction	Food truck	Rigid	01/11/1900	01/11/1900	0	0	0.00	0.00	Brisbane - GPF_MUG_06
Camp Operation	Food truck	Rigid	01/11/1900	01/11/1900	0.00	0.00	0.00	0.00	Brisbane - GPF_MUG_06
Other	Nil other								

CAMP Online 2	Description	Vehicle Type	Beginning Date	Ending Date	Duration (Days)	Total Loads	Average Trips per day	Delivery Frequency (1 truck every 2 days)	Route Description
Building - Materials 0 mobile homes - 0	0 mobile homes - arrive	Articulated	01/11/1900	01/11/1900	28	0	0.00	0.00	Brisbane - GPF_MUG_06
	0 mobile homes - depart	Articulated	01/11/1900	01/11/1900	14	0	0.00	0.00	Roma - GPF_MUG_06
	General materials	Articulated	01/11/1900	01/11/1900	28	0.00	0.00	0.00	Brisbane - GPF_MUG_06
Building - Construction Machinery	Mobile cranes - travel to site	Articulated	01/11/1900	01/11/1900	7	0	0.00	0.00	Brisbane - GPF_MUG_06
	Concrete truck	Rigid	01/11/1900	01/11/1900	28	0	0.00	0.00	Roma - GPF_MUG_06
	Backhoe - travel to site	Articulated	01/11/1900	01/11/1900	7	0	0.00	0.00	Brisbane - GPF_MUG_06
Staff	20 WFF construction staff 20 ppl per bus	Rigid	01/11/1900	01/11/1900	0	0.00	0.00	0.00	Romaair - GPF_MUG_06
	2 week shift								
	10 establishment staff 1 person per car	Light	01/11/1900	01/11/1900	0	0.00	0.00	0.00	Romaair - GPF_MUG_06
	40 establishment staff 20ppl per bus								
	2wk shift	Rigid	01/11/1900	01/11/1900	0	0.00	0.00	0.00	Romaair - GPF_MUG_06
	10 establishment staff 1 person per car								
	2wk shift	Light	01/11/1900	01/11/1900	0	0.00	0.00	0.00	Romaair - GPF_MUG_06
Potable Water Construction Operation	Water truck	Rigid	01/11/1900	01/11/1900	0	0.00	0.00	0.00	Roma - GPF_MUG_06
	Water truck	Rigid	01/11/1900	01/11/1900	0.00	0.00	0.00	0.00	Roma - GPF_MUG_06
	Water truck	Rigid	01/11/1900	01/11/1900	0.00	0.00	0.00	0.00	Roma - GPF_MUG_06
Consumables Camp Construction Camp Operation	Food truck	Rigid	01/11/1900	01/11/1900	0	0	0.00	0.00	Brisbane - GPF_MUG_06
	Food truck	Rigid	01/11/1900	01/11/1900	0.00	0.00	0.00	0.00	Brisbane - GPF_MUG_06
Other	Nil other								

CAMP	Description	Vehicle Type	Beginning Date	Ending Date	Duration (Days)	Total Loads	Average Trips per day	Delivery Frequency	Route Description
CAMP Onsite 3									
Building - Materials 0 mobile homes - arrive 0 mobile homes - depart General materials	0 mobile homes - arrive	Articulated	01/1/1900	01/1/1900	28	0	0.00	0.00	Brisbane - GPF_MUG_06
	0 mobile homes - depart	Articulated	01/1/1900	01/1/1900	14	0	0.00	0.00	Roma - GPF_MUG_06
	General materials	Articulated	01/1/1900	01/1/1900	28	0.00	0.00	0.00	Brisbane - GPF_MUG_06
Building - Construction Machinery	Mobile cranes - travel to site	Articulated	01/1/1900	01/1/1900	7	0	0.00	0.00	Brisbane - GPF_MUG_06
	Concrete truck	Rigid	01/1/1900	01/1/1900	28	0	0.00	0.00	Roma - GPF_MUG_06
	Backhoe - travel to site	Articulated	01/1/1900	01/1/1900	7	0	0.00	0.00	Brisbane - GPF_MUG_06
Staff	20 WFF construction staff 20 ppl per bus 2 week shift	Rigid	01/1/1900	01/1/1900	0	0.00	0.00	0.00	Roma - GPF_MUG_06
	10 establishment staff 1 person per car 2wk shift	Light	01/1/1900	01/1/1900	0	0.00	0.00	0.00	Roma - GPF_MUG_06
	40 establishment staff 20ppl per bus 2wk shift	Light	01/1/1900	01/1/1900	0	0.00	0.00	0.00	Roma - GPF_MUG_06
	10 establishment staff 1 person per car 2wk shift	Light	01/1/1900	01/1/1900	0	0.00	0.00	0.00	Roma - GPF_MUG_06
	20 ppl per bus 2 week shift	Rigid	01/1/1900	01/1/1900	0	0.00	0.00	0.00	Roma - GPF_MUG_06
	10 establishment staff 1 person per car 2wk shift	Light	01/1/1900	01/1/1900	0	0.00	0.00	0.00	Roma - GPF_MUG_06
Potable Water Construction Operation Operation	Water truck	Rigid	01/1/1900	01/1/1900	0	0.00	0.00	0.00	Roma - GPF_MUG_06
	Water truck	Rigid	01/1/1900	01/1/1900	0.00	0.00	0.00	0.00	Roma - GPF_MUG_06
	Water truck	Rigid	01/1/1900	01/1/1900	0.00	0.00	0.00	0.00	Roma - GPF_MUG_06
Consumables									
Camp Construction	Food truck	Rigid	01/1/1900	01/1/1900	0	0	0.00	0.00	Brisbane - GPF_MUG_06
Camp Operation	Food truck	Rigid	01/1/1900	01/1/1900	0.00	0.00	0.00	0.00	Brisbane - GPF_MUG_06
Other	Nil other								

CAMP Online #	Description	Vehicle Type	Beginning Date	Ending Date	Duration (Days)	Total Loads	Average Trips per day	Delivery Frequency <small>(1 Week Approx. 10 Days)</small>	Route Description
Building - Materials <small>0 mobile homes - 0</small>	0 mobile homes - arrive	Articulated	01/01/1900	01/01/1900	28	0	0.00	0.00	Brisbane - GPF_MUG_06
	0 mobile homes - depart	Articulated	01/01/1900	01/01/1900	14	0	0.00	0.00	Roma - GPF_MUG_06
	General materials	Articulated	01/01/1900	01/01/1900	28	0.00	0.00	0.00	Brisbane - GPF_MUG_06
Building - Construction Machinery	Mobile cranes - travel to site	Articulated	01/01/1900	01/01/1900	7	0	0.00	0.00	Brisbane - GPF_MUG_06
	Concrete truck	Rigid	01/01/1900	01/01/1900	29	0	0.00	0.00	Roma - GPF_MUG_06
	Backhoe - travel to site	Articulated	01/01/1900	01/01/1900	7	0	0.00	0.00	Brisbane - GPF_MUG_06
Staff	20 WFF construction staff	Rigid	01/01/1900	01/01/1900	0	0.00	0.00	0.00	Romaair - GPF_MUG_06
	20 ppl per bus								
	2 week shift								
	10 establishment staff	Light	01/01/1900	01/01/1900	0	0.00	0.00	0.00	Romaair - GPF_MUG_06
	1 person per car								
	24k shift								
Potable Water	40 establishment staff	Rigid	01/01/1900	01/01/1900	0	0.00	0.00	0.00	Romaair - GPF_MUG_06
	20ppl per bus								
	24k shift								
	10 establishment staff	Light	01/01/1900	01/01/1900	0	0.00	0.00	0.00	Romaair - GPF_MUG_06
	1 person per car								
	24k shift								
Construction	Water truck	Rigid	01/01/1900	01/01/1900	0	0.00	0.00	0.00	Roma - GPF_MUG_06
	Water truck	Rigid	01/01/1900	01/01/1900	0.00	0.00	0.00	0.00	Roma - GPF_MUG_06
	Water truck	Rigid	01/01/1900	01/01/1900	0.00	0.00	0.00	0.00	Roma - GPF_MUG_06
Consumables									
Camp Construction	Food truck	Rigid	01/01/1900	01/01/1900	0	0	0.00	0.00	Brisbane - GPF_MUG_06
Camp Operation	Food truck	Rigid	01/01/1900	01/01/1900	0.00	0.00	0.00	0.00	Brisbane - GPF_MUG_06
Other	Nil other								

WTF CONSTRUCTION	Description	Vehicle Type	Beginning Date	Ending Date	Duration (Days)	Total Loads	Average Trips per day	Delivery Frequency	Route Description
Online !								<small>(1 truck leaving site daily)</small>	
Building - Materials	Construction materials Ex Gladstone Construction materials Ex Brisbane RD Units transport Gravel truck	Road Train	0/1/1900	0/1/1900	0	0	0.00	0.00	Gladstone - GPF_MUG_06
		Road Train	0/1/1900	0/1/1900	0	0	0.00	0.00	Brisbane - GPF_MUG_06
		Oversize	0/1/1900	0/1/1900	0	0	0.00	0.00	Brisbane - GPF_MUG_06
		Road Train	0/1/1900	0/1/1900	0	0	0.00	0.00	Roma - GPF_MUG_06
Building - Construction Machinery	WTF construction machinery Concrete truck	Articulated	0/1/1900	0/1/1900	7	0	0.00	0.00	Brisbane - GPF_MUG_06
		Rigid	0/1/1900	0/1/1900	0	0	0.00	0.00	Roma - RMA_MUG_06
Access to WTF/Camp	Gravel Truck	Road Train	0/1/1900	0/1/1900	30	0	0.00	0.00	Roma - GPF_MUG_06
Access - Construction Machinery	All access machinery already on site. No additional movement on public roads								
Staff	Staff travel daily to site from camp within internal constructed roads. No additional travel on public roads								
Potable Water	Potable water taken to site from camp. No additional movement on public roads								
Non-potable water	Water truck	Rigid	0/1/1900	0/1/1900	0	0.00	0.00	0.00	Roma - GPF_MUG_06
Fuel	Fuel truck	Rigid	0/1/1900	0/1/1900	0	0.00	0.00	0.00	Roma - GPF_MUG_06
	Fuel tanker	Road Train	0/1/1900	0/1/1900	0	0.00	0.00	0.00	Brisbane - Roma
Waste	Solid waste disposal	Articulated	0/1/1900	0/1/1900	0	0.00	0.00	0.00	Roma - GPF_MUG_06
	Liquid waste disposal	Articulated	0/1/1900	0/1/1900	0	0.00	0.00	0.00	Roma - GPF_MUG_06
Consumables	Nit consumables								
Other	Nit other								

WTF CONSTRUCTION Online 2	Description	Vehicle Type	Beginning Date	Ending Date	Duration (Days)	Total Loads	Average Trips per day	Delivery Frequency <small>(1 truck every xx days)</small>	Route Description
------------------------------	-------------	--------------	----------------	-------------	--------------------	-------------	--------------------------	---	-------------------

Building - Materials	Construction materials Ex Gladstone	Road Train	0/01/1900	0/01/1900	0	0	0.00	0.00	Gladstone - GPF_MUG_06
	Construction materials Ex Brisbane	Road Train	0/01/1900	0/01/1900	0	0	0.00	0.00	Brisbane - GPF_MUG_06
	RO Units transport	Oversize	0/01/1900	0/01/1900	0	0	0.00	0.00	Brisbane - GPF_MUG_06
	Gravel truck	Road Train	0/01/1900	0/01/1900	0	0	0.00	0.00	Roma - GPF_MUG_06
Building - Construction Machinery	WTF construction machinery Concrete truck	Articulated Rigid	0/01/1900 0/01/1900	0/01/1900 0/01/1900	7 0	0	0.00 0.00	0.00 0.00	Brisbane - GPF_MUG_06 Roma - GPF_MUG_06
Access to WTF/Camp	Gravel truck	Road Train	0/01/1900	0/01/1900	30	0	0.00	0.00	Roma - GPF_MUG_06
Access - Construction Machinery	All access machinery already on site. No additional movement on public roads								
Staff	Staff travel daily to site from camp within internal constructed roads. No additional travel on public roads								
Potable Water	Potable water taken to site from camp. No additional movement on public roads								
Non-potable water	Water truck	Rigid	0/01/1900	0/01/1900	0	0.00	0.00	0.00	Roma - GPF_MUG_06
Fuel	Fuel truck Fuel tanker	Rigid Road Train	0/01/1900 0/01/1900	0/01/1900 0/01/1900	0 0	0.00 0.00	0.00 0.00	0.00 0.00	Roma - GPF_MUG_06 Brisbane - Roma
Waste	Solid waste disposal Liquid waste disposal	Articulated Articulated	0/01/1900 0/01/1900	0/01/1900 0/01/1900	0 0	0.00 0.00	0.00 0.00	0.00 0.00	Roma - GPF_MUG_06 Roma - GPF_MUG_06
Consumables	Nil consumables								
Other	Nil other								

WTF CONSTRUCTION Online 2	Description	Vehicle Type	Beginning Date	Ending Date	Duration (Days)	Total Loads	Average Trips per day	Delivery Frequency (1 truck loading or empty)	Route Description
Building - Materials	Construction materials Ex Gladstone	Road Train	0/01/1900	0/01/1900	0	0	0.00	0.00	Gladstone - GPF_MUG_06
	Construction materials Ex Brisbane	Road Train	0/01/1900	0/01/1900	0	0	0.00	0.00	Brisbane - GPF_MUG_06
	RO Units transport	Oversize	0/01/1900	0/01/1900	0	0	0.00	0.00	Brisbane - GPF_MUG_06
	Gravel truck	Road Train	0/01/1900	0/01/1900	0	0	0.00	0.00	Roma - GPF_MUG_06
Building - Construction Machinery	WTF construction machinery Concrete truck	Articulated Rigid	0/01/1900 0/01/1900	0/01/1900 0/01/1900	7 0	0	0.00 0.00	0.00 0.00	Brisbane - GPF_MUG_06 Roma - GPF_MUG_06
Access to WTF/Camp	Gravel truck	Road Train	0/01/1900	0/01/1900	30	0	0.00	0.00	Roma - GPF_MUG_06
Access - Construction Machinery	All access machinery already on site. No additional movement on public roads								
Staff	Staff travel daily to site from camp within internal constructed roads. No additional travel on public roads								
Potable Water	Potable water taken to site from camp. No additional movement on public roads								
Non-potable water	Water truck	Rigid	0/01/1900	0/01/1900	0	0.00	0.00	0.00	Roma - GPF_MUG_06
Fuel	Fuel truck Fuel tanker	Rigid Road Train	0/01/1900 0/01/1900	0/01/1900 0/01/1900	0 0	0.00 0.00	0.00 0.00	0.00 0.00	Roma - GPF_MUG_06 Brisbane - Roma
Waste	Solid waste disposal Liquid waste disposal	Articulated Articulated	0/01/1900 0/01/1900	0/01/1900 0/01/1900	0 0	0.00 0.00	0.00 0.00	0.00 0.00	Roma - GPF_MUG_06 Roma - GPF_MUG_06
Consumables	Nil consumables								
Other	Nil other								

WTF CONSTRUCTION Online 4	Description	Vehicle Type	Beginning Date	Ending Date	Duration (Days)	Total Loads	Average Trips per day	Delivery Frequency (1 truck loading or empty)	Route Description
Building - Materials	Construction materials Ex Gladstone	Road Train	0/01/1900	0/01/1900	0	0	0.00	0.00	Gladstone - GPF_MUG_06
	Construction materials Ex Brisbane	Road Train	0/01/1900	0/01/1900	0	0	0.00	0.00	Brisbane - GPF_MUG_06
	RO Units transport	Oversize	0/01/1900	0/01/1900	0	0	0.00	0.00	Brisbane - GPF_MUG_06
	Gravel truck	Road Train	0/01/1900	0/01/1900	0	0	0.00	0.00	Roma - GPF_MUG_06
Building - Construction Machinery	WTF construction machinery Concrete truck	Articulated Rigid	0/01/1900 0/01/1900	0/01/1900 0/01/1900	7 0	0	0.00 0.00	0.00 0.00	Brisbane - GPF_MUG_06 Roma - GPF_MUG_06
Access to WTF/Camp	Gravel truck	Road Train	0/01/1900	0/01/1900	30	0	0.00	0.00	Roma - GPF_MUG_06
Access - Construction Machinery	All access machinery already on site. No additional movement on public roads								
Staff	Staff travel daily to site from camp within internal constructed roads. No additional travel on public roads								
Potable Water	Potable water taken to site from camp. No additional movement on public roads								
Non-potable water	Water truck	Rigid	0/01/1900	0/01/1900	0	0.00	0.00	0.00	Roma - GPF_MUG_06
Fuel	Fuel truck Fuel tanker	Rigid Road Train	0/01/1900 0/01/1900	0/01/1900 0/01/1900	0 0	0.00 0.00	0.00 0.00	0.00 0.00	Roma - GPF_MUG_06 Brisbane - Roma
Waste	Solid waste disposal Liquid waste disposal	Articulated Articulated	0/01/1900 0/01/1900	0/01/1900 0/01/1900	0 0	0.00 0.00	0.00 0.00	0.00 0.00	Roma - GPF_MUG_06 Roma - GPF_MUG_06
Consumables	Nil consumables								
Other	Nil other								

WTF OPERATION	Description	Vehicle Type	Beginning Date	Ending Date	Duration (Days)	Total Loads	Average Trips per day	Delivery Frequency (1 truck loading or empty)	Route Description
Maintenance Vehicles	Maintenance trucks	Articulated	0/01/1900	18/12/1949	18250	0.00	0.00	0.00	Roma - GPF_MUG_06
Maintenance Equipment	Nil maintenance equipment								
Staff	0 WTF operation staff 20 ppl per bus 2 week shift	Rigid	0/01/1900	18/12/1949	18250	0.00	0.00	0.00	Romaair - GPF_MUG_06
	10 WTF operation staff 1 ppl per car 2 week shift	Light	0/01/1900	18/12/1949	18250	0.00	0.00	0.00	Romaair - GPF_MUG_06
Potable Water	Water truck	Rigid	0/01/1900	18/12/1949	18250	0.00	0.00	0.00	Roma - GPF_MUG_06
Non-potable water	Non-potable water to be available locally (drill water). No transport on public roads								
Fuel	Fuel truck	Rigid	0/01/1900	18/12/1949	18250	0.00	0.00	0.00	Roma - GPF_MUG_06
	Fuel tanker	Road Train	0/01/1900	18/12/1949	18250	0.00	0.00	0.00	Brisbane - Roma
Waste	Solid waste disposal	Articulated	0/01/1900	18/12/1949	18250	0.00	0.00	0.00	Roma - GPF_MUG_06
Consumables	Food truck	Rigid	0/01/1900	18/12/1949	18250	0	0.00	0.00	Roma - GPF_MUG_06
Other									

Traffic Summary - Major items					GPF_MUG_06i
Vehicle	Capacity	No. Loads	Quantity		
Fuel truck	15000		244	3,658,851 L	
Fuel tanker	34000	108		3,658,851 L	
Concrete truck	7.4	500		3,700 m3	
Water truck	20000	6004		120,077,547 L	
Food truck	5000	893		3,466,555 kg	
Gravel truck	40	2225		89,000 m3	
Total movements all vehicles on public roads		14,030			
Total trips all vehicles on public roads		28,060			
Total Distance Travelled	6,030,480	VKT			
Average L/km	0.606	L/km			
Average Trip Distance	215.0	km			

Well Construction	Description	Vehicle Type	Beginning Date	Ending Date	Duration (Days)	Total Required per well	Average Trips per day per well		Route Description
Building - Materials	Construction materials Ex Gladstone	Articulated	1/01/2012	31/12/2027	365.25	2.00	0.01		Gladstone - GPF_RCK_04a
	Construction materials Ex Brisbane	Articulated	1/01/2012	31/12/2027	365.25	4.00	0.02		Brisbane - GPF_RCK_04a
	Gravel truck	Road Train	1/01/2012	31/12/2027	365.25	0.42	0.00		Brisbane - GPF_RCK_04a
Pad - Materials	Concrete truck	Road Train	1/01/2012	31/12/2027	365.25	3.04	0.02		Roma - GPF_RCK_04a
Building - Construction Machinery	Drill/workover rigs - Travel to site	Articulated	1/01/2012	31/12/2027	365.25	2	0.01		Brisbane - GPF_RCK_04a
Staff	Staff travel daily to site from camp within internal constructed roads. No additional travel on public roads								
Potable Water	Potable water taken to site from camp. No additional movement on public roads								
Non potable water and waste water	Non potable water sourced from drill well. No additional movement on public roads								
Fuel	Fuel truck	Rigid	1/01/2012	31/12/2027	365.25	2.80	0.02		Roma - GPF_RCK_04a
	Fuel tanker	Road Train	1/01/2012	31/12/2027	365.25	1.24	0.01		Brisbane - Roma
Waste	Solid waste disposal	Articulated	1/01/2012	31/12/2027	365.25	1.00	0.01		Roma - GPF_RCK_04a
Consumables	Nil consumables								
Other	Nil other								

Well Operation	Description	Vehicle Type	Beginning Date	Ending Date	Duration (Days)	Total Loads	Average Trips per day		Route Description
Maintenance Vehicles	Maintenance truck	Articulated	1/01/2012	19/12/2061	365.25	12.00	0.07		Roma - GPF_RCK_04a
Maintenance Equipment	Nil maintenance equipment								

Component

HP Network

ID GPF_RCK_04a
 Begin HP Network Construction 1/10/2013 (Same timing as GPF)
 End HP Network Construction 25/11/2013
 Length of HP Pipe 22.05 km
 Construction Rate 0.4 km/day
 Construction Time 55.1 days
 Truck capacity 162 m³/truck
 Staff 80 people

CAMP	Description	Vehicle Type	Beginning Date	Ending Date	Duration (Days)	Total Loads	Average Trips per day	Delivery Frequency (1 truck daily or more)	Route Description
Building - Materials No mobile homes - 80	80 mobile homes - arrive	Articulated	3/09/2013	1/10/2013	28	80	5.71	0.35	Brisbane - GPF_RCK_04a
	80 mobile homes - depart	Articulated	25/11/2013	23/12/2013	28	80	5.71	0.35	Roma - GPF_RCK_04a
	General materials	Articulated	3/09/2013	1/10/2013	28	2.67	0.19	10.50	Brisbane - GPF_RCK_04a
Building - Construction Machinery	Concrete truck	Rigid	3/09/2013	1/10/2013	28	27	1.93	1.04	Roma - GPF_RCK_04a
Staff	60 HP Network Staff								
	20 ppl per bus	Rigid	1/10/2013	25/11/2013	55.114575	9.06	0.33	6.08	Romaair - GPF_RCK_04a
	4 week shift continuous								
	20 HP Network staff	Light	1/10/2013	25/11/2013	55.114575	60.40	2.19	0.91	Romaair - GPF_RCK_04a
	1 person per car								
	4 week shift continuous	Rigid	3/09/2013	1/10/2013	28	4.00	0.29	7.00	Romaair - GPF_RCK_04a
	40 establishment staff								
	20ppl per bus	Light	3/09/2013	1/10/2013	28	20.00	1.43	1.40	Romaair - GPF_RCK_04a
Potable Water	Water truck	Rigid	3/09/2013	1/10/2013	28	14.00	1.00	2.00	Roma - GPF_RCK_04a
	Construction	Rigid	1/10/2013	25/11/2013	55.11	22.05	0.80	2.50	Roma - GPF_RCK_04a
	Operation	Rigid	1/10/2013	25/11/2013	55.11	22.05	0.80	2.50	Roma - GPF_RCK_04a
Consumables	Food truck	Rigid	3/09/2013	1/10/2013	28	0.84	0.06	33.33	Brisbane - GPF_RCK_04a
	Camp Construction	Rigid	1/10/2013	25/11/2013	55.11	2.65	0.10	20.83	Gladstone - GPF_RCK_04a
	Camp Operation	Rigid	1/10/2013	25/11/2013	55.11	2.65	0.10	20.83	Brisbane - GPF_RCK_04a
Other	Nil other								

HP Network Construction	Description	Vehicle Type	Beginning Date	Ending Date	Duration (Days)	Total Loads	Average Trips per day per site		Route Description
Building - Materials	HP Pipe delivery	Articulated	1/09/2013	26/10/2013	55.114575	54.43	1.98	1.01	Gladstone - GPF_RCK_04a
	HP Pipe delivery	Articulated	1/09/2013	26/10/2013	55.114575	81.65	2.96	0.68	Brisbane - GPF_RCK_04a
	Fittings and miscellaneous	Articulated	1/10/2013	25/11/2013	55.114575	44.09	1.60	1.25	Gladstone - GPF_RCK_04a
Building - Construction Machinery	Construction machinery - Travel to site	Articulated	1/10/2013	25/11/2013	55.114575	20	0.73	2.76	Brisbane - GPF_RCK_04a
Staff	Staff travel daily to site from camp within internal constructed roads. No additional travel on public roads								
Potable Water	Potable water taken to site from camp. No additional movement on public roads								
Non-potable water and waste water	Non potable water sourced from drill well. No additional movement on public roads								
Fuel	Fuel truck	Rigid	1/10/2013	25/11/2013	55.114575	16.37	0.67		Roma - GPF_RCK_04a
	Fuel tanker	Road Train	1/10/2013	25/11/2013	55.114575	6.11	0.29	6.80	Brisbane - Roma
Waste	Solid waste disposal	Articulated	1/10/2013	25/11/2013	55.114575	7.87	0.29		Roma - GPF_RCK_04a
Consumables	Nil consumables								
Other	Nil other								

Component

Gas and Water Gathering

ID GPF_RCK_04a
 Begin gathering construction 1/01/2012 (Same timing as drilling)
 End gathering construction 31/12/2027 (Same timing as drilling)
 Staff 120 people

CAMP	Description	Vehicle Type	Beginning Date	Ending Date	Duration (Days)	Total Loads	Average Trips per day	Delivery Frequency (1 truck daily or more)	Route Description
Building - Materials No mobile homes - 120	120 mobile homes - arrive	Articulated	4/12/2011	1/01/2012	28	120	8.57	0.23	Brisbane - GPF_RCK_04a
	120 mobile homes - depart	Articulated	31/12/2027	26/01/2028	28	120	8.57	0.23	Roma - GPF_RCK_04a
	General materials	Articulated	4/12/2011	1/01/2012	28	4.00	0.29	7.00	Brisbane - GPF_RCK_04a
Building - Construction Machinery	Concrete truck	Rigid	4/12/2011	1/01/2012	28	41	2.90	0.69	Roma - GPF_RCK_04a
Staff	100 Gathering Staff								
	20 ppl per bus	Rigid	1/01/2012	31/12/2027	5843	1600.82	0.55	3.65	Romaair - GPF_RCK_04a
	4 week shift continuous								
	20 HP Gathering Staff	Light	1/01/2012	31/12/2027	5843	6403.29	2.19	0.91	Romaair - GPF_RCK_04a
	1 person per car								
	4 week shift continuous	Rigid	4/12/2011	1/01/2012	28	4.00	0.29	7.00	Romaair - GPF_RCK_04a
	40 establishment staff								
	20ppl per bus	Light	4/12/2011	1/01/2012	28	20.00	1.43	1.40	Romaair - GPF_RCK_04a
Potable Water	Water truck	Rigid	4/12/2011	1/01/2012	28	14.00	1.00	2.00	Roma - GPF_RCK_04a
	Construction	Rigid	1/01/2012	31/12/2027	5843.00	3505.80	1.20	1.67	Roma - GPF_RCK_04a
	Operation	Rigid	1/01/2012	31/12/2027	5843.00	3505.80	1.20	1.67	Roma - GPF_RCK_04a
Consumables	Food truck	Rigid	4/12/2011	1/01/2012	28	1.68	0.12	16.67	Brisbane - GPF_RCK_04a
	Camp Construction	Rigid	1/01/2012	31/12/2027	5843.00	420.70	0.14	13.89	Brisbane - GPF_RCK_04a
	Camp Operation	Rigid	1/01/2012	31/12/2027	5843.00	420.70	0.14	13.89	Gladstone - GPF_RCK_04a
Other	Nil other								

Gathering Construction	Description	Vehicle Type	Beginning Date	Ending Date	Duration (Days)	Total Loads Required per well network	Average Trips per day per well network		Route Description
Building - Materials	Pipe Materials	Articulated	1/01/2012	31/12/2027	365	1.13	0.01		Townsville - GPF_RCK_04a
	Pipe Materials	Articulated	1/01/2012	31/12/2027	365	1.13	0.01		Brisbane - GPF_RCK_04a
Building - Construction Machinery	Equipment Travel	Articulated	25/12/2011	1/01/2012	7	20 (total - not per well)	5.71		Brisbane - GPF_RCK_04a
Staff	Staff travel daily to site from camp within internal constructed roads. No additional travel on public roads								
Potable Water	Potable water taken to site from camp. No additional movement on public roads								
Non-potable water and waste water	Non potable water sourced from drill well. No additional movement on public roads								
Fuel	Fuel truck	Rigid	1/01/2012	31/12/2027	365	2.80	0.02		Roma - GPF_RCK_04a
	Fuel tanker	Road Train	1/01/2012	31/12/2027	365	1.24	0.01		Brisbane - Roma
Waste	Solid waste removal	Articulated	1/01/2012	31/12/2027	365	1.00	0.01		Roma - GPF_RCK_04a
Consumables	Nil consumables								
Other	Nil other								

Component

Water Treatment Facilities

GPF ID GPF_RCK_04a
 WTP ID Nil
 Online 1 - Begin Construction 0/01/1900
 Online 1 - Completion Date 0/01/1900
 Online 1 - Capacity 0
 Online 1 - Staff 0
 Online 1 - Build Time 0
 Online 2 - Begin Construction 0/01/1900
 Online 2 - Completion Date 0/01/1900
 Online 2 - Capacity 0

Online 2 - Staff	0
Online 2 - Build Time	0
Online 3 - Begin Construction	0/01/1900
Online 3 - Completion Date	0/01/1900
Online 3 - Capacity	0
Online 3 - Staff	0
Online 3 - Build Time	0
Online 4 - Begin Construction	0/01/1900
Online 4 - Completion Date	0/01/1900
Online 4 - Capacity	0
Online 4 - Staff	0
Online 4 - Build Time	0

CAMP Online 1	Description	Vehicle Type	Beginning Date	Ending Date	Duration (Days)	Total Loads	Average Trips per day	Delivery Frequency (1 truck empty to daily)	Route Description
Building - Materials No mobile homes - 0	1 mobile homes - arrive	Articulated	0/01/1900	0/01/1900	28	0	0.00	0.00	Brisbane - GPF_RCK_04a
	- 0 mobile homes - depart	Articulated	0/01/1900	0/01/1900	28	0	0.00	0.00	Roma - GPF_RCK_04a
	General materials	Articulated	0/01/1900	0/01/1900	28	0.00	0.00	0.00	Brisbane - GPF_RCK_04a
Building - Construction Machinery	Mobile cranes - travel to site	Articulated	0/01/1900	0/01/1900	7	0	0.00	0.00	Brisbane - GPF_RCK_04a
	Concrete truck Backhoe - travel to site	Rigid Articulated	0/01/1900 0/01/1900	0/01/1900 0/01/1900	28 7	0 0	0.00 0.00	0.00 0.00	Roma - GPF_RCK_04a Brisbane - GPF_RCK_04a
Staff	20 WTF construction staff	Rigid	0/01/1900	0/01/1900	0	0.00	0.00	0.00	Romaair - GPF_RCK_04a
	20 establishment staff								
	1 person per car	Light	0/01/1900	0/01/1900	0	0.00	0.00	0.00	Romaair - GPF_RCK_04a
	0 2wk shift								
	40 establishment staff	Rigid	0/01/1900	0/01/1900	0	0.00	0.00	0.00	Romaair - GPF_RCK_04a
	20 ppl per bus								
Potable Water Construction Operation Operation	Water truck	Rigid	0/01/1900	0/01/1900	0	0.00	0.00	0.00	Roma - GPF_RCK_04a
	Water truck								
	Water truck								
Consumables Camp Construction Camp Operation	Food truck	Rigid	0/01/1900	0/01/1900	0	0	0.00	0.00	Brisbane - GPF_RCK_04a
	Food truck								
Other	Nil other								

CAMP Online 2	Description	Vehicle Type	Beginning Date	Ending Date	Duration (Days)	Total Loads	Average Trips per day	Delivery Frequency (1 truck empty to daily)	Route Description
Building - Materials No mobile homes - 0	1 mobile homes - arrive	Articulated	0/01/1900	0/01/1900	28	0	0.00	0.00	Brisbane - GPF_RCK_04a
	- 0 mobile homes - depart	Articulated	0/01/1900	0/01/1900	14	0	0.00	0.00	Roma - GPF_RCK_04a
	General materials	Articulated	0/01/1900	0/01/1900	28	0.00	0.00	0.00	Brisbane - GPF_RCK_04a
Building - Construction Machinery	Mobile cranes - travel to site	Articulated	0/01/1900	0/01/1900	7	0	0.00	0.00	Brisbane - GPF_RCK_04a
	Concrete truck Backhoe - travel to site	Rigid Articulated	0/01/1900 0/01/1900	0/01/1900 0/01/1900	28 7	0 0	0.00 0.00	0.00 0.00	Roma - GPF_RCK_04a Brisbane - GPF_RCK_04a
Staff	20 WTF construction staff	Rigid	0/01/1900	0/01/1900	0	0.00	0.00	0.00	Romaair - GPF_RCK_04a
	20 establishment staff								
	1 person per car	Light	0/01/1900	0/01/1900	0	0.00	0.00	0.00	Romaair - GPF_RCK_04a
	0 2wk shift								
	40 establishment staff	Rigid	0/01/1900	0/01/1900	0	0.00	0.00	0.00	Romaair - GPF_RCK_04a
	20 ppl per bus								
Potable Water Construction Operation Operation	Water truck	Rigid	0/01/1900	0/01/1900	0	0.00	0.00	0.00	Roma - GPF_RCK_04a
	Water truck								
	Water truck								
Consumables Camp Construction Camp Operation	Food truck	Rigid	0/01/1900	0/01/1900	0	0	0.00	0.00	Brisbane - GPF_RCK_04a
	Food truck								
Other	Nil other								

CAMP Online 3	Description	Vehicle Type	Beginning Date	Ending Date	Duration (Days)	Total Loads	Average Trips per day	Delivery Frequency (1 truck empty to daily)	Route Description
Building - Materials No mobile homes - 0	1 mobile homes - arrive	Articulated	0/01/1900	0/01/1900	28	0	0.00	0.00	Brisbane - GPF_RCK_04a
	- 0 mobile homes - depart	Articulated	0/01/1900	0/01/1900	14	0	0.00	0.00	Roma - GPF_RCK_04a
	General materials	Articulated	0/01/1900	0/01/1900	28	0.00	0.00	0.00	Brisbane - GPF_RCK_04a
Building - Construction Machinery	Mobile cranes - travel to site	Articulated	0/01/1900	0/01/1900	7	0	0.00	0.00	Brisbane - GPF_RCK_04a
	Concrete truck Backhoe - travel to site	Rigid Articulated	0/01/1900 0/01/1900	0/01/1900 0/01/1900	28 7	0 0	0.00 0.00	0.00 0.00	Roma - GPF_RCK_04a Brisbane - GPF_RCK_04a
Staff	20 WTF construction staff	Rigid	0/01/1900	0/01/1900	0	0.00	0.00	0.00	Romaair - GPF_RCK_04a
	20 establishment staff								
	1 person per car	Light	0/01/1900	0/01/1900	0	0.00	0.00	0.00	Romaair - GPF_RCK_04a
	0 2wk shift								
	40 establishment staff	Rigid	0/01/1900	0/01/1900	0	0.00	0.00	0.00	Romaair - GPF_RCK_04a
	20 ppl per bus								
Potable Water Construction Operation Operation	Water truck	Rigid	0/01/1900	0/01/1900	0	0.00	0.00	0.00	Roma - GPF_RCK_04a
	Water truck								
	Water truck								
Consumables Camp Construction Camp Operation	Food truck	Rigid	0/01/1900	0/01/1900	0	0	0.00	0.00	Brisbane - GPF_RCK_04a
	Food truck								
Other	Nil other								

CAMP Online 4	Description	Vehicle Type	Beginning Date	Ending Date	Duration (Days)	Total Loads	Average Trips per day	Delivery Frequency (1 truck empty to daily)	Route Description
Building - Materials No mobile homes - 0	1 mobile homes - arrive	Articulated	0/01/1900	0/01/1900	28	0	0.00	0.00	Brisbane - GPF_RCK_04a
	- 0 mobile homes - depart	Articulated	0/01/1900	0/01/1900	14	0	0.00	0.00	Roma - GPF_RCK_04a
	General materials	Articulated	0/01/1900	0/01/1900	28	0.00	0.00	0.00	Brisbane - GPF_RCK_04a
Building - Construction Machinery	Mobile cranes - travel to site	Articulated	0/01/1900	0/01/1900	7	0	0.00	0.00	Brisbane - GPF_RCK_04a
	Concrete truck Backhoe - travel to site	Rigid Articulated	0/01/1900 0/01/1900	0/01/1900 0/01/1900	28 7	0 0	0.00 0.00	0.00 0.00	Roma - GPF_RCK_04a Brisbane - GPF_RCK_04a
Staff	20 WTF construction staff	Rigid	0/01/1900	0/01/1900	0	0.00	0.00	0.00	Romaair - GPF_RCK_04a
	20 establishment staff								
	1 person per car	Light	0/01/1900	0/01/1900	0	0.00	0.00	0.00	Romaair - GPF_RCK_04a
	0 2wk shift								
	40 establishment staff	Rigid	0/01/1900	0/01/1900	0	0.00	0.00	0.00	Romaair - GPF_RCK_04a
	20 ppl per bus								
Potable Water Construction Operation Operation	Water truck	Rigid	0/01/1900	0/01/1900	0	0.00	0.00	0.00	Roma - GPF_RCK_04a
	Water truck								
	Water truck								
Consumables Camp Construction Camp Operation	Food truck	Rigid	0/01/1900	0/01/1900	0	0	0.00	0.00	Brisbane - GPF_RCK_04a
	Food truck								
Other	Nil other								

WTF CONSTRUCTION Online 1	Description	Vehicle Type	Beginning Date	Ending Date	Duration (Days)	Total Loads	Average Trips per day	Delivery Frequency (1 truck empty to daily)	Route Description
Building - Materials	Construction materials Ex Gladstone	Road Train	0/01/1900	0/01/1900	0	0	0.00	0.00	Gladstone - GPF_RCK_04a
	0 Construction materials Ex Brisbane	Road Train	0/01/1900	0/01/1900	0	0	0.00	0.00	Brisbane - GPF_RCK_04a
	NO Units transport	Overseas	0/01/1900	0/01/1900	0	0	0.00	0.00	Brisbane - GPF_RCK_04a
	Gravel truck	Road Train	0/01/1900	0/01/1900	0	0	0.00	0.00	Roma - GPF_RCK_04a
Building - Construction Machinery	WTF construction machinery	Articulated	0/01/1900	0/01/1900	7	0	0.00	0.00	Brisbane - GPF_RCK_04a
	Concrete truck	Rigid	0/01/1900	0/01/1900	0	0	0.00	0.00	Roma - GPF_RCK_04a
Access to WTF/Camp	Gravel truck	Road Train	0/01/1900	0/01/1900	30	0	0.00	0.00	Roma - GPF_RCK_04a
Access - Construction Machinery	All access machinery already on site. No additional movement on public roads.								
Staff	Staff travel daily to site from camp within internal constructed roads. No additional travel on public roads								
Potable Water	Potable water taken to site from camp. No additional movement on public roads								
Non potable water	Water truck	Rigid	0/01/1900	0/01/1900	0	0.00	0.00	0.00	Roma - GPF_RCK_04a
Fuel	Fuel truck	Rigid	0/01/1900	0/01/1900	0	0.00	0.00	0.00	Roma - GPF_RCK_04a
	Fuel tanker								
Waste	Solid waste disposal	Articulated	0/01/1900	0/01/1900	0	0.00	0.00	0.00	Roma - GPF_RCK_04a
	Liquid waste disposal								
Consumables	Nil consumables								
Other	Nil other								

WTF CONSTRUCTION Online 2	Description	Vehicle Type	Beginning Date	Ending Date	Duration (Days)	Total Loads	Average Trips per day	Delivery Frequency (1 truck empty to daily)	Route Description
------------------------------	-------------	--------------	----------------	-------------	--------------------	-------------	--------------------------	---	-------------------

Building - Materials	Construction materials Ex Gladstone	Road Train	0/01/1900	0/01/1900	0	0	0.00	0.00	Gladstone - GPF_RCK_04a
	Construction materials Ex Brisbane	Road Train	0/01/1900	0/01/1900	0	0	0.00	0.00	Brisbane - GPF_RCK_04a
	RO Units transport	Oversize	0/01/1900	0/01/1900	0	0	0.00	0.00	Brisbane - GPF_RCK_04a
	Gravel truck	Road Train	0/01/1900	0/01/1900	0	0	0.00	0.00	Roma - GPF_RCK_04a
Building - Construction Machinery	WTF construction machinery Concrete truck	Articulated Rigid	0/01/1900 0/01/1900	0/01/1900 0/01/1900	7 0	0	0.00 0.00	0.00 0.00	Brisbane - GPF_RCK_04a Roma - GPF_RCK_04a
Access to WTF/Camp	Gravel truck	Road Train	0/01/1900	0/01/1900	30	0	0.00	0.00	Roma - GPF_RCK_04a
Access - Construction Machinery	All access machinery already on site. No additional movement on public roads								
Staff	Staff travel daily to site from camp within internal constructed roads. No additional travel on public roads								
Potable Water	Potable water taken to site from camp. No additional movement on public roads								
Non-potable water	Water truck	Rigid	0/01/1900	0/01/1900	0	0.00	0.00	0.00	Roma - GPF_RCK_04a
Fuel	Fuel truck Fuel tanker	Rigid Road Train	0/01/1900 0/01/1900	0/01/1900 0/01/1900	0 0	0.00 0.00	0.00 0.00	0.00 0.00	Roma - GPF_RCK_04a Brisbane - Roma
Waste	Solid waste disposal Liquid waste disposal	Articulated Articulated	0/01/1900 0/01/1900	0/01/1900 0/01/1900	0 0	0.00 0.00	0.00 0.00	0.00 0.00	Roma - GPF_RCK_04a Roma - GPF_RCK_04a
Consumables	Nil consumables								
Other	Nil other								

WTF CONSTRUCTION Online 2	Description	Vehicle Type	Beginning Date	Ending Date	Duration (Days)	Total Loads	Average Trips per day	Delivery Frequency (1 truck loading or empty)	Route Description
Building - Materials	Construction materials Ex Gladstone	Road Train	0/01/1900	0/01/1900	0	0	0.00	0.00	Gladstone - GPF_RCK_04a
	Construction materials Ex Brisbane	Road Train	0/01/1900	0/01/1900	0	0	0.00	0.00	Brisbane - GPF_RCK_04a
	RO Units transport	Oversize	0/01/1900	0/01/1900	0	0	0.00	0.00	Brisbane - GPF_RCK_04a
	Gravel truck	Road Train	0/01/1900	0/01/1900	0	0	0.00	0.00	Roma - GPF_RCK_04a
Building - Construction Machinery	WTF construction machinery Concrete truck	Articulated Rigid	0/01/1900 0/01/1900	0/01/1900 0/01/1900	7 0	0 0	0.00 0.00	0.00 0.00	Brisbane - GPF_RCK_04a Roma - GPF_RCK_04a
Access to WTF/Camp	Gravel truck	Road Train	0/01/1900	0/01/1900	30	0	0.00	0.00	Roma - GPF_RCK_04a
Access - Construction Machinery	All access machinery already on site. No additional movement on public roads								
Staff	Staff travel daily to site from camp within internal constructed roads. No additional travel on public roads								
Potable Water	Potable water taken to site from camp. No additional movement on public roads								
Non-potable water	Water truck	Rigid	0/01/1900	0/01/1900	0	0.00	0.00	0.00	Roma - GPF_RCK_04a
Fuel	Fuel truck Fuel tanker	Rigid Road Train	0/01/1900 0/01/1900	0/01/1900 0/01/1900	0 0	0.00 0.00	0.00 0.00	0.00 0.00	Roma - GPF_RCK_04a Brisbane - Roma
Waste	Solid waste disposal Liquid waste disposal	Articulated Articulated	0/01/1900 0/01/1900	0/01/1900 0/01/1900	0 0	0.00 0.00	0.00 0.00	0.00 0.00	Roma - GPF_RCK_04a Roma - GPF_RCK_04a
Consumables	Nil consumables								
Other	Nil other								

WTF CONSTRUCTION Online 4	Description	Vehicle Type	Beginning Date	Ending Date	Duration (Days)	Total Loads	Average Trips per day	Delivery Frequency (1 truck loading or empty)	Route Description
Building - Materials	Construction materials Ex Gladstone	Road Train	0/01/1900	0/01/1900	0	0	0.00	0.00	Gladstone - GPF_RCK_04a
	Construction materials Ex Brisbane	Road Train	0/01/1900	0/01/1900	0	0	0.00	0.00	Brisbane - GPF_RCK_04a
	RO Units transport	Oversize	0/01/1900	0/01/1900	0	0	0.00	0.00	Brisbane - GPF_RCK_04a
	Gravel truck	Road Train	0/01/1900	0/01/1900	0	0	0.00	0.00	Roma - GPF_RCK_04a
Building - Construction Machinery	WTF construction machinery Concrete truck	Articulated Rigid	0/01/1900 0/01/1900	0/01/1900 0/01/1900	7 0	0 0	0.00 0.00	0.00 0.00	Brisbane - GPF_RCK_04a Roma - GPF_RCK_04a
Access to WTF/Camp	Gravel truck	Road Train	0/01/1900	0/01/1900	30	0	0.00	0.00	Roma - GPF_RCK_04a
Access - Construction Machinery	All access machinery already on site. No additional movement on public roads								
Staff	Staff travel daily to site from camp within internal constructed roads. No additional travel on public roads								
Potable Water	Potable water taken to site from camp. No additional movement on public roads								
Non-potable water	Water truck	Rigid	0/01/1900	0/01/1900	0	0.00	0.00	0.00	Roma - GPF_RCK_04a
Fuel	Fuel truck Fuel tanker	Rigid Road Train	0/01/1900 0/01/1900	0/01/1900 0/01/1900	0 0	0.00 0.00	0.00 0.00	0.00 0.00	Roma - GPF_RCK_04a Brisbane - Roma
Waste	Solid waste disposal Liquid waste disposal	Articulated Articulated	0/01/1900 0/01/1900	0/01/1900 0/01/1900	0 0	0.00 0.00	0.00 0.00	0.00 0.00	Roma - GPF_RCK_04a Roma - GPF_RCK_04a
Consumables	Nil consumables								
Other	Nil other								

WTF OPERATION	Description	Vehicle Type	Beginning Date	Ending Date	Duration (Days)	Total Loads	Average Trips per day	Delivery Frequency (1 truck loading or empty)	Route Description
Maintenance Vehicles	Maintenance trucks	Articulated	0/01/1900	18/12/1949	18250	0.00	0.00	0.00	Roma - GPF_RCK_04a
Maintenance Equipment	Nil maintenance equipment								
Staff	0 WTF operation staff 20 ppl per bus 2 week shift	Rigid	0/01/1900	18/12/1949	18250	0.00	0.00	0.00	Roma - GPF_RCK_04a
	10 WTF operation staff 1 ppl per car 2 week shift	Light	0/01/1900	18/12/1949	18250	0.00	0.00	0.00	Roma - GPF_RCK_04a
Potable Water	Water truck	Rigid	0/01/1900	18/12/1949	18250	0.00	0.00	0.00	Roma - GPF_RCK_04a
Non-potable water	Non-potable water to be available locally (drill water). No transport on public roads								
Fuel	Fuel truck	Rigid	0/01/1900	18/12/1949	18250	0.00	0.00	0.00	Roma - GPF_RCK_04a
	Fuel tanker	Road Train	0/01/1900	18/12/1949	18250	0.00	0.00	0.00	Brisbane - Roma
Waste	Solid waste disposal	Articulated	0/01/1900	18/12/1949	18250	0.00	0.00	0.00	Roma - GPF_RCK_04a
Consumables	Food truck	Rigid	0/01/1900	18/12/1949	18250	0	0.00	0.00	Roma - GPF_RCK_04a
Other									

Traffic Summary - Major items	Vehicle	Capacity	No. Loads	Quantity	GPF_RCK_04a				
	Fuel truck	15000	3188	47,828,173 L					
	Fuel tanker	34000	1407	47,828,173 L					
	Concrete truck	7.4	2181	16,215 m³					
	Water truck	20000	25290	505,805,547 L					
	Food truck	5000	3005	15,022,795 kg					
	Gravel truck	40	2541	101,655 m³					

APLNG Traffic Generation
Component
Gas Plant

ID	GPF_RCK_04a
Name	GPF_RCK_04a
Capacity	75
Complete Construction Date	1/12/2015
Type	Upgrade existing
Component Build Time (days)	274
Date component start of construction	2/03/2015
Date component end of construction	1/12/2015
Camp Build Time (days)	90
Date camp start of construction	2/03/2014
Date camp end of construction	2/03/2015
Construction staff	200
Concrete Required (GPF)	3000 m ³
Access Road Length	0 m

CAMP	Description	Vehicle Type	Beginning Date	Ending Date	Duration (Days)	Total Loads	Average Trips per day	Delivery Frequency	Route Description
Building - Materials	200 mobile homes - arrive	Articulated	2/12/2014	2/03/2015	90	200	4.44	0.43	Brisbane - GPF_RCK_04a
	150 mobile homes - depart	Articulated	1/12/2015	30/01/2016	60	150	5.00	0.40	Roma - GPF_RCK_04a
	Mess, Office and ancillary facilities arrive	Articulated	2/12/2014	2/03/2015	90	40	0.89	2.25	Brisbane - GPF_RCK_04a
	Landscaping	Articulated	2/12/2014	2/03/2015	90	20	0.44	4.50	Brisbane - GPF_RCK_04a
	General materials	Articulated	2/12/2014	2/03/2015	90	6.67	0.15	13.50	Brisbane - GPF_RCK_04a
Building - Construction Machinery	Mobile cranes - travel to site	Articulated	25/11/2014	2/12/2014	7	1	0.29	7.00	Brisbane - GPF_RCK_04a
	Concrete truck	Rigid	2/12/2014	2/03/2015	90	68	1.50	1.33	Roma - GPF_RCK_04a
Access - Materials	Gravel truck	Road Train	26/09/2014	25/11/2014	60	0	0.00	0.00	Roma - GPF_RCK_04a
	Access with (m) - 6	Rigid	25/11/2014	2/12/2014	7	0	0.00	0.00	Brisbane - GPF_RCK_04a
	Access length (m) - 0	Articulated	25/11/2014	2/12/2014	7	0	0.00	0.00	Roma - GPF_RCK_04a
Access - Construction Machinery	Crane Machinery - travel to site	Articulated	19/09/2014	26/09/2014	7	12	3.43	0.58	Brisbane - GPF_RCK_04a
	Water Truck	Rigid	19/09/2014	2/12/2014	74	148.00	4.00	0.50	Roma - GPF_RCK_04a
Staff	90 gas plant construction staff								
	20 ppl per bus								
	2 week shift								
	90 gas plant construction staff								
	20 ppl per bus								
	2 week shift								
	20 gas plant construction staff								
	1 person per car								
	2 week shift								
	40 establishment staff								
Potable Water	Water truck	Rigid	19/09/2014	2/03/2015	164	82.00	1.00	2.00	Roma - GPF_RCK_04a
	Construction	Rigid	2/03/2015	1/12/2015	274	274.00	2.00	1.00	Roma - GPF_RCK_04a
Non-potable water	Water truck	Rigid	2/03/2015	1/12/2015	274	274.00	2.00	1.00	Roma - GPF_RCK_04a
	Operation	Rigid	2/03/2015	1/12/2015	274	274.00	2.00	1.00	Roma - GPF_RCK_04a
Fuel	Fuel truck	Rigid	19/09/2014	2/03/2015	164	45.92	0.56	3.57	Roma - GPF_RCK_04a
	Camp Construction	Rigid	2/03/2015	1/12/2015	274	18.27	0.13	15.00	Roma - GPF_RCK_04a
Waste	Fuel tanker	Road Train	19/09/2014	1/12/2015	438	28.32	0.13	15.47	Brisbane - Roma
	Solid waste truck per week during all construction	Articulated	2/12/2014	1/12/2015	364	52.00	0.29	7.00	Roma - GPF_RCK_04a
Consumables	Liquid waste truck per week during all construction	Articulated	2/12/2014	1/12/2015	364	52.00	0.29	7.00	Roma - GPF_RCK_04a
	Camp Operation	Articulated	2/12/2014	1/12/2015	364	52.00	0.29	7.00	Roma - GPF_RCK_04a
Camp Operation	Food truck	Rigid	19/09/2014	2/03/2015	164	4.92	0.06	33.33	Gladstone - GPF_RCK_04a
	Food truck	Rigid	19/09/2014	2/03/2015	164	4.92	0.06	33.33	Brisbane - GPF_RCK_04a
Other	Food truck	Rigid	2/03/2015	1/12/2015	274	32.88	0.34	8.33	Gladstone - GPF_RCK_04a
	Food truck	Rigid	2/03/2015	1/12/2015	274	32.88	0.34	8.33	Brisbane - GPF_RCK_04a

GPF CONSTRUCTION	Description	Vehicle Type	Beginning Date	Ending Date	Duration (Days)	Total Loads	Average Trips per day	Delivery Frequency	Route Description
Building - Materials	Construction materials Ex Gladstone	Road Train	2/03/2015	1/12/2015	274	30	0.22	9.13	Gladstone - GPF_RCK_04a
	Construction materials Ex Brisbane	Road Train	2/03/2015	1/12/2015	274	30	0.22	9.13	Brisbane - GPF_RCK_04a
	9 x compressors (ex Brisbane)	Overseize	2/03/2015	1/12/2015	274	18	0.13	15.22	Brisbane - GPF_RCK_04a
	4 x Dehydration & Power package (ex Brisbane)	Overseize	2/03/2015	1/12/2015	274	8	0.06	34.25	Brisbane - GPF_RCK_04a
	Gravel truck	Road Train	2/03/2015	1/12/2015	274	2000	14.60	0.14	Roma - GPF_RCK_04a
	Pipes	Road Train	2/03/2015	1/12/2015	274	14	0.10	18.18	Brisbane - GPF_RCK_04a
Building - Construction Machinery	GPF construction machinery	Articulated	23/02/2015	2/03/2015	7	6	1.71	1.17	Brisbane - GPF_RCK_04a
	Concrete truck	Rigid	2/03/2015	1/12/2015	274	405	2.96	0.68	Roma - GPF_RCK_04a
Access to GPF/Camp	Gravel truck	Road Train	25/12/2014	23/02/2015	60	225	7.50	0.27	Roma - GPF_RCK_04a
Access - Construction Machinery	All access machinery already on site. No additional movement on public roads								
Staff	Staff travel daily to site from camp within internal constructed roads. No additional travel on public roads								
Potable Water	Potable water taken to site from camp. No additional movement on public roads								
Non-potable water	Water truck	Rigid	2/03/2015	1/12/2015	274	38.14	0.29	7.00	Roma - GPF_RCK_04a
Fuel	Fuel truck	Rigid	2/03/2015	1/12/2015	274	40.19	0.29	6.82	Roma - GPF_RCK_04a
	Fuel tanker	Road Train	2/03/2015	1/12/2015	274	17.73	0.13	15.45	Brisbane - Roma
Waste	Solid waste disposal	Articulated	2/03/2015	1/12/2015	274	38.14	0.29	7.00	Roma - GPF_RCK_04a
	Liquid waste disposal	Articulated	2/03/2015	1/12/2015	274	38.14	0.29	7.00	Roma - GPF_RCK_04a
Consumables	Nil consumables								
Other	Nil other								

GPF OPERATION	Description	Vehicle Type	Beginning Date	Ending Date	Duration (Days)	Total Loads	Average Trips per day	Delivery Frequency	Route Description
Maintenance Vehicles	Maintenance trucks	Articulated	1/12/2015	18/11/2065	18250	0.00	0.00	0.00	Roma - GPF_RCK_04a
Maintenance Equipment	Nil maintenance equipment								
Staff	30 gas plant operation staff								
	20 ppl per bus								
	2 week shift								
Potable Water	10 gas plant operation staff								
	1 ppl per car								
	2 week shift								
Non-potable water	Water truck	Rigid	1/12/2015	18/11/2065	18250	7300.00	0.80	2.50	Roma - GPF_RCK_04a
	Non-potable water to be available locally (drill water). No transport on public roads								
Fuel	Fuel truck	Rigid	1/12/2015	18/11/2065	18250	173.81	0.02	105.00	Roma - GPF_RCK_04a
	Fuel tanker	Road Train	1/12/2015	18/11/2065	18250	76.68	0.01	238.00	Brisbane - Roma
Waste	Solid waste disposal	Articulated	1/12/2015	18/11/2065	18250	2807.14	0.29	7.00	Roma - GPF_RCK_04a
Consumables	Food truck	Rigid	1/12/2015	18/11/2065	18250	438	0.05	41.67	Brisbane - GPF_RCK_04a
	Food truck	Rigid	1/12/2015	18/11/2065	18250	438	0.05	41.67	Gladstone - GPF_RCK_04a
Other									

Component
Drilling

ID	GPF_RCK_04a
Begin Drilling Date	1/01/2008
End Drilling Date	1/01/2009
Drilling Staff	200

CAMP	Description	Vehicle Type	Beginning Date	Ending Date	Duration (Days)	Total Loads	Average Trips per day	Delivery Frequency	Route Description
Building - Materials	200 mobile homes - arrive	Articulated	4/12/2007	1/01/2008	28	200	14.29	0.14	Brisbane - GPF_RCK_04a
	200 mobile homes - depart	Articulated	1/01/2009	29/01/2009	28	200	14.29	0.14	Roma - GPF_RCK_04a
	General materials	Articulated	4/12/2007	1/01/2008	28	6.67	0.48	4.20	Brisbane - GPF_RCK_04a
Building - Construction Machinery	Mobile cranes - travel to site	Articulated	27/11/2007	4/12/2007	7	1	0.29	7.00	Brisbane - GPF_RCK_04a
	Concrete truck	Rigid	4/12/2007	1/01/2008	28	68	4.83	0.41	Roma - GPF_RCK_04a
Staff	Backhoe - travel to site	Articulated	27/11/2007	4/12/2007	7	1	0.29	7.00	Brisbane - GPF_RCK_04a
	180 Drilling Rig Staff								
	20 ppl per bus								
Potable Water	4 week shift continuous								
	20 Drilling Rig staff								
	1 person per car								
Non-potable water	4 week shift continuous								
	40 establishment staff								
	20 ppl per bus								
Fuel	2wk shift								
	10 establishment staff								
	1 person per car								
Waste	2wk shift								
	10 establishment staff								
	1 person per car								
Consumables	Food truck	Rigid	4/12/2007	1/01/2008	28	20.00	1.43	1.40	Roma - GPF_RCK_04a
	Food truck	Rigid	4/12/2007	1/01/2008	28	20.00	1.43	1.40	Roma - GPF_RCK_04a
	Food truck	Rigid	4/12/2007	1/01/2008	28	20.00	1.43	1.40	Roma - GPF_RCK_04a
Camp Operation	Food truck	Rigid	4/12/2007	1/01/2008	28	0.84	0.06	33.33	Brisbane - GPF_RCK_04a
	Food truck	Rigid	4/12/2007	1/01/2008	28	0.84	0.06	33.33	Gladstone - GPF_RCK_04a
	Food truck	Rigid	4/12/2007	1/01/2008	28	0.84	0.06	33.33	Brisbane - GPF_RCK_04a
Other	Food truck	Rigid	4/12/2007	1/01/2008	28	43.92	0.24	8.33	Gladstone - GPF_RCK_04a
	Food truck	Rigid	4/12/2007	1/01/2008	28	43.92	0.24	8.33	Brisbane - GPF_RCK_04a
	Food truck	Rigid	4/12/2007	1/01/2008	28	43.92	0.24	8.33	Gladstone - GPF_RCK_04a

Well Construction	Description	Vehicle Type	Beginning Date	Ending Date	Duration (Days)	Total Required per well	Average Trips per day per well		Route Description
Building - Materials	Construction materials to Gladstone	Articulated	1/01/2008	1/01/2009	365.25	2.00	0.01		Gladstone - GPF_RCK_04a
	Construction materials to Brisbane	Articulated	1/01/2008	1/01/2009	365.25	4.00	0.02		Brisbane - GPF_RCK_04a
	Gravel truck	Road Train	1/01/2008	1/01/2009	365.25	0.42	0.00		Brisbane - GPF_RCK_04a
Pad - Materials	Concrete truck	Road Train	1/01/2008	1/01/2009	365.25	3.04	0.02		Roma - GPF_RCK_04a
Building - Construction Machinery	Drill/workover rigs - Travel to site	Articulated	1/01/2008	1/01/2009	365.25	2	0.01		Brisbane - GPF_RCK_04a
Staff	Staff travel daily to site from camp within internal constructed roads. No additional travel on public roads								
Potable Water	Potable water taken to site from camp. No additional movement on public roads								
Non potable water and waste water	Non potable water sourced from drill well. No additional movement on public roads								
Fuel	Fuel truck	Rigid	1/01/2008	1/01/2009	365.25	2.80	0.02		Roma - GPF_RCK_04a
	Fuel tanker	Road Train	1/01/2008	1/01/2009	365.25	1.24	0.01		Brisbane - Roma
Waste	Solid waste disposal	Articulated	1/01/2008	1/01/2009	365.25	1.00	0.01		Roma - GPF_RCK_04a
Consumables	Nil consumables								
Other	Nil other								

Well Operation	Description	Vehicle Type	Beginning Date	Ending Date	Duration (Days)	Total Loads	Average Trips per day		Route Description
Maintenance Vehicles	Maintenance truck	Articulated	1/01/2008	19/12/2007	365.25	12.00	0.07		Roma - GPF_RCK_04a
Maintenance Equipment	Nil maintenance equipment								

Component

ID	GPF_RCK_04a		
Begin HP Network Construction	1/12/2015	(Same timing as GPF)	
End HP Network Construction	25/01/2016		
Length of HP Pipe	22.05	km	
Construction Rate	0.4	km/day	
Construction Time	55.1	days	
Truck capacity	162	m/truck	
Staff	80	people	

HP Network

CAMP	Description	Vehicle Type	Beginning Date	Ending Date	Duration (Days)	Total Loads	Average Trips per day	Delivery Frequency (1 truck daily or days)	Route Description
Building - Materials	80 mobile homes - arrive	Articulated	3/11/2015	1/12/2015	28	80	5.71	0.35	Brisbane - GPF_RCK_04a
	80 mobile homes - depart	Articulated	25/01/2016	22/02/2016	28	80	5.71	0.35	Roma - GPF_RCK_04a
	General materials	Articulated	3/11/2015	1/12/2015	28	2.67	0.19	10.50	Brisbane - GPF_RCK_04a
Building - Construction Machinery	Concrete truck	Rigid	3/11/2015	1/12/2015	28	27	1.93	1.04	Roma - GPF_RCK_04a
Staff	60 HP Network Staff								
	20 ppl per bus	Rigid	1/12/2015	25/01/2016	55.114575	9.06	0.33	6.08	Romaair - GPF_RCK_04a
	4 week shift continuous								
	20 HP Network staff	Light	1/12/2015	25/01/2016	55.114575	60.40	2.19	0.91	Romaair - GPF_RCK_04a
	1 person per car								
Potable Water	4 week shift continuous								
	40 establishment staff	Rigid	3/11/2015	1/12/2015	28	4.00	0.29	7.00	Romaair - GPF_RCK_04a
	20ppl per bus								
	2wk shift	Light	3/11/2015	1/12/2015	28	20.00	1.43	1.40	Romaair - GPF_RCK_04a
	10 establishment staff								
Camp Operation	1 person per car								
	2wk shift								
Consumables	Food truck	Rigid	3/11/2015	1/12/2015	28	0.84	0.06	33.33	Brisbane - GPF_RCK_04a
	Camp Construction	Rigid	3/11/2015	1/12/2015	28	0.84	0.06	33.33	Gladstone - GPF_RCK_04a
	Camp Operation	Rigid	3/11/2015	1/12/2015	28	0.84	0.06	33.33	Brisbane - GPF_RCK_04a
Other	Food truck	Rigid	1/12/2015	25/01/2016	55.11	2.65	0.10	20.83	Gladstone - GPF_RCK_04a
	Nil other								

HP Network Construction	Description	Vehicle Type	Beginning Date	Ending Date	Duration (Days)	Total Loads	Average Trips per day per site		Route Description
Building - Materials	HP Pipe delivery	Articulated	1/11/2015	26/12/2015	55.114575	54.43	1.98	1.01	Gladstone - GPF_RCK_04a
	HP Pipe delivery	Articulated	1/11/2015	26/12/2015	55.114575	81.65	2.96	0.68	Brisbane - GPF_RCK_04a
	Fittings and miscellaneous	Articulated	1/12/2015	25/01/2016	55.114575	44.09	1.60	1.25	Gladstone - GPF_RCK_04a
Building - Construction Machinery	Construction machinery - Travel to site	Articulated	1/12/2015	25/01/2016	55.114575	20	0.73	2.76	Brisbane - GPF_RCK_04a
Staff	Staff travel daily to site from camp within internal constructed roads. No additional travel on public roads								
Potable Water	Potable water taken to site from camp. No additional movement on public roads								
Non potable water and waste water	Non potable water sourced from drill well. No additional movement on public roads								
Fuel	Fuel truck	Rigid	1/12/2015	25/01/2016	55.114575	18.37	0.67		Roma - GPF_RCK_04a
	Fuel tanker	Road Train	1/12/2015	25/01/2016	55.114575	8.11	0.29	6.80	Brisbane - Roma
Waste	Solid waste disposal	Articulated	1/12/2015	25/01/2016	55.114575	7.87	0.29		Roma - GPF_RCK_04a
Consumables	Nil consumables								
Other	Nil other								

Component

ID	GPF_RCK_04a		
Begin gathering construction	1/01/2008	(Same timing as drilling)	
End gathering construction	1/01/2009	(Same timing as drilling)	
Staff	120	people	

Gas and Water Gathering

CAMP	Description	Vehicle Type	Beginning Date	Ending Date	Duration (Days)	Total Loads	Average Trips per day	Delivery Frequency (1 truck daily or days)	Route Description
Building - Materials	120 mobile homes - arrive	Articulated	4/12/2007	1/01/2008	28	120	8.57	0.23	Brisbane - GPF_RCK_04a
	120 mobile homes - depart	Articulated	1/01/2009	29/01/2009	28	120	8.57	0.23	Roma - GPF_RCK_04a
	General materials	Articulated	4/12/2007	1/01/2008	28	4.00	0.29	7.00	Brisbane - GPF_RCK_04a
Building - Construction Machinery	Concrete truck	Rigid	4/12/2007	1/01/2008	28	41	2.90	0.69	Roma - GPF_RCK_04a
Staff	180 Gathering Staff								
	20 ppl per bus	Rigid	1/01/2008	1/01/2009	366	100.27	0.55	3.65	Romaair - GPF_RCK_04a
	4 week shift continuous								
	20 HP Gathering Staff	Light	1/01/2008	1/01/2009	366	401.10	2.19	0.91	Romaair - GPF_RCK_04a
	1 person per car								
Potable Water	4 week shift continuous								
	40 establishment staff	Rigid	4/12/2007	1/01/2008	28	4.00	0.29	7.00	Romaair - GPF_RCK_04a
	20ppl per bus								
	2wk shift	Light	4/12/2007	1/01/2008	28	20.00	1.43	1.40	Romaair - GPF_RCK_04a
	10 establishment staff								
Camp Operation	1 person per car								
	2wk shift								
Consumables	Food truck	Rigid	4/12/2007	1/01/2008	28	1.68	0.12	16.67	Brisbane - GPF_RCK_04a
	Camp Construction	Rigid	4/12/2007	1/01/2008	28	1.68	0.12	16.67	Brisbane - GPF_RCK_04a
	Camp Operation	Rigid	4/12/2007	1/01/2008	28	1.68	0.12	16.67	Gladstone - GPF_RCK_04a
Other	Food truck	Rigid	1/01/2008	1/01/2009	366.00	26.35	0.14	13.89	Brisbane - GPF_RCK_04a
	Nil other								

Gathering Construction	Description	Vehicle Type	Beginning Date	Ending Date	Duration (Days)	Total Loads Required per well network	Average Trips per day per well network		Route Description
Building - Materials	Pipe Materials	Articulated	1/01/2008	1/01/2009	365	1.13	0.01		Townsville - GPF_RCK_04a
	Pipe Materials	Articulated	1/01/2008	1/01/2009	365	1.13	0.01		Brisbane - GPF_RCK_04a
	Equipment Travel	Articulated	25/12/2007	1/01/2008	7	20	5.71		Brisbane - GPF_RCK_04a
Staff	Staff travel daily to site from camp within internal constructed roads. No additional travel on public roads								
Potable Water	Potable water taken to site from camp. No additional movement on public roads								
Non potable water and waste water	Non potable water sourced from drill well. No additional movement on public roads								
Fuel	Fuel truck	Rigid	1/01/2008	1/01/2009	365	2.80	0.02		Roma - GPF_RCK_04a
	Fuel tanker	Road Train	1/01/2008	1/01/2009	365	1.24	0.01		Brisbane - Roma
Waste	Solid waste removal	Articulated	1/01/2008	1/01/2009	365	1.00	0.01		Roma - GPF_RCK_04a
Consumables	Nil consumables								
Other	Nil other								

Component

GPF ID	GPF_RCK_04a		
WTF ID	Nil		
Online 1 - Begin Construction	0/01/1900		
Online 1 - Completion Date	0/01/1900		
Online 1 - Capacity	0		
Online 1 - Staff	0		
Online 1 - Build Time	0		
Online 2 - Begin Construction	0/01/1900		
Online 2 - Completion Date	0/01/1900		
Online 2 - Capacity	0		
Online 2 - Staff	0		

Water Treatment Facilities

	0 Construction materials Ex Brisbane RO Units transport Gravel truck	Road Train Overse Road Train	0/01/1900 0/01/1900 0/01/1900	0/01/1900 0/01/1900 0/01/1900	0 0 0	0 0 0	0.00 0.00 0.00	0.00 0.00 0.00	Brisbane - GPF_RCK_04a Brisbane - GPF_RCK_04a Roma - GPF_RCK_04a
Building - Construction Machinery	WTF construction machinery Concrete truck	Articulated Rigid	0/01/1900 0/01/1900	0/01/1900 0/01/1900	7 0	0 0	0.00 0.00	0.00 0.00	Brisbane - GPF_RCK_04a Roma - GPF_RCK_04a
Access to WTF/Camp	Gravel truck	Road Train	0/01/1900	0/01/1900	30	0	0.00	0.00	Roma - GPF_RCK_04a
Access - Construction Machinery	All access machinery already on site. No additional movement on public roads								
Staff	Staff travel daily to site from camp within internal constructed roads. No additional travel on public roads								
Potable Water	Potable water taken to site from camp. No additional movement on public roads								
Non-potable water	Water truck	Rigid	0/01/1900	0/01/1900	0	0.00	0.00	0.00	Roma - GPF_RCK_04a
Fuel	Fuel truck Fuel tanker	Rigid Road Train	0/01/1900 0/01/1900	0/01/1900 0/01/1900	0 0	0.00 0.00	0.00 0.00	0.00 0.00	Roma - GPF_RCK_04a Brisbane - Roma
Waste	Solid waste disposal Liquid waste disposal	Articulated Articulated	0/01/1900 0/01/1900	0/01/1900 0/01/1900	0 0	0.00 0.00	0.00 0.00	0.00 0.00	Roma - GPF_RCK_04a Roma - GPF_RCK_04a
Consumables	Nil consumables								
Other	Nil other								

WTF CONSTRUCTION Outline 3	Description	Vehicle Type	Beginning Date	Ending Date	Duration (Days)	Total Loads	Average Trips per day	Delivery Frequency (1 truck every 14 days)	Route Description
Building - Materials	Construction materials Ex Gladstone 0 Construction materials Ex Brisbane RO Units transport Gravel truck	Road Train Road Train Overse Road Train	0/01/1900 0/01/1900 0/01/1900 0/01/1900	0/01/1900 0/01/1900 0/01/1900 0/01/1900	0 0 0 0	0 0 0 0	0.00 0.00 0.00 0.00	0.00 0.00 0.00 0.00	Gladstone - GPF_RCK_04a Brisbane - GPF_RCK_04a Brisbane - GPF_RCK_04a Roma - GPF_RCK_04a
Building - Construction Machinery	WTF construction machinery Concrete truck	Articulated Rigid	0/01/1900 0/01/1900	0/01/1900 0/01/1900	7 0	0 0	0.00 0.00	0.00 0.00	Brisbane - GPF_RCK_04a Roma - GPF_RCK_04a
Access to WTF/Camp	Gravel truck	Road Train	0/01/1900	0/01/1900	30	0	0.00	0.00	Roma - GPF_RCK_04a
Access - Construction Machinery	All access machinery already on site. No additional movement on public roads								
Staff	Staff travel daily to site from camp within internal constructed roads. No additional travel on public roads								
Potable Water	Potable water taken to site from camp. No additional movement on public roads								
Non-potable water	Water truck	Rigid	0/01/1900	0/01/1900	0	0.00	0.00	0.00	Roma - GPF_RCK_04a
Fuel	Fuel truck Fuel tanker	Rigid Road Train	0/01/1900 0/01/1900	0/01/1900 0/01/1900	0 0	0.00 0.00	0.00 0.00	0.00 0.00	Roma - GPF_RCK_04a Brisbane - Roma
Waste	Solid waste disposal Liquid waste disposal	Articulated Articulated	0/01/1900 0/01/1900	0/01/1900 0/01/1900	0 0	0.00 0.00	0.00 0.00	0.00 0.00	Roma - GPF_RCK_04a Roma - GPF_RCK_04a
Consumables	Nil consumables								
Other	Nil other								

WTF CONSTRUCTION Outline 4	Description	Vehicle Type	Beginning Date	Ending Date	Duration (Days)	Total Loads	Average Trips per day	Delivery Frequency (1 truck every 14 days)	Route Description
Building - Materials	Construction materials Ex Gladstone 0 Construction materials Ex Brisbane RO Units transport Gravel truck	Road Train Road Train Overse Road Train	0/01/1900 0/01/1900 0/01/1900 0/01/1900	0/01/1900 0/01/1900 0/01/1900 0/01/1900	0 0 0 0	0 0 0 0	0.00 0.00 0.00 0.00	0.00 0.00 0.00 0.00	Gladstone - GPF_RCK_04a Brisbane - GPF_RCK_04a Brisbane - GPF_RCK_04a Roma - GPF_RCK_04a
Building - Construction Machinery	WTF construction machinery Concrete truck	Articulated Rigid	0/01/1900 0/01/1900	0/01/1900 0/01/1900	7 0	0 0	0.00 0.00	0.00 0.00	Brisbane - GPF_RCK_04a Roma - GPF_RCK_04a
Access to WTF/Camp	Gravel truck	Road Train	0/01/1900	0/01/1900	30	0	0.00	0.00	Roma - GPF_RCK_04a
Access - Construction Machinery	All access machinery already on site. No additional movement on public roads								
Staff	Staff travel daily to site from camp within internal constructed roads. No additional travel on public roads								
Potable Water	Potable water taken to site from camp. No additional movement on public roads								
Non-potable water	Water truck	Rigid	0/01/1900	0/01/1900	0	0.00	0.00	0.00	Roma - GPF_RCK_04a
Fuel	Fuel truck Fuel tanker	Rigid Road Train	0/01/1900 0/01/1900	0/01/1900 0/01/1900	0 0	0.00 0.00	0.00 0.00	0.00 0.00	Roma - GPF_RCK_04a Brisbane - Roma
Waste	Solid waste disposal Liquid waste disposal	Articulated Articulated	0/01/1900 0/01/1900	0/01/1900 0/01/1900	0 0	0.00 0.00	0.00 0.00	0.00 0.00	Roma - GPF_RCK_04a Roma - GPF_RCK_04a
Consumables	Nil consumables								
Other	Nil other								

WTF OPERATION	Description	Vehicle Type	Beginning Date	Ending Date	Duration (Days)	Total Loads	Average Trips per day	Delivery Frequency (1 truck every 14 days)	Route Description
Maintenance Vehicles	Maintenance trucks	Articulated	0/01/1900	18/12/1949	18250	0.00	0.00	0.00	Roma - GPF_RCK_04a
Maintenance Equipment	Nil maintenance equipment								
Staff	0 WTF operation staff 20 ppl per bus 2 week shift 10 WTF operation staff 1 ppl per car 2 week shift	Rigid Light	0/01/1900 0/01/1900	18/12/1949 18/12/1949	18250 18250	0.00 0.00	0.00 0.00	0.00 0.00	Romaair - GPF_RCK_04a Romaair - GPF_RCK_04a
Potable Water	Water truck	Rigid	0/01/1900	18/12/1949	18250	0.00	0.00	0.00	Roma - GPF_RCK_04a
Non-potable water	Non-potable water to be available locally (drill water). No transport on public roads								
Fuel	Fuel truck Fuel tanker	Rigid Road Train	0/01/1900 0/01/1900	18/12/1949 18/12/1949	18250 18250	0.00 0.00	0.00 0.00	0.00 0.00	Roma - GPF_RCK_04a Brisbane - Roma
Waste	Solid waste disposal	Articulated	0/01/1900	18/12/1949	18250	0.00	0.00	0.00	Roma - GPF_RCK_04a
Consumables	Food truck	Rigid	0/01/1900	18/12/1949	18250	0	0.00	0.00	Roma - GPF_RCK_04a
Other									

									GPF_RCK_04a
Traffic Summary - Major items	Vehicle	Capacity	No. Loads	Quantity					
	Fuel truck	15000	245						
	Fuel tanker	34000	108	3,671,851 L					
	Concrete truck	7.4	500	3,700 m³					
	Water truck	20000	4040	120,885,547 L					
	Food truck	5000	698	3,488,395 kg					
	Gravel truck	40	2225	89,000 m³					
	Total movements all vehicles on public roads	14,085							
	Total trips all vehicles on public roads	28,170							
	Total Distance Travelled	5,202,767	VKT						
	Average L/km	0.706	L/km						
	Average Trip Distance	184.7	km						

APLNG Traffic Generation

Component

Gas Plant

ID	GPF_WOL_01
Name	GPF_WOL_01
Capacity	75
Complete Construction Date	1/10/2016
Type	New
Component Build Time (days)	365
Date component start of construction	2/10/2015
Date component end of construction	1/10/2016
Camp Build Time (days)	90
Date camp start of construction	2/10/2015
Date camp end of construction	2/10/2015
Construction staff	200
Concrete Required (GPF)	
Access Road Length	3000 9755 m

CAMP	Description	Vehicle Type	Beginning Date	Ending Date	Duration (Days)	Total Loads	Average Trips per day	Delivery Frequency	Route Description
Building - Materials	200 mobile homes - arrive	Articulated	4/07/2015	2/10/2015	90	200	4.44	0.43	Brisbane - GPF_WOL_01
	150 mobile homes - depart	Articulated	1/10/2016	30/11/2016	60	150	5.00	0.40	Mies - GPF_WOL_01
	Mess, Office and ancillary facilities arrive	Articulated	4/07/2015	2/10/2015	90	40	0.89	2.25	Brisbane - GPF_WOL_01
	Landscaping	Articulated	4/07/2015	2/10/2015	90	20	0.44	4.50	Brisbane - GPF_WOL_01
	General materials	Articulated	4/07/2015	2/10/2015	90	6.67	0.15	13.50	Brisbane - GPF_WOL_01
Building - Construction Machinery	Mobile cranes - travel to site	Articulated	27/06/2015	4/07/2015	7	1	0.29	7.00	Brisbane - GPF_WOL_01
	Concrete truck	Rigid	4/07/2015	2/10/2015	90	68	1.50	1.33	Mies - GPF_WOL_01
Access - Materials	Gravel truck	Road Train	28/04/2015	27/06/2015	60	585,3276	19.51	0.10	Mies - GPF_WOL_01
	Access width (m) - 6	Rigid	27/06/2015	4/07/2015	7	35.119556	10.03	0.20	Brisbane - GPF_WOL_01
	Access length (m) - 9755.48	Articulated	27/06/2015	4/07/2015	7	36.582975	10.45	0.19	Mies - GPF_WOL_01
Access - Construction Machinery	Crane Machinery - travel to site	Articulated	21/04/2015	28/04/2015	7	12	3.43	0.58	Brisbane - GPF_WOL_01
	Water Truck	Rigid	21/04/2015	4/07/2015	74	148.00	4.00	0.50	Mies - GPF_WOL_01
Staff	90 gas plant construction staff								
	20 ppl per bus								
	2 week shift								
	90 gas plant construction staff								
	20 ppl per bus								
	2 week shift								
	20 gas plant construction staff								
	1 person per car								
Potable Water	Water truck	Rigid	21/04/2015	2/10/2015	164	82.00	1.00	2.00	Mies - GPF_WOL_01
	Construction	Rigid	21/04/2015	2/10/2015	164	82.00	1.00	2.00	Mies - GPF_WOL_01
	Operation	Rigid	21/04/2015	2/10/2015	164	82.00	1.00	2.00	Mies - GPF_WOL_01
	Non-potable water	Rigid	21/04/2015	2/10/2015	164	82.00	1.00	2.00	Mies - GPF_WOL_01
	Fuel truck	Rigid	21/04/2015	2/10/2015	164	4.92	0.06	33.33	Gladstone - GPF_WOL_01
	Camp Construction	Rigid	21/04/2015	2/10/2015	164	4.92	0.06	33.33	Gladstone - GPF_WOL_01
	Camp Operation	Rigid	21/04/2015	2/10/2015	164	4.92	0.06	33.33	Gladstone - GPF_WOL_01
	Waste	Rigid	21/04/2015	2/10/2015	164	4.92	0.06	33.33	Gladstone - GPF_WOL_01
Consumables	Food truck	Rigid	21/04/2015	2/10/2015	164	4.92	0.06	33.33	Gladstone - GPF_WOL_01
	Camp Construction	Rigid	21/04/2015	2/10/2015	164	4.92	0.06	33.33	Gladstone - GPF_WOL_01
	Camp Operation	Rigid	21/04/2015	2/10/2015	164	4.92	0.06	33.33	Gladstone - GPF_WOL_01
	Waste	Rigid	21/04/2015	2/10/2015	164	4.92	0.06	33.33	Gladstone - GPF_WOL_01
	Other	Nil other							
	Other	Nil other							
	Other	Nil other							
	Other	Nil other							

GPF CONSTRUCTION	Description	Vehicle Type	Beginning Date	Ending Date	Duration (Days)	Total Loads	Average Trips per day	Delivery Frequency	Route Description
Building - Materials	Construction materials Ex Gladstone	Road Train	2/10/2015	1/10/2016	365	30	0.16	12.17	Gladstone - GPF_WOL_01
	Construction materials Ex Brisbane	Road Train	2/10/2015	1/10/2016	365	30	0.16	12.17	Brisbane - GPF_WOL_01
	11 x compressors (ex Brisbane)	Overseas	2/10/2015	1/10/2016	365	22	0.12	18.59	Brisbane - GPF_WOL_01
	2 x Dehydration & Power package (ex Brisbane)	Overseas	2/10/2015	1/10/2016	365	4	0.02	91.25	Brisbane - GPF_WOL_01
	Gravel truck	Road Train	2/10/2015	1/10/2016	365	2000	10.96	0.18	Mies - GPF_WOL_01
	Pipes	Road Train	2/10/2015	1/10/2016	365	14	0.08	25.55	Brisbane - GPF_WOL_01
	Building - Construction Machinery	Articulated	25/09/2015	2/10/2015	7	6	1.71	1.17	Brisbane - GPF_WOL_01
	Concrete truck	Rigid	2/10/2015	1/10/2016	365	405	2.22	0.90	Mies - GPF_WOL_01
Access to GPF/Camp	Gravel truck	Road Train	27/07/2015	26/09/2015	60	225	7.50	0.27	Mies - GPF_WOL_01
Access - Construction Machinery	All access machinery already on site. No additional movement on public roads								
Staff	Staff travel daily to site from camp within internal constructed roads. No additional travel on public roads								
Potable Water	Potable water taken to site from camp. No additional movement on public roads								
Non-potable water	Water truck	Rigid	2/10/2015	1/10/2016	365	52.14	0.29	7.00	Mies - GPF_WOL_01
Fuel	Fuel truck	Rigid	2/10/2015	1/10/2016	365	53.53	0.29	6.82	Mies - GPF_WOL_01
Fuel tanker	Fuel tanker	Road Train	2/10/2015	1/10/2016	365	22.62	0.13	15.45	Brisbane - Mies
Waste	Solid waste disposal	Articulated	2/10/2015	1/10/2016	365	52.14	0.29	7.00	Mies - GPF_WOL_01
Liquid waste disposal	Liquid waste disposal	Articulated	2/10/2015	1/10/2016	365	52.14	0.29	7.00	Mies - GPF_WOL_01
Consumables	Nil consumables								
Other	Nil other								

GPF OPERATION	Description	Vehicle Type	Beginning Date	Ending Date	Duration (Days)	Total Loads	Average Trips per day	Delivery Frequency	Route Description
Maintenance Vehicles	Maintenance trucks	Articulated	1/10/2016	19/09/2066	18250	5214.29	0.57	3.50	Mies - GPF_WOL_01
Maintenance Equipment	Nil maintenance equipment								
Staff	30 gas plant operation staff								
	20 ppl per bus								
	2 week shift								
	10 gas plant operation staff								
	1 ppl per car								
	2 week shift								
Potable Water	Water truck	Rigid	1/10/2016	19/09/2066	18250	7300.00	0.80	2.50	Mies - GPF_WOL_01
Non-potable water	Non-potable water to be available locally (drill water). No transport on public roads								
Fuel	Fuel truck	Rigid	1/10/2016	19/09/2066	18250	173.81	0.02	105.00	Mies - GPF_WOL_01
Fuel tanker	Fuel tanker	Road Train	1/10/2016	19/09/2066	18250	76.68	0.01	238.00	Brisbane - Mies
Waste	Solid waste disposal	Articulated	1/10/2016	19/09/2066	18250	2807.14	0.29	7.00	Mies - GPF_WOL_01
Consumables	Food truck	Rigid	1/10/2016	19/09/2066	18250	438	0.05	41.67	Brisbane - GPF_WOL_01
	Food truck	Rigid	1/10/2016	19/09/2066	18250	438	0.05	41.67	Gladstone - GPF_WOL_01
Other	Other								

Component

Drilling

ID	GPF_WOL_01
Begin Drilling Date	1/01/2015
End Drilling Date	31/12/2045
Drilling Staff	200

CAMP	Description	Vehicle Type	Beginning Date	Ending Date	Duration (Days)	Total Loads	Average Trips per day	Delivery Frequency	Route Description
Building - Materials	200 mobile homes - arrive	Articulated	4/12/2014	1/01/2015	28	200	14.29	0.14	Brisbane - GPF_WOL_01
	200 mobile homes - depart	Articulated	31/12/2045	29/01/2046	28	200	14.29	0.14	Mies - GPF_WOL_01
	General materials	Articulated	4/12/2014	1/01/2015	28	6.67	0.48	4.20	Brisbane - GPF_WOL_01
Building - Construction Machinery	Mobile cranes - travel to site	Articulated	27/11/2014	4/12/2014	7	1	0.29	7.00	Brisbane - GPF_WOL_01
	Concrete truck	Rigid	4/12/2014	1/01/2015	28	68	4.83	0.41	Mies - GPF_WOL_01
Staff	Backhoe - travel to site	Articulated	27/11/2014	4/12/2014	7	1	0.29	7.00	Brisbane - GPF_WOL_01
	180 Drilling Rig Staff								
	20 ppl per bus								
	4 week shift continuous								
	20 Drilling Rig staff								
	1 person per car								
	4 week shift continuous								
	40 establishment staff								
Potable Water	Water truck	Rigid	4/12/2014	1/01/2015	28	14.00	1.00	2.00	Mies - GPF_WOL_01
	Construction	Rigid	4/12/2014	1/01/2015	28	14.00	1.00	2.00	Mies - GPF_WOL_01
	Operation	Rigid	4/12/2014	1/01/2015	28	14.00	1.00	2.00	Mies - GPF_WOL_01
	Non-potable water	Rigid	4/12/2014	1/01/2015	28	14.00	1.00	2.00	Mies - GPF_WOL_01
Consumables	Food truck	Rigid	4/12/2014	1/01/2015	28	0.84	0.06	33.33	Brisbane - GPF_WOL_01
	Camp Construction	Rigid	4/12/2014	1/01/2015	28	0.84	0.06	33.33	Gladstone - GPF_WOL_01
	Camp Operation	Rigid	4/12/2014	1/01/2015	28	0.84	0.06	33.33	Brisbane - GPF_WOL_01
	Waste	Rigid	4/12/2014	1/01/2015	28	0.84	0.06	33.33	Gladstone - GPF_WOL_01
Other	Nil other								

Well Construction	Description	Vehicle Type	Beginning Date	Ending Date	Duration (Days)	Total Required per well	Average Trips per day per well		Route Description
Building - Materials	Construction materials to Gladstone	Articulated	1/01/2015	31/12/2045	365.25	2.00	0.01		Gladstone - GPF_WOL_01
	Construction materials to Brisbane	Articulated	1/01/2015	31/12/2045	365.25	4.00	0.02		Brisbane - GPF_WOL_01
Pad - Materials	Concrete truck	Road Train	1/01/2015	31/12/2045	365.25	0.42	0.00		Brisbane - GPF_WOL_01
	Concrete truck	Road Train	1/01/2015	31/12/2045	365.25	3.04	0.02		Mies - GPF_WOL_01
Building - Construction Machinery	Drill/workover rigs - Travel to site	Articulated	1/01/2015	31/12/2045	365.25	2	0.01		Brisbane - GPF_WOL_01
Staff	Staff travel daily to site from camp within internal constructed roads. No additional travel on public roads								
Potable Water	Potable water taken to site from camp. No additional movement on public roads								
Non potable water and waste water	Non potable water sourced from drill well. No additional movement on public roads								
Fuel	Fuel truck	Rigid	1/01/2015	31/12/2045	365.25	2.80	0.02		Mies - GPF_WOL_01
	Fuel tanker	Road Train	1/01/2015	31/12/2045	365.25	1.24	0.01		Brisbane - Mies
Waste	Solid waste disposal	Articulated	1/01/2015	31/12/2045	365.25	1.00	0.01		Mies - GPF_WOL_01
Consumables	Nil consumables								
Other	Nil other								

Well Operation	Description	Vehicle Type	Beginning Date	Ending Date	Duration (Days)	Total Loads	Average Trips per day		Route Description
Maintenance Vehicles	Maintenance truck	Articulated	1/01/2015	19/12/2064	365.25	12.00	0.07		Mies - GPF_WOL_01
Maintenance Equipment	Nil maintenance equipment								

Component

HP Network

ID	GPF_WOL_01		
Begin HP Network Construction	1/02/2016	(Same timing as GPF)	
End HP Network Construction	25/11/2016		
Length of HP Pipe	22.05	km	
Construction Rate	0.4	km/day	
Construction Time	55.1	days	
Truck capacity	162	m/truck	
Staff	80	people	

CAMP	Description	Vehicle Type	Beginning Date	Ending Date	Duration (Days)	Total Loads	Average Trips per day	Delivery Frequency (1 truck daily or days)	Route Description
Building - Materials	80 mobile homes - arrive	Articulated	3/09/2016	1/10/2016	28	80	5.71	0.35	Brisbane - GPF_WOL_01
	80 mobile homes - depart	Articulated	25/11/2016	23/12/2016	28	80	5.71	0.35	Mies - GPF_WOL_01
Building - Construction Machinery	General materials	Articulated	3/09/2016	1/10/2016	28	2.67	0.19	10.50	Brisbane - GPF_WOL_01
	Concrete truck	Rigid	3/09/2016	1/10/2016	28	27	1.93	1.04	Mies - GPF_WOL_01
Staff	60 HP Network Staff								
	20 ppl per bus	Rigid	1/10/2016	25/11/2016	55.114575	9.06	0.33	6.08	Miesair - GPF_WOL_01
	4 week shift continuous								
	20 HP Network staff								
	1 person per car	Light	1/10/2016	25/11/2016	55.114575	60.40	2.19	0.91	Miesair - GPF_WOL_01
	4 week shift continuous								
Potable Water	40 establishment staff								
	20ppl per bus	Rigid	3/09/2016	1/10/2016	28	4.00	0.29	7.00	Miesair - GPF_WOL_01
	2wk shift								
	10 establishment staff	Light	3/09/2016	1/10/2016	28	20.00	1.43	1.40	Miesair - GPF_WOL_01
Camp Operation	Water truck	Rigid	3/09/2016	1/10/2016	28	14.00	1.00	2.00	Mies - GPF_WOL_01
	Water truck	Rigid	1/10/2016	25/11/2016	55.11	22.05	0.80	2.50	Mies - GPF_WOL_01
Consumables	Food truck	Rigid	3/09/2016	1/10/2016	28	0.84	0.06	33.33	Brisbane - GPF_WOL_01
	Food truck	Rigid	3/09/2016	1/10/2016	28	0.84	0.06	33.33	Gladstone - GPF_WOL_01
Camp Operation	Food truck	Rigid	1/10/2016	25/11/2016	55.11	2.65	0.10	20.83	Brisbane - GPF_WOL_01
	Food truck	Rigid	1/10/2016	25/11/2016	55.11	2.65	0.10	20.83	Gladstone - GPF_WOL_01
Other	Nil other								

HP Network Construction	Description	Vehicle Type	Beginning Date	Ending Date	Duration (Days)	Total Loads	Average Trips per day per site		Route Description
Building - Materials	HP Pipe delivery	Articulated	1/09/2016	26/10/2016	55.114575	54.43	1.98	1.01	Gladstone - GPF_WOL_01
	HP Pipe delivery	Articulated	1/09/2016	26/10/2016	55.114575	81.65	2.96	0.68	Brisbane - GPF_WOL_01
Building - Construction Machinery	Fittings and miscellaneous	Articulated	1/10/2016	25/11/2016	55.114575	44.09	1.60	1.25	Gladstone - GPF_WOL_01
	Construction machinery - Travel to site	Articulated	1/10/2016	25/11/2016	55.114575	20	0.73	2.76	Brisbane - GPF_WOL_01
Staff	Staff travel daily to site from camp within internal constructed roads. No additional travel on public roads								
Potable Water	Potable water taken to site from camp. No additional movement on public roads								
Non potable water and waste water	Non potable water sourced from drill well. No additional movement on public roads								
Fuel	Fuel truck	Rigid	1/10/2016	25/11/2016	55.114575	18.37	0.67		Mies - GPF_WOL_01
	Fuel tanker	Road Train	1/10/2016	25/11/2016	55.114575	8.11	0.29	6.80	Brisbane - Mies
Waste	Solid waste disposal	Articulated	1/10/2016	25/11/2016	55.114575	7.87	0.29		Mies - GPF_WOL_01
Consumables	Nil consumables								
Other	Nil other								

Component

Gas and Water Gathering

ID	GPF_WOL_01		
Begin gathering construction	1/01/2015	(Same timing as drilling)	
End gathering construction	31/12/2045	(Same timing as drilling)	
Staff	120	people	

CAMP	Description	Vehicle Type	Beginning Date	Ending Date	Duration (Days)	Total Loads	Average Trips per day	Delivery Frequency (1 truck daily or days)	Route Description
Building - Materials	120 mobile homes - arrive	Articulated	4/12/2014	1/01/2015	28	120	8.57	0.23	Brisbane - GPF_WOL_01
	120 mobile homes - depart	Articulated	31/12/2045	28/01/2046	28	120	8.57	0.23	Mies - GPF_WOL_01
Building - Construction Machinery	General materials	Articulated	4/12/2014	1/01/2015	28	4.00	0.29	7.00	Brisbane - GPF_WOL_01
	Concrete truck	Rigid	4/12/2014	1/01/2015	28	41	2.90	0.69	Mies - GPF_WOL_01
Staff	180 Gathering Staff								
	20 ppl per bus	Rigid	1/01/2015	31/12/2045	11322	3101.92	0.55	3.65	Miesair - GPF_WOL_01
	4 week shift continuous								
	20 HP Gathering Staff								
	1 person per car	Light	1/01/2015	31/12/2045	11322	12407.67	2.19	0.91	Miesair - GPF_WOL_01
	4 week shift continuous								
Potable Water	40 establishment staff								
	20ppl per bus	Rigid	4/12/2014	1/01/2015	28	4.00	0.29	7.00	Miesair - GPF_WOL_01
	2wk shift								
	10 establishment staff	Light	4/12/2014	1/01/2015	28	20.00	1.43	1.40	Miesair - GPF_WOL_01
Camp Operation	Water truck	Rigid	4/12/2014	1/01/2015	28	14.00	1.00	2.00	Mies - GPF_WOL_01
	Water truck	Rigid	1/01/2015	31/12/2045	11322.00	6793.20	1.67		Mies - GPF_WOL_01
Consumables	Food truck	Rigid	1/01/2015	31/12/2045	11322.00	6793.20	1.20	1.67	Mies - GPF_WOL_01
	Food truck	Rigid	1/01/2015	31/12/2045	11322.00	6793.20	1.20	1.67	Mies - GPF_WOL_01
Camp Operation	Food truck	Rigid	4/12/2014	1/01/2015	28	1.68	0.12	16.67	Brisbane - GPF_WOL_01
	Food truck	Rigid	1/01/2015	31/12/2045	11322.00	815.19	0.14	13.89	Brisbane - GPF_WOL_01
Camp Operation	Food truck	Rigid	1/01/2015	31/12/2045	11322.00	815.19	0.14	13.89	Gladstone - GPF_WOL_01
Other	Nil other								

Gathering Construction	Description	Vehicle Type	Beginning Date	Ending Date	Duration (Days)	Total Loads Required per well network	Average Trips per day per well network		Route Description
Building - Materials	Pipe Materials	Articulated	1/01/2015	31/12/2045	365	1.13	0.01		Townsville - GPF_WOL_01
	Pipe Materials	Articulated	1/01/2015	31/12/2045	365	1.13	0.01		Brisbane - GPF_WOL_01
Building - Construction Machinery	Equipment Travel	Articulated	25/12/2014	1/01/2015	7	20	5.71		Brisbane - GPF_WOL_01
Staff	Staff travel daily to site from camp within internal constructed roads. No additional travel on public roads								
Potable Water	Potable water taken to site from camp. No additional movement on public roads								
Non potable water and waste water	Non potable water sourced from drill well. No additional movement on public roads								
Fuel	Fuel truck	Rigid	1/01/2015	31/12/2045	365	2.80	0.02		Mies - GPF_WOL_01
	Fuel tanker	Road Train	1/01/2015	31/12/2045	365	1.24	0.01		Brisbane - Mies
Waste	Solid waste removal	Articulated	1/01/2015	31/12/2045	365	1.00	0.01		Mies - GPF_WOL_01
Consumables	Nil consumables								
Other	Nil other								

Component

Water Treatment Facilities

GPF ID	GPF_WOL_01		
WTF ID	WTF_WOL_01		
Online 1 - Begin Construction	2/04/2014		
Online 1 - Completion Date	1/01/2015		
Online 1 - Capacity	90		
Online 1 - Staff	75		
Online 1 - Build Time	274		
Online 2 - Begin Construction	2/04/2016		
Online 2 - Completion Date	1/01/2017		
Online 2 - Capacity	20		
Online 2 - Staff	75		

Online 2 - Build Time	274
Online 3 - Begin Construction	0/01/1900
Online 3 - Completion Date	0/01/1900
Online 3 - Capacity	0
Online 3 - Staff	0
Online 3 - Build Time	0
Online 4 - Begin Construction	0/01/1900
Online 4 - Completion Date	0/01/1900
Online 4 - Capacity	0
Online 4 - Staff	0
Online 4 - Build Time	0

CAMP Online 1	Description	Vehicle Type	Beginning Date	Ending Date	Duration (Days)	Total Loads	Average Trips per day	Delivery Frequency <small>(1 truck daily to site)</small>	Route Description
Building - Materials No mobile homes - 75	75 mobile homes - arrive	Articulated	5/03/2014	2/04/2014	28	75	5.36	0.37	Brisbane - GPF_WOL_01
	75 mobile homes - depart	Articulated	1/01/2015	29/01/2015	28	75	5.36	0.37	Mies - GPF_WOL_01
	General materials	Articulated	5/03/2014	2/04/2014	28	2.50	0.18	11.20	Brisbane - GPF_WOL_01
Building - Construction Machinery	Mobile cranes - travel to site	Articulated	26/02/2014	5/03/2014	7	1	0.29	7.00	Brisbane - GPF_WOL_01
	Concrete truck	Rigid	5/03/2014	2/04/2014	28	25	1.81	1.11	Mies - GPF_WOL_01
	Backhoe - travel to site	Articulated	26/02/2014	5/03/2014	7	1	0.29	7.00	Brisbane - GPF_WOL_01
Staff	55 WTF construction staff 20 ppl per bus 2 week shift	Rigid	2/04/2014	1/01/2015	274	53.82	0.39	5.09	Miesair - GPF_WOL_01
	20 establishment staff 1 person per car 2wk shift	Light	2/04/2014	1/01/2015	274	391.43	2.86	0.70	Miesair - GPF_WOL_01
	75 40 establishment staff 20ppl per bus 2wk shift	Rigid	5/03/2014	2/04/2014	28	4.00	0.29	7.00	Miesair - GPF_WOL_01
	10 establishment staff 1 person per car 2wk shift	Light	5/03/2014	2/04/2014	28	20.00	1.43	1.40	Miesair - GPF_WOL_01
	Potable Water	Rigid	5/03/2014	2/04/2014	28	14.00	1.00	2.00	Mies - GPF_WOL_01
	Construction Water truck	Rigid	5/03/2014	2/04/2014	28	274.00	102.75	0.75	2.67
Consumables	Food truck	Rigid	5/03/2014	2/04/2014	28	1.68	0.12	16.67	Brisbane - GPF_WOL_01
	Camp Construction Camp Operation	Rigid	2/04/2014	1/01/2015	274.00	24.66	0.18	11.11	Brisbane - GPF_WOL_01
Other	Nil other								

CAMP Online 2	Description	Vehicle Type	Beginning Date	Ending Date	Duration (Days)	Total Loads	Average Trips per day	Delivery Frequency <small>(1 truck daily to site)</small>	Route Description
Building - Materials No mobile homes - 75	75 mobile homes - arrive	Articulated	5/03/2016	2/04/2016	28	75	5.36	0.37	Brisbane - GPF_WOL_01
	75 mobile homes - depart	Articulated	1/01/2017	15/01/2017	14	75	10.71	0.19	Mies - GPF_WOL_01
	General materials	Articulated	5/03/2016	2/04/2016	28	2.50	0.18	11.20	Brisbane - GPF_WOL_01
Building - Construction Machinery	Mobile cranes - travel to site	Articulated	27/02/2016	5/03/2016	7	1	0.29	7.00	Brisbane - GPF_WOL_01
	Concrete truck	Rigid	5/03/2016	2/04/2016	28	25	1.81	1.11	Mies - GPF_WOL_01
	Backhoe - travel to site	Articulated	27/02/2016	5/03/2016	7	1	0.29	7.00	Brisbane - GPF_WOL_01
Staff	55 WTF construction staff 20 ppl per bus 2 week shift	Rigid	2/04/2016	1/01/2017	274	53.82	0.39	5.09	Miesair - GPF_WOL_01
	10 establishment staff 1 person per car 2wk shift	Light	2/04/2016	1/01/2017	274	195.71	1.43	1.40	Miesair - GPF_WOL_01
	75 40 establishment staff 20ppl per bus 2wk shift	Rigid	5/03/2016	2/04/2016	28	4.00	0.29	7.00	Miesair - GPF_WOL_01
	10 establishment staff 1 person per car 2wk shift	Light	5/03/2016	2/04/2016	28	20.00	1.43	1.40	Miesair - GPF_WOL_01
	Potable Water	Rigid	5/03/2016	2/04/2016	28	14.00	1.00	2.00	Mies - GPF_WOL_01
	Construction Water truck	Rigid	5/03/2016	2/04/2016	28	274.00	102.75	0.75	2.67
Consumables	Water truck	Rigid	2/04/2016	1/01/2017	274.00	102.75	0.75	2.67	Mies - GPF_WOL_01
	Water truck	Rigid	2/04/2016	1/01/2017	274.00	102.75	0.75	2.67	Mies - GPF_WOL_01
Camp Construction Camp Operation	Food truck	Rigid	5/03/2016	2/04/2016	28	1.68	0.12	16.67	Brisbane - GPF_WOL_01
	Food truck	Rigid	2/04/2016	1/01/2017	274.00	24.66	0.18	11.11	Brisbane - GPF_WOL_01
Other	Nil other								

CAMP Online 3	Description	Vehicle Type	Beginning Date	Ending Date	Duration (Days)	Total Loads	Average Trips per day	Delivery Frequency (1 truck daily to site)	Route Description
Building - Materials No mobile homes - 0	0 mobile homes - arrive	Articulated	0/01/1900	0/01/1900	28	0	0.00	0.00	Brisbane - GPF_WOL_01
	0 mobile homes - depart	Articulated	0/01/1900	0/01/1900	14	0	0.00	0.00	Mies - GPF_WOL_01
	General materials	Articulated	0/01/1900	0/01/1900	28	0.00	0.00	0.00	Brisbane - GPF_WOL_01
Building - Construction Machinery	Mobile cranes - travel to site	Articulated	0/01/1900	0/01/1900	7	0	0.00	0.00	Brisbane - GPF_WOL_01
	Concrete truck	Rigid	0/01/1900	0/01/1900	28	0	0.00	0.00	Mies - GPF_WOL_01
	Backhoe - travel to site	Articulated	0/01/1900	0/01/1900	7	0	0.00	0.00	Brisbane - GPF_WOL_01
Staff	55 WTF construction staff 20 ppl per bus 2 week shift	Rigid	0/01/1900	0/01/1900	0	0.00	0.00	0.00	Miesair - GPF_WOL_01
	10 establishment staff 1 person per car	Light	0/01/1900	0/01/1900	0	0.00	0.00	0.00	Miesair - GPF_WOL_01
	0 2wk shift 40 establishment staff 20ppl per bus	Rigid	0/01/1900	0/01/1900	0	0.00	0.00	0.00	Miesair - GPF_WOL_01
	2wk shift 10 establishment staff 1 person per car	Light	0/01/1900	0/01/1900	0	0.00	0.00	0.00	Miesair - GPF_WOL_01
	Potable Water	Rigid	0/01/1900	0/01/1900	0	0.00	0.00	0.00	Mies - GPF_WOL_01
	Construction Water truck	Rigid	0/01/1900	0/01/1900	0	0.00	0.00	0.00	Mies - GPF_WOL_01
Consumables	Food truck	Rigid	0/01/1900	0/01/1900	0	0	0.00	0.00	Brisbane - GPF_WOL_01
	Camp Construction Camp Operation	Rigid	0/01/1900	0/01/1900	0.00	0.00	0.00	0.00	Brisbane - GPF_WOL_01
Other	Nil other								

CAMP Online 4	Description	Vehicle Type	Beginning Date	Ending Date	Duration (Days)	Total Loads	Average Trips per day	Delivery Frequency (1 truck daily to site)	Route Description
Building - Materials No mobile homes - 0	0 mobile homes - arrive	Articulated	0/01/1900	0/01/1900	28	0	0.00	0.00	Brisbane - GPF_WOL_01
	0 mobile homes - depart	Articulated	0/01/1900	0/01/1900	14	0	0.00	0.00	Mies - GPF_WOL_01
	General materials	Articulated	0/01/1900	0/01/1900	28	0.00	0.00	0.00	Brisbane - GPF_WOL_01
Building - Construction Machinery	Mobile cranes - travel to site	Articulated	0/01/1900	0/01/1900	7	0	0.00	0.00	Brisbane - GPF_WOL_01
	Concrete truck	Rigid	0/01/1900	0/01/1900	28	0	0.00	0.00	Mies - GPF_WOL_01
	Backhoe - travel to site	Articulated	0/01/1900	0/01/1900	7	0	0.00	0.00	Brisbane - GPF_WOL_01
Staff	55 WTF construction staff 20 ppl per bus 2 week shift	Rigid	0/01/1900	0/01/1900	0	0.00	0.00	0.00	Miesair - GPF_WOL_01
	10 establishment staff 1 person per car	Light	0/01/1900	0/01/1900	0	0.00	0.00	0.00	Miesair - GPF_WOL_01
	0 2wk shift 40 establishment staff 20ppl per bus	Rigid	0/01/1900	0/01/1900	0	0.00	0.00	0.00	Miesair - GPF_WOL_01
	2wk shift 10 establishment staff 1 person per car	Light	0/01/1900	0/01/1900	0	0.00	0.00	0.00	Miesair - GPF_WOL_01
	Potable Water	Rigid	0/01/1900	0/01/1900	0	0.00	0.00	0.00	Mies - GPF_WOL_01
	Construction Water truck	Rigid	0/01/1900	0/01/1900	0	0.00	0.00	0.00	Mies - GPF_WOL_01
Consumables	Food truck	Rigid	0/01/1900	0/01/1900	0	0	0.00	0.00	Brisbane - GPF_WOL_01
	Camp Construction Camp Operation	Rigid	0/01/1900	0/01/1900	0.00	0.00	0.00	0.00	Brisbane - GPF_WOL_01
Other	Nil other								

WTF CONSTRUCTION Online 1	Description	Vehicle Type	Beginning Date	Ending Date	Duration (Days)	Total Loads	Average Trips per day	Delivery Frequency (1 truck daily to site)	Route Description
Building - Materials	Construction materials Ex Gladstone	Road Train	2/04/2014	1/01/2015	274	20	0.15	13.70	Gladstone - GPF_WOL_01
	Construction materials Ex Brisbane	Road Train	2/04/2014	1/01/2015	274	20	0.15	13.70	Brisbane - GPF_WOL_01
	NO Units transport	Overseas	2/04/2014	1/01/2015	274	10	0.07	27.40	Brisbane - GPF_WOL_01
Building - Construction Machinery	Gravel truck	Road Train	2/04/2014	1/01/2015	274	250	1.82	1.10	Mies - GPF_WOL_01
	WTF construction machinery	Articulated	26/03/2014	2/04/2014	7	12	3.43	0.58	Brisbane - GPF_WOL_01
	Concrete truck	Rigid	2/04/2014	1/01/2015	274	135	0.89	2.20	Mies - GPF_WOL_01
Access to WTF/Camp	Gravel truck	Road Train	3/03/2014	2/04/2014	30	225	15.00	0.13	Mies - GPF_WOL_01
Access - Construction Machinery	All access machinery already on site. No additional movement on public roads								
Staff	Staff travel daily to site from camp within internal constructed roads. No additional travel on public roads								
Potable Water	Potable water taken to site from camp. No additional movement on public roads								
Non potable water	Water truck	Rigid	2/04/2014	1/01/2015	274	39.14	0.29	7.00	Mies - GPF_WOL_01
Fuel	Fuel truck	Rigid	2/04/2014	1/01/2015	274	122.39	0.89	2.24	Mies - GPF_WOL_01
	Fuel tanker	Road Train	2/04/2014	1/01/2015	274	53.99	0.39		Brisbane - Mies
Waste	Solid waste disposal	Articulated	2/04/2014	1/01/2015	274	39.14	0.29	7.00	Mies - GPF_WOL_01
	Liquid waste disposal	Articulated	2/04/2014	1/01/2015	274	39.14	0.29	7.00	Mies - GPF_WOL_01
Consumables	Nil consumables								
Other	Nil other								

WTF CONSTRUCTION Online 2	Description	Vehicle Type	Beginning Date	Ending Date	Duration (Days)	Total Loads	Average Trips per day	Delivery Frequency (1 truck daily to site)	Route Description
Building - Materials	Construction materials Ex Gladstone	Road Train	2/04/2016	1/01/2017	274	20	0.15	13.70	Gladstone - GPF_WOL_01

	20	Construction materials Ex Brisbane RO Units transport Gravel truck	Road Train Overse Road Train	2/04/2016 2/04/2016 2/04/2016	1/01/2017 1/01/2017 1/01/2017	274 274 274	20 10 250	0.15 0.07 1.82	13.70 27.40 1.10	Brisbane - GPF_WOL_01 Brisbane - GPF_WOL_01 Mies - GPF_WOL_01
Building - Construction Machinery		WTF construction machinery Concrete truck	Articulated Rigid	26/03/2016 2/04/2016	2/04/2016 1/01/2017	7 274	12 135	3.43 0.99	0.58 2.03	Brisbane - GPF_WOL_01 Mies - GPF_WOL_01
Access to WTF/Camp		Gravel truck	Road Train	3/03/2016	2/04/2016	30	225	15.00	0.13	Mies - GPF_WOL_01
Access - Construction Machinery		All access machinery already on site. No additional movement on public roads								
Staff		Staff travel daily to site from camp within internal constructed roads. No additional travel on public roads								
Potable Water		Potable water taken to site from camp. No additional movement on public roads								
Non-potable water		Water truck	Rigid	2/04/2016	1/01/2017	274	39.14	0.29	7.50	Mies - GPF_WOL_01
Fuel		Fuel truck Fuel tanker	Rigid Road Train	2/04/2016 2/04/2016	1/01/2017 1/01/2017	274 274	122.39 53.99	0.89 0.39	2.24	Mies - GPF_WOL_01 Brisbane - Mies
Waste		Solid waste disposal Liquid waste disposal	Articulated Articulated	2/04/2016 2/04/2016	1/01/2017 1/01/2017	274 274	39.14 39.14	0.29 0.29	7.50 7.50	Mies - GPF_WOL_01 Mies - GPF_WOL_01
Consumables		Nil consumables								
Other		Nil other								

WTF CONSTRUCTION Outline 3	Description	Vehicle Type	Beginning Date	Ending Date	Duration (Days)	Total Loads	Average Trips per day	Delivery Frequency (1 truck every 10 days)	Route Description
Building - Materials	Construction materials Ex Gladstone Construction materials Ex Brisbane RO Units transport Gravel truck	Road Train Road Train Overse Road Train	0/01/1900 0/01/1900 0/01/1900 0/01/1900	0/01/1900 0/01/1900 0/01/1900 0/01/1900	0 0 0 0	0 0 0 0	0.00 0.00 0.00 0.00	0.00 0.00 0.00 0.00	Gladstone - GPF_WOL_01 Brisbane - GPF_WOL_01 Brisbane - GPF_WOL_01 Mies - GPF_WOL_01
Building - Construction Machinery	WTF construction machinery Concrete truck	Articulated Rigid	0/01/1900 0/01/1900	0/01/1900 0/01/1900	7 0	0 0	0.00 0.00	0.00 0.00	Brisbane - GPF_WOL_01 Mies - GPF_WOL_01
Access to WTF/Camp	Gravel truck	Road Train	0/01/1900	0/01/1900	30	0	0.00	0.00	Mies - GPF_WOL_01
Access - Construction Machinery	All access machinery already on site. No additional movement on public roads								
Staff	Staff travel daily to site from camp within internal constructed roads. No additional travel on public roads								
Potable Water	Potable water taken to site from camp. No additional movement on public roads								
Non-potable water	Water truck	Rigid	0/01/1900	0/01/1900	0	0.00	0.00	0.00	Mies - GPF_WOL_01
Fuel	Fuel truck Fuel tanker	Rigid Road Train	0/01/1900 0/01/1900	0/01/1900 0/01/1900	0 0	0.00 0.00	0.00 0.00	0.00 0.00	Mies - GPF_WOL_01 Brisbane - Mies
Waste	Solid waste disposal Liquid waste disposal	Articulated Articulated	0/01/1900 0/01/1900	0/01/1900 0/01/1900	0 0	0.00 0.00	0.00 0.00	0.00 0.00	Mies - GPF_WOL_01 Mies - GPF_WOL_01
Consumables	Nil consumables								
Other	Nil other								

WTF CONSTRUCTION Outline 4	Description	Vehicle Type	Beginning Date	Ending Date	Duration (Days)	Total Loads	Average Trips per day	Delivery Frequency (1 truck every 10 days)	Route Description
Building - Materials	Construction materials Ex Gladstone Construction materials Ex Brisbane RO Units transport Gravel truck	Road Train Road Train Overse Road Train	0/01/1900 0/01/1900 0/01/1900 0/01/1900	0/01/1900 0/01/1900 0/01/1900 0/01/1900	0 0 0 0	0 0 0 0	0.00 0.00 0.00 0.00	0.00 0.00 0.00 0.00	Gladstone - GPF_WOL_01 Brisbane - GPF_WOL_01 Brisbane - GPF_WOL_01 Mies - GPF_WOL_01
Building - Construction Machinery	WTF construction machinery Concrete truck	Articulated Rigid	0/01/1900 0/01/1900	0/01/1900 0/01/1900	7 0	0 0	0.00 0.00	0.00 0.00	Brisbane - GPF_WOL_01 Mies - GPF_WOL_01
Access to WTF/Camp	Gravel truck	Road Train	0/01/1900	0/01/1900	30	0	0.00	0.00	Mies - GPF_WOL_01
Access - Construction Machinery	All access machinery already on site. No additional movement on public roads								
Staff	Staff travel daily to site from camp within internal constructed roads. No additional travel on public roads								
Potable Water	Potable water taken to site from camp. No additional movement on public roads								
Non-potable water	Water truck	Rigid	0/01/1900	0/01/1900	0	0.00	0.00	0.00	Mies - GPF_WOL_01
Fuel	Fuel truck Fuel tanker	Rigid Road Train	0/01/1900 0/01/1900	0/01/1900 0/01/1900	0 0	0.00 0.00	0.00 0.00	0.00 0.00	Mies - GPF_WOL_01 Brisbane - Mies
Waste	Solid waste disposal Liquid waste disposal	Articulated Articulated	0/01/1900 0/01/1900	0/01/1900 0/01/1900	0 0	0.00 0.00	0.00 0.00	0.00 0.00	Mies - GPF_WOL_01 Mies - GPF_WOL_01
Consumables	Nil consumables								
Other	Nil other								

WTF OPERATION	Description	Vehicle Type	Beginning Date	Ending Date	Duration (Days)	Total Loads	Average Trips per day	Delivery Frequency (1 truck every 10 days)	Route Description
Maintenance Vehicles	Maintenance trucks	Articulated	1/01/2015	19/12/2064	18250	5214.29	0.57	3.50	Mies - GPF_WOL_01
Maintenance Equipment	Nil maintenance equipment								
Staff	9 WTF operation staff 20 ppl per bus 2 week shift 10 WTF operation staff 1 ppl per car 2 week shift	Rigid Light	1/01/2015	19/12/2064	18250	0.00	0.00	0.00	Miesair - GPF_WOL_01
Potable Water	Water truck	Rigid	1/01/2015	19/12/2064	18250	13035.71	1.43	1.40	Miesair - GPF_WOL_01
Non-potable water	Non-potable water to be available locally (drill water) No transport on public roads								
Fuel	Fuel truck Fuel tanker	Rigid Road Train	1/01/2015 1/01/2015	19/12/2064 19/12/2064	18250 18250	173.81 76.68	0.02 0.01	105.00	Mies - GPF_WOL_01 Brisbane - Mies
Waste	Solid waste disposal	Articulated	1/01/2015	19/12/2064	18250	2907.14	0.29	7.00	Mies - GPF_WOL_01
Consumables	Food truck	Rigid	1/01/2015	19/12/2064	18250	876	0.10	20.83	Mies - GPF_WOL_01
Other									

										GPF_WOL_01
Traffic Summary - Major items	Vehicle	Capacity	No. Loads	Quantity						
	Fuel truck	15000	4227	63,398,198 L						
	Fuel tanker	34000	1985	63,398,198 L						
	Concrete truck	7.4	2880	21,315 m³						
	Water truck	20000	44217	884,388,762 L						
	Food truck	5000	5740	28,698,535 kg						
	Gravel truck	40	4031	161,243 m³						
	Total movements all vehicles on public roads	139,743								
	Total trips all vehicles on public roads	279,486								
	Total Distance Travelled	34,399,372	VKT							
	Average L/km	1.843	L/km							
	Average Trip Distance	123.1	km							

Well Construction	Description	Vehicle Type	Beginning Date	Ending Date	Duration (Days)	Total Required per well	Average Trips per day per well		Route Description
Building - Materials	Construction materials Ex Gladstone	Articulated	1/01/2015	31/12/2045	365.25	2.00	0.01		Gladstone - GPF_CAR_01a
	Construction materials Ex Brisbane	Articulated	1/01/2015	31/12/2045	365.25	4.00	0.02		Brisbane - GPF_CAR_01a
	Gravel truck	Road Train	1/01/2015	31/12/2045	365.25	0.42	0.00		Brisbane - GPF_CAR_01a
Pad - Materials	Concrete truck	Road Train	1/01/2015	31/12/2045	365.25	3.04	0.02		Miles - GPF_CAR_01a
Building - Construction Machinery	Drill/workover rigs - Travel to site	Articulated	1/01/2015	31/12/2045	365.25	2	0.01		Brisbane - GPF_CAR_01a
Staff	Staff travel daily to site from camp within internal constructed roads. No additional travel on public roads								
Potable Water	Potable water taken to site from camp. No additional movement on public roads								
Non potable water and waste water	Non potable water sourced from drill well. No additional movement on public roads								
Fuel	Fuel truck	Rigid Road Train	1/01/2015	31/12/2045	365.25	2.80	0.02		Miles - GPF_CAR_01a
	Fuel tanker		1/01/2015	31/12/2045	365.25	1.24	0.01		Brisbane - Miles
Waste	Solid waste disposal	Articulated	1/01/2015	31/12/2045	365.25	1.00	0.01		Miles - GPF_CAR_01a
Consumables	Nil consumables								
Other	Nil other								

Well Operation	Description	Vehicle Type	Beginning Date	Ending Date	Duration (Days)	Total Loads	Average Trips per day		Route Description
Maintenance Vehicles	Maintenance truck	Articulated	1/01/2015	19/12/2064	365.25	12.00	0.07		Miles - GPF_CAR_01a
Maintenance Equipment	Nil maintenance equipment								

Component

HP Network

ID	GPF_CAR_01a	1/03/2018	(Same timing as GPF)
Begin HP Network Construction		25/04/2018	
End HP Network Construction			
Length of HP Pipe		22.05	km
Construction Rate		0.4	km/day
Construction Time		55.1	days
Truck capacity		162	mt/truck
Staff		80	people

CAMP	Description	Vehicle Type	Beginning Date	Ending Date	Duration (Days)	Total Loads	Average Trips per day	Delivery Frequency (1 truck every 10 days)	Route Description
Building - Materials	80 mobile homes - arrive	Articulated	1/02/2018	1/03/2018	28	80	5.71	0.35	Brisbane - GPF_CAR_01a
	80 mobile homes - depart	Articulated	25/04/2018	23/05/2018	28	80	5.71	0.35	Miles - GPF_CAR_01a
	General materials	Articulated	1/02/2018	1/03/2018	28	2.67	0.19	10.50	Brisbane - GPF_CAR_01a
Building - Construction Machinery	Concrete truck	Rigid	1/02/2018	1/03/2018	28	27	1.93	1.04	Miles - GPF_CAR_01a
Staff	60 HP Network Staff	Rigid	1/03/2018	25/04/2018	55.114575	9.06	0.33	6.08	Milesair - GPF_CAR_01a
	20 ppl per bus								
	4 week shift continuous								
	20 HP Network staff	Light	1/03/2018	25/04/2018	55.114575	60.40	2.19	0.91	Milesair - GPF_CAR_01a
	1 person per car								
	4 week shift continuous								
Potable Water	40 establishment staff	Rigid	1/02/2018	1/03/2018	28	4.00	0.29	7.00	Milesair - GPF_CAR_01a
	20ppl per bus								
	2wk shift								
	10 establishment staff	Light	1/02/2018	1/03/2018	28	20.00	1.43	1.40	Milesair - GPF_CAR_01a
	1 person per car								
	2wk shift								
Construction	Water truck	Rigid	1/02/2018	1/03/2018	28	14.00	1.00	2.00	Miles - GPF_CAR_01a
	Operation	Rigid	1/03/2018	25/04/2018	55.11	22.05	0.80	2.50	Miles - GPF_CAR_01a
	Water truck	Rigid	1/03/2018	25/04/2018	55.11	22.05	0.80	2.50	Miles - GPF_CAR_01a
Consumables	Food truck	Rigid	1/02/2018	1/03/2018	28	0.84	0.06	33.33	Brisbane - GPF_CAR_01a
	Camp Construction	Rigid	1/03/2018	25/04/2018	55.11	0.06	0.06	33.33	Gladstone - GPF_CAR_01a
	Food truck	Rigid	1/03/2018	25/04/2018	55.11	2.65	0.10	20.83	Brisbane - GPF_CAR_01a
Camp Operation	Food truck	Rigid	1/03/2018	25/04/2018	55.11	2.65	0.10	20.83	Gladstone - GPF_CAR_01a
	Food truck	Rigid	1/03/2018	25/04/2018	55.11	2.65	0.10	20.83	Gladstone - GPF_CAR_01a
Other	Nil other								

HP Network Construction	Description	Vehicle Type	Beginning Date	Ending Date	Duration (Days)	Total Loads	Average Trips per day per site		Route Description
Building - Materials	HP Pipe delivery	Articulated	30/01/2018	26/03/2018	55.114575	54.43	1.98	1.01	Gladstone - GPF_CAR_01a
	HP Pipe delivery	Articulated	30/01/2018	26/03/2018	55.114575	81.65	2.96	0.68	Brisbane - GPF_CAR_01a
	Fittings and miscellaneous	Articulated	1/03/2018	25/04/2018	55.114575	44.09	1.60	1.25	Gladstone - GPF_CAR_01a
Building - Construction Machinery	Construction machinery - Travel to site	Articulated	1/03/2018	25/04/2018	55.114575	20	0.73	2.76	Brisbane - GPF_CAR_01a
Staff	Staff travel daily to site from camp within internal constructed roads. No additional travel on public roads								
Potable Water	Potable water taken to site from camp. No additional movement on public roads								
Non-potable water and waste water	Non potable water sourced from drill well. No additional movement on public roads								
Fuel	Fuel truck	Rigid Road Train	1/03/2018	25/04/2018	55.114575	18.37	0.67		Miles - GPF_CAR_01a
	Fuel tanker		1/03/2018	25/04/2018	55.114575	8.11	0.29	6.80	Brisbane - Miles
Waste	Solid waste disposal	Articulated	1/03/2018	25/04/2018	55.114575	7.87	0.29		Miles - GPF_CAR_01a
Consumables	Nil consumables								
Other	Nil other								

Component

Gas and Water Gathering

ID	GPF_CAR_01a	1/01/2015	(Same timing as drilling)
Begin gathering construction		31/12/2045	(Same timing as drilling)
End gathering construction			
Staff		120	people

CAMP	Description	Vehicle Type	Beginning Date	Ending Date	Duration (Days)	Total Loads	Average Trips per day	Delivery Frequency (1 truck every 10 days)	Route Description
Building - Materials	120 mobile homes - arrive	Articulated	4/12/2014	1/01/2015	28	120	8.57	0.23	Brisbane - GPF_CAR_01a
	120 mobile homes - depart	Articulated	31/12/2045	28/01/2046	28	120	8.57	0.23	Miles - GPF_CAR_01a
	General materials	Articulated	4/12/2014	1/01/2015	28	4.00	0.29	7.00	Brisbane - GPF_CAR_01a
Building - Construction Machinery	Concrete truck	Rigid	4/12/2014	1/01/2015	28	41	2.90	0.69	Miles - GPF_CAR_01a
Staff	100 Gathering Staff	Rigid	1/01/2015	31/12/2045	11322	3101.92	0.55	3.65	Milesair - GPF_CAR_01a
	20 ppl per bus								
	4 week shift continuous								
	20 HP Gathering Staff	Light	1/01/2015	31/12/2045	11322	12407.67	2.19	0.91	Milesair - GPF_CAR_01a
	1 person per car								
	4 week shift continuous								
Potable Water	40 establishment staff	Rigid	4/12/2014	1/01/2015	28	4.00	0.29	7.00	Milesair - GPF_CAR_01a
	20ppl per bus								
	2wk shift								
	10 establishment staff	Light	4/12/2014	1/01/2015	28	20.00	1.43	1.40	Milesair - GPF_CAR_01a
	1 person per car								
	2wk shift								
Construction	Water truck	Rigid	4/12/2014	1/01/2015	28	14.00	1.00	2.00	Miles - GPF_CAR_01a
	Operation	Rigid	1/01/2015	31/12/2045	11322.00	6783.20	1.20	1.67	Miles - GPF_CAR_01a
	Water truck	Rigid	1/01/2015	31/12/2045	11322.00	6783.20	1.20	1.67	Miles - GPF_CAR_01a
Consumables	Food truck	Rigid	4/12/2014	1/01/2015	28	1.68	0.12	16.67	Brisbane - GPF_CAR_01a
	Camp Construction	Rigid	1/01/2015	31/12/2045	11322.00	815.18	0.14	13.89	Brisbane - GPF_CAR_01a
	Food truck	Rigid	1/01/2015	31/12/2045	11322.00	815.18	0.14	13.89	Gladstone - GPF_CAR_01a
Other	Nil other								

Gathering Construction	Description	Vehicle Type	Beginning Date	Ending Date	Duration (Days)	Total Loads Required per well network	Average Trips per day per well network		Route Description
Building - Materials	Pipe Materials	Articulated	1/01/2015	31/12/2045	365	1.13	0.01		Townsville - GPF_CAR_01a
	Pipe Materials	Articulated	1/01/2015	31/12/2045	365	1.13	0.01		Brisbane - GPF_CAR_01a
Building - Construction Machinery	Equipment Travel	Articulated	25/12/2014	1/01/2015	7	20 (total - not per well)	5.71		Brisbane - GPF_CAR_01a
Staff	Staff travel daily to site from camp within internal constructed roads. No additional travel on public roads								
Potable Water	Potable water taken to site from camp. No additional movement on public roads								
Non-potable water and waste water	Non potable water sourced from drill well. No additional movement on public roads								
Fuel	Fuel truck	Rigid Road Train	1/01/2015	31/12/2045	365	2.80	0.02		Miles - GPF_CAR_01a
	Fuel tanker		1/01/2015	31/12/2045	365	1.24	0.01		Brisbane - Miles
Waste	Solid waste removal	Articulated	1/01/2015	31/12/2045	365	1.00	0.01		Miles - GPF_CAR_01a
Consumables	Nil consumables								
Other	Nil other								

Component

Water Treatment Facilities

GPF ID	GPF_CAR_01a
WTF ID	Nil
Online 1 - Begin Construction	0/01/1900
Online 1 - Completion Date	0/01/1900
Online 1 - Capacity	0
Online 1 - Staff	0
Online 1 - Build Time	0
Online 2 - Begin Construction	0/01/1900
Online 2 - Completion Date	0/01/1900
Online 2 - Capacity	0

Building - Materials	Construction materials Ex Gladstone	Road Train	0/01/1900	0/01/1900	0	0	0.00	0.00	Gladstone - GPF_CAR_01a
	Construction materials Ex Brisbane	Road Train	0/01/1900	0/01/1900	0	0	0.00	0.00	Brisbane - GPF_CAR_01a
	RO Units transport	Oversize	0/01/1900	0/01/1900	0	0	0.00	0.00	Brisbane - GPF_CAR_01a
	Gravel truck	Road Train	0/01/1900	0/01/1900	0	0	0.00	0.00	Miles - GPF_CAR_01a
Building - Construction Machinery	WTF construction machinery Concrete truck	Articulated Rigid	0/01/1900 0/01/1900	0/01/1900 0/01/1900	7 0	0	0.00 0.00	0.00 0.00	Brisbane - GPF_CAR_01a Miles - GPF_CAR_01a
Access to WTF/Camp	Gravel truck	Road Train	0/01/1900	0/01/1900	30	0	0.00	0.00	Miles - GPF_CAR_01a
Access - Construction Machinery	All access machinery already on site. No additional movement on public roads								
Staff	Staff travel daily to site from camp within internal constructed roads. No additional travel on public roads								
Potable Water	Potable water taken to site from camp. No additional movement on public roads								
Non-potable water	Water truck	Rigid	0/01/1900	0/01/1900	0	0.00	0.00	0.00	Miles - GPF_CAR_01a
Fuel	Fuel truck Fuel tanker	Rigid Road Train	0/01/1900 0/01/1900	0/01/1900 0/01/1900	0 0	0.00 0.00	0.00 0.00	0.00 0.00	Miles - GPF_CAR_01a Brisbane - Miles
Waste	Solid waste disposal Liquid waste disposal	Articulated Articulated	0/01/1900 0/01/1900	0/01/1900 0/01/1900	0 0	0.00 0.00	0.00 0.00	0.00 0.00	Miles - GPF_CAR_01a Miles - GPF_CAR_01a
Consumables	Nil consumables								
Other	Nil other								

WTF CONSTRUCTION Online 2	Description	Vehicle Type	Beginning Date	Ending Date	Duration (Days)	Total Loads	Average Trips per day	Delivery Frequency (1 truck delivery on days)	Route Description
Building - Materials	Construction materials Ex Gladstone	Road Train	0/01/1900	0/01/1900	0	0	0.00	0.00	Gladstone - GPF_CAR_01a
	Construction materials Ex Brisbane	Road Train	0/01/1900	0/01/1900	0	0	0.00	0.00	Brisbane - GPF_CAR_01a
	RO Units transport	Oversize	0/01/1900	0/01/1900	0	0	0.00	0.00	Brisbane - GPF_CAR_01a
	Gravel truck	Road Train	0/01/1900	0/01/1900	0	0	0.00	0.00	Miles - GPF_CAR_01a
Building - Construction Machinery	WTF construction machinery Concrete truck	Articulated Rigid	0/01/1900 0/01/1900	0/01/1900 0/01/1900	7 0	0 0	0.00 0.00	0.00 0.00	Brisbane - GPF_CAR_01a Miles - GPF_CAR_01a
Access to WTF/Camp	Gravel truck	Road Train	0/01/1900	0/01/1900	30	0	0.00	0.00	Miles - GPF_CAR_01a
Access - Construction Machinery	All access machinery already on site. No additional movement on public roads								
Staff	Staff travel daily to site from camp within internal constructed roads. No additional travel on public roads								
Potable Water	Potable water taken to site from camp. No additional movement on public roads								
Non-potable water	Water truck	Rigid	0/01/1900	0/01/1900	0	0.00	0.00	0.00	Miles - GPF_CAR_01a
Fuel	Fuel truck Fuel tanker	Rigid Road Train	0/01/1900 0/01/1900	0/01/1900 0/01/1900	0 0	0.00 0.00	0.00 0.00	0.00 0.00	Miles - GPF_CAR_01a Brisbane - Miles
Waste	Solid waste disposal Liquid waste disposal	Articulated Articulated	0/01/1900 0/01/1900	0/01/1900 0/01/1900	0 0	0.00 0.00	0.00 0.00	0.00 0.00	Miles - GPF_CAR_01a Miles - GPF_CAR_01a
Consumables	Nil consumables								
Other	Nil other								

WTF CONSTRUCTION Online 4	Description	Vehicle Type	Beginning Date	Ending Date	Duration (Days)	Total Loads	Average Trips per day	Delivery Frequency (1 truck delivery on days)	Route Description
Building - Materials	Construction materials Ex Gladstone	Road Train	0/01/1900	0/01/1900	0	0	0.00	0.00	Gladstone - GPF_CAR_01a
	Construction materials Ex Brisbane	Road Train	0/01/1900	0/01/1900	0	0	0.00	0.00	Brisbane - GPF_CAR_01a
	RO Units transport	Oversize	0/01/1900	0/01/1900	0	0	0.00	0.00	Brisbane - GPF_CAR_01a
	Gravel truck	Road Train	0/01/1900	0/01/1900	0	0	0.00	0.00	Miles - GPF_CAR_01a
Building - Construction Machinery	WTF construction machinery Concrete truck	Articulated Rigid	0/01/1900 0/01/1900	0/01/1900 0/01/1900	7 0	0 0	0.00 0.00	0.00 0.00	Brisbane - GPF_CAR_01a Miles - GPF_CAR_01a
Access to WTF/Camp	Gravel truck	Road Train	0/01/1900	0/01/1900	30	0	0.00	0.00	Miles - GPF_CAR_01a
Access - Construction Machinery	All access machinery already on site. No additional movement on public roads								
Staff	Staff travel daily to site from camp within internal constructed roads. No additional travel on public roads								
Potable Water	Potable water taken to site from camp. No additional movement on public roads								
Non-potable water	Water truck	Rigid	0/01/1900	0/01/1900	0	0.00	0.00	0.00	Miles - GPF_CAR_01a
Fuel	Fuel truck Fuel tanker	Rigid Road Train	0/01/1900 0/01/1900	0/01/1900 0/01/1900	0 0	0.00 0.00	0.00 0.00	0.00 0.00	Miles - GPF_CAR_01a Brisbane - Miles
Waste	Solid waste disposal Liquid waste disposal	Articulated Articulated	0/01/1900 0/01/1900	0/01/1900 0/01/1900	0 0	0.00 0.00	0.00 0.00	0.00 0.00	Miles - GPF_CAR_01a Miles - GPF_CAR_01a
Consumables	Nil consumables								
Other	Nil other								

WTF OPERATION	Description	Vehicle Type	Beginning Date	Ending Date	Duration (Days)	Total Loads	Average Trips per day	Delivery Frequency (1 truck delivery on days)	Route Description
Maintenance Vehicles	Maintenance trucks	Articulated	0/01/1900	18/12/1949	18250	0.00	0.00	0.00	Miles - GPF_CAR_01a
Maintenance Equipment	Nil maintenance equipment								
Staff	0 WTF operation staff 20 ppl per bus 2 week shift	Rigid	0/01/1900	18/12/1949	18250	0.00	0.00	0.00	Misear - GPF_CAR_01a
	10 WTF operation staff 1 ppl per car 2 week shift	Light	0/01/1900	18/12/1949	18250	0.00	0.00	0.00	Misear - GPF_CAR_01a
Potable Water	Water truck	Rigid	0/01/1900	18/12/1949	18250	0.00	0.00	0.00	Miles - GPF_CAR_01a
Non-potable water	Non-potable water to be available locally (drill water). No transport on public roads								
Fuel	Fuel truck	Rigid	0/01/1900	18/12/1949	18250	0.00	0.00	0.00	Miles - GPF_CAR_01a
	Fuel tanker	Road Train	0/01/1900	18/12/1949	18250	0.00	0.00	0.00	Brisbane - Miles
Waste	Solid waste disposal	Articulated	0/01/1900	18/12/1949	18250	0.00	0.00	0.00	Miles - GPF_CAR_01a
Consumables	Food truck	Rigid	0/01/1900	18/12/1949	18250	0	0.00	0.00	Miles - GPF_CAR_01a
Other									

									GPF_CAR_01a
Traffic Summary - Major items									
Vehicle	Capacity	No. Loads	Quantity						
Fuel truck	15000	3019	45,279,615 L						
Fuel tanker	34000	1352	45,279,615 L						
Concrete truck	7.4	2107	15,595 m ³						
Water truck	20000	42178	843,965,547 L						
Food truck	5000	5031	25,155,585 kg						
Gravel truck	40	2435	97,393 m ³						
Total movements all vehicles on public roads									
Total trips all vehicles on public roads	113,985								
Total Distance Travelled	227,970	VKT							
Average L/km	2,053	L/km							
Average Trip Distance	95.8	km							

Well Construction	Description	Vehicle Type	Beginning Date	Ending Date	Duration (Days)	Total Required per well	Average Trips per day per well		Route Description
Building - Materials	Construction materials Ex Gladstone	Articulated	1/01/2010	31/12/2028	365.25	2.00	0.01		Gladstone - GPF_ORA_03b
	Construction materials Ex Brisbane	Articulated	1/01/2010	31/12/2028	365.25	4.00	0.02		Brisbane - GPF_ORA_03b
	Gravel truck	Road Train	1/01/2010	31/12/2028	365.25	0.42	0.00		Brisbane - GPF_ORA_03b
Pad - Materials	Concrete truck	Road Train	1/01/2010	31/12/2028	365.25	3.04	0.02		Miles - GPF_ORA_03b
Building - Construction Machinery	Drill/workover rigs - Travel to site	Articulated	1/01/2010	31/12/2028	365.25	2	0.01		Brisbane - GPF_ORA_03b
Staff	Staff travel daily to site from camp within internal constructed roads. No additional travel on public roads								
Potable Water	Potable water taken to site from camp. No additional movement on public roads								
Non potable water and waste water	Non potable water sourced from drill well. No additional movement on public roads								
Fuel	Fuel truck	Rigid	1/01/2010	31/12/2028	365.25	2.80	0.02		Miles - GPF_ORA_03b
	Fuel tanker	Road Train	1/01/2010	31/12/2028	365.25	1.24	0.01		Brisbane - Miles
Waste	Solid waste disposal	Articulated	1/01/2010	31/12/2028	365.25	1.00	0.01		Miles - GPF_ORA_03b
Consumables	Nil consumables								
Other	Nil other								

Well Operation	Description	Vehicle Type	Beginning Date	Ending Date	Duration (Days)	Total Loads	Average Trips per day		Route Description
Maintenance Vehicles	Maintenance truck	Articulated	1/01/2010	20/12/2009	365.25	12.00	0.07		Miles - GPF_ORA_03b
Maintenance Equipment	Nil maintenance equipment								

Component

HP Network

ID GPF_ORA_03b
 Begin HP Network Construction 1/10/2013 (Same timing as GPF)
 End HP Network Construction 25/11/2013
 Length of HP Pipe 22.05 km
 Construction Rate 0.4 km/day
 Construction Time 55.1 days
 Truck capacity 162 m³/truck
 Staff 80 people

CAMP	Description	Vehicle Type	Beginning Date	Ending Date	Duration (Days)	Total Loads	Average Trips per day	Delivery Frequency (1 truck every 10 days)	Route Description
Building - Materials	80 mobile homes - arrive	Articulated	3/09/2013	1/10/2013	28	80	5.71	0.35	Brisbane - GPF_ORA_03b
	80 mobile homes - depart	Articulated	25/11/2013	23/12/2013	28	80	5.71	0.35	Miles - GPF_ORA_03b
	General materials	Articulated	3/09/2013	1/10/2013	28	2.67	0.19	10.50	Brisbane - GPF_ORA_03b
Building - Construction Machinery	Concrete truck	Rigid	3/09/2013	1/10/2013	28	27	1.93	1.04	Miles - GPF_ORA_03b
Staff	60 HP Network Staff								
	20 ppl per bus	Rigid	1/10/2013	25/11/2013	55.114575	9.06	0.33	6.08	Milesair - GPF_ORA_03b
	4 week shift continuous								
	20 HP Network staff	Light	1/10/2013	25/11/2013	55.114575	60.40	2.19	0.91	Milesair - GPF_ORA_03b
	1 person per car								
	4 week shift continuous								
Potable Water	40 establishment staff								
	20ppl per bus	Rigid	3/09/2013	1/10/2013	28	4.00	0.29	7.00	Milesair - GPF_ORA_03b
	2wk shift	Light	3/09/2013	1/10/2013	28	20.00	1.43	1.40	Milesair - GPF_ORA_03b
Construction	Water truck	Rigid	3/09/2013	1/10/2013	28	14.00	1.00	2.00	Miles - GPF_ORA_03b
	Water truck	Rigid	1/10/2013	25/11/2013	55.11	22.05	0.80	2.50	Miles - GPF_ORA_03b
	Water truck	Rigid	1/10/2013	25/11/2013	55.11	22.05	0.80	2.50	Miles - GPF_ORA_03b
Consumables	Food truck	Rigid	3/09/2013	1/10/2013	28	0.84	0.06	33.33	Brisbane - GPF_ORA_03b
	Camp Construction	Rigid	3/09/2013	1/10/2013	28	0.06	0.06	33.33	Gladstone - GPF_ORA_03b
	Food truck	Rigid	1/10/2013	25/11/2013	55.11	2.65	0.10	20.83	Brisbane - GPF_ORA_03b
Camp Operation	Food truck	Rigid	1/10/2013	25/11/2013	55.11	2.65	0.10	20.83	Gladstone - GPF_ORA_03b
	Food truck	Rigid	1/10/2013	25/11/2013	55.11	2.65	0.10	20.83	Gladstone - GPF_ORA_03b
Other	Nil other								

HP Network Construction	Description	Vehicle Type	Beginning Date	Ending Date	Duration (Days)	Total Loads	Average Trips per day per site		Route Description
Building - Materials	HP Pipe delivery	Articulated	1/09/2013	26/10/2013	55.114575	54.43	1.98	1.01	Gladstone - GPF_ORA_03b
	HP Pipe delivery	Articulated	1/09/2013	26/10/2013	55.114575	81.65	2.96	0.68	Brisbane - GPF_ORA_03b
	Fittings and miscellaneous	Articulated	1/10/2013	25/11/2013	55.114575	44.09	1.60	1.25	Gladstone - GPF_ORA_03b
Building - Construction Machinery	Construction machinery - Travel to site	Articulated	1/10/2013	25/11/2013	55.114575	20	0.73	2.76	Brisbane - GPF_ORA_03b
Staff	Staff travel daily to site from camp within internal constructed roads. No additional travel on public roads								
Potable Water	Potable water taken to site from camp. No additional movement on public roads								
Non potable water and waste water	Non potable water sourced from drill well. No additional movement on public roads								
Fuel	Fuel truck	Rigid	1/10/2013	25/11/2013	55.114575	18.37	0.67		Miles - GPF_ORA_03b
	Fuel tanker	Road Train	1/10/2013	25/11/2013	55.114575	8.11	0.29	6.80	Brisbane - Miles
Waste	Solid waste disposal	Articulated	1/10/2013	25/11/2013	55.114575	7.87	0.29		Miles - GPF_ORA_03b
Consumables	Nil consumables								
Other	Nil other								

Component

Gas and Water Gathering

ID GPF_ORA_03b
 Begin gathering construction 1/01/2010 (Same timing as drilling)
 End gathering construction 31/12/2028 (Same timing as drilling)
 Staff 120 people

CAMP	Description	Vehicle Type	Beginning Date	Ending Date	Duration (Days)	Total Loads	Average Trips per day	Delivery Frequency (1 truck every 10 days)	Route Description
Building - Materials	120 mobile homes - arrive	Articulated	4/12/2009	1/01/2010	28	120	8.57	0.23	Brisbane - GPF_ORA_03b
	120 mobile homes - depart	Articulated	31/12/2028	28/01/2029	28	120	8.57	0.23	Miles - GPF_ORA_03b
	General materials	Articulated	4/12/2009	1/01/2010	28	4.00	0.29	7.00	Brisbane - GPF_ORA_03b
Building - Construction Machinery	Concrete truck	Rigid	4/12/2009	1/01/2010	28	41	2.90	0.69	Miles - GPF_ORA_03b
Staff	100 Gathering Staff								
	20 ppl per bus	Rigid	1/01/2010	31/12/2028	6939	1901.10	0.55	3.65	Milesair - GPF_ORA_03b
	4 week shift continuous								
	20 HP Gathering Staff	Light	1/01/2010	31/12/2028	6939	7604.38	2.19	0.91	Milesair - GPF_ORA_03b
	1 person per car								
	4 week shift continuous								
Potable Water	40 establishment staff								
	20ppl per bus	Rigid	4/12/2009	1/01/2010	28	4.00	0.29	7.00	Milesair - GPF_ORA_03b
	2wk shift	Light	4/12/2009	1/01/2010	28	20.00	1.43	1.40	Milesair - GPF_ORA_03b
Construction	Water truck	Rigid	4/12/2009	1/01/2010	28	14.00	1.00	2.00	Miles - GPF_ORA_03b
	Water truck	Rigid	1/01/2010	31/12/2028	6939.00	4163.40	1.20	1.67	Miles - GPF_ORA_03b
	Water truck	Rigid	1/01/2010	31/12/2028	6939.00	4163.40	1.20	1.67	Miles - GPF_ORA_03b
Consumables	Food truck	Rigid	4/12/2009	1/01/2010	28	1.68	0.12	16.67	Brisbane - GPF_ORA_03b
	Camp Construction	Rigid	1/01/2010	31/12/2028	6939.00	499.61	0.14	13.89	Brisbane - GPF_ORA_03b
	Food truck	Rigid	1/01/2010	31/12/2028	6939.00	499.61	0.14	13.89	Gladstone - GPF_ORA_03b
Other	Nil other								

Gathering Construction	Description	Vehicle Type	Beginning Date	Ending Date	Duration (Days)	Total Loads Required per well network	Average Trips per day per well network		Route Description
Building - Materials	Pipe Materials	Articulated	1/01/2010	31/12/2028	365	1.13	0.01		Townsville - GPF_ORA_03b
	Pipe Materials	Articulated	1/01/2010	31/12/2028	365	1.13	0.01		Brisbane - GPF_ORA_03b
Building - Construction Machinery	Equipment Travel	Articulated	25/12/2009	1/01/2010	7	20 (total - not per well)	5.71		Brisbane - GPF_ORA_03b
Staff	Staff travel daily to site from camp within internal constructed roads. No additional travel on public roads								
Potable Water	Potable water taken to site from camp. No additional movement on public roads								
Non potable water and waste water	Non potable water sourced from drill well. No additional movement on public roads								
Fuel	Fuel truck	Rigid	1/01/2010	31/12/2028	365	2.80	0.02		Miles - GPF_ORA_03b
	Fuel tanker	Road Train	1/01/2010	31/12/2028	365	1.24	0.01		Brisbane - Miles
Waste	Solid waste removal	Articulated	1/01/2010	31/12/2028	365	1.00	0.01		Miles - GPF_ORA_03b
Consumables	Nil consumables								
Other	Nil other								

Component

Water Treatment Facilities

GPF ID GPF_ORA_03b
 WTP ID Nil
 Online 1 - Begin Construction 0/01/1900
 Online 1 - Completion Date 0/01/1900
 Online 1 - Capacity 0
 Online 1 - Staff 0
 Online 1 - Build Time 0
 Online 2 - Begin Construction 0/01/1900
 Online 2 - Completion Date 0/01/1900
 Online 2 - Capacity 0

Online 2 - Staff 0
 Online 2 - Build Time 0
 Online 3 - Begin Construction 0/01/1900
 Online 3 - Completion Date 0/01/1900
 Online 3 - Capacity 0
 Online 3 - Staff 0
 Online 3 - Build Time 0
 Online 4 - Begin Construction 0/01/1900
 Online 4 - Completion Date 0/01/1900
 Online 4 - Capacity 0
 Online 4 - Staff 0
 Online 4 - Build Time 0

CAMP Online 1	Description	Vehicle Type	Beginning Date	Ending Date	Duration (Days)	Total Loads	Average Trips per day	Delivery Frequency (1 truck empty to daily)	Route Description
Building - Materials No mobile homes - 0	1 mobile homes - arrive	Articulated	0/01/1900	0/01/1900	28	0	0.00	0.00	Brisbane - GPF_ORA_03b
	- 0 mobile homes - depart	Articulated	0/01/1900	0/01/1900	28	0	0.00	0.00	Miles - GPF_ORA_03b
	General materials	Articulated	0/01/1900	0/01/1900	28	0.00	0.00	0.00	Brisbane - GPF_ORA_03b
Building - Construction Machinery	Mobile cranes - travel to site	Articulated	0/01/1900	0/01/1900	7	0	0.00	0.00	Brisbane - GPF_ORA_03b
	Concrete truck Backhoe - travel to site	Rigid Articulated	0/01/1900 0/01/1900	0/01/1900 0/01/1900	28 7	0 0	0.00 0.00	0.00 0.00	Miles - GPF_ORA_03b Brisbane - GPF_ORA_03b
Staff	20 WTF construction staff 20 ppl per bus 2 week shift	Rigid	0/01/1900	0/01/1900	0	0.00	0.00	0.00	Miesar - GPF_ORA_03b
	20 establishment staff 1 person per car								
	0 2wk shift 40 establishment staff	Light	0/01/1900	0/01/1900	0	0.00	0.00	0.00	Miesar - GPF_ORA_03b
	20ppl per bus 2wk shift 10 establishment staff 1 person per car 2wk shift	Rigid Light	0/01/1900 0/01/1900	0/01/1900 0/01/1900	0 0	0.00 0.00	0.00 0.00	0.00 0.00	Miesar - GPF_ORA_03b Miesar - GPF_ORA_03b
Potable Water Construction Operation Operation	Water truck	Rigid	0/01/1900	0/01/1900	0	0.00	0.00	0.00	Miles - GPF_ORA_03b
	Water truck	Rigid	0/01/1900	0/01/1900	0.00	0.00	0.00	0.00	Miles - GPF_ORA_03b
	Water truck	Rigid	0/01/1900	0/01/1900	0.00	0.00	0.00	0.00	Miles - GPF_ORA_03b
Consumables Camp Construction Camp Operation	Food truck	Rigid	0/01/1900	0/01/1900	0	0	0.00	0.00	Brisbane - GPF_ORA_03b
	Food truck	Rigid	0/01/1900	0/01/1900	0.00	0.00	0.00	0.00	Brisbane - GPF_ORA_03b
Other	Nil other								

CAMP Online 2	Description	Vehicle Type	Beginning Date	Ending Date	Duration (Days)	Total Loads	Average Trips per day	Delivery Frequency (1 truck empty to daily)	Route Description
Building - Materials No mobile homes - 0	1 mobile homes - arrive	Articulated	0/01/1900	0/01/1900	28	0	0.00	0.00	Brisbane - GPF_ORA_03b
	- 0 mobile homes - depart	Articulated	0/01/1900	0/01/1900	14	0	0.00	0.00	Miles - GPF_ORA_03b
	General materials	Articulated	0/01/1900	0/01/1900	28	0.00	0.00	0.00	Brisbane - GPF_ORA_03b
Building - Construction Machinery	Mobile cranes - travel to site	Articulated	0/01/1900	0/01/1900	7	0	0.00	0.00	Brisbane - GPF_ORA_03b
	Concrete truck Backhoe - travel to site	Rigid Articulated	0/01/1900 0/01/1900	0/01/1900 0/01/1900	28 7	0 0	0.00 0.00	0.00 0.00	Miles - GPF_ORA_03b Brisbane - GPF_ORA_03b
Staff	20 WTF construction staff 20 ppl per bus 2 week shift	Rigid	0/01/1900	0/01/1900	0	0.00	0.00	0.00	Miesar - GPF_ORA_03b
	10 establishment staff 1 person per car								
	0 2wk shift 40 establishment staff	Light	0/01/1900	0/01/1900	0	0.00	0.00	0.00	Miesar - GPF_ORA_03b
	20ppl per bus 2wk shift 10 establishment staff 1 person per car 2wk shift	Rigid Light	0/01/1900 0/01/1900	0/01/1900 0/01/1900	0 0	0.00 0.00	0.00 0.00	0.00 0.00	Miesar - GPF_ORA_03b Miesar - GPF_ORA_03b
Potable Water Construction Operation Operation	Water truck	Rigid	0/01/1900	0/01/1900	0	0.00	0.00	0.00	Miles - GPF_ORA_03b
	Water truck	Rigid	0/01/1900	0/01/1900	0.00	0.00	0.00	0.00	Miles - GPF_ORA_03b
	Water truck	Rigid	0/01/1900	0/01/1900	0.00	0.00	0.00	0.00	Miles - GPF_ORA_03b
Consumables Camp Construction Camp Operation	Food truck	Rigid	0/01/1900	0/01/1900	0	0	0.00	0.00	Brisbane - GPF_ORA_03b
	Food truck	Rigid	0/01/1900	0/01/1900	0.00	0.00	0.00	0.00	Brisbane - GPF_ORA_03b
Other	Nil other								

CAMP Online 3	Description	Vehicle Type	Beginning Date	Ending Date	Duration (Days)	Total Loads	Average Trips per day	Delivery Frequency (1 truck empty to daily)	Route Description
Building - Materials No mobile homes - 0	1 mobile homes - arrive	Articulated	0/01/1900	0/01/1900	28	0	0.00	0.00	Brisbane - GPF_ORA_03b
	- 0 mobile homes - depart	Articulated	0/01/1900	0/01/1900	14	0	0.00	0.00	Miles - GPF_ORA_03b
	General materials	Articulated	0/01/1900	0/01/1900	28	0.00	0.00	0.00	Brisbane - GPF_ORA_03b
Building - Construction Machinery	Mobile cranes - travel to site	Articulated	0/01/1900	0/01/1900	7	0	0.00	0.00	Brisbane - GPF_ORA_03b
	Concrete truck Backhoe - travel to site	Rigid Articulated	0/01/1900 0/01/1900	0/01/1900 0/01/1900	28 7	0 0	0.00 0.00	0.00 0.00	Miles - GPF_ORA_03b Brisbane - GPF_ORA_03b
Staff	20 WTF construction staff 20 ppl per bus 2 week shift	Rigid	0/01/1900	0/01/1900	0	0.00	0.00	0.00	Miesar - GPF_ORA_03b
	10 establishment staff 1 person per car								
	0 2wk shift 40 establishment staff	Light	0/01/1900	0/01/1900	0	0.00	0.00	0.00	Miesar - GPF_ORA_03b
	20ppl per bus 2wk shift 10 establishment staff 1 person per car 2wk shift	Rigid Light	0/01/1900 0/01/1900	0/01/1900 0/01/1900	0 0	0.00 0.00	0.00 0.00	0.00 0.00	Miesar - GPF_ORA_03b Miesar - GPF_ORA_03b
Potable Water Construction Operation Operation	Water truck	Rigid	0/01/1900	0/01/1900	0	0.00	0.00	0.00	Miles - GPF_ORA_03b
	Water truck	Rigid	0/01/1900	0/01/1900	0.00	0.00	0.00	0.00	Miles - GPF_ORA_03b
	Water truck	Rigid	0/01/1900	0/01/1900	0.00	0.00	0.00	0.00	Miles - GPF_ORA_03b
Consumables Camp Construction Camp Operation	Food truck	Rigid	0/01/1900	0/01/1900	0	0	0.00	0.00	Brisbane - GPF_ORA_03b
	Food truck	Rigid	0/01/1900	0/01/1900	0.00	0.00	0.00	0.00	Brisbane - GPF_ORA_03b
Other	Nil other								

CAMP Online 4	Description	Vehicle Type	Beginning Date	Ending Date	Duration (Days)	Total Loads	Average Trips per day	Delivery Frequency (1 truck empty to daily)	Route Description
Building - Materials No mobile homes - 0	1 mobile homes - arrive	Articulated	0/01/1900	0/01/1900	28	0	0.00	0.00	Brisbane - GPF_ORA_03b
	- 0 mobile homes - depart	Articulated	0/01/1900	0/01/1900	14	0	0.00	0.00	Miles - GPF_ORA_03b
	General materials	Articulated	0/01/1900	0/01/1900	28	0.00	0.00	0.00	Brisbane - GPF_ORA_03b
Building - Construction Machinery	Mobile cranes - travel to site	Articulated	0/01/1900	0/01/1900	7	0	0.00	0.00	Brisbane - GPF_ORA_03b
	Concrete truck Backhoe - travel to site	Rigid Articulated	0/01/1900 0/01/1900	0/01/1900 0/01/1900	28 7	0 0	0.00 0.00	0.00 0.00	Miles - GPF_ORA_03b Brisbane - GPF_ORA_03b
Staff	20 WTF construction staff 20 ppl per bus 2 week shift	Rigid	0/01/1900	0/01/1900	0	0.00	0.00	0.00	Miesar - GPF_ORA_03b
	10 establishment staff 1 person per car								
	0 2wk shift 40 establishment staff	Light	0/01/1900	0/01/1900	0	0.00	0.00	0.00	Miesar - GPF_ORA_03b
	20ppl per bus 2wk shift 10 establishment staff 1 person per car 2wk shift	Rigid Light	0/01/1900 0/01/1900	0/01/1900 0/01/1900	0 0	0.00 0.00	0.00 0.00	0.00 0.00	Miesar - GPF_ORA_03b Miesar - GPF_ORA_03b
Potable Water Construction Operation Operation	Water truck	Rigid	0/01/1900	0/01/1900	0	0.00	0.00	0.00	Miles - GPF_ORA_03b
	Water truck	Rigid	0/01/1900	0/01/1900	0.00	0.00	0.00	0.00	Miles - GPF_ORA_03b
	Water truck	Rigid	0/01/1900	0/01/1900	0.00	0.00	0.00	0.00	Miles - GPF_ORA_03b
Consumables Camp Construction Camp Operation	Food truck	Rigid	0/01/1900	0/01/1900	0	0	0.00	0.00	Brisbane - GPF_ORA_03b
	Food truck	Rigid	0/01/1900	0/01/1900	0.00	0.00	0.00	0.00	Brisbane - GPF_ORA_03b
Other	Nil other								

WTF CONSTRUCTION Online 1	Description	Vehicle Type	Beginning Date	Ending Date	Duration (Days)	Total Loads	Average Trips per day	Delivery Frequency (1 truck empty to daily)	Route Description
Building - Materials	Construction materials Ex Gladstone	Road Train	0/01/1900	0/01/1900	0	0	0.00	0.00	Gladstone - GPF_ORA_03b
	0 Construction materials Ex Brisbane	Road Train	0/01/1900	0/01/1900	0	0	0.00	0.00	Brisbane - GPF_ORA_03b
	NO Units transport	Overseize	0/01/1900	0/01/1900	0	0	0.00	0.00	Brisbane - GPF_ORA_03b
	Gravel truck	Road Train	0/01/1900	0/01/1900	0	0	0.00	0.00	Miles - GPF_ORA_03b
Building - Construction Machinery	WTF construction machinery	Articulated	0/01/1900	0/01/1900	7	0	0.00	0.00	Brisbane - GPF_ORA_03b
	Concrete truck	Rigid	0/01/1900	0/01/1900	0	0	0.00	0.00	Miles - GPF_ORA_03b
Access to WTF/Camp	Gravel truck	Road Train	0/01/1900	0/01/1900	30	0	0.00	0.00	Miles - GPF_ORA_03b
Access - Construction Machinery	All access machinery already on site. No additional movement on public roads.								
Staff	Staff travel daily to site from camp within internal constructed roads. No additional travel on public roads								
Potable Water	Potable water taken to site from camp. No additional movement on public roads								
Non potable water	Water truck	Rigid	0/01/1900	0/01/1900	0	0.00	0.00	0.00	Miles - GPF_ORA_03b
Fuel	Fuel truck Fuel tanker	Rigid Road Train	0/01/1900 0/01/1900	0/01/1900 0/01/1900	0 0	0.00 0.00	0.00 0.00	0.00 0.00	Miles - GPF_ORA_03b Brisbane - Miles
Waste	Solid waste disposal Liquid waste disposal	Articulated Articulated	0/01/1900 0/01/1900	0/01/1900 0/01/1900	0 0	0.00 0.00	0.00 0.00	0.00 0.00	Miles - GPF_ORA_03b Miles - GPF_ORA_03b
Consumables	Nil consumables								
Other	Nil other								

WTF CONSTRUCTION Online 2	Description	Vehicle Type	Beginning Date	Ending Date	Duration (Days)	Total Loads	Average Trips per day	Delivery Frequency (1 truck empty to daily)	Route Description
------------------------------	-------------	--------------	----------------	-------------	--------------------	-------------	--------------------------	---	-------------------

Building - Materials	Construction materials Ex Gladstone	Road Train	0/01/1900	0/01/1900	0	0	0.00	0.00	Gladstone - GPF_ORA_03b
	Construction materials Ex Brisbane	Road Train	0/01/1900	0/01/1900	0	0	0.00	0.00	Brisbane - GPF_ORA_03b
	RO Units transport	Overseas	0/01/1900	0/01/1900	0	0	0.00	0.00	Brisbane - GPF_ORA_03b
	Gravel truck	Road Train	0/01/1900	0/01/1900	0	0	0.00	0.00	Miles - GPF_ORA_03b
Building - Construction Machinery	WTF construction machinery	Articulated Rigid	0/01/1900	0/01/1900	7	0	0.00	0.00	Brisbane - GPF_ORA_03b
	Concrete truck		0/01/1900	0/01/1900	0	0	0.00	0.00	Miles - GPF_ORA_03b
Access to WTF/Camp	Gravel truck	Road Train	0/01/1900	0/01/1900	30	0	0.00	0.00	Miles - GPF_ORA_03b
Access - Construction Machinery	All access machinery already on site. No additional movement on public roads								
Staff	Staff travel daily to site from camp within internal constructed roads. No additional travel on public roads								
Potable Water	Potable water taken to site from camp. No additional movement on public roads								
Non-potable water	Water truck	Rigid	0/01/1900	0/01/1900	0	0.00	0.00	0.00	Miles - GPF_ORA_03b
Fuel	Fuel truck	Rigid Road Train	0/01/1900	0/01/1900	0	0.00	0.00	0.00	Miles - GPF_ORA_03b
	Fuel tanker		0/01/1900	0/01/1900	0	0.00	0.00	0.00	Brisbane - Miles
Waste	Solid waste disposal	Articulated	0/01/1900	0/01/1900	0	0.00	0.00	0.00	Miles - GPF_ORA_03b
	Liquid waste disposal	Articulated	0/01/1900	0/01/1900	0	0.00	0.00	0.00	Miles - GPF_ORA_03b
Consumables	Nil consumables								
Other	Nil other								

WTF CONSTRUCTION Online 2	Description	Vehicle Type	Beginning Date	Ending Date	Duration (Days)	Total Loads	Average Trips per day	Delivery Frequency (1 truck loading or empty)	Route Description
Building - Materials	Construction materials Ex Gladstone	Road Train	0/01/1900	0/01/1900	0	0	0.00	0.00	Gladstone - GPF_ORA_03b
	Construction materials Ex Brisbane	Road Train	0/01/1900	0/01/1900	0	0	0.00	0.00	Brisbane - GPF_ORA_03b
	RO Units transport	Overseas	0/01/1900	0/01/1900	0	0	0.00	0.00	Brisbane - GPF_ORA_03b
	Gravel truck	Road Train	0/01/1900	0/01/1900	0	0	0.00	0.00	Miles - GPF_ORA_03b
Building - Construction Machinery	WTF construction machinery	Articulated Rigid	0/01/1900	0/01/1900	7	0	0.00	0.00	Brisbane - GPF_ORA_03b
	Concrete truck		0/01/1900	0/01/1900	0	0	0.00	0.00	Miles - GPF_ORA_03b
Access to WTF/Camp	Gravel truck	Road Train	0/01/1900	0/01/1900	30	0	0.00	0.00	Miles - GPF_ORA_03b
Access - Construction Machinery	All access machinery already on site. No additional movement on public roads								
Staff	Staff travel daily to site from camp within internal constructed roads. No additional travel on public roads								
Potable Water	Potable water taken to site from camp. No additional movement on public roads								
Non-potable water	Water truck	Rigid	0/01/1900	0/01/1900	0	0.00	0.00	0.00	Miles - GPF_ORA_03b
Fuel	Fuel truck	Rigid Road Train	0/01/1900	0/01/1900	0	0.00	0.00	0.00	Miles - GPF_ORA_03b
	Fuel tanker		0/01/1900	0/01/1900	0	0.00	0.00	0.00	Brisbane - Miles
Waste	Solid waste disposal	Articulated	0/01/1900	0/01/1900	0	0.00	0.00	0.00	Miles - GPF_ORA_03b
	Liquid waste disposal	Articulated	0/01/1900	0/01/1900	0	0.00	0.00	0.00	Miles - GPF_ORA_03b
Consumables	Nil consumables								
Other	Nil other								

WTF CONSTRUCTION Online 4	Description	Vehicle Type	Beginning Date	Ending Date	Duration (Days)	Total Loads	Average Trips per day	Delivery Frequency (1 truck loading or empty)	Route Description
Building - Materials	Construction materials Ex Gladstone	Road Train	0/01/1900	0/01/1900	0	0	0.00	0.00	Gladstone - GPF_ORA_03b
	Construction materials Ex Brisbane	Road Train	0/01/1900	0/01/1900	0	0	0.00	0.00	Brisbane - GPF_ORA_03b
	RO Units transport	Overseas	0/01/1900	0/01/1900	0	0	0.00	0.00	Brisbane - GPF_ORA_03b
	Gravel truck	Road Train	0/01/1900	0/01/1900	0	0	0.00	0.00	Miles - GPF_ORA_03b
Building - Construction Machinery	WTF construction machinery	Articulated Rigid	0/01/1900	0/01/1900	7	0	0.00	0.00	Brisbane - GPF_ORA_03b
	Concrete truck		0/01/1900	0/01/1900	0	0	0.00	0.00	Miles - GPF_ORA_03b
Access to WTF/Camp	Gravel truck	Road Train	0/01/1900	0/01/1900	30	0	0.00	0.00	Miles - GPF_ORA_03b
Access - Construction Machinery	All access machinery already on site. No additional movement on public roads								
Staff	Staff travel daily to site from camp within internal constructed roads. No additional travel on public roads								
Potable Water	Potable water taken to site from camp. No additional movement on public roads								
Non-potable water	Water truck	Rigid	0/01/1900	0/01/1900	0	0.00	0.00	0.00	Miles - GPF_ORA_03b
Fuel	Fuel truck	Rigid Road Train	0/01/1900	0/01/1900	0	0.00	0.00	0.00	Miles - GPF_ORA_03b
	Fuel tanker		0/01/1900	0/01/1900	0	0.00	0.00	0.00	Brisbane - Miles
Waste	Solid waste disposal	Articulated	0/01/1900	0/01/1900	0	0.00	0.00	0.00	Miles - GPF_ORA_03b
	Liquid waste disposal	Articulated	0/01/1900	0/01/1900	0	0.00	0.00	0.00	Miles - GPF_ORA_03b
Consumables	Nil consumables								
Other	Nil other								

WTF OPERATION	Description	Vehicle Type	Beginning Date	Ending Date	Duration (Days)	Total Loads	Average Trips per day	Delivery Frequency (1 truck loading or empty)	Route Description
Maintenance Vehicles	Maintenance trucks	Articulated	0/01/1900	18/12/1949	18250	0.00	0.00	0.00	Miles - GPF_ORA_03b
Maintenance Equipment	Nil maintenance equipment								
Staff	0 WTF operation staff 20 ppl per bus 2 week shift	Rigid	0/01/1900	18/12/1949	18250	0.00	0.00	0.00	Milesar - GPF_ORA_03b
	10 WTF operation staff 1 ppl per car 2 week shift								
Potable Water	Water truck	Rigid	0/01/1900	18/12/1949	18250	0.00	0.00	0.00	Miles - GPF_ORA_03b
Non-potable water	Non-potable water to be available locally (drill water). No transport on public roads								
Fuel	Fuel truck	Rigid Road Train	0/01/1900	18/12/1949	18250	0.00	0.00	0.00	Miles - GPF_ORA_03b
	Fuel tanker								
Waste	Solid waste disposal	Articulated	0/01/1900	18/12/1949	18250	0.00	0.00	0.00	Miles - GPF_ORA_03b
Consumables	Food truck	Rigid	0/01/1900	18/12/1949	18250	0	0.00	0.00	Miles - GPF_ORA_03b
Other									

									GPF_ORA_03b
Traffic Summary - Major items									
Vehicle	Capacity	No. Loads	Quantity						
Fuel truck	15000	1351	20,259,814 L						
Fuel tanker	34000	595	20,259,814 L						
Concrete truck	7.4	1121	8,298 m³						
Water truck	20000	29135	582,699,547 L						
Food truck	5000	3466	17,330,615 kg						
Gravel truck	40	2502	100,094 m³						
Total movements all vehicles on public roads									
Total trips all vehicles on public roads	81,435								
Total Distance Travelled	182,870								
Average L/km	17,347,162	VKT							
Average Trip Distance	1.168	L/km							
	108.5	km							

Well Construction	Description	Vehicle Type	Beginning Date	Ending Date	Duration (Days)	Total Required per well	Average Trips per day per well		Route Description
Building - Materials	Construction materials Ex Gladstone	Articulated	1/01/2010	31/12/2015	365.25	2.00	0.01		Gladstone - GPF_CON_01b
	Construction materials Ex Brisbane	Articulated	1/01/2010	31/12/2015	365.25	4.00	0.02		Brisbane - GPF_CON_01b
	Gravel truck	Road Train	1/01/2010	31/12/2015	365.25	0.42	0.00		Brisbane - GPF_CON_01b
Pad - Materials	Concrete truck	Road Train	1/01/2010	31/12/2015	365.25	3.04	0.02		Miles - GPF_CON_01b
Building - Construction Machinery	Drill/workover rigs - Travel to site	Articulated	1/01/2010	31/12/2015	365.25	2	0.01		Brisbane - GPF_CON_01b
Staff	Staff travel daily to site from camp within internal constructed roads. No additional travel on public roads								
Potable Water	Potable water taken to site from camp. No additional movement on public roads								
Non potable water and waste water	Non potable water sourced from drill well. No additional movement on public roads								
Fuel	Fuel truck	Rigid	1/01/2010	31/12/2015	365.25	2.80	0.02		Miles - GPF_CON_01b
	Fuel tanker	Road Train	1/01/2010	31/12/2015	365.25	1.24	0.01		Brisbane - Miles
Waste	Solid waste disposal	Articulated	1/01/2010	31/12/2015	365.25	1.00	0.01		Miles - GPF_CON_01b
Consumables	Nil consumables								
Other	Nil other								

Well Operation	Description	Vehicle Type	Beginning Date	Ending Date	Duration (Days)	Total Loads	Average Trips per day		Route Description
Maintenance Vehicles	Maintenance truck	Articulated	1/01/2010	20/12/2009	365.25	12.00	0.07		Miles - GPF_CON_01b
Maintenance Equipment	Nil maintenance equipment								

Component

HP Network

ID	GPF_CON_01b
Begin HP Network Construction	1/10/2013 (Same timing as GPF)
End HP Network Construction	25/11/2013
Length of HP Pipe	22.05 km
Construction Rate	0.4 km/day
Construction Time	55.1 days
Truck capacity	162 m³/truck
Staff	80 people

CAMP	Description	Vehicle Type	Beginning Date	Ending Date	Duration (Days)	Total Loads	Average Trips per day	Delivery Frequency (1 truck every 10 days)	Route Description
Building - Materials	80 mobile homes - arrive	Articulated	3/09/2013	1/10/2013	28	80	5.71	0.35	Brisbane - GPF_CON_01b
	80 mobile homes - depart	Articulated	25/11/2013	23/12/2013	28	80	5.71	0.35	Miles - GPF_CON_01b
	General materials	Articulated	3/09/2013	1/10/2013	28	2.67	0.19	10.50	Brisbane - GPF_CON_01b
Building - Construction Machinery	Concrete truck	Rigid	3/09/2013	1/10/2013	28	27	1.93	1.04	Miles - GPF_CON_01b
Staff	60 HP Network Staff								
	20 ppl per bus	Rigid	1/10/2013	25/11/2013	55.114575	9.06	0.33	6.08	Misair - GPF_CON_01b
	4 week shift continuous								
	20 HP Network staff	Light	1/10/2013	25/11/2013	55.114575	60.40	2.19	0.91	Misair - GPF_CON_01b
	1 person per car								
	4 week shift continuous								
	40 establishment staff								
	20ppl per bus	Rigid	3/09/2013	1/10/2013	28	4.00	0.29	7.00	Misair - GPF_CON_01b
	2wk shift								
	10 establishment staff								
	1 person per car	Light	3/09/2013	1/10/2013	28	20.00	1.43	1.40	Misair - GPF_CON_01b
	2wk shift								
Potable Water	Water truck	Rigid	3/09/2013	1/10/2013	28	14.00	1.00	2.00	Miles - GPF_CON_01b
	Construction	Rigid	1/10/2013	25/11/2013	55.11	22.05	0.80	2.50	Miles - GPF_CON_01b
	Operation	Rigid	1/10/2013	25/11/2013	55.11	22.05	0.80	2.50	Miles - GPF_CON_01b
Consumables	Food truck	Rigid	3/09/2013	1/10/2013	28	0.84	0.06	33.33	Brisbane - GPF_CON_01b
	Camp Construction	Rigid	1/10/2013	25/11/2013	55.11	2.65	0.10	20.83	Gladstone - GPF_CON_01b
	Camp Operation	Rigid	1/10/2013	25/11/2013	55.11	2.65	0.10	20.83	Brisbane - GPF_CON_01b
Other	Nil other								

HP Network Construction	Description	Vehicle Type	Beginning Date	Ending Date	Duration (Days)	Total Loads	Average Trips per day per site		Route Description
Building - Materials	HP Pipe delivery	Articulated	1/09/2013	26/10/2013	55.114575	54.43	1.98	1.01	Gladstone - GPF_CON_01b
	HP Pipe delivery	Articulated	1/09/2013	26/10/2013	55.114575	81.65	2.96	0.68	Brisbane - GPF_CON_01b
	Fittings and miscellaneous	Articulated	1/10/2013	25/11/2013	55.114575	44.09	1.60	1.25	Gladstone - GPF_CON_01b
Building - Construction Machinery	Construction machinery - Travel to site	Articulated	1/10/2013	25/11/2013	55.114575	20	0.73	2.76	Brisbane - GPF_CON_01b
Staff	Staff travel daily to site from camp within internal constructed roads. No additional travel on public roads								
Potable Water	Potable water taken to site from camp. No additional movement on public roads								
Non-potable water and waste water	Non potable water sourced from drill well. No additional movement on public roads								
Fuel	Fuel truck	Rigid	1/10/2013	25/11/2013	55.114575	18.37	0.67		Miles - GPF_CON_01b
	Fuel tanker	Road Train	1/10/2013	25/11/2013	55.114575	8.11	0.29	6.80	Brisbane - Miles
Waste	Solid waste disposal	Articulated	1/10/2013	25/11/2013	55.114575	7.87	0.29		Miles - GPF_CON_01b
Consumables	Nil consumables								
Other	Nil other								

Component

Gas and Water Gathering

ID	GPF_CON_01b
Begin gathering construction	1/01/2010 (Same timing as drilling)
End gathering construction	31/12/2015 (Same timing as drilling)
Staff	120 people

CAMP	Description	Vehicle Type	Beginning Date	Ending Date	Duration (Days)	Total Loads	Average Trips per day	Delivery Frequency (1 truck every 10 days)	Route Description
Building - Materials	120 mobile homes - arrive	Articulated	4/12/2009	1/01/2010	28	120	8.57	0.23	Brisbane - GPF_CON_01b
	120 mobile homes - depart	Articulated	31/12/2015	28/01/2016	28	120	8.57	0.23	Miles - GPF_CON_01b
	General materials	Articulated	4/12/2009	1/01/2010	28	4.00	0.29	7.00	Brisbane - GPF_CON_01b
Building - Construction Machinery	Concrete truck	Rigid	4/12/2009	1/01/2010	28	41	2.90	0.69	Miles - GPF_CON_01b
Staff	100 Gathering Staff								
	20 ppl per bus	Rigid	1/01/2010	31/12/2015	2190	600.00	0.55	3.65	Misair - GPF_CON_01b
	4 week shift continuous								
	20 HP Gathering Staff	Light	1/01/2010	31/12/2015	2190	2400.00	2.19	0.91	Misair - GPF_CON_01b
	1 person per car								
	4 week shift continuous								
	40 establishment staff								
	20ppl per bus	Rigid	4/12/2009	1/01/2010	28	4.00	0.29	7.00	Misair - GPF_CON_01b
	2wk shift								
	10 establishment staff								
	1 person per car	Light	4/12/2009	1/01/2010	28	20.00	1.43	1.40	Misair - GPF_CON_01b
	2wk shift								
Potable Water	Water truck	Rigid	4/12/2009	1/01/2010	28	14.00	1.00	2.00	Miles - GPF_CON_01b
	Construction	Rigid	1/01/2010	31/12/2015	2190.00	1314.00	1.20	1.67	Miles - GPF_CON_01b
	Operation	Rigid	1/01/2010	31/12/2015	2190.00	1314.00	1.20	1.67	Miles - GPF_CON_01b
Consumables	Food truck	Rigid	4/12/2009	1/01/2010	28	1.68	0.12	16.67	Brisbane - GPF_CON_01b
	Camp Construction	Rigid	1/01/2010	31/12/2015	2190.00	157.68	0.14	13.89	Brisbane - GPF_CON_01b
	Camp Operation	Rigid	1/01/2010	31/12/2015	2190.00	157.68	0.14	13.89	Gladstone - GPF_CON_01b
Other	Nil other								

Gathering Construction	Description	Vehicle Type	Beginning Date	Ending Date	Duration (Days)	Total Loads Required per well network	Average Trips per day per well network		Route Description
Building - Materials	Pipe Materials	Articulated	1/01/2010	31/12/2015	365	1.13	0.01		Townsville - GPF_CON_01b
	Pipe Materials	Articulated	1/01/2010	31/12/2015	365	1.13	0.01		Brisbane - GPF_CON_01b
Building - Construction Machinery	Equipment Travel	Articulated	25/12/2009	1/01/2010	7	20 (total - not per well)	5.71		Brisbane - GPF_CON_01b
Staff	Staff travel daily to site from camp within internal constructed roads. No additional travel on public roads								
Potable Water	Potable water taken to site from camp. No additional movement on public roads								
Non-potable water and waste water	Non potable water sourced from drill well. No additional movement on public roads								
Fuel	Fuel truck	Rigid	1/01/2010	31/12/2015	365	2.80	0.02		Miles - GPF_CON_01b
	Fuel tanker	Road Train	1/01/2010	31/12/2015	365	1.24	0.01		Brisbane - Miles
Waste	Solid waste removal	Articulated	1/01/2010	31/12/2015	365	1.00	0.01		Miles - GPF_CON_01b
Consumables	Nil consumables								
Other	Nil other								

Component

Water Treatment Facilities

GPF ID	GPF_CON_01b
WTF ID	Talga WTF
Online 1 - Begin Construction	2/04/2012
Online 1 - Completion Date	1/01/2013
Online 1 - Capacity	20
Online 1 - Staff	75
Online 1 - Build Time	274
Online 2 - Begin Construction	0/01/1900
Online 2 - Completion Date	0/01/1900
Online 2 - Capacity	0

Online 2 - Staff 0
 Online 2 - Build Time 0
 Online 3 - Begin Construction 0/01/1900
 Online 3 - Completion Date 0/01/1900
 Online 3 - Capacity 0
 Online 3 - Staff 0
 Online 3 - Build Time 0
 Online 4 - Begin Construction 0/01/1900
 Online 4 - Completion Date 0/01/1900
 Online 4 - Capacity 0
 Online 4 - Staff 0
 Online 4 - Build Time 0

CAMP Online 1	Description	Vehicle Type	Beginning Date	Ending Date	Duration (Days)	Total Loads	Average Trips per day	Delivery Frequency (1 truck entry or days)	Route Description
Building - Materials No mobile homes - 75	75 mobile homes - arrive	Articulated	5/03/2012	2/04/2013	28	75	5.36	0.31	Brisbane - GPF_CON_01b
	75 mobile homes - depart	Articulated	1/01/2013	29/01/2013	28	75	5.36	0.37	Miles - GPF_CON_01b
	General materials	Articulated	5/03/2012	2/04/2012	28	2.50	0.18	11.20	Brisbane - GPF_CON_01b
Building - Construction Machinery	Mobile cranes - travel to site	Articulated	27/02/2012	5/03/2012	7	1	0.29	7.00	Brisbane - GPF_CON_01b
	Concrete truck	Rigid	5/03/2012	2/04/2012	28	25	1.81	1.11	Miles - GPF_CON_01b
	Backhoe - travel to site	Articulated	27/02/2012	5/03/2012	7	1	0.29	7.00	Brisbane - GPF_CON_01b
Staff	55 WTF construction staff 20 ppl per bus 2 week shift	Rigid	2/04/2012	1/01/2013	274	53.82	0.39	5.09	Misair - GPF_CON_01b
	20 establishment staff 1 person per car								
	75 2wk shift 40 establishment staff 20ppl per bus	Light	2/04/2012	1/01/2013	274	391.43	2.86	0.70	Misair - GPF_CON_01b
	2wk shift 10 establishment staff 1 person per car	Rigid	5/03/2012	2/04/2012	28	4.00	0.29	7.00	Misair - GPF_CON_01b
	2wk shift	Light	5/03/2012	2/04/2012	28	20.00	1.43	1.40	Misair - GPF_CON_01b
Potable Water Construction Operation	Water truck	Rigid	5/03/2012	2/04/2012	28	14.00	1.00	2.00	Miles - GPF_CON_01b
	Water truck	Rigid	2/04/2012	1/01/2013	274.00	102.75	0.75	2.67	Miles - GPF_CON_01b
	Water truck	Rigid	2/04/2012	1/01/2013	274.00	102.75	0.75	2.67	Miles - GPF_CON_01b
Consumables Camp Construction Camp Operation	Food truck	Rigid	5/03/2012	2/04/2012	28	1.68	0.12	16.67	Brisbane - GPF_CON_01b
	Food truck	Rigid	2/04/2012	1/01/2013	274.00	24.66	0.18	11.11	Brisbane - GPF_CON_01b
Other	Nil other								

CAMP Online 2	Description	Vehicle Type	Beginning Date	Ending Date	Duration (Days)	Total Loads	Average Trips per day	Delivery Frequency (1 truck entry or days)	Route Description
Building - Materials No mobile homes - 0	75 mobile homes - arrive	Articulated	0/01/1900	0/01/1900	28	0	0.00	0.00	Brisbane - GPF_CON_01b
	0 mobile homes - depart	Articulated	0/01/1900	0/01/1900	14	0	0.00	0.00	Miles - GPF_CON_01b
	General materials	Articulated	0/01/1900	0/01/1900	28	0.00	0.00	0.00	Brisbane - GPF_CON_01b
Building - Construction Machinery	Mobile cranes - travel to site	Articulated	0/01/1900	0/01/1900	7	0	0.00	0.00	Brisbane - GPF_CON_01b
	Concrete truck	Rigid	0/01/1900	0/01/1900	28	0	0.00	0.00	Miles - GPF_CON_01b
	Backhoe - travel to site	Articulated	0/01/1900	0/01/1900	7	0	0.00	0.00	Brisbane - GPF_CON_01b
Staff	30 WTF construction staff 20 ppl per bus 2 week shift	Rigid	0/01/1900	0/01/1900	0	0.00	0.00	0.00	Misair - GPF_CON_01b
	10 establishment staff 1 person per car								
	0 2wk shift 40 establishment staff 20ppl per bus	Light	0/01/1900	0/01/1900	0	0.00	0.00	0.00	Misair - GPF_CON_01b
	2wk shift 10 establishment staff 1 person per car	Rigid	0/01/1900	0/01/1900	0	0.00	0.00	0.00	Misair - GPF_CON_01b
	2wk shift	Light	0/01/1900	0/01/1900	0	0.00	0.00	0.00	Misair - GPF_CON_01b
Potable Water Construction Operation	Water truck	Rigid	0/01/1900	0/01/1900	0	0.00	0.00	0.00	Miles - GPF_CON_01b
	Water truck	Rigid	0/01/1900	0/01/1900	0.00	0.00	0.00	0.00	Miles - GPF_CON_01b
	Water truck	Rigid	0/01/1900	0/01/1900	0.00	0.00	0.00	0.00	Miles - GPF_CON_01b
Consumables Camp Construction Camp Operation	Food truck	Rigid	0/01/1900	0/01/1900	0	0	0.00	0.00	Brisbane - GPF_CON_01b
	Food truck	Rigid	0/01/1900	0/01/1900	0.00	0.00	0.00	0.00	Brisbane - GPF_CON_01b
Other	Nil other								

CAMP Online 3	Description	Vehicle Type	Beginning Date	Ending Date	Duration (Days)	Total Loads	Average Trips per day	Delivery Frequency (1 truck entry or days)	Route Description
Building - Materials No mobile homes - 0	75 mobile homes - arrive	Articulated	0/01/1900	0/01/1900	28	0	0.00	0.00	Brisbane - GPF_CON_01b
	0 mobile homes - depart	Articulated	0/01/1900	0/01/1900	14	0	0.00	0.00	Miles - GPF_CON_01b
	General materials	Articulated	0/01/1900	0/01/1900	28	0.00	0.00	0.00	Brisbane - GPF_CON_01b
Building - Construction Machinery	Mobile cranes - travel to site	Articulated	0/01/1900	0/01/1900	7	0	0.00	0.00	Brisbane - GPF_CON_01b
	Concrete truck	Rigid	0/01/1900	0/01/1900	28	0	0.00	0.00	Miles - GPF_CON_01b
	Backhoe - travel to site	Articulated	0/01/1900	0/01/1900	7	0	0.00	0.00	Brisbane - GPF_CON_01b
Staff	30 WTF construction staff 20 ppl per bus 2 week shift	Rigid	0/01/1900	0/01/1900	0	0.00	0.00	0.00	Misair - GPF_CON_01b
	10 establishment staff 1 person per car								
	0 2wk shift 40 establishment staff 20ppl per bus	Light	0/01/1900	0/01/1900	0	0.00	0.00	0.00	Misair - GPF_CON_01b
	2wk shift 10 establishment staff 1 person per car	Rigid	0/01/1900	0/01/1900	0	0.00	0.00	0.00	Misair - GPF_CON_01b
	2wk shift	Light	0/01/1900	0/01/1900	0	0.00	0.00	0.00	Misair - GPF_CON_01b
Potable Water Construction Operation	Water truck	Rigid	0/01/1900	0/01/1900	0	0.00	0.00	0.00	Miles - GPF_CON_01b
	Water truck	Rigid	0/01/1900	0/01/1900	0.00	0.00	0.00	0.00	Miles - GPF_CON_01b
	Water truck	Rigid	0/01/1900	0/01/1900	0.00	0.00	0.00	0.00	Miles - GPF_CON_01b
Consumables Camp Construction Camp Operation	Food truck	Rigid	0/01/1900	0/01/1900	0	0	0.00	0.00	Brisbane - GPF_CON_01b
	Food truck	Rigid	0/01/1900	0/01/1900	0.00	0.00	0.00	0.00	Brisbane - GPF_CON_01b
Other	Nil other								

CAMP Online 4	Description	Vehicle Type	Beginning Date	Ending Date	Duration (Days)	Total Loads	Average Trips per day	Delivery Frequency (1 truck entry or days)	Route Description
Building - Materials No mobile homes - 0	75 mobile homes - arrive	Articulated	0/01/1900	0/01/1900	28	0	0.00	0.00	Brisbane - GPF_CON_01b
	0 mobile homes - depart	Articulated	0/01/1900	0/01/1900	14	0	0.00	0.00	Miles - GPF_CON_01b
	General materials	Articulated	0/01/1900	0/01/1900	28	0.00	0.00	0.00	Brisbane - GPF_CON_01b
Building - Construction Machinery	Mobile cranes - travel to site	Articulated	0/01/1900	0/01/1900	7	0	0.00	0.00	Brisbane - GPF_CON_01b
	Concrete truck	Rigid	0/01/1900	0/01/1900	28	0	0.00	0.00	Miles - GPF_CON_01b
	Backhoe - travel to site	Articulated	0/01/1900	0/01/1900	7	0	0.00	0.00	Brisbane - GPF_CON_01b
Staff	30 WTF construction staff 20 ppl per bus 2 week shift	Rigid	0/01/1900	0/01/1900	0	0.00	0.00	0.00	Misair - GPF_CON_01b
	10 establishment staff 1 person per car								
	0 2wk shift 40 establishment staff 20ppl per bus	Light	0/01/1900	0/01/1900	0	0.00	0.00	0.00	Misair - GPF_CON_01b
	2wk shift 10 establishment staff 1 person per car	Rigid	0/01/1900	0/01/1900	0	0.00	0.00	0.00	Misair - GPF_CON_01b
	2wk shift	Light	0/01/1900	0/01/1900	0	0.00	0.00	0.00	Misair - GPF_CON_01b
Potable Water Construction Operation	Water truck	Rigid	0/01/1900	0/01/1900	0	0.00	0.00	0.00	Miles - GPF_CON_01b
	Water truck	Rigid	0/01/1900	0/01/1900	0.00	0.00	0.00	0.00	Miles - GPF_CON_01b
	Water truck	Rigid	0/01/1900	0/01/1900	0.00	0.00	0.00	0.00	Miles - GPF_CON_01b
Consumables Camp Construction Camp Operation	Food truck	Rigid	0/01/1900	0/01/1900	0	0	0.00	0.00	Brisbane - GPF_CON_01b
	Food truck	Rigid	0/01/1900	0/01/1900	0.00	0.00	0.00	0.00	Brisbane - GPF_CON_01b
Other	Nil other								

WTF CONSTRUCTION Online 1	Description	Vehicle Type	Beginning Date	Ending Date	Duration (Days)	Total Loads	Average Trips per day	Delivery Frequency (1 truck entry or days)	Route Description
Building - Materials 20	Construction materials Ex Gladstone	Road Train	2/04/2012	1/01/2013	274	20	0.15	13.70	Gladstone - GPF_CON_01b
	Construction materials Ex Brisbane	Road Train	2/04/2012	2/04/2012	274	20	0.15	13.70	Brisbane - GPF_CON_01b
	NO Units transport	Overseiz	2/04/2012	1/01/2013	274	10	0.07	27.40	Brisbane - GPF_CON_01b
	Gravel truck	Road Train	2/04/2012	1/01/2013	274	250	1.82	1.10	Miles - GPF_CON_01b
Building - Construction Machinery	WTF construction machinery	Articulated	26/03/2012	2/04/2012	7	12	3.43	0.58	Brisbane - GPF_CON_01b
	Concrete truck	Rigid	2/04/2012	1/01/2013	274	135	0.49	2.03	Miles - GPF_CON_01b
Access to WTF/Camp	Gravel truck	Road Train	3/03/2012	2/04/2012	30	225	15.00	0.13	Miles - GPF_CON_01b
Access - Construction Machinery	All access machinery already on site. No additional movement on public roads.								
Staff	Staff travel daily to site from camp within internal constructed roads. No additional travel on public roads								
Potable Water	Potable water taken to site from camp. No additional movement on public roads								
Non potable water	Water truck	Rigid	2/04/2012	1/01/2013	274	39.14	0.29	7.00	Miles - GPF_CON_01b
Fuel	Fuel truck	Rigid	2/04/2012	1/01/2013	274	122.39	0.89	2.24	Miles - GPF_CON_01b
	Fuel tanker	Road Train	2/04/2012	1/01/2013	274	53.99	0.39		Brisbane - Miles
Waste	Solid waste disposal	Articulated	2/04/2012	1/01/2013	274	39.14	0.29	7.00	Miles - GPF_CON_01b
	Liquid waste disposal	Articulated	2/04/2012	1/01/2013	274	39.14	0.29	7.00	Miles - GPF_CON_01b
Consumables	Nil consumables								
Other	Nil other								

WTF CONSTRUCTION Online 2	Description	Vehicle Type	Beginning Date	Ending Date	Duration (Days)	Total Loads	Average Trips per day	Delivery Frequency (1 truck entry or days)	Route Description
------------------------------	-------------	--------------	----------------	-------------	--------------------	-------------	--------------------------	--	-------------------

WTF CONSTRUCTION Zone 2	Description	Vehicle Type	Beginning Date	Ending Date	Duration (Days)	Total Loads	Average Trips per day	Delivery Frequency (1 truck every 1.5 days)	Route Description
Building - Materials	Construction materials Ex Gladstone	Road Train	0/01/1900	0/01/1900	0	0	0.00	0.00	Gladstone - GPF_CON_01b
	Construction materials Ex Brisbane	Road Train	0/01/1900	0/01/1900	0	0	0.00	0.00	Brisbane - GPF_CON_01b
	RO Units transport	Oversize	0/01/1900	0/01/1900	0	0	0.00	0.00	Brisbane - GPF_CON_01b
	Gravel truck	Road Train	0/01/1900	0/01/1900	0	0	0.00	0.00	Miles - GPF_CON_01b
Building - Construction Machinery	WTF construction machinery	Articulated	0/01/1900	0/01/1900	7	0	0.00	0.00	Brisbane - GPF_CON_01b
	Concrete truck	Rigid	0/01/1900	0/01/1900	0	0	0.00	0.00	Miles - GPF_CON_01b
Access to WTF/Camp	Gravel truck	Road Train	0/01/1900	0/01/1900	30	0	0.00	0.00	Miles - GPF_CON_01b
Access - Construction Machinery	All access machinery already on site. No additional movement on public roads								
Staff	Staff travel daily to site from camp within internal constructed roads. No additional travel on public roads								
Potable Water	Potable water taken to site from camp. No additional movement on public roads								
Non-potable water	Water truck	Rigid	0/01/1900	0/01/1900	0	0.00	0.00	0.00	Miles - GPF_CON_01b
Fuel	Fuel truck	Rigid	0/01/1900	0/01/1900	0	0.00	0.00	0.00	Miles - GPF_CON_01b
	Fuel tanker	Road Train	0/01/1900	0/01/1900	0	0.00	0.00	0.00	Brisbane - Miles
Waste	Solid waste disposal	Articulated	0/01/1900	0/01/1900	0	0.00	0.00	0.00	Miles - GPF_CON_01b
	Liquid waste disposal	Articulated	0/01/1900	0/01/1900	0	0.00	0.00	0.00	Miles - GPF_CON_01b
Consumables	Nil consumables								
Other	Nil other								

WTF CONSTRUCTION Site 4	Description	Vehicle Type	Beginning Date	Ending Date	Duration (Days)	Total Loads	Average Trips per day	Delivery Frequency	Route Description
Building - Materials	Construction materials Ex Gladstone	Road Train	0/1/1900	0/1/1900	0	0	0.00	0.00	Gladstone - GPF_CON_01b
	Construction materials Ex Brisbane	Road Train	0/1/1900	0/1/1900	0	0	0.00	0.00	Brisbane - GPF_CON_01b
	PO limits transport	Overseas	0/1/1900	0/1/1900	0	0	0.00	0.00	Brisbane - GPF_CON_01b
	Gravel truck	Road Train	0/1/1900	0/1/1900	0	0	0.00	0.00	Miles - GPF_CON_01b
Building - Construction Machinery	WTF construction machinery	Articulated	0/1/1900	0/1/1900	7	0	0.00	0.00	Brisbane - GPF_CON_01b
	Concrete truck	Rigid	0/1/1900	0/1/1900	0	0	0.00	0.00	Miles - GPF_CON_01b
Access to WTF/Camp	Gravel truck	Road Train	0/1/1900	0/1/1900	30	0	0.00	0.00	Miles - GPF_CON_01b
Access - Construction Machinery	All access machinery already on site. No additional movement on public roads								
Staff	Staff travel daily to site from camp within internal constructed roads. No additional travel on public roads								
Potable Water	Potable water taken to site from camp. No additional movement on public roads								
Non potable water	Water truck	Rigid	0/1/1900	0/1/1900	0	0.00	0.00	0.00	Miles - GPF_CON_01b
Fuel	Fuel truck	Rigid	0/1/1900	0/1/1900	0	0.00	0.00	0.00	Miles - GPF_CON_01b
	Fuel tanker	Road Train	0/1/1900	0/1/1900	0	0.00	0.00	0.00	Brisbane - Miles
Waste	Solid waste disposal	Articulated	0/1/1900	0/1/1900	0	0.00	0.00	0.00	Miles - GPF_CON_01b
	Liquid waste disposal	Articulated	0/1/1900	0/1/1900	0	0.00	0.00	0.00	Miles - GPF_CON_01b
Consumables	Ni consumables								
Other	Ni other								

[illegible]

G:\3100101\00448 Walloons Expansion Project - EIS\10.0 Engineering\Transport & Urban Infrastructure\Traffic & Transport\Roads\APLNG Traffic GPF Plants v10.xls
GPF_CON_01b

Well Construction	Description	Vehicle Type	Beginning Date	Ending Date	Duration (Days)	Total Required per well	Average Trips per day per well		Route Description
Building - Materials	Construction materials Ex Gladstone	Articulated	1/01/2010	31/12/2028	365.25	2.00	0.01		Gladstone - GPF_OAN_04
	Construction materials Ex Brisbane	Articulated	1/01/2010	31/12/2028	365.25	4.00	0.02		Brisbane - GPF_OAN_04
	Gravel truck	Road Train	1/01/2010	31/12/2028	365.25	0.42	0.00		Brisbane - GPF_OAN_04
Pad - Materials	Concrete truck	Road Train	1/01/2010	31/12/2028	365.25	3.04	0.02		Mies - GPF_OAN_04
Building - Construction Machinery	Drill/workover rigs - Travel to site	Articulated	1/01/2010	31/12/2028	365.25	2	0.01		Brisbane - GPF_OAN_04
Staff	Staff travel daily to site from camp within internal constructed roads. No additional travel on public roads								
Potable Water	Potable water taken to site from camp. No additional movement on public roads								
Non potable water and waste water	Non potable water sourced from drill well. No additional movement on public roads								
Fuel	Fuel truck	Rigid	1/01/2010	31/12/2028	365.25	2.80	0.02		Mies - GPF_OAN_04
	Fuel tanker	Road Train	1/01/2010	31/12/2028	365.25	1.24	0.01		Brisbane - Mies
Waste	Solid waste disposal	Articulated	1/01/2010	31/12/2028	365.25	1.00	0.01		Mies - GPF_OAN_04
Consumables	Nil consumables								
Other	Nil other								

Well Operation	Description	Vehicle Type	Beginning Date	Ending Date	Duration (Days)	Total Loads	Average Trips per day		Route Description
Maintenance Vehicles	Maintenance truck	Articulated	1/01/2010	20/12/2009	365.25	12.00	0.07		Mies - GPF_OAN_04
Maintenance Equipment	Nil maintenance equipment								

Component

HP Network

ID	GPF_OAN_04
Begin HP Network Construction	1/10/2013 (Same timing as GPF)
End HP Network Construction	25/11/2013
Length of HP Pipe	22.05 km
Construction Rate	0.4 km/day
Construction Time	55.1 days
Truck capacity	162 m³/truck
Staff	80 people

CAMP	Description	Vehicle Type	Beginning Date	Ending Date	Duration (Days)	Total Loads	Average Trips per day	Delivery Frequency (1 truck every 10 days)	Route Description
Building - Materials	80 mobile homes - arrive	Articulated	3/09/2013	1/10/2013	28	80	5.71	0.35	Brisbane - GPF_OAN_04
	80 mobile homes - depart	Articulated	25/11/2013	23/12/2013	28	80	5.71	0.35	Mies - GPF_OAN_04
	General materials	Articulated	3/09/2013	1/10/2013	28	2.67	0.19	10.50	Brisbane - GPF_OAN_04
Building - Construction Machinery	Concrete truck	Rigid	3/09/2013	1/10/2013	28	27	1.93	1.04	Mies - GPF_OAN_04
Staff	60 HP Network Staff								
	20 ppl per bus	Rigid	1/10/2013	25/11/2013	55.114575	9.06	0.33	6.08	Miesair - GPF_OAN_04
	4 week shift continuous								
	20 HP Network staff	Light	1/10/2013	25/11/2013	55.114575	60.40	2.19	0.91	Miesair - GPF_OAN_04
	1 person per car								
	4 week shift continuous								
Potable Water	40 establishment staff								
	20ppl per bus	Rigid	3/09/2013	1/10/2013	28	4.00	0.29	7.00	Miesair - GPF_OAN_04
	2wk shift	Light	3/09/2013	1/10/2013	28	20.00	1.43	1.40	Miesair - GPF_OAN_04
Construction	Water truck	Rigid	3/09/2013	1/10/2013	28	14.00	1.00	2.00	Mies - GPF_OAN_04
	Operation	Rigid	1/10/2013	25/11/2013	55.11	22.05	0.80	2.50	Mies - GPF_OAN_04
Consumables	Food truck	Rigid	3/09/2013	1/10/2013	28	0.84	0.06	33.33	Brisbane - GPF_OAN_04
	Camp Construction	Rigid	1/10/2013	25/11/2013	55.11	2.65	0.10	20.83	Gladstone - GPF_OAN_04
Camp Operation	Food truck	Rigid	1/10/2013	25/11/2013	55.11	2.65	0.10	20.83	Brisbane - GPF_OAN_04
	Food truck	Rigid	1/10/2013	25/11/2013	55.11	2.65	0.10	20.83	Gladstone - GPF_OAN_04
Other	Nil other								

HP Network Construction	Description	Vehicle Type	Beginning Date	Ending Date	Duration (Days)	Total Loads	Average Trips per day per site		Route Description
Building - Materials	HP Pipe delivery	Articulated	1/09/2013	26/10/2013	55.114575	54.43	1.98	1.01	Gladstone - GPF_OAN_04
	HP Pipe delivery	Articulated	1/09/2013	26/10/2013	55.114575	81.65	2.96	0.68	Brisbane - GPF_OAN_04
	Fittings and miscellaneous	Articulated	1/10/2013	25/11/2013	55.114575	44.09	1.60	1.25	Gladstone - GPF_OAN_04
Building - Construction Machinery	Construction machinery - Travel to site	Articulated	1/10/2013	25/11/2013	55.114575	20	0.73	2.76	Brisbane - GPF_OAN_04
Staff	Staff travel daily to site from camp within internal constructed roads. No additional travel on public roads								
Potable Water	Potable water taken to site from camp. No additional movement on public roads								
Non-potable water and waste water	Non potable water sourced from drill well. No additional movement on public roads								
Fuel	Fuel truck	Rigid	1/10/2013	25/11/2013	55.114575	18.37	0.67		Mies - GPF_OAN_04
	Fuel tanker	Road Train	1/10/2013	25/11/2013	55.114575	8.11	0.29	6.80	Brisbane - Mies
Waste	Solid waste disposal	Articulated	1/10/2013	25/11/2013	55.114575	7.87	0.29		Mies - GPF_OAN_04
Consumables	Nil consumables								
Other	Nil other								

Component

Gas and Water Gathering

ID	GPF_OAN_04
Begin gathering construction	1/01/2010 (Same timing as drilling)
End gathering construction	31/12/2028 (Same timing as drilling)
Staff	120 people

CAMP	Description	Vehicle Type	Beginning Date	Ending Date	Duration (Days)	Total Loads	Average Trips per day	Delivery Frequency (1 truck every 10 days)	Route Description
Building - Materials	120 mobile homes - arrive	Articulated	4/12/2009	1/01/2010	28	120	8.57	0.23	Brisbane - GPF_OAN_04
	120 mobile homes - depart	Articulated	31/12/2028	28/01/2029	28	120	8.57	0.23	Mies - GPF_OAN_04
	General materials	Articulated	4/12/2009	1/01/2010	28	4.00	0.29	7.00	Brisbane - GPF_OAN_04
Building - Construction Machinery	Concrete truck	Rigid	4/12/2009	1/01/2010	28	41	2.90	0.69	Mies - GPF_OAN_04
Staff	100 Gathering Staff								
	20 ppl per bus	Rigid	1/01/2010	31/12/2028	6939	1901.10	0.55	3.65	Miesair - GPF_OAN_04
	4 week shift continuous								
	20 HP Gathering Staff	Light	1/01/2010	31/12/2028	6939	7604.38	2.19	0.91	Miesair - GPF_OAN_04
	1 person per car								
	4 week shift continuous								
Potable Water	40 establishment staff								
	20ppl per bus	Rigid	4/12/2009	1/01/2010	28	4.00	0.29	7.00	Miesair - GPF_OAN_04
	2wk shift	Light	4/12/2009	1/01/2010	28	20.00	1.43	1.40	Miesair - GPF_OAN_04
Construction	Water truck	Rigid	4/12/2009	1/01/2010	28	14.00	1.00	2.00	Mies - GPF_OAN_04
	Operation	Rigid	1/01/2010	31/12/2028	6939.00	4163.40	1.20	1.67	Mies - GPF_OAN_04
Consumables	Food truck	Rigid	1/01/2010	31/12/2028	6939.00	4163.40	1.20	1.67	Mies - GPF_OAN_04
	Camp Construction	Rigid	4/12/2009	1/01/2010	28	1.68	0.12	16.67	Brisbane - GPF_OAN_04
Camp Operation	Food truck	Rigid	1/01/2010	31/12/2028	6939.00	499.61	0.14	13.89	Brisbane - GPF_OAN_04
	Food truck	Rigid	1/01/2010	31/12/2028	6939.00	499.61	0.14	13.89	Gladstone - GPF_OAN_04
Other	Nil other								

Gathering Construction	Description	Vehicle Type	Beginning Date	Ending Date	Duration (Days)	Total Loads Required per well network	Average Trips per day per well network		Route Description
Building - Materials	Pipe Materials	Articulated	1/01/2010	31/12/2028	365	1.13	0.01		Townsville - GPF_OAN_04
	Pipe Materials	Articulated	1/01/2010	31/12/2028	365	1.13	0.01		Brisbane - GPF_OAN_04
Building - Construction Machinery	Equipment Travel	Articulated	25/12/2009	1/01/2010	7	20 (total - not per well)	5.71		Brisbane - GPF_OAN_04
Staff	Staff travel daily to site from camp within internal constructed roads. No additional travel on public roads								
Potable Water	Potable water taken to site from camp. No additional movement on public roads								
Non-potable water and waste water	Non potable water sourced from drill well. No additional movement on public roads								
Fuel	Fuel truck	Rigid	1/01/2010	31/12/2028	365	2.80	0.02		Mies - GPF_OAN_04
	Fuel tanker	Road Train	1/01/2010	31/12/2028	365	1.24	0.01		Brisbane - Mies
Waste	Solid waste removal	Articulated	1/01/2010	31/12/2028	365	1.00	0.01		Mies - GPF_OAN_04
Consumables	Nil consumables								
Other	Nil other								

Component

Water Treatment Facilities

GPF ID	GPF_OAN_04
WTF ID	Nil
Online 1 - Begin Construction	0/01/1900
Online 1 - Completion Date	0/01/1900
Online 1 - Capacity	0
Online 1 - Staff	0
Online 1 - Build Time	0
Online 2 - Begin Construction	0/01/1900
Online 2 - Completion Date	0/01/1900
Online 2 - Capacity	0

Building - Materials	Construction materials Ex Gladstone	Road Train	0/01/1900	0/01/1900	0	0	0.00	0.00	Gladstone - GPF_OAN_04
	Construction materials Ex Brisbane	Road Train	0/01/1900	0/01/1900	0	0	0.00	0.00	Brisbane - GPF_OAN_04
	RO Units transport	Oversize	0/01/1900	0/01/1900	0	0	0.00	0.00	Brisbane - GPF_OAN_04
	Gravel truck	Road Train	0/01/1900	0/01/1900	0	0	0.00	0.00	Mies - GPF_OAN_04
Building - Construction Machinery	WTF construction machinery Concrete truck	Articulated Rigid	0/01/1900 0/01/1900	0/01/1900 0/01/1900	7 0	0	0.00 0.00	0.00 0.00	Brisbane - GPF_OAN_04 Mies - GPF_OAN_04
Access to WTF/Camp	Gravel truck	Road Train	0/01/1900	0/01/1900	30	0	0.00	0.00	Mies - GPF_OAN_04
Access - Construction Machinery	All access machinery already on site. No additional movement on public roads								
Staff	Staff travel daily to site from camp within internal constructed roads. No additional travel on public roads								
Potable Water	Potable water taken to site from camp. No additional movement on public roads								
Non-potable water	Water truck	Rigid	0/01/1900	0/01/1900	0	0.00	0.00	0.00	Mies - GPF_OAN_04
Fuel	Fuel truck Fuel tanker	Rigid Road Train	0/01/1900 0/01/1900	0/01/1900 0/01/1900	0 0	0.00 0.00	0.00 0.00	0.00 0.00	Mies - GPF_OAN_04 Brisbane - Mies
Waste	Solid waste disposal Liquid waste disposal	Articulated Articulated	0/01/1900 0/01/1900	0/01/1900 0/01/1900	0 0	0.00 0.00	0.00 0.00	0.00 0.00	Mies - GPF_OAN_04 Mies - GPF_OAN_04
Consumables	Nil consumables								
Other	Nil other								

WTF CONSTRUCTION Online 2	Description	Vehicle Type	Beginning Date	Ending Date	Duration (Days)	Total Loads	Average Trips per day	Delivery Frequency (1 truck loading or empty)	Route Description
Building - Materials	Construction materials Ex Gladstone	Road Train	0/01/1900	0/01/1900	0	0	0.00	0.00	Gladstone - GPF_OAN_04
	Construction materials Ex Brisbane	Road Train	0/01/1900	0/01/1900	0	0	0.00	0.00	Brisbane - GPF_OAN_04
	RO Units transport	Oversize	0/01/1900	0/01/1900	0	0	0.00	0.00	Brisbane - GPF_OAN_04
	Gravel truck	Road Train	0/01/1900	0/01/1900	0	0	0.00	0.00	Mies - GPF_OAN_04
Building - Construction Machinery	WTF construction machinery Concrete truck	Articulated Rigid	0/01/1900 0/01/1900	0/01/1900 0/01/1900	7 0	0 0	0.00 0.00	0.00 0.00	Brisbane - GPF_OAN_04 Mies - GPF_OAN_04
Access to WTF/Camp	Gravel truck	Road Train	0/01/1900	0/01/1900	30	0	0.00	0.00	Mies - GPF_OAN_04
Access - Construction Machinery	All access machinery already on site. No additional movement on public roads								
Staff	Staff travel daily to site from camp within internal constructed roads. No additional travel on public roads								
Potable Water	Potable water taken to site from camp. No additional movement on public roads								
Non-potable water	Water truck	Rigid	0/01/1900	0/01/1900	0	0.00	0.00	0.00	Mies - GPF_OAN_04
Fuel	Fuel truck Fuel tanker	Rigid Road Train	0/01/1900 0/01/1900	0/01/1900 0/01/1900	0 0	0.00 0.00	0.00 0.00	0.00 0.00	Mies - GPF_OAN_04 Brisbane - Mies
Waste	Solid waste disposal Liquid waste disposal	Articulated Articulated	0/01/1900 0/01/1900	0/01/1900 0/01/1900	0 0	0.00 0.00	0.00 0.00	0.00 0.00	Mies - GPF_OAN_04 Mies - GPF_OAN_04
Consumables	Nil consumables								
Other	Nil other								

WTF CONSTRUCTION Online 4	Description	Vehicle Type	Beginning Date	Ending Date	Duration (Days)	Total Loads	Average Trips per day	Delivery Frequency (1 truck loading or empty)	Route Description
Building - Materials	Construction materials Ex Gladstone	Road Train	0/01/1900	0/01/1900	0	0	0.00	0.00	Gladstone - GPF_OAN_04
	Construction materials Ex Brisbane	Road Train	0/01/1900	0/01/1900	0	0	0.00	0.00	Brisbane - GPF_OAN_04
	RO Units transport	Oversize	0/01/1900	0/01/1900	0	0	0.00	0.00	Brisbane - GPF_OAN_04
	Gravel truck	Road Train	0/01/1900	0/01/1900	0	0	0.00	0.00	Mies - GPF_OAN_04
Building - Construction Machinery	WTF construction machinery Concrete truck	Articulated Rigid	0/01/1900 0/01/1900	0/01/1900 0/01/1900	7 0	0 0	0.00 0.00	0.00 0.00	Brisbane - GPF_OAN_04 Mies - GPF_OAN_04
Access to WTF/Camp	Gravel truck	Road Train	0/01/1900	0/01/1900	30	0	0.00	0.00	Mies - GPF_OAN_04
Access - Construction Machinery	All access machinery already on site. No additional movement on public roads								
Staff	Staff travel daily to site from camp within internal constructed roads. No additional travel on public roads								
Potable Water	Potable water taken to site from camp. No additional movement on public roads								
Non-potable water	Water truck	Rigid	0/01/1900	0/01/1900	0	0.00	0.00	0.00	Mies - GPF_OAN_04
Fuel	Fuel truck Fuel tanker	Rigid Road Train	0/01/1900 0/01/1900	0/01/1900 0/01/1900	0 0	0.00 0.00	0.00 0.00	0.00 0.00	Mies - GPF_OAN_04 Brisbane - Mies
Waste	Solid waste disposal Liquid waste disposal	Articulated Articulated	0/01/1900 0/01/1900	0/01/1900 0/01/1900	0 0	0.00 0.00	0.00 0.00	0.00 0.00	Mies - GPF_OAN_04 Mies - GPF_OAN_04
Consumables	Nil consumables								
Other	Nil other								

WTF OPERATION	Description	Vehicle Type	Beginning Date	Ending Date	Duration (Days)	Total Loads	Average Trips per day	Delivery Frequency (1 truck loading or empty)	Route Description
Maintenance Vehicles	Maintenance trucks	Articulated	0/01/1900	18/12/1949	18250	0.00	0.00	0.00	Mies - GPF_OAN_04
Maintenance Equipment	Nil maintenance equipment								
Staff	0 WTF operation staff 20 ppl per bus 2 week shift	Rigid	0/01/1900	18/12/1949	18250	0.00	0.00	0.00	Miesair - GPF_OAN_04
	10 WTF operation staff 1 ppl per car 2 week shift	Light	0/01/1900	18/12/1949	18250	0.00	0.00	0.00	Miesair - GPF_OAN_04
Potable Water	Water truck	Rigid	0/01/1900	18/12/1949	18250	0.00	0.00	0.00	Mies - GPF_OAN_04
Non-potable water	Non-potable water to be available locally (drill water). No transport on public roads								
Fuel	Fuel truck	Rigid	0/01/1900	18/12/1949	18250	0.00	0.00	0.00	Mies - GPF_OAN_04
	Fuel tanker	Road Train	0/01/1900	18/12/1949	18250	0.00	0.00	0.00	Brisbane - Mies
Waste	Solid waste disposal	Articulated	0/01/1900	18/12/1949	18250	0.00	0.00	0.00	Mies - GPF_OAN_04
Consumables	Food truck	Rigid	0/01/1900	18/12/1949	18250	0	0.00	0.00	Mies - GPF_OAN_04
Other									

Traffic Summary - Major items	Vehicle	Capacity	No. Loads	Quantity	GPF_OAN_04				
	Fuel truck	15000	2328	34,919,849 L					
	Fuel tanker	34000	1027	34,919,849 L					
	Concrete truck	7.4	1618	11,973 m³					
	Water truck	20000	2870	575,989,547 L					
	Food truck	5000	3422	17,110,615 kg					
	Gravel truck	40	2471	98,845 m³					

Well Construction	Description	Vehicle Type	Beginning Date	Ending Date	Duration (Days)	Total Required per well	Average Trips per day per well		Route Description
Building - Materials	Construction materials Ex Gladstone	Articulated	1/01/2010	31/12/2045	365.25	2.00	0.01		Gladstone - GPF_CON_02b
	Construction materials Ex Brisbane	Articulated	1/01/2010	31/12/2045	365.25	4.00	0.02		Brisbane - GPF_CON_02b
	Gravel truck	Road Train	1/01/2010	31/12/2045	365.25	0.42	0.00		Brisbane - GPF_CON_02b
Pad - Materials	Concrete truck	Road Train	1/01/2010	31/12/2045	365.25	3.04	0.02		Miles - GPF_CON_02b
Building - Construction Machinery	Drill/workover rigs - Travel to site	Articulated	1/01/2010	31/12/2045	365.25	2	0.01		Brisbane - GPF_CON_02b
Staff	Staff travel daily to site from camp within internal constructed roads. No additional travel on public roads								
Potable Water	Potable water taken to site from camp. No additional movement on public roads								
Non potable water and waste water	Non potable water sourced from drill well. No additional movement on public roads								
Fuel	Fuel truck	Rigid	1/01/2010	31/12/2045	365.25	2.80	0.02		Miles - GPF_CON_02b
	Fuel tanker	Road Train	1/01/2010	31/12/2045	365.25	1.24	0.01		Brisbane - Miles
Waste	Solid waste disposal	Articulated	1/01/2010	31/12/2045	365.25	1.00	0.01		Miles - GPF_CON_02b
Consumables	Nil consumables								
Other	Nil other								

Well Operation	Description	Vehicle Type	Beginning Date	Ending Date	Duration (Days)	Total Loads	Average Trips per day		Route Description
Maintenance Vehicles	Maintenance truck	Articulated	1/01/2010	20/12/2059	365.25	12.00	0.07		Miles - GPF_CON_02b
Maintenance Equipment	Nil maintenance equipment								

Component

HP Network

ID	GPF_CON_02b	1/10/2013	(Same timing as GPF)
Begin HP Network Construction		25/11/2013	
End HP Network Construction			
Length of HP Pipe		22.05	km
Construction Rate		0.4	km/day
Construction Time		55.1	days
Truck capacity		162	net/truck
Staff		80	people

CAMP	Description	Vehicle Type	Beginning Date	Ending Date	Duration (Days)	Total Loads	Average Trips per day	Delivery Frequency (1 truck every 10 days)	Route Description
Building - Materials	80 mobile homes - arrive	Articulated	3/09/2013	1/10/2013	28	80	5.71	0.35	Brisbane - GPF_CON_02b
	80 mobile homes - depart	Articulated	25/11/2013	23/12/2013	28	80	5.71	0.35	Miles - GPF_CON_02b
	General materials	Articulated	3/09/2013	1/10/2013	28	2.67	0.19	10.50	Brisbane - GPF_CON_02b
Building - Construction Machinery	Concrete truck	Rigid	3/09/2013	1/10/2013	28	27	1.93	1.04	Miles - GPF_CON_02b
Staff	60 HP Network Staff								
	20 ppl per bus	Rigid	1/10/2013	25/11/2013	55.114575	9.06	0.33	6.08	Milesair - GPF_CON_02b
	4 week shift continuous								
	20 HP Network staff	Light	1/10/2013	25/11/2013	55.114575	60.40	2.19	0.91	Milesair - GPF_CON_02b
	1 person per car								
	4 week shift continuous								
Potable Water	40 establishment staff								
	20ppl per bus	Rigid	3/09/2013	1/10/2013	28	4.00	0.29	7.00	Milesair - GPF_CON_02b
	2wk shift								
	10 establishment staff	Light	3/09/2013	1/10/2013	28	20.00	1.43	1.40	Milesair - GPF_CON_02b
Construction	Water truck	Rigid	3/09/2013	1/10/2013	28	14.00	1.00	2.00	Miles - GPF_CON_02b
	Operation	Rigid	1/10/2013	25/11/2013	55.11	22.05	0.80	2.50	Miles - GPF_CON_02b
Consumables	Food truck	Rigid	3/09/2013	1/10/2013	28	0.84	0.06	33.33	Brisbane - GPF_CON_02b
	Camp Construction	Rigid	1/10/2013	25/11/2013	55.11	2.65	0.10	20.83	Gladstone - GPF_CON_02b
Camp Operation	Food truck	Rigid	1/10/2013	25/11/2013	55.11	2.65	0.10	20.83	Brisbane - GPF_CON_02b
	Food truck	Rigid	1/10/2013	25/11/2013	55.11	2.65	0.10	20.83	Gladstone - GPF_CON_02b
Other	Nil other								

HP Network Construction	Description	Vehicle Type	Beginning Date	Ending Date	Duration (Days)	Total Loads	Average Trips per day per site		Route Description
Building - Materials	HP Pipe delivery	Articulated	1/09/2013	26/10/2013	55.114575	54.43	1.98	1.01	Gladstone - GPF_CON_02b
	HP Pipe delivery	Articulated	1/09/2013	26/10/2013	55.114575	81.65	2.96	0.68	Brisbane - GPF_CON_02b
	Fittings and miscellaneous	Articulated	1/10/2013	25/11/2013	55.114575	44.09	1.60	1.25	Gladstone - GPF_CON_02b
Building - Construction Machinery	Construction machinery - Travel to site	Articulated	1/10/2013	25/11/2013	55.114575	20	0.73	2.76	Brisbane - GPF_CON_02b
Staff	Staff travel daily to site from camp within internal constructed roads. No additional travel on public roads								
Potable Water	Potable water taken to site from camp. No additional movement on public roads								
Non-potable water and waste water	Non potable water sourced from drill well. No additional movement on public roads								
Fuel	Fuel truck	Rigid	1/10/2013	25/11/2013	55.114575	16.37	0.67		Miles - GPF_CON_02b
	Fuel tanker	Road Train	1/10/2013	25/11/2013	55.114575	6.11	0.29	6.80	Brisbane - Miles
Waste	Solid waste disposal	Articulated	1/10/2013	25/11/2013	55.114575	7.87	0.29		Miles - GPF_CON_02b
Consumables	Nil consumables								
Other	Nil other								

Component

Gas and Water Gathering

ID	GPF_CON_02b	1/01/2010	(Same timing as drilling)
Begin gathering construction		31/12/2045	(Same timing as drilling)
Staff		120	people

CAMP	Description	Vehicle Type	Beginning Date	Ending Date	Duration (Days)	Total Loads	Average Trips per day	Delivery Frequency (1 truck every 10 days)	Route Description
Building - Materials	120 mobile homes - arrive	Articulated	4/12/2009	1/01/2010	28	120	8.57	0.23	Brisbane - GPF_CON_02b
	120 mobile homes - depart	Articulated	31/12/2045	26/01/2046	28	120	8.57	0.23	Miles - GPF_CON_02b
	General materials	Articulated	4/12/2009	1/01/2010	28	4.00	0.29	7.00	Brisbane - GPF_CON_02b
Building - Construction Machinery	Concrete truck	Rigid	4/12/2009	1/01/2010	28	41	2.90	0.69	Miles - GPF_CON_02b
Staff	100 Gathering Staff								
	20 ppl per bus	Rigid	1/01/2010	31/12/2045	13148	3602.19	0.55	3.65	Milesair - GPF_CON_02b
	4 week shift continuous								
	20 HP Gathering Staff	Light	1/01/2010	31/12/2045	13148	14408.77	2.19	0.91	Milesair - GPF_CON_02b
	1 person per car								
	4 week shift continuous								
Potable Water	40 establishment staff								
	20ppl per bus	Rigid	4/12/2009	1/01/2010	28	4.00	0.29	7.00	Milesair - GPF_CON_02b
	2wk shift								
	10 establishment staff	Light	4/12/2009	1/01/2010	28	20.00	1.43	1.40	Milesair - GPF_CON_02b
Construction	Water truck	Rigid	4/12/2009	1/01/2010	28	14.00	1.00	2.00	Miles - GPF_CON_02b
	Operation	Rigid	1/01/2010	31/12/2045	13148.00	7888.80	1.20	1.67	Miles - GPF_CON_02b
Consumables	Food truck	Rigid	1/01/2010	31/12/2045	13148.00	7888.80	1.20	1.67	Miles - GPF_CON_02b
	Camp Construction	Rigid	4/12/2009	1/01/2010	28	1.68	0.12	16.67	Brisbane - GPF_CON_02b
Camp Operation	Food truck	Rigid	1/01/2010	31/12/2045	13148.00	946.66	0.14	13.89	Brisbane - GPF_CON_02b
	Food truck	Rigid	1/01/2010	31/12/2045	13148.00	946.66	0.14	13.89	Gladstone - GPF_CON_02b
Other	Nil other								

Gathering Construction	Description	Vehicle Type	Beginning Date	Ending Date	Duration (Days)	Total Loads Required per well network	Average Trips per day per well network		Route Description
Building - Materials	Pipe Materials	Articulated	1/01/2010	31/12/2045	365	1.13	0.01		Townsville - GPF_CON_02b
	Pipe Materials	Articulated	1/01/2010	31/12/2045	365	1.13	0.01		Brisbane - GPF_CON_02b
Building - Construction Machinery	Equipment Travel	Articulated	25/12/2009	1/01/2010	7	20	5.71		Brisbane - GPF_CON_02b
Staff	Staff travel daily to site from camp within internal constructed roads. No additional travel on public roads								
Potable Water	Potable water taken to site from camp. No additional movement on public roads								
Non-potable water and waste water	Non potable water sourced from drill well. No additional movement on public roads								
Fuel	Fuel truck	Rigid	1/01/2010	31/12/2045	365	2.80	0.02		Miles - GPF_CON_02b
	Fuel tanker	Road Train	1/01/2010	31/12/2045	365	1.24	0.01		Brisbane - Miles
Waste	Solid waste removal	Articulated	1/01/2010	31/12/2045	365	1.00	0.01		Miles - GPF_CON_02b
Consumables	Nil consumables								
Other	Nil other								

Component

Water Treatment Facilities

GPF ID	GPF_CON_02b	
WTF ID	WTF_CON_01	
Online 1 - Begin Construction		2/04/2011
Online 1 - Completion Date		1/01/2012
Online 1 - Capacity		20
Online 1 - Staff		75
Online 1 - Build Time		274
Online 2 - Begin Construction		2/01/2012
Online 2 - Completion Date		1/01/2013
Online 2 - Capacity		40

Building - Materials	40	Construction materials Ex Gladstone	Road Train	2/01/2012	1/01/2013	365	40	0.22	9.13	Gladstone - GPF_CON_02b
		Construction materials Ex Brisbane	Road Train	2/01/2012	1/01/2013	365	40	0.22	9.13	Brisbane - GPF_CON_02b
		RO Units transport	Oversize	2/01/2012	1/01/2013	365	16	0.09	22.81	Brisbane - GPF_CON_02b
		Gravel truck	Road Train	2/01/2012	1/01/2013	365	250	1.37	1.46	Miles - GPF_CON_02b
Building - Construction Machinery		WTF construction machinery	Articulated	26/12/2011	2/01/2012	7	12	3.43	0.58	Brisbane - GPF_CON_02b
		Concrete truck	Rigid	2/01/2012	1/01/2013	365	270	1.48	1.35	Miles - GPF_CON_02b
Access to WTF/Camp		Gravel truck	Road Train	3/12/2011	2/01/2012	30	225	15.00	0.13	Miles - GPF_CON_02b
Access - Construction Machinery		All access machinery already on site. No additional movement on public roads								
Staff		Staff travel daily to site from camp within internal constructed roads. No additional travel on public roads								
Potable Water		Potable water taken to site from camp. No additional movement on public roads								
Non-potable water		Water truck	Rigid	2/01/2012	1/01/2013	365	52.14	0.29	7.00	Miles - GPF_CON_02b
Fuel		Fuel truck	Rigid	2/01/2012	1/01/2013	365	163.03	0.89	2.24	Miles - GPF_CON_02b
		Fuel tanker	Road Train	2/01/2012	1/01/2013	365	71.93	0.39		Brisbane - Miles
Waste		Solid waste disposal	Articulated	2/01/2012	1/01/2013	365	52.14	0.29	7.00	Miles - GPF_CON_02b
		Liquid waste disposal	Articulated	2/01/2012	1/01/2013	365	52.14	0.29	7.00	Miles - GPF_CON_02b
Consumables		Nil consumables								
Other		Nil other								

WTF CONSTRUCTION Online 2	Description	Vehicle Type	Beginning Date	Ending Date	Duration (Days)	Total Loads	Average Trips per day	Delivery Frequency (1 truck leaving or arriving)	Route Description
Building - Materials	20	Construction materials Ex Gladstone	Road Train	2/04/2015	1/01/2016	274	20	0.15	13.75
		Construction materials Ex Brisbane	Road Train	2/04/2015	1/01/2016	274	20	0.15	13.75
		RO Units transport	Oversize	2/04/2015	1/01/2016	274	10	0.07	27.40
		Gravel truck	Road Train	2/04/2015	1/01/2016	274	250	1.82	1.10
Building - Construction Machinery		WTF construction machinery	Articulated	26/03/2015	2/04/2015	7	12	3.43	0.58
		Concrete truck	Rigid	2/04/2015	1/01/2016	274	135	0.99	2.03
Access to WTF/Camp		Gravel truck	Road Train	3/03/2015	2/04/2015	30	225	15.00	0.13
Access - Construction Machinery		All access machinery already on site. No additional movement on public roads							
Staff		Staff travel daily to site from camp within internal constructed roads. No additional travel on public roads							
Potable Water		Potable water taken to site from camp. No additional movement on public roads							
Non-potable water		Water truck	Rigid	2/04/2015	1/01/2016	274	39.14	0.29	7.00
Fuel		Fuel truck	Rigid	2/04/2015	1/01/2016	274	122.39	0.89	2.24
		Fuel tanker	Road Train	2/04/2015	1/01/2016	274	53.99	0.39	
Waste		Solid waste disposal	Articulated	2/04/2015	1/01/2016	274	39.14	0.29	7.00
		Liquid waste disposal	Articulated	2/04/2015	1/01/2016	274	39.14	0.29	7.00
Consumables		Nil consumables							
Other		Nil other							

WTF CONSTRUCTION Online 4	Description	Vehicle Type	Beginning Date	Ending Date	Duration (Days)	Total Loads	Average Trips per day	Delivery Frequency (1 truck leaving or arriving)	Route Description
Building - Materials	0	Construction materials Ex Gladstone	Road Train	0/01/1900	0/01/1900	0	0	0.00	0.00
		Construction materials Ex Brisbane	Road Train	0/01/1900	0/01/1900	0	0	0.00	0.00
		RO Units transport	Oversize	0/01/1900	0/01/1900	0	0	0.00	0.00
		Gravel truck	Road Train	0/01/1900	0/01/1900	0	0	0.00	0.00
Building - Construction Machinery		WTF construction machinery	Articulated	0/01/1900	0/01/1900	7	0	0.00	0.00
		Concrete truck	Rigid	0/01/1900	0/01/1900	0	0	0.00	0.00
Access to WTF/Camp		Gravel truck	Road Train	0/01/1900	0/01/1900	30	0	0.00	0.00
Access - Construction Machinery		All access machinery already on site. No additional movement on public roads							
Staff		Staff travel daily to site from camp within internal constructed roads. No additional travel on public roads							
Potable Water		Potable water taken to site from camp. No additional movement on public roads							
Non-potable water		Water truck	Rigid	0/01/1900	0/01/1900	0	0.00	0.00	0.00
Fuel		Fuel truck	Rigid	0/01/1900	0/01/1900	0	0.00	0.00	0.00
		Fuel tanker	Road Train	0/01/1900	0/01/1900	0	0.00	0.00	0.00
Waste		Solid waste disposal	Articulated	0/01/1900	0/01/1900	0	0.00	0.00	0.00
		Liquid waste disposal	Articulated	0/01/1900	0/01/1900	0	0.00	0.00	0.00
Consumables		Nil consumables							
Other		Nil other							

WTF OPERATION	Description	Vehicle Type	Beginning Date	Ending Date	Duration (Days)	Total Loads	Average Trips per day	Delivery Frequency (1 truck leaving or arriving)	Route Description
Maintenance Vehicles	Maintenance trucks	Articulated	1/01/2012	19/12/2061	18250	5214.29	0.57	3.50	Miles - GPF_CON_02b
Maintenance Equipment	Nil maintenance equipment								
Staff	0 WTF operation staff 20 ppl per bus 2 week shift	Rigid	1/01/2012	19/12/2061	18250	0.00	0.00	0.00	Missar - GPF_CON_02b
	10 WTF operation staff 1 ppl per car 2 week shift	Light	1/01/2012	19/12/2061	18250	13035.71	1.43	1.40	Missar - GPF_CON_02b
Potable Water	Water truck	Rigid	1/01/2012	19/12/2061	18250	1825.00	0.20	10.00	Miles - GPF_CON_02b
Non-potable water	Non-potable water to be available locally (drill water). No transport on public roads								
Fuel	Fuel truck	Rigid	1/01/2012	19/12/2061	18250	173.81	0.02	105.50	Miles - GPF_CON_02b
	Fuel tanker	Road Train	1/01/2012	19/12/2061	18250	76.68	0.01		Brisbane - Miles
Waste	Solid waste disposal	Articulated	1/01/2012	19/12/2061	18250	2607.14	0.29	7.00	Miles - GPF_CON_02b
Consumables	Food truck	Rigid	1/01/2012	19/12/2061	18250	876	0.10	20.83	Miles - GPF_CON_02b
Other									

Traffic Summary - Major items									
Vehicle	Capacity	No. Loads	Quantity						
Fuel truck	15000	2458	36,873,224 L						
Fuel tanker	34000	1085	36,873,224 L						
Concrete truck	7.4	2010	14,876 m³						
Water truck	20000	50820	1,016,408,619 L						
Food truck	5000	6577	32,886,685 kg						
Gravel truck	40	3849	153,958 m³						
Total movements all vehicles on public roads	147,761								
Total trips all vehicles on public roads	295,522								
Total Distance Travelled	16,874,264	VKT							
Average L/km	2.185	L/km							
Average Trip Distance	57.1	km							

Building - Construction Machinery	Construction materials Ex Brisbane	Road Train	0/01/1900	0/01/1900	0	0	0.00	0.00	Brisbane - GPF_CON_02b
	RO Units transport	Oversize	0/01/1900	0/01/1900	0	0	0.00	0.00	Brisbane - GPF_CON_02b
	Gravel truck	Road Train	0/01/1900	0/01/1900	0	0	0.00	0.00	Miles - GPF_CON_02b
	WTF construction machinery	Articulated	0/01/1900	0/01/1900	7	0	0.00	0.00	Brisbane - GPF_CON_02b
Access to WTF/Camp	Concrete truck	Rigid	0/01/1900	0/01/1900	0	0	0.00	0.00	Miles - GPF_CON_02b
Access - Construction Machinery	Gravel truck	Road Train	0/01/1900	0/01/1900	30	0	0.00	0.00	Miles - GPF_CON_02b
Access - Construction Machinery	All access machinery already on site. No additional movement on public roads								
Staff	Staff travel daily to site from camp within internal constructed roads. No additional travel on public roads								
Potable Water	Potable water taken to site from camp. No additional movement on public roads								
Non-potable water	Water truck	Rigid	0/01/1900	0/01/1900	0	0.00	0.00	0.00	Miles - GPF_CON_02b
Fuel	Fuel truck	Rigid	0/01/1900	0/01/1900	0	0.00	0.00	0.00	Miles - GPF_CON_02b
	Fuel tanker	Road Train	0/01/1900	0/01/1900	0	0.00	0.00	0.00	Brisbane - Miles
Waste	Solid waste disposal	Articulated	0/01/1900	0/01/1900	0	0.00	0.00	0.00	Miles - GPF_CON_02b
	Liquid waste disposal	Articulated	0/01/1900	0/01/1900	0	0.00	0.00	0.00	Miles - GPF_CON_02b
Consumables	Nil consumables								
Other	Nil other								

WTF CONSTRUCTION Outline 3	Description	Vehicle Type	Beginning Date	Ending Date	Duration (Days)	Total Loads	Average Trips per day	Delivery Frequency (1 truck every 14 days)	Route Description
Building - Materials	Construction materials Ex Gladstone	Road Train	0/01/1900	0/01/1900	0	0	0.00	0.00	Gladstone - GPF_CON_02b
	Construction materials Ex Brisbane	Road Train	0/01/1900	0/01/1900	0	0	0.00	0.00	Brisbane - GPF_CON_02b
	RO Units transport	Oversize	0/01/1900	0/01/1900	0	0	0.00	0.00	Brisbane - GPF_CON_02b
	Gravel truck	Road Train	0/01/1900	0/01/1900	0	0	0.00	0.00	Miles - GPF_CON_02b
Building - Construction Machinery	WTF construction machinery	Articulated	0/01/1900	0/01/1900	7	0	0.00	0.00	Brisbane - GPF_CON_02b
	Concrete truck	Rigid	0/01/1900	0/01/1900	0	0	0.00	0.00	Miles - GPF_CON_02b
Access to WTF/Camp	Gravel truck	Road Train	0/01/1900	0/01/1900	30	0	0.00	0.00	Miles - GPF_CON_02b
Access - Construction Machinery	All access machinery already on site. No additional movement on public roads								
Staff	Staff travel daily to site from camp within internal constructed roads. No additional travel on public roads								
Potable Water	Potable water taken to site from camp. No additional movement on public roads								
Non-potable water	Water truck	Rigid	0/01/1900	0/01/1900	0	0.00	0.00	0.00	Miles - GPF_CON_02b
Fuel	Fuel truck	Rigid	0/01/1900	0/01/1900	0	0.00	0.00	0.00	Miles - GPF_CON_02b
	Fuel tanker	Road Train	0/01/1900	0/01/1900	0	0.00	0.00	0.00	Brisbane - Miles
Waste	Solid waste disposal	Articulated	0/01/1900	0/01/1900	0	0.00	0.00	0.00	Miles - GPF_CON_02b
	Liquid waste disposal	Articulated	0/01/1900	0/01/1900	0	0.00	0.00	0.00	Miles - GPF_CON_02b
Consumables	Nil consumables								
Other	Nil other								

WTF CONSTRUCTION Outline 4	Description	Vehicle Type	Beginning Date	Ending Date	Duration (Days)	Total Loads	Average Trips per day	Delivery Frequency (1 truck every 14 days)	Route Description
Building - Materials	Construction materials Ex Gladstone	Road Train	0/01/1900	0/01/1900	0	0	0.00	0.00	Gladstone - GPF_CON_02b
	Construction materials Ex Brisbane	Road Train	0/01/1900	0/01/1900	0	0	0.00	0.00	Brisbane - GPF_CON_02b
	RO Units transport	Oversize	0/01/1900	0/01/1900	0	0	0.00	0.00	Brisbane - GPF_CON_02b
	Gravel truck	Road Train	0/01/1900	0/01/1900	0	0	0.00	0.00	Miles - GPF_CON_02b
Building - Construction Machinery	WTF construction machinery	Articulated	0/01/1900	0/01/1900	7	0	0.00	0.00	Brisbane - GPF_CON_02b
	Concrete truck	Rigid	0/01/1900	0/01/1900	0	0	0.00	0.00	Miles - GPF_CON_02b
Access to WTF/Camp	Gravel truck	Road Train	0/01/1900	0/01/1900	30	0	0.00	0.00	Miles - GPF_CON_02b
Access - Construction Machinery	All access machinery already on site. No additional movement on public roads								
Staff	Staff travel daily to site from camp within internal constructed roads. No additional travel on public roads								
Potable Water	Potable water taken to site from camp. No additional movement on public roads								
Non-potable water	Water truck	Rigid	0/01/1900	0/01/1900	0	0.00	0.00	0.00	Miles - GPF_CON_02b
Fuel	Fuel truck	Rigid	0/01/1900	0/01/1900	0	0.00	0.00	0.00	Miles - GPF_CON_02b
	Fuel tanker	Road Train	0/01/1900	0/01/1900	0	0.00	0.00	0.00	Brisbane - Miles
Waste	Solid waste disposal	Articulated	0/01/1900	0/01/1900	0	0.00	0.00	0.00	Miles - GPF_CON_02b
	Liquid waste disposal	Articulated	0/01/1900	0/01/1900	0	0.00	0.00	0.00	Miles - GPF_CON_02b
Consumables	Nil consumables								
Other	Nil other								

WTF OPERATION	Description	Vehicle Type	Beginning Date	Ending Date	Duration (Days)	Total Loads	Average Trips per day	Delivery Frequency (1 truck every 14 days)	Route Description
Maintenance Vehicles	Maintenance trucks	Articulated	0/01/1900	18/12/1949	18250	0.00	0.00	0.00	Miles - GPF_CON_02b
Maintenance Equipment	Nil maintenance equipment								
Staff	9 WTF operation staff 20 ppl per bus 2 week shift	Rigid	0/01/1900	18/12/1949	18250	0.00	0.00	0.00	Misair - GPF_CON_02b
	10 WTF operation staff 1 ppl per car 2 week shift	Light	0/01/1900	18/12/1949	18250	0.00	0.00	0.00	Misair - GPF_CON_02b
Potable Water	Water truck	Rigid	0/01/1900	18/12/1949	18250	0.00	0.00	0.00	Miles - GPF_CON_02b
Non-potable water	Non-potable water to be available locally (drill water). No transport on public roads								
Fuel	Fuel truck	Rigid	0/01/1900	18/12/1949	18250	0.00	0.00	0.00	Miles - GPF_CON_02b
	Fuel tanker	Road Train	0/01/1900	18/12/1949	18250	0.00	0.00	0.00	Brisbane - Miles
Waste	Solid waste disposal	Articulated	0/01/1900	18/12/1949	18250	0.00	0.00	0.00	Miles - GPF_CON_02b
Consumables	Food truck	Rigid	0/01/1900	18/12/1949	18250	0	0.00	0.00	Miles - GPF_CON_02b
Other									

Traffic Summary - Major items	Vehicle	Capacity	No. Loads	Quantity	GPF_CON_02b				
	Fuel truck	15000	249	3,736,994 L					
	Fuel tanker	34000	110	3,736,994 L					
	Concrete truck	7.4	500	3,700 m³					
	Water truck	20000	6923	124,453,547 L					
	Food truck	5000	720	3,597,826 kg					
	Gravel truck	40	2225	89,000 m³					
	Total movements all vehicles on public roads	14,361							
	Total trips all vehicles on public roads	28,721							
	Total Distance Travelled	1,972,527	VKT						
	Average L/km	1.895	L/km						
	Average Trip Distance	68.7	km						

WTF CONSTRUCTION Online 2	Description	Vehicle Type	Beginning Date	Ending Date	Duration (Days)	Total Loads	Average Trips per day	Delivery Frequency (1 truck every 10 days)	Route Description
Building - Materials	Construction materials Ex Gladstone	Road Train	0/01/1900	0/01/1900	0	0	0.00	0.00	Gladstone - GPF_CNN_04
	Construction materials Ex Brisbane	Road Train	0/01/1900	0/01/1900	0	0	0.00	0.00	Brisbane - GPF_CNN_04
	RO Units transport	Oversize	0/01/1900	0/01/1900	0	0	0.00	0.00	Brisbane - GPF_CNN_04
	Gravel truck	Road Train	0/01/1900	0/01/1900	0	0	0.00	0.00	Miles - GPF_CNN_04
Building - Construction Machinery	WTF construction machinery Concrete truck	Articulated Rigid	0/01/1900	0/01/1900	7 0	0 0	0.00 0.00	0.00 0.00	Brisbane - GPF_CNN_04 Miles - GPF_CNN_04
Access to WTF/Camp	Gravel truck	Road Train	0/01/1900	0/01/1900	30	0	0.00	0.00	Miles - GPF_CNN_04
Access - Construction Machinery	All access machinery already on site. No additional movement on public roads								
Staff	Staff travel daily to site from camp within internal constructed roads. No additional travel on public roads								
Potable Water	Potable water taken to site from camp. No additional movement on public roads								
Non-potable water	Water truck	Rigid	0/01/1900	0/01/1900	0	0.00	0.00	0.00	Miles - GPF_CNN_04
Fuel	Fuel truck Fuel tanker	Rigid Road Train	0/01/1900 0/01/1900	0/01/1900 0/01/1900	0 0	0.00 0.00	0.00 0.00	0.00 0.00	Miles - GPF_CNN_04 Brisbane - Miles
Waste	Solid waste disposal Liquid waste disposal	Articulated Articulated	0/01/1900 0/01/1900	0/01/1900 0/01/1900	0 0	0.00 0.00	0.00 0.00	0.00 0.00	Miles - GPF_CNN_04 Miles - GPF_CNN_04
Consumables	Nil consumables								
Other	Nil other								

WTF CONSTRUCTION Online 3	Description	Vehicle Type	Beginning Date	Ending Date	Duration (Days)	Total Loads	Average Trips per day	Delivery Frequency (1 truck every 10 days)	Route Description
Building - Materials	Construction materials Ex Gladstone	Road Train	0/01/1900	0/01/1900	0	0	0.00	0.00	Gladstone - GPF_CNN_04
	Construction materials Ex Brisbane	Road Train	0/01/1900	0/01/1900	0	0	0.00	0.00	Brisbane - GPF_CNN_04
	RO Units transport	Oversize	0/01/1900	0/01/1900	0	0	0.00	0.00	Brisbane - GPF_CNN_04
	Gravel truck	Road Train	0/01/1900	0/01/1900	0	0	0.00	0.00	Miles - GPF_CNN_04
Building - Construction Machinery	WTF construction machinery Concrete truck	Articulated Rigid	0/01/1900	0/01/1900	7 0	0 0	0.00 0.00	0.00 0.00	Brisbane - GPF_CNN_04 Miles - GPF_CNN_04
Access to WTF/Camp	Gravel truck	Road Train	0/01/1900	0/01/1900	30	0	0.00	0.00	Miles - GPF_CNN_04
Access - Construction Machinery	All access machinery already on site. No additional movement on public roads								
Staff	Staff travel daily to site from camp within internal constructed roads. No additional travel on public roads								
Potable Water	Potable water taken to site from camp. No additional movement on public roads								
Non-potable water	Water truck	Rigid	0/01/1900	0/01/1900	0	0.00	0.00	0.00	Miles - GPF_CNN_04
Fuel	Fuel truck Fuel tanker	Rigid Road Train	0/01/1900 0/01/1900	0/01/1900 0/01/1900	0 0	0.00 0.00	0.00 0.00	0.00 0.00	Miles - GPF_CNN_04 Brisbane - Miles
Waste	Solid waste disposal Liquid waste disposal	Articulated Articulated	0/01/1900 0/01/1900	0/01/1900 0/01/1900	0 0	0.00 0.00	0.00 0.00	0.00 0.00	Miles - GPF_CNN_04 Miles - GPF_CNN_04
Consumables	Nil consumables								
Other	Nil other								

WTF CONSTRUCTION Online 4	Description	Vehicle Type	Beginning Date	Ending Date	Duration (Days)	Total Loads	Average Trips per day	Delivery Frequency (1 truck every 10 days)	Route Description
Building - Materials	Construction materials Ex Gladstone	Road Train	0/01/1900	0/01/1900	0	0	0.00	0.00	Gladstone - GPF_CNN_04
	Construction materials Ex Brisbane	Road Train	0/01/1900	0/01/1900	0	0	0.00	0.00	Brisbane - GPF_CNN_04
	RO Units transport	Oversize	0/01/1900	0/01/1900	0	0	0.00	0.00	Brisbane - GPF_CNN_04
	Gravel truck	Road Train	0/01/1900	0/01/1900	0	0	0.00	0.00	Miles - GPF_CNN_04
Building - Construction Machinery	WTF construction machinery Concrete truck	Articulated Rigid	0/01/1900	0/01/1900	7 0	0 0	0.00 0.00	0.00 0.00	Brisbane - GPF_CNN_04 Miles - GPF_CNN_04
Access to WTF/Camp	Gravel truck	Road Train	0/01/1900	0/01/1900	30	0	0.00	0.00	Miles - GPF_CNN_04
Access - Construction Machinery	All access machinery already on site. No additional movement on public roads								
Staff	Staff travel daily to site from camp within internal constructed roads. No additional travel on public roads								
Potable Water	Potable water taken to site from camp. No additional movement on public roads								
Non-potable water	Water truck	Rigid	0/01/1900	0/01/1900	0	0.00	0.00	0.00	Miles - GPF_CNN_04
Fuel	Fuel truck Fuel tanker	Rigid Road Train	0/01/1900 0/01/1900	0/01/1900 0/01/1900	0 0	0.00 0.00	0.00 0.00	0.00 0.00	Miles - GPF_CNN_04 Brisbane - Miles
Waste	Solid waste disposal Liquid waste disposal	Articulated Articulated	0/01/1900 0/01/1900	0/01/1900 0/01/1900	0 0	0.00 0.00	0.00 0.00	0.00 0.00	Miles - GPF_CNN_04 Miles - GPF_CNN_04
Consumables	Nil consumables								
Other	Nil other								

WTF OPERATION	Description	Vehicle Type	Beginning Date	Ending Date	Duration (Days)	Total Loads	Average Trips per day	Delivery Frequency (1 truck every 10 days)	Route Description
Maintenance Vehicles	Maintenance trucks	Articulated	0/01/1900	18/12/1949	18250	0.00	0.00	0.00	Miles - GPF_CNN_04
Maintenance Equipment	Nil maintenance equipment								
Staff	0 WTF operation staff 20 ppl per bus 2 week shift	Rigid	0/01/1900	18/12/1949	18250	0.00	0.00	0.00	Milesair - GPF_CNN_04
	10 WTF operation staff 1 ppl per car 2 week shift	Light	0/01/1900	18/12/1949	18250	0.00	0.00	0.00	Milesair - GPF_CNN_04
	Potable Water	Water truck	Rigid	0/01/1900	18/12/1949	18250	0.00	0.00	Miles - GPF_CNN_04
Non-potable water	Non-potable water to be available locally (drill water). No transport on public roads								
Fuel	Fuel truck	Rigid	0/01/1900	18/12/1949	18250	0.00	0.00	0.00	Miles - GPF_CNN_04
	Fuel tanker	Road Train	0/01/1900	18/12/1949	18250	0.00	0.00	0.00	Brisbane - Miles
Waste	Solid waste disposal	Articulated	0/01/1900	18/12/1949	18250	0.00	0.00	0.00	Miles - GPF_CNN_04
Consumables	Food truck	Rigid	0/01/1900	18/12/1949	18250	0	0.00	0.00	Miles - GPF_CNN_04
Other									

Traffic Summary - Major items	Vehicle	Capacity	No. Loads	Quantity					GPF_CNN_04
	Fuel truck	15000	1857	27,861,474 L					
	Fuel tanker	34000	819	27,861,474 L					
	Concrete truck	7.4	1366	10,108 m³					
	Water truck	20000	28527	570,535,547 L					
	Food truck	5000	3393	16,964,695 kg					
	Gravel truck	40	2347	93,866 m³					
	Total movements all vehicles on public roads	81,581							
	Total trips all vehicles on public roads	183,183							
	Total Distance Travelled	8,787,280	VKT						
	Average L/km	3.171	L/km						
	Average Trip Distance	53.9	km						

Well Construction	Description	Vehicle Type	Beginning Date	Ending Date	Duration (Days)	Total Required per well	Average Trips per day per well		Route Description
Building - Materials	Construction materials Ex Gladstone	Articulated	1/01/2014	31/12/2045	365.25	2.00	0.01		Gladstone - GPF_DAL_01b
	Construction materials Ex Brisbane	Articulated	1/01/2014	31/12/2045	365.25	4.00	0.02		Brisbane - GPF_DAL_01b
	Gravel truck	Road Train	1/01/2014	31/12/2045	365.25	0.42	0.00		Brisbane - GPF_DAL_01b
Pad - Materials	Concrete truck	Road Train	1/01/2014	31/12/2045	365.25	3.04	0.02		Miles - GPF_DAL_01b
Building - Construction Machinery	Drill/workover rigs - Travel to site	Articulated	1/01/2014	31/12/2045	365.25	2	0.01		Brisbane - GPF_DAL_01b
Staff	Staff travel daily to site from camp within internal constructed roads. No additional travel on public roads								
Potable Water	Potable water taken to site from camp. No additional movement on public roads								
Non potable water and waste water	Non potable water sourced from drill well. No additional movement on public roads								
Fuel	Fuel truck Fuel tanker	Rigid Road Train	1/01/2014 1/01/2014	31/12/2045 31/12/2045	365.25 365.25	2.80 1.24	0.02 0.01		Miles - GPF_DAL_01b Brisbane - Miles
Waste	Solid waste disposal	Articulated	1/01/2014	31/12/2045	365.25	1.00	0.01		Miles - GPF_DAL_01b
Consumables	Nil consumables								
Other	Nil other								

Well Operation	Description	Vehicle Type	Beginning Date	Ending Date	Duration (Days)	Total Loads	Average Trips per day		Route Description
Maintenance Vehicles	Maintenance truck	Articulated	1/01/2014	20/12/2063	365.25	12.00	0.07		Miles - GPF_DAL_01b
Maintenance Equipment	Nil maintenance equipment								

Component

HP Network

ID	GPF_DAL_01b	1/10/2017	(Same timing as GPF)
Begin HP Network Construction	25/11/2017	22.05	km
End HP Network Construction	0.4	55.1	km/day
Length of HP Pipe			days
Construction Rate			
Construction Time			
Truck capacity	162		m/truck
Staff	80		people

CAMP	Description	Vehicle Type	Beginning Date	Ending Date	Duration (Days)	Total Loads	Average Trips per day	Delivery Frequency	Route Description
Building - Materials	80 mobile homes - arrive	Articulated	3/09/2017	1/10/2017	28	80	5.71	0.35	Brisbane - GPF_DAL_01b
	80 mobile homes - depart	Articulated	25/11/2017	23/12/2017	28	80	5.71	0.35	Miles - GPF_DAL_01b
	General materials	Articulated	3/09/2017	1/10/2017	28	2.67	0.19	10.50	Brisbane - GPF_DAL_01b
Building - Construction Machinery	Concrete truck	Rigid	3/09/2017	1/10/2017	28	27	1.93	1.04	Miles - GPF_DAL_01b
Staff	80 HP Network Staff 20 ppl per bus 4 week shift continuous	Rigid	1/10/2017	25/11/2017	55.114575	9.06	0.33	6.08	Milesair - GPF_DAL_01b
	20 HP Network staff 1 person per car 4 week shift continuous	Light	1/10/2017	25/11/2017	55.114575	60.40	2.19	0.91	Milesair - GPF_DAL_01b
	40 establishment staff 20ppl per bus 2wk shift	Rigid	3/09/2017	1/10/2017	28	4.00	0.29	7.00	Milesair - GPF_DAL_01b
	10 establishment staff 1 person per car 2wk shift	Light	3/09/2017	1/10/2017	28	20.00	1.43	1.40	Milesair - GPF_DAL_01b
Potable Water	Water truck	Rigid	3/09/2017	1/10/2017	28	14.00	1.00	2.00	Miles - GPF_DAL_01b
	Operation	Rigid	1/10/2017	25/11/2017	55.11	22.05	0.80	2.50	Miles - GPF_DAL_01b
	Operation	Rigid	1/10/2017	25/11/2017	55.11	22.05	0.80	2.50	Miles - GPF_DAL_01b
Consumables	Food truck	Rigid	3/09/2017	1/10/2017	28	0.84	0.06	33.33	Brisbane - GPF_DAL_01b
	Camp Construction	Rigid	3/09/2017	1/10/2017	28	0.84	0.06	33.33	Gladstone - GPF_DAL_01b
	Camp Operation	Rigid	1/10/2017	25/11/2017	55.11	2.65	0.10	20.83	Brisbane - GPF_DAL_01b
	Camp Operation	Rigid	1/10/2017	25/11/2017	55.11	2.65	0.10	20.83	Gladstone - GPF_DAL_01b
Other	Nil other								

HP Network Construction	Description	Vehicle Type	Beginning Date	Ending Date	Duration (Days)	Total Loads	Average Trips per day per site		Route Description
Building - Materials	HP Pipe delivery	Articulated	1/09/2017	26/10/2017	55.114575	54.43	1.98	1.01	Gladstone - GPF_DAL_01b
	HP Pipe delivery	Articulated	1/09/2017	26/10/2017	55.114575	81.65	2.96	0.68	Brisbane - GPF_DAL_01b
	Fittings and miscellaneous	Articulated	1/10/2017	25/11/2017	55.114575	44.09	1.60	1.25	Gladstone - GPF_DAL_01b
Building - Construction Machinery	Construction machinery - Travel to site	Articulated	1/10/2017	25/11/2017	55.114575	20	0.73	2.76	Brisbane - GPF_DAL_01b
Staff	Staff travel daily to site from camp within internal constructed roads. No additional travel on public roads								
Potable Water	Potable water taken to site from camp. No additional movement on public roads								
Non potable water and waste water	Non potable water sourced from drill well. No additional movement on public roads								
Fuel	Fuel truck Fuel tanker	Rigid Road Train	1/10/2017 1/10/2017	25/11/2017 25/11/2017	55.114575 55.114575	18.37 8.11	0.67 0.29	6.80	Miles - GPF_DAL_01b Brisbane - Miles
Waste	Solid waste disposal	Articulated	1/10/2017	25/11/2017	55.114575	7.87	0.29		Miles - GPF_DAL_01b
Consumables	Nil consumables								
Other	Nil other								

Component

Gas and Water Gathering

ID	GPF_DAL_01b	1/01/2014	(Same timing as drilling)
Begin gathering construction		31/12/2045	(Same timing as drilling)
End gathering construction			
Staff		120	people

CAMP	Description	Vehicle Type	Beginning Date	Ending Date	Duration (Days)	Total Loads	Average Trips per day	Delivery Frequency	Route Description
Building - Materials	120 mobile homes - arrive	Articulated	4/12/2013	1/01/2014	28	120	8.57	0.22	Brisbane - GPF_DAL_01b
	120 mobile homes - depart	Articulated	31/12/2045	28/01/2046	28	120	8.57	0.23	Miles - GPF_DAL_01b
	General materials	Articulated	4/12/2013	1/01/2014	28	4.00	0.29	7.00	Brisbane - GPF_DAL_01b
Building - Construction Machinery	Concrete truck	Rigid	4/12/2013	1/01/2014	28	41	2.90	0.69	Miles - GPF_DAL_01b
Staff	100 Gathering Staff 20 ppl per bus 4 week shift continuous	Rigid	1/01/2014	31/12/2045	11687	3201.92	0.55	3.65	Milesair - GPF_DAL_01b
	20 HP Gathering Staff 1 person per car 4 week shift continuous	Light	1/01/2014	31/12/2045	11687	12807.67	2.19	0.91	Milesair - GPF_DAL_01b
	40 establishment staff 20ppl per bus 2wk shift	Rigid	4/12/2013	1/01/2014	28	4.00	0.29	7.00	Milesair - GPF_DAL_01b
	10 establishment staff 1 person per car 2wk shift	Light	4/12/2013	1/01/2014	28	20.00	1.43	1.40	Milesair - GPF_DAL_01b
Potable Water	Water truck	Rigid	4/12/2013	1/01/2014	28	14.00	1.00	2.00	Miles - GPF_DAL_01b
	Operation	Rigid	1/01/2014	31/12/2045	11687.00	7012.20	1.20	1.67	Miles - GPF_DAL_01b
	Operation	Rigid	1/01/2014	31/12/2045	11687.00	7012.20	1.20	1.67	Miles - GPF_DAL_01b
Consumables	Food truck	Rigid	4/12/2013	1/01/2014	28	1.68	0.12	16.67	Brisbane - GPF_DAL_01b
	Camp Construction	Rigid	1/01/2014	31/12/2045	11687.00	841.46	0.14	13.89	Brisbane - GPF_DAL_01b
	Camp Operation	Rigid	1/01/2014	31/12/2045	11687.00	841.46	0.14	13.89	Gladstone - GPF_DAL_01b
	Camp Operation	Rigid	1/01/2014	31/12/2045	11687.00	841.46	0.14	13.89	Gladstone - GPF_DAL_01b
Other	Nil other								

Gathering Construction	Description	Vehicle Type	Beginning Date	Ending Date	Duration (Days)	Total Loads Required per well network	Average Trips per day per well network		Route Description
Building - Materials	Pipe Materials	Articulated	1/01/2014	31/12/2045	365	1.13	0.01		Townsville - GPF_DAL_01b
	Pipe Materials	Articulated	1/01/2014	31/12/2045	365	1.13	0.01		Brisbane - GPF_DAL_01b
Building - Construction Machinery	Equipment Travel	Articulated	25/12/2013	1/01/2014	7	20	5.71		Brisbane - GPF_DAL_01b
Staff	Staff travel daily to site from camp within internal constructed roads. No additional travel on public roads								
Potable Water	Potable water taken to site from camp. No additional movement on public roads								
Non potable water and waste water	Non potable water sourced from drill well. No additional movement on public roads								
Fuel	Fuel truck Fuel tanker	Rigid Road Train	1/01/2014 1/01/2014	31/12/2045 31/12/2045	365 365	2.80 1.24	0.02 0.01		Miles - GPF_DAL_01b Brisbane - Miles
Waste	Solid waste removal	Articulated	1/01/2014	31/12/2045	365	1.00	0.01		Miles - GPF_DAL_01b
Consumables	Nil consumables								
Other	Nil other								

Component

Water Treatment Facilities

GPF ID	GPF_DAL_01b	
WTF ID	Nil	
Online 1 - Begin Construction		0/01/1900
Online 1 - Completion Date		0/01/1900
Online 1 - Capacity		0
Online 1 - Staff		0
Online 1 - Build Time		0

WTF CONSTRUCTION <i>Online 2</i>	Description	Vehicle Type	Beginning Date	Ending Date	Duration (Days)	Total Loads	Average Trips per day	Delivery Frequency	Route Description
Building - Materials	Construction materials Ex Gladstone	Road Train	0/01/1900	0/01/1900	0	0	0.00	0.00	Gladstone - GPF_DAL_01b
	Construction materials Ex Brisbane	Road Train	0/01/1900	0/01/1900	0	0	0.00	0.00	Brisbane - GPF_DAL_01b
	RO Units transport	Oversize	0/01/1900	0/01/1900	0	0	0.00	0.00	Brisbane - GPF_DAL_01b
	Gravel truck	Road Train	0/01/1900	0/01/1900	0	0	0.00	0.00	Miles - GPF_DAL_01b
Building - Construction Machinery	WTF construction machinery	Articulated	0/01/1900	0/01/1900	7	0	0.00	0.00	Brisbane - GPF_DAL_01b
	Concrete truck	Rigid	0/01/1900	0/01/1900	0	0	0.00	0.00	Miles - GPF_DAL_01b
Access to WTF/Camp	Gravel truck	Road Train	0/01/1900	0/01/1900	30	0	0.00	0.00	Miles - GPF_DAL_01b
Access - Construction Machinery	All access machinery already on site. No additional movement on public roads								
Staff	Staff travel daily to site from camp within internal constructed roads. No additional travel on public roads								
Potable Water	Potable water taken to site from camp. No additional movement on public roads								
Non potable water	Water truck	Rigid	0/01/1900	0/01/1900	0	0.00	0.00	0.00	Miles - GPF_DAL_01b
Fuel	Fuel truck	Rigid	0/01/1900	0/01/1900	0	0.00	0.00	0.00	Miles - GPF_DAL_01b
	Fuel tanker	Road Train	0/01/1900	0/01/1900	0	0.00	0.00	0.00	Brisbane - Miles
Waste	Solid waste disposal	Articulated	0/01/1900	0/01/1900	0	0.00	0.00	0.00	Miles - GPF_DAL_01b
	Liquid waste disposal	Articulated	0/01/1900	0/01/1900	0	0.00	0.00	0.00	Miles - GPF_DAL_01b
Consumables	Nil consumables								
Other	Nil other								

WTF CONSTRUCTION <i>Online 3</i>	Description	Vehicle Type	Beginning Date	Ending Date	Duration (Days)	Total Loads	Average Trips per day	Delivery Frequency	Route Description
Building - Materials	Construction materials Ex Gladstone	Road Train	0/01/1900	0/01/1900	0	0	0.00	0.00	Gladstone - GPF_DAL_01b
	Construction materials Ex Brisbane	Road Train	0/01/1900	0/01/1900	0	0	0.00	0.00	Brisbane - GPF_DAL_01b
	RO Units transport	Oversize	0/01/1900	0/01/1900	0	0	0.00	0.00	Brisbane - GPF_DAL_01b
	Gravel truck	Road Train	0/01/1900	0/01/1900	0	0	0.00	0.00	Miles - GPF_DAL_01b
Building - Construction Machinery	WTF construction machinery	Articulated	0/01/1900	0/01/1900	7	0	0.00	0.00	Brisbane - GPF_DAL_01b
	Concrete truck	Rigid	0/01/1900	0/01/1900	0	0	0.00	0.00	Miles - GPF_DAL_01b
Access to WTF/Camp	Gravel truck	Road Train	0/01/1900	0/01/1900	30	0	0.00	0.00	Miles - GPF_DAL_01b
Access - Construction Machinery	All access machinery already on site. No additional movement on public roads								
Staff	Staff travel daily to site from camp within internal constructed roads. No additional travel on public roads								
Potable Water	Potable water taken to site from camp. No additional movement on public roads								
Non potable water	Water truck	Rigid	0/01/1900	0/01/1900	0	0.00	0.00	0.00	Miles - GPF_DAL_01b
Fuel	Fuel truck	Rigid	0/01/1900	0/01/1900	0	0.00	0.00	0.00	Miles - GPF_DAL_01b
	Fuel tanker	Road Train	0/01/1900	0/01/1900	0	0.00	0.00	0.00	Brisbane - Miles
Waste	Solid waste disposal	Articulated	0/01/1900	0/01/1900	0	0.00	0.00	0.00	Miles - GPF_DAL_01b
	Liquid waste disposal	Articulated	0/01/1900	0/01/1900	0	0.00	0.00	0.00	Miles - GPF_DAL_01b
Consumables	Nil consumables								
Other	Nil other								

WTF CONSTRUCTION <i>Online 4</i>	Description	Vehicle Type	Beginning Date	Ending Date	Duration (Days)	Total Loads	Average Trips per day	Delivery Frequency	Route Description
Building - Materials	Construction materials Ex Gladstone	Road Train	0/01/1900	0/01/1900	0	0	0.00	0.00	Gladstone - GPF_DAL_01b
	Construction materials Ex Brisbane	Road Train	0/01/1900	0/01/1900	0	0	0.00	0.00	Brisbane - GPF_DAL_01b
	RO Units transport	Oversize	0/01/1900	0/01/1900	0	0	0.00	0.00	Brisbane - GPF_DAL_01b
	Gravel truck	Road Train	0/01/1900	0/01/1900	0	0	0.00	0.00	Miles - GPF_DAL_01b
Building - Construction Machinery	WTF construction machinery	Articulated	0/01/1900	0/01/1900	7	0	0.00	0.00	Brisbane - GPF_DAL_01b
	Concrete truck	Rigid	0/01/1900	0/01/1900	0	0	0.00	0.00	Miles - GPF_DAL_01b
Access to WTF/Camp	Gravel truck	Road Train	0/01/1900	0/01/1900	30	0	0.00	0.00	Miles - GPF_DAL_01b
Access - Construction Machinery	All access machinery already on site. No additional movement on public roads								
Staff	Staff travel daily to site from camp within internal constructed roads. No additional travel on public roads								
Potable Water	Potable water taken to site from camp. No additional movement on public roads								
Non potable water	Water truck	Rigid	0/01/1900	0/01/1900	0	0.00	0.00	0.00	Miles - GPF_DAL_01b
Fuel	Fuel truck	Rigid	0/01/1900	0/01/1900	0	0.00	0.00	0.00	Miles - GPF_DAL_01b
	Fuel tanker	Road Train	0/01/1900	0/01/1900	0	0.00	0.00	0.00	Brisbane - Miles
Waste	Solid waste disposal	Articulated	0/01/1900	0/01/1900	0	0.00	0.00	0.00	Miles - GPF_DAL_01b
	Liquid waste disposal	Articulated	0/01/1900	0/01/1900	0	0.00	0.00	0.00	Miles - GPF_DAL_01b
Consumables	Nil consumables								
Other	Nil other								

WTF OPERATION	Description	Vehicle Type	Beginning Date	Ending Date	Duration (Days)	Total Loads	Average Trips per day	Delivery Frequency	Route Description
Maintenance Vehicles	Maintenance trucks	Articulated	0/01/1900	18/12/1949	18250	0.00	0.00	0.00	Miles - GPF_DAL_01b
Maintenance Equipment	Nil maintenance equipment								
Staff	0 WTF operation staff								
	20 ppl per bus								
	2 week shift	Rigid	0/01/1900	18/12/1949	18250	0.00	0.00	0.00	Milesair - GPF_DAL_01b
	15 WTF operation staff								
Potable Water	1 ppl per car	Light	0/01/1900	18/12/1949	18250	0.00	0.00	0.00	Milesair - GPF_DAL_01b
	2 week shift								
Potable Water	Water truck	Rigid	0/01/1900	18/12/1949	18250	0.00	0.00	0.00	Miles - GPF_DAL_01b
Non potable water	Non-potable water to be available locally (drill water) No transport on public roads								
Fuel	Fuel truck	Rigid	0/01/1900	18/12/1949	18250	0.00	0.00	0.00	Miles - GPF_DAL_01b
	Fuel tanker	Road Train	0/01/1900	18/12/1949	18250	0.00	0.00	0.00	Brisbane - Miles
Waste	Solid waste disposal	Articulated	0/01/1900	18/12/1949	18250	0.00	0.00	0.00	Miles - GPF_DAL_01b
Consumables	Food truck	Rigid	0/01/1900	18/12/1949	18250	0	0.00	0.00	Miles - GPF_DAL_01b
Other									

Traffic Summary - Major items				GPF.DAL_01b
Vehicle	Capacity	No. Loads	Quantity	
Fuel truck	15000	3443	36,645,429 L	
Fuel tanker	34000	1078	36,645,429 L	
Concrete truck	7.4	1794	13,277 m3	
Water truck	20000	43407	868,133,547 L	
Food truck	5000	5179	25,892,639 kg	
Gravel truck	40	2469	98,768 m3	
Total movements all vehicles on public roads		114,279		
Total trips all vehicles on public roads		228,557		
Total Distance Travelled		13,885,028	VKT	
Average L/km		2,639	L/km	
Average Trip Distance		60.6	km	

WTF CONSTRUCTION Online 2	Description	Vehicle Type	Beginning Date	Ending Date	Duration (Days)	Total Loads	Average Trips per day	Delivery Frequency (1 truck empty on days)	Route Description
Building - Materials	Construction materials Ex Gladstone	Road Train	0/01/1900	0/01/1900	0	0	0.00	0.00	Gladstone - GPF_NGA_02
	Construction materials Ex Brisbane	Road Train	0/01/1900	0/01/1900	0	0	0.00	0.00	Brisbane - GPF_NGA_02
	RO Units transport	Oversize	0/01/1900	0/01/1900	0	0	0.00	0.00	Brisbane - GPF_NGA_02
	Gravel truck	Road Train	0/01/1900	0/01/1900	0	0	0.00	0.00	Mies - GPF_NGA_02
Building - Construction Machinery	WTF construction machinery	Articulated	0/01/1900	0/01/1900	7	0	0.00	0.00	Brisbane - GPF_NGA_02
	Concrete truck	Rigid	0/01/1900	0/01/1900	0	0	0.00	0.00	Mies - GPF_NGA_02
Access to WTF/Camp	Gravel truck	Road Train	0/01/1900	0/01/1900	30	0	0.00	0.00	Mies - GPF_NGA_02
Access - Construction Machinery	All access machinery already on site. No additional movement on public roads								
Staff	Staff travel daily to site from camp within internal constructed roads. No additional travel on public roads								
Potable Water	Potable water taken to site from camp. No additional movement on public roads								
Non potable water	Water truck	Rigid	0/01/1900	0/01/1900	0	0.00	0.00	0.00	Mies - GPF_NGA_02
Fuel	Fuel truck	Rigid	0/01/1900	0/01/1900	0	0.00	0.00	0.00	Mies - GPF_NGA_02
	Fuel tanker	Road Train	0/01/1900	0/01/1900	0	0.00	0.00	0.00	Brisbane - Mies
Waste	Solid waste disposal	Articulated	0/01/1900	0/01/1900	0	0.00	0.00	0.00	Mies - GPF_NGA_02
	Liquid waste disposal	Articulated	0/01/1900	0/01/1900	0	0.00	0.00	0.00	Mies - GPF_NGA_02
Consumables	Nil consumables								
Other	Nil other								

WTF CONSTRUCTION Online 3	Description	Vehicle Type	Beginning Date	Ending Date	Duration (Days)	Total Loads	Average Trips per day	Delivery Frequency (1 truck empty on days)	Route Description
Building - Materials	Construction materials Ex Gladstone	Road Train	0/01/1900	0/01/1900	0	0	0.00	0.00	Gladstone - GPF_NGA_02
	Construction materials Ex Brisbane	Road Train	0/01/1900	0/01/1900	0	0	0.00	0.00	Brisbane - GPF_NGA_02
	RO Units transport	Oversize	0/01/1900	0/01/1900	0	0	0.00	0.00	Brisbane - GPF_NGA_02
	Gravel truck	Road Train	0/01/1900	0/01/1900	0	0	0.00	0.00	Mies - GPF_NGA_02
Building - Construction Machinery	WTF construction machinery	Articulated	0/01/1900	0/01/1900	7	0	0.00	0.00	Brisbane - GPF_NGA_02
	Concrete truck	Rigid	0/01/1900	0/01/1900	0	0	0.00	0.00	Mies - GPF_NGA_02
Access to WTF/Camp	Gravel truck	Road Train	0/01/1900	0/01/1900	30	0	0.00	0.00	Mies - GPF_NGA_02
Access - Construction Machinery	All access machinery already on site. No additional movement on public roads								
Staff	Staff travel daily to site from camp within internal constructed roads. No additional travel on public roads								
Potable Water	Potable water taken to site from camp. No additional movement on public roads								
Non potable water	Water truck	Rigid	0/01/1900	0/01/1900	0	0.00	0.00	0.00	Mies - GPF_NGA_02
Fuel	Fuel truck	Rigid	0/01/1900	0/01/1900	0	0.00	0.00	0.00	Mies - GPF_NGA_02
	Fuel tanker	Road Train	0/01/1900	0/01/1900	0	0.00	0.00	0.00	Brisbane - Mies
Waste	Solid waste disposal	Articulated	0/01/1900	0/01/1900	0	0.00	0.00	0.00	Mies - GPF_NGA_02
	Liquid waste disposal	Articulated	0/01/1900	0/01/1900	0	0.00	0.00	0.00	Mies - GPF_NGA_02
Consumables	Nil consumables								
Other	Nil other								

WTF CONSTRUCTION Online 4	Description	Vehicle Type	Beginning Date	Ending Date	Duration (Days)	Total Loads	Average Trips per day	Delivery Frequency (1 truck empty on days)	Route Description
Building - Materials	Construction materials Ex Gladstone	Road Train	0/01/1900	0/01/1900	0	0	0.00	0.00	Gladstone - GPF_NGA_02
	Construction materials Ex Brisbane	Road Train	0/01/1900	0/01/1900	0	0	0.00	0.00	Brisbane - GPF_NGA_02
	RO Units transport	Oversize	0/01/1900	0/01/1900	0	0	0.00	0.00	Brisbane - GPF_NGA_02
	Gravel truck	Road Train	0/01/1900	0/01/1900	0	0	0.00	0.00	Mies - GPF_NGA_02
Building - Construction Machinery	WTF construction machinery	Articulated	0/01/1900	0/01/1900	7	0	0.00	0.00	Brisbane - GPF_NGA_02
	Concrete truck	Rigid	0/01/1900	0/01/1900	0	0	0.00	0.00	Mies - GPF_NGA_02
Access to WTF/Camp	Gravel truck	Road Train	0/01/1900	0/01/1900	30	0	0.00	0.00	Mies - GPF_NGA_02
Access - Construction Machinery	All access machinery already on site. No additional movement on public roads								
Staff	Staff travel daily to site from camp within internal constructed roads. No additional travel on public roads								
Potable Water	Potable water taken to site from camp. No additional movement on public roads								
Non potable water	Water truck	Rigid	0/01/1900	0/01/1900	0	0.00	0.00	0.00	Mies - GPF_NGA_02
Fuel	Fuel truck	Rigid	0/01/1900	0/01/1900	0	0.00	0.00	0.00	Mies - GPF_NGA_02
	Fuel tanker	Road Train	0/01/1900	0/01/1900	0	0.00	0.00	0.00	Brisbane - Mies
Waste	Solid waste disposal	Articulated	0/01/1900	0/01/1900	0	0.00	0.00	0.00	Mies - GPF_NGA_02
	Liquid waste disposal	Articulated	0/01/1900	0/01/1900	0	0.00	0.00	0.00	Mies - GPF_NGA_02
Consumables	Nil consumables								
Other	Nil other								

WTF OPERATION	Description	Vehicle Type	Beginning Date	Ending Date	Duration (Days)	Total Loads	Average Trips per day	Delivery Frequency (1 truck empty on days)	Route Description
Maintenance Vehicles	Maintenance trucks	Articulated	1/01/2015	19/12/2064	18250	5214.29	0.57	3.50	Mies - GPF_NGA_02
Maintenance Equipment	Nil maintenance equipment								
Staff	0 WTF operation staff	Rigid	1/01/2015	19/12/2064	18250	0.00	0.00	0.00	Miesair - GPF_NGA_02
	20 ppl per bus 2 week shift								
	10 WTF operation staff	Light	1/01/2015	19/12/2064	18250	13035.71	1.43	1.40	Miesair - GPF_NGA_02
	1 ppl per car 2 week shift								
Potable Water	Water truck	Rigid	1/01/2015	19/12/2064	18250	1825.00	0.20	10.00	Mies - GPF_NGA_02
Non potable water	Non potable water to be available locally (drill water). No transport on public roads								
Fuel	Fuel truck	Rigid	1/01/2015	19/12/2064	18250	173.81	0.02	105.00	Mies - GPF_NGA_02
	Fuel tanker				18250	76.68	0.01		Brisbane - Mies
Waste	Solid waste disposal	Articulated	1/01/2015	19/12/2064	18250	2807.14	0.29	7.00	Mies - GPF_NGA_02
Consumables	Food truck	Rigid	1/01/2015	19/12/2064	18250	876	0.10	20.83	Mies - GPF_NGA_02
Other									

Traffic Summary - Major Items									
	Vehicle	Capacity	No. Loads	Quantity					GPF_NGA_02
	Fuel truck	15000	3206	48,096,192 L					
	Fuel tanker	34000	1415	48,096,192 L					
	Concrete truck	7.4	2228	16,564 m3					
	Water truck	20000	45866	917,123,905 L					
	Food truck	5000	5841	29,705,625 kg					
	Gravel truck	40	2866	116,220 m3					
	Total movements all vehicles on public roads	136,578							
	Total trips all vehicles on public roads	273,156							
	Total Distance Travelled	33,783,016							
	Average L/km	1.425							
	Average Trip Distance	123.6							

WTF CONSTRUCTION <i>Online 2</i>	Description	Vehicle Type	Beginning Date	Ending Date	Duration (Days)	Total Loads	Average Trips per day	Delivery Frequency <i>(1 truck every 24 hours)</i>	Route Description
Building - Materials	Construction materials Ex Gladstone	Road Train	2/04/2019	1/01/2020	274	20	0.15	13.70	Gladstone - GPF_BYM_03
	Construction materials Ex Brisbane	Road Train	2/04/2019	1/01/2020	274	20	0.15	13.70	Brisbane - GPF_BYM_03
	RO Units transport	Oversize	2/04/2019	1/01/2020	274	10	0.07	27.40	Brisbane - GPF_BYM_03
	Gravel truck	Road Train	2/04/2019	1/01/2020	274	250	1.82	1.10	Mies - GPF_BYM_03
Building - Construction Machinery	WTF construction machinery Concrete truck	Articulated Rigid	26/03/2019 2/04/2019	2/04/2019 1/01/2020	7 274	12 135	3.43 0.99	0.58 2.03	Brisbane - GPF_BYM_03 Mies - GPF_BYM_03
Access to WTF/Camp	Gravel truck	Road Train	3/03/2019	2/04/2019	30	225	15.00	0.13	Mies - GPF_BYM_03
Access - Construction Machinery	All access machinery already on site. No additional movement on public roads								
Staff	Staff travel daily to site from camp within internal constructed roads. No additional travel on public roads								
Potable Water	Potable water taken to site from camp. No additional movement on public roads								
Non potable water	Water truck	Rigid	2/04/2019	1/01/2020	274	39.14	0.29	7.00	Mies - GPF_BYM_03
Fuel	Fuel truck	Rigid	2/04/2019	1/01/2020	274	122.39	0.89	2.24	Mies - GPF_BYM_03
	Fuel tanker	Road Train	2/04/2019	1/01/2020	274	53.99	0.39		Brisbane - Mies
Waste	Solid waste disposal	Articulated	2/04/2019	1/01/2020	274	39.14	0.29	7.00	Mies - GPF_BYM_03
	Liquid waste disposal	Articulated	2/04/2019	1/01/2020	274	39.14	0.29	7.00	Mies - GPF_BYM_03
Consumables	Nil consumables								
Other	Nil other								

WTF CONSTRUCTION <i>Online 3</i>	Description	Vehicle Type	Beginning Date	Ending Date	Duration (Days)	Total Loads	Average Trips per day	Delivery Frequency <i>(1 truck every 24 hours)</i>	Route Description
Building - Materials	Construction materials Ex Gladstone	Road Train	0/01/1900	0/01/1900	0	0	0.00	0.00	Gladstone - GPF_BYM_03
	Construction materials Ex Brisbane	Road Train	0/01/1900	0/01/1900	0	0	0.00	0.00	Brisbane - GPF_BYM_03
	RO Units transport	Oversize	0/01/1900	0/01/1900	0	0	0.00	0.00	Brisbane - GPF_BYM_03
	Gravel truck	Road Train	0/01/1900	0/01/1900	0	0	0.00	0.00	Mies - GPF_BYM_03
Building - Construction Machinery	WTF construction machinery Concrete truck	Articulated Rigid	0/01/1900 0/01/1900	0/01/1900 0/01/1900	7 0	0 0	0.00 0.00	0.00 0.00	Brisbane - GPF_BYM_03 Mies - GPF_BYM_03
Access to WTF/Camp	Gravel truck	Road Train	0/01/1900	0/01/1900	30	0	0.00	0.00	Mies - GPF_BYM_03
Access - Construction Machinery	All access machinery already on site. No additional movement on public roads								
Staff	Staff travel daily to site from camp within internal constructed roads. No additional travel on public roads								
Potable Water	Potable water taken to site from camp. No additional movement on public roads								
Non potable water	Water truck	Rigid	0/01/1900	0/01/1900	0	0.00	0.00	0.00	Mies - GPF_BYM_03
Fuel	Fuel truck	Rigid	0/01/1900	0/01/1900	0	0.00	0.00	0.00	Mies - GPF_BYM_03
	Fuel tanker	Road Train	0/01/1900	0/01/1900	0	0.00	0.00	0.00	Brisbane - Mies
Waste	Solid waste disposal	Articulated	0/01/1900	0/01/1900	0	0.00	0.00	0.00	Mies - GPF_BYM_03
	Liquid waste disposal	Articulated	0/01/1900	0/01/1900	0	0.00	0.00	0.00	Mies - GPF_BYM_03
Consumables	Nil consumables								
Other	Nil other								

WTF CONSTRUCTION <i>Online 4</i>	Description	Vehicle Type	Beginning Date	Ending Date	Duration (Days)	Total Loads	Average Trips per day	Delivery Frequency <i>(1 truck every 24 hours)</i>	Route Description
Building - Materials	Construction materials Ex Gladstone	Road Train	0/01/1900	0/01/1900	0	0	0.00	0.00	Gladstone - GPF_BYM_03
	Construction materials Ex Brisbane	Road Train	0/01/1900	0/01/1900	0	0	0.00	0.00	Brisbane - GPF_BYM_03
	RO Units transport	Oversize	0/01/1900	0/01/1900	0	0	0.00	0.00	Brisbane - GPF_BYM_03
	Gravel truck	Road Train	0/01/1900	0/01/1900	0	0	0.00	0.00	Mies - GPF_BYM_03
Building - Construction Machinery	WTF construction machinery Concrete truck	Articulated Rigid	0/01/1900 0/01/1900	0/01/1900 0/01/1900	7 0	0 0	0.00 0.00	0.00 0.00	Brisbane - GPF_BYM_03 Mies - GPF_BYM_03
Access to WTF/Camp	Gravel truck	Road Train	0/01/1900	0/01/1900	30	0	0.00	0.00	Mies - GPF_BYM_03
Access - Construction Machinery	All access machinery already on site. No additional movement on public roads								
Staff	Staff travel daily to site from camp within internal constructed roads. No additional travel on public roads								
Potable Water	Potable water taken to site from camp. No additional movement on public roads								
Non potable water	Water truck	Rigid	0/01/1900	0/01/1900	0	0.00	0.00	0.00	Mies - GPF_BYM_03
Fuel	Fuel truck	Rigid	0/01/1900	0/01/1900	0	0.00	0.00	0.00	Mies - GPF_BYM_03
	Fuel tanker	Road Train	0/01/1900	0/01/1900	0	0.00	0.00	0.00	Brisbane - Mies
Waste	Solid waste disposal	Articulated	0/01/1900	0/01/1900	0	0.00	0.00	0.00	Mies - GPF_BYM_03
	Liquid waste disposal	Articulated	0/01/1900	0/01/1900	0	0.00	0.00	0.00	Mies - GPF_BYM_03
Consumables	Nil consumables								
Other	Nil other								

WTF OPERATION	Description	Vehicle Type	Beginning Date	Ending Date	Duration (Days)	Total Loads	Average Trips per day	Delivery Frequency <i>(1 truck every 24 hours)</i>	Route Description
Maintenance Vehicles	Maintenance trucks	Articulated	1/01/2016	19/12/2065	18250	5214.29	0.57	3.50	Mies - GPF_BYM_03
Maintenance Equipment	Nil maintenance equipment								
Staff	0 WTF operation staff 20 ppl per bus 2 week shift	Rigid	1/01/2016	19/12/2065	18250	0.00	0.00	0.00	Miesair - GPF_BYM_03
	10 WTF operation staff 1 ppl per car 2 week shift					13035.71	1.43	1.40	Miesair - GPF_BYM_03
Potable Water	Water truck	Rigid	1/01/2016	19/12/2065	18250	1825.00	0.20	10.00	Mies - GPF_BYM_03
Non potable water	Non potable water to be available locally (drill water) No transport on public roads								
Fuel	Fuel truck	Rigid Road Train	1/01/2016 1/01/2016	19/12/2065 19/12/2065	18250	173.81	0.02	105.00	Mies - GPF_BYM_03
	Fuel tanker				18250	76.68	0.01		Brisbane - Mies
Waste	Solid waste disposal	Articulated	1/01/2016	19/12/2065	18250	2607.14	0.29	7.00	Mies - GPF_BYM_03
Consumables	Food truck	Rigid	1/01/2016	19/12/2065	18250	876	0.10	20.83	Mies - GPF_BYM_03
Other									

Traffic Summary - Major items				GPF_BYM_03
Vehicle	Capacity	No. Loads	Quantity	
Fuel truck	15000	3810	57,152,330 L	
Fuel tanker	34000	1681	57,152,330 L	
Concrete truck	7.4	2664	19,712 m3	
Water truck	20000	41257	825,134,762 L	
Food truck	5000	5371	26,856,775 kg	
Gravel truck	40	3418	136,700 m3	
Total movements all vehicles on public roads				129,608
Total trips all vehicles on public roads				259,217
Total Distance Travelled	24,532,458	VKT		
Average L/km	2,330	L/km		
Average Trip Distance	94.6	km		

Online 2 - Capacity	0
Online 2 - Staff	0
Online 2 - Build Time	0
Online 3 - Begin Construction	0/01/1900
Online 3 - Completion Date	0/01/1900
Online 3 - Capacity	0
Online 3 - Staff	0
Online 3 - Build Time	0
Online 4 - Begin Construction	0/01/1900
Online 4 - Completion Date	0/01/1900
Online 4 - Capacity	0
Online 4 - Staff	0
Online 4 - Build Time	0

CAMP	Description	Vehicle Type	Beginning Date	Ending Date	Duration (Days)	Total Loads	Average Trips per day	Delivery Frequency	Route Description
Online 1									
Building - Materials	0 mobile homes - arrive 0 mobile homes - depart General materials	Articulated Articulated Articulated	0/01/1900 0/01/1900 0/01/1900	0/01/1900 0/01/1900 0/01/1900	28 28 28	0 0 0.00	0.00 0.00 0.00	0.00 0.00 0.00	Brisbane - GPF_CAS_05 Mies - GPF_CAS_05 Brisbane - GPF_CAS_05
Building - Construction Machinery	Mobile cranes - travel to site Concrete truck Backhoe - travel to site	Articulated Rigid Articulated	0/01/1900 0/01/1900 0/01/1900	0/01/1900 0/01/1900 0/01/1900	7 28 7	0 0 0	0.00 0.00 0.00	0.00 0.00 0.00	Brisbane - GPF_CAS_05 Mies - GPF_CAS_05 Brisbane - GPF_CAS_05
Staff	20 WTF construction staff 20 ppl per bus 2 week shift 20 establishment staff 1 person per car 0 2wk shift 40 establishment staff 20ppl per bus 2wk shift 10 establishment staff 1 person per car 2wk shift	Rigid Light Rigid Light	0/01/1900 0/01/1900 0/01/1900 0/01/1900	0/01/1900 0/01/1900 0/01/1900 0/01/1900	0 0 0 0	0.00 0.00 0.00 0.00	0.00 0.00 0.00 0.00	0.00 0.00 0.00 0.00	Miesair - GPF_CAS_05 Miesair - GPF_CAS_05 Miesair - GPF_CAS_05 Miesair - GPF_CAS_05
Potable Water	Water truck Construction Operation Water truck	Rigid Rigid Rigid Rigid	0/01/1900 0/01/1900 0/01/1900 0/01/1900	0/01/1900 0/01/1900 0/01/1900 0/01/1900	0 0.00 0.00 0.00	0.00 0.00 0.00 0.00	0.00 0.00 0.00 0.00	0.00 0.00 0.00 0.00	Mies - GPF_CAS_05 Mies - GPF_CAS_05 Mies - GPF_CAS_05 Mies - GPF_CAS_05
Consumables	Food truck Camp Construction Camp Operation	Rigid Rigid	0/01/1900 0/01/1900	0/01/1900 0/01/1900	0 0.00	0 0.00	0.00 0.00	0.00 0.00	Brisbane - GPF_CAS_05 Brisbane - GPF_CAS_05
Other	Nil other								

CAMP	Description	Vehicle Type	Beginning Date	Ending Date	Duration (Days)	Total Loads	Average Trips per day	Delivery Frequency	Route Description
Online 2									
Building - Materials	0 mobile homes - arrive 0 mobile homes - depart General materials	Articulated Articulated Articulated	0/01/1900 0/01/1900 0/01/1900	0/01/1900 0/01/1900 0/01/1900	28 14 28	0 0 0.00	0.00 0.00 0.00	0.00 0.00 0.00	Brisbane - GPF_CAS_05 Mies - GPF_CAS_05 Brisbane - GPF_CAS_05
Building - Construction Machinery	Mobile cranes - travel to site Concrete truck Backhoe - travel to site	Articulated Rigid Articulated	0/01/1900 0/01/1900 0/01/1900	0/01/1900 0/01/1900 0/01/1900	7 28 7	0 0 0	0.00 0.00 0.00	0.00 0.00 0.00	Brisbane - GPF_CAS_05 Mies - GPF_CAS_05 Brisbane - GPF_CAS_05
Staff	20 WTF construction staff 20 ppl per bus 2 week shift 10 establishment staff 1 person per car 0 2wk shift 40 establishment staff 20ppl per bus 2wk shift 10 establishment staff 1 person per car 2wk shift	Rigid Light Rigid Light	0/01/1900 0/01/1900 0/01/1900 0/01/1900	0/01/1900 0/01/1900 0/01/1900 0/01/1900	0 0 0 0	0.00 0.00 0.00 0.00	0.00 0.00 0.00 0.00	0.00 0.00 0.00 0.00	Miesair - GPF_CAS_05 Miesair - GPF_CAS_05 Miesair - GPF_CAS_05 Miesair - GPF_CAS_05
Potable Water	Water truck Construction Operation Water truck	Rigid Rigid Rigid Rigid	0/01/1900 0/01/1900 0/01/1900 0/01/1900	0/01/1900 0/01/1900 0/01/1900 0/01/1900	0 0.00 0.00 0.00	0.00 0.00 0.00 0.00	0.00 0.00 0.00 0.00	0.00 0.00 0.00 0.00	Mies - GPF_CAS_05 Mies - GPF_CAS_05 Mies - GPF_CAS_05 Mies - GPF_CAS_05
Consumables	Food truck Camp Construction Camp Operation	Rigid Rigid	0/01/1900 0/01/1900	0/01/1900 0/01/1900	0 0.00	0 0.00	0.00 0.00	0.00 0.00	Brisbane - GPF_CAS_05 Brisbane - GPF_CAS_05
Other	Nil other								

CAMP	Description	Vehicle Type	Beginning Date	Ending Date	Duration (Days)	Total Loads	Average Trips per day	Delivery Frequency	Route Description
Online 3									
Building - Materials	0 mobile homes - arrive 0 mobile homes - depart General materials	Articulated Articulated Articulated	0/01/1900 0/01/1900 0/01/1900	0/01/1900 0/01/1900 0/01/1900	28 14 28	0 0 0.00	0.00 0.00 0.00	0.00 0.00 0.00	Brisbane - GPF_CAS_05 Mies - GPF_CAS_05 Brisbane - GPF_CAS_05
Building - Construction Machinery	Mobile cranes - travel to site Concrete truck Backhoe - travel to site	Articulated Rigid Articulated	0/01/1900 0/01/1900 0/01/1900	0/01/1900 0/01/1900 0/01/1900	7 28 7	0 0 0	0.00 0.00 0.00	0.00 0.00 0.00	Brisbane - GPF_CAS_05 Mies - GPF_CAS_05 Brisbane - GPF_CAS_05
Staff	20 WTF construction staff 20 ppl per bus 2 week shift 10 establishment staff 1 person per car 0 2wk shift 40 establishment staff 20ppl per bus 2wk shift 10 establishment staff 1 person per car 2wk shift	Rigid Light Rigid Light	0/01/1900 0/01/1900 0/01/1900 0/01/1900	0/01/1900 0/01/1900 0/01/1900 0/01/1900	0 0 0 0	0.00 0.00 0.00 0.00	0.00 0.00 0.00 0.00	0.00 0.00 0.00 0.00	Miesair - GPF_CAS_05 Miesair - GPF_CAS_05 Miesair - GPF_CAS_05 Miesair - GPF_CAS_05
Potable Water	Water truck Construction Operation Water truck	Rigid Rigid Rigid Rigid	0/01/1900 0/01/1900 0/01/1900 0/01/1900	0/01/1900 0/01/1900 0/01/1900 0/01/1900	0 0.00 0.00 0.00	0.00 0.00 0.00 0.00	0.00 0.00 0.00 0.00	0.00 0.00 0.00 0.00	Mies - GPF_CAS_05 Mies - GPF_CAS_05 Mies - GPF_CAS_05 Mies - GPF_CAS_05
Consumables	Food truck Camp Construction Camp Operation	Rigid Rigid	0/01/1900 0/01/1900	0/01/1900 0/01/1900	0 0.00	0 0.00	0.00 0.00	0.00 0.00	Brisbane - GPF_CAS_05 Brisbane - GPF_CAS_05
Other	Nil other								

CAMP	Description	Vehicle Type	Beginning Date	Ending Date	Duration (Days)	Total Loads	Average Trips per day	Delivery Frequency	Route Description
Online 4									
Building - Materials	0 mobile homes - arrive 0 mobile homes - depart General materials	Articulated Articulated Articulated	0/01/1900 0/01/1900 0/01/1900	0/01/1900 0/01/1900 0/01/1900	28 14 28	0 0 0.00	0.00 0.00 0.00	0.00 0.00 0.00	Brisbane - GPF_CAS_05 Mies - GPF_CAS_05 Brisbane - GPF_CAS_05
Building - Construction Machinery	Mobile cranes - travel to site Concrete truck Backhoe - travel to site	Articulated Rigid Articulated	0/01/1900 0/01/1900 0/01/1900	0/01/1900 0/01/1900 0/01/1900	7 28 7	0 0 0	0.00 0.00 0.00	0.00 0.00 0.00	Brisbane - GPF_CAS_05 Mies - GPF_CAS_05 Brisbane - GPF_CAS_05
Staff	20 WTF construction staff 20 ppl per bus 2 week shift 10 establishment staff 1 person per car 0 2wk shift 40 establishment staff 20ppl per bus 2wk shift 10 establishment staff 1 person per car 2wk shift	Rigid Light Rigid Light	0/01/1900 0/01/1900 0/01/1900 0/01/1900	0/01/1900 0/01/1900 0/01/1900 0/01/1900	0 0 0 0	0.00 0.00 0.00 0.00	0.00 0.00 0.00 0.00	0.00 0.00 0.00 0.00	Miesair - GPF_CAS_05 Miesair - GPF_CAS_05 Miesair - GPF_CAS_05 Miesair - GPF_CAS_05
Potable Water	Water truck Construction Operation Water truck	Rigid Rigid Rigid Rigid	0/01/1900 0/01/1900 0/01/1900 0/01/1900	0/01/1900 0/01/1900 0/01/1900 0/01/1900	0 0.00 0.00 0.00	0.00 0.00 0.00 0.00	0.00 0.00 0.00 0.00	0.00 0.00 0.00 0.00	Mies - GPF_CAS_05 Mies - GPF_CAS_05 Mies - GPF_CAS_05 Mies - GPF_CAS_05
Consumables	Food truck Camp Construction Camp Operation	Rigid Rigid	0/01/1900 0/01/1900	0/01/1900 0/01/1900	0 0.00	0 0.00	0.00 0.00	0.00 0.00	Brisbane - GPF_CAS_05 Brisbane - GPF_CAS_05
Other	Nil other								

WTF CONSTRUCTION	Description	Vehicle Type	Beginning Date	Ending Date	Duration (Days)	Total Loads	Average Trips per day	Delivery Frequency	Route Description
Online 1									
Building - Materials	Construction materials Ex Gladstone 0 Construction materials Ex Brisbane 40 Units transport Gravel truck	Road Train Road Train Overseas Road Train	0/01/1900 0/01/1900 0/01/1900 0/01/1900	0/01/1900 0/01/1900 0/01/1900 0/01/1900	0 0 0 0	0 0 0 0	0.00 0.00 0.00 0.00	0.00 0.00 0.00 0.00	Gladstone - GPF_CAS_05 Brisbane - GPF_CAS_05 Brisbane - GPF_CAS_05 Mies - GPF_CAS_05
Building - Construction Machinery	WTF construction machinery Concrete truck	Articulated Rigid	0/01/1900 0/01/1900	0/01/1900 0/01/1900	7 0	0 0	0.00 0.00	0.00 0.00	Brisbane - GPF_CAS_05 Mies - GPF_CAS_05
Access to WTF/Camp	Gravel truck	Road Train	0/01/1900	0/01/1900	30	0	0.00	0.00	Mies - GPF_CAS_05
Access - Construction Machinery	All access machinery already on site. No additional movement on public roads								
Staff	Staff travel daily to site from camp within internal constructed roads. No additional travel on public roads								
Potable Water	Potable water taken to site from camp. No additional movement on public roads								
Non potable water	Water truck	Rigid	0/01/1900	0/01/1900	0	0.00	0.00	0.00	Mies - GPF_CAS_05
Fuel	Fuel truck Fuel tanker	Rigid Road Train	0/01/1900 0/01/1900	0/01/1900 0/01/1900	0 0	0.00 0.00	0.00 0.00	0.00 0.00	Mies - GPF_CAS_05 Brisbane - Mies
Waste	Solid waste disposal Liquid waste disposal	Articulated Articulated	0/01/1900 0/01/1900	0/01/1900 0/01/1900	0 0	0.00 0.00	0.00 0.00	0.00 0.00	Mies - GPF_CAS_05 Mies - GPF_CAS_05
Consumables	Nil consumables								
Other	Nil other								

WTF CONSTRUCTION Online 2	Description	Vehicle Type	Beginning Date	Ending Date	Duration (Days)	Total Loads	Average Trips per day	Delivery Frequency (1 truck every 10 days)	Route Description
Building - Materials	Construction materials Ex Gladstone	Road Train	0/01/1900	0/01/1900	0	0	0.00	0.00	Gladstone - GPF_CAS_05
	Construction materials Ex Brisbane	Road Train	0/01/1900	0/01/1900	0	0	0.00	0.00	Brisbane - GPF_CAS_05
	RO Units transport	Oversize	0/01/1900	0/01/1900	0	0	0.00	0.00	Brisbane - GPF_CAS_05
	Gravel truck	Road Train	0/01/1900	0/01/1900	0	0	0.00	0.00	Mies - GPF_CAS_05
Building - Construction Machinery	WTF construction machinery	Articulated	0/01/1900	0/01/1900	7	0	0.00	0.00	Brisbane - GPF_CAS_05
	Concrete truck	Rigid	0/01/1900	0/01/1900	0	0	0.00	0.00	Mies - GPF_CAS_05
Access to WTF/Camp	Gravel truck	Road Train	0/01/1900	0/01/1900	30	0	0.00	0.00	Mies - GPF_CAS_05
Access - Construction Machinery	All access machinery already on site. No additional movement on public roads								
Staff	Staff travel daily to site from camp within internal constructed roads. No additional travel on public roads								
Potable Water	Potable water taken to site from camp. No additional movement on public roads								
Non potable water	Water truck	Rigid	0/01/1900	0/01/1900	0	0.00	0.00	0.00	Mies - GPF_CAS_05
Fuel	Fuel truck	Rigid	0/01/1900	0/01/1900	0	0.00	0.00	0.00	Mies - GPF_CAS_05
	Fuel tanker	Road Train	0/01/1900	0/01/1900	0	0.00	0.00	0.00	Brisbane - Mies
Waste	Solid waste disposal	Articulated	0/01/1900	0/01/1900	0	0.00	0.00	0.00	Mies - GPF_CAS_05
	Liquid waste disposal	Articulated	0/01/1900	0/01/1900	0	0.00	0.00	0.00	Mies - GPF_CAS_05
Consumables	Nil consumables								
Other	Nil other								

WTF CONSTRUCTION Online 2	Description	Vehicle Type	Beginning Date	Ending Date	Duration (Days)	Total Loads	Average Trips per day	Delivery Frequency (1 truck every 10 days)	Route Description
Building - Materials	Construction materials Ex Gladstone	Road Train	0/01/1900	0/01/1900	0	0	0.00	0.00	Gladstone - GPF_CAS_05
	Construction materials Ex Brisbane	Road Train	0/01/1900	0/01/1900	0	0	0.00	0.00	Brisbane - GPF_CAS_05
	RO Units transport	Oversize	0/01/1900	0/01/1900	0	0	0.00	0.00	Brisbane - GPF_CAS_05
	Gravel truck	Road Train	0/01/1900	0/01/1900	0	0	0.00	0.00	Mies - GPF_CAS_05
Building - Construction Machinery	WTF construction machinery	Articulated	0/01/1900	0/01/1900	7	0	0.00	0.00	Brisbane - GPF_CAS_05
	Concrete truck	Rigid	0/01/1900	0/01/1900	0	0	0.00	0.00	Mies - GPF_CAS_05
Access to WTF/Camp	Gravel truck	Road Train	0/01/1900	0/01/1900	30	0	0.00	0.00	Mies - GPF_CAS_05
Access - Construction Machinery	All access machinery already on site. No additional movement on public roads								
Staff	Staff travel daily to site from camp within internal constructed roads. No additional travel on public roads								
Potable Water	Potable water taken to site from camp. No additional movement on public roads								
Non potable water	Water truck	Rigid	0/01/1900	0/01/1900	0	0.00	0.00	0.00	Mies - GPF_CAS_05
Fuel	Fuel truck	Rigid	0/01/1900	0/01/1900	0	0.00	0.00	0.00	Mies - GPF_CAS_05
	Fuel tanker	Road Train	0/01/1900	0/01/1900	0	0.00	0.00	0.00	Brisbane - Mies
Waste	Solid waste disposal	Articulated	0/01/1900	0/01/1900	0	0.00	0.00	0.00	Mies - GPF_CAS_05
	Liquid waste disposal	Articulated	0/01/1900	0/01/1900	0	0.00	0.00	0.00	Mies - GPF_CAS_05
Consumables	Nil consumables								
Other	Nil other								

WTF CONSTRUCTION Online 4	Description	Vehicle Type	Beginning Date	Ending Date	Duration (Days)	Total Loads	Average Trips per day	Delivery Frequency (1 truck every 10 days)	Route Description
Building - Materials	Construction materials Ex Gladstone	Road Train	0/01/1900	0/01/1900	0	0	0.00	0.00	Gladstone - GPF_CAS_05
	Construction materials Ex Brisbane	Road Train	0/01/1900	0/01/1900	0	0	0.00	0.00	Brisbane - GPF_CAS_05
	RO Units transport	Oversize	0/01/1900	0/01/1900	0	0	0.00	0.00	Brisbane - GPF_CAS_05
	Gravel truck	Road Train	0/01/1900	0/01/1900	0	0	0.00	0.00	Mies - GPF_CAS_05
Building - Construction Machinery	WTF construction machinery	Articulated	0/01/1900	0/01/1900	7	0	0.00	0.00	Brisbane - GPF_CAS_05
	Concrete truck	Rigid	0/01/1900	0/01/1900	0	0	0.00	0.00	Mies - GPF_CAS_05
Access to WTF/Camp	Gravel truck	Road Train	0/01/1900	0/01/1900	30	0	0.00	0.00	Mies - GPF_CAS_05
Access - Construction Machinery	All access machinery already on site. No additional movement on public roads								
Staff	Staff travel daily to site from camp within internal constructed roads. No additional travel on public roads								
Potable Water	Potable water taken to site from camp. No additional movement on public roads								
Non potable water	Water truck	Rigid	0/01/1900	0/01/1900	0	0.00	0.00	0.00	Mies - GPF_CAS_05
Fuel	Fuel truck	Rigid	0/01/1900	0/01/1900	0	0.00	0.00	0.00	Mies - GPF_CAS_05
	Fuel tanker	Road Train	0/01/1900	0/01/1900	0	0.00	0.00	0.00	Brisbane - Mies
Waste	Solid waste disposal	Articulated	0/01/1900	0/01/1900	0	0.00	0.00	0.00	Mies - GPF_CAS_05
	Liquid waste disposal	Articulated	0/01/1900	0/01/1900	0	0.00	0.00	0.00	Mies - GPF_CAS_05
Consumables	Nil consumables								
Other	Nil other								

WTF OPERATION	Description	Vehicle Type	Beginning Date	Ending Date	Duration (Days)	Total Loads	Average Trips per day	Delivery Frequency (1 truck every 10 days)	Route Description
Maintenance Vehicles	Maintenance trucks	Articulated	0/01/1900	18/12/1949	18250	0.00	0.00	0.00	Mies - GPF_CAS_05
Maintenance Equipment	Nil maintenance equipment								
Staff	3 WTF operation staff 20 ppl per bus 2 week shift 10 WTF operation staff 1 ppl per car 2 week shift	Rigid	0/01/1900	18/12/1949	18250	0.00	0.00	0.00	Miesair - GPF_CAS_05
		Light	0/01/1900	18/12/1949	18250	0.00	0.00	0.00	Miesair - GPF_CAS_05
Potable Water	Water truck	Rigid	0/01/1900	18/12/1949	18250	0.00	0.00	0.00	Mies - GPF_CAS_05
Non potable water	Non potable water to be available locally (drill water). No transport on public roads								
Fuel	Fuel truck	Rigid	0/01/1900	18/12/1949	18250	0.00	0.00	0.00	Mies - GPF_CAS_05
	Fuel tanker	Road Train	0/01/1900	18/12/1949	18250	0.00	0.00	0.00	Brisbane - Mies
Waste	Solid waste disposal	Articulated	0/01/1900	18/12/1949	18250	0.00	0.00	0.00	Mies - GPF_CAS_05
	Liquid waste disposal	Articulated	0/01/1900	18/12/1949	18250	0.00	0.00	0.00	Mies - GPF_CAS_05
Consumables	Food truck	Rigid	0/01/1900	18/12/1949	18250	0	0.00	0.00	Mies - GPF_CAS_05
Other									

Traffic Summary - Major Items									
	Vehicle	Capacity	No. Loads	Quantity					GPF_CAS_05
	Fuel truck	15000	2989	44,829,284 L					
	Fuel tanker	34000	1319	44,829,284 L					
	Concrete truck	7.4	2998	15,526 m3					
	Water truck	20000	39266	785,317,547 L					
	Food truck	5000	4662	23,498,155 kg					
	Gravel truck	40	2434	97,344 m3					
	Total movements all vehicles on public roads	106,656							
	Total trips all vehicles on public roads	213,311							
	Total Distance Travelled	18,390,952	Km						
	Average L/km	2,439							
	Average Trip Distance	86.2	km						

Online 2 - Capacity	0
Online 2 - Staff	0
Online 2 - Build Time	0
Online 3 - Begin Construction	0/01/1900
Online 3 - Completion Date	0/01/1900
Online 3 - Capacity	0
Online 3 - Staff	0
Online 3 - Build Time	0
Online 4 - Begin Construction	0/01/1900
Online 4 - Completion Date	0/01/1900
Online 4 - Capacity	0
Online 4 - Staff	0
Online 4 - Build Time	0

CAMP	Description	Vehicle Type	Beginning Date	Ending Date	Duration (Days)	Total Loads	Average Trips per day	Delivery Frequency	Route Description
Online 1									
Building - Materials	0 mobile homes - arrive 0 mobile homes - depart General materials	Articulated Articulated Articulated	0/01/1900 0/01/1900 0/01/1900	0/01/1900 0/01/1900 0/01/1900	28 28 28	0 0 0.00	0.00 0.00 0.00	0.00 0.00 0.00	Brisbane - GPF_KIA_01a Mies - GPF_KIA_01a Brisbane - GPF_KIA_01a
Building - Construction Machinery	Mobile cranes - travel to site Concrete truck Backhoe - travel to site	Articulated Rigid Articulated	0/01/1900 0/01/1900 0/01/1900	0/01/1900 0/01/1900 0/01/1900	7 28 7	0 0 0	0.00 0.00 0.00	0.00 0.00 0.00	Brisbane - GPF_KIA_01a Mies - GPF_KIA_01a Brisbane - GPF_KIA_01a
Staff	20 WTF construction staff 20 ppl per bus 2 week shift 20 establishment staff 1 person per car 0 2wk shift 40 establishment staff 20ppl per bus 2wk shift 10 establishment staff 1 person per car 2wk shift	Rigid Light Rigid Light	0/01/1900 0/01/1900 0/01/1900 0/01/1900	0/01/1900 0/01/1900 0/01/1900 0/01/1900	0 0 0 0	0.00 0.00 0.00 0.00	0.00 0.00 0.00 0.00	0.00 0.00 0.00 0.00	Miesair - GPF_KIA_01a Miesair - GPF_KIA_01a Miesair - GPF_KIA_01a Miesair - GPF_KIA_01a
Potable Water	Construction Operation Water truck Water truck Water truck	 Rigid Rigid Rigid	 0/01/1900 0/01/1900 0/01/1900	 0/01/1900 0/01/1900 0/01/1900	 0 0.00 0.00	 0.00 0.00 0.00	 0.00 0.00 0.00	 0.00 0.00 0.00	Mies - GPF_KIA_01a Mies - GPF_KIA_01a Mies - GPF_KIA_01a
Consumables	Camp Construction Camp Operation	 Food truck Food truck	 0/01/1900 0/01/1900	 0/01/1900 0/01/1900	 0 0.00	 0 0.00	 0.00 0.00	 0.00 0.00	Brisbane - GPF_KIA_01a Brisbane - GPF_KIA_01a
Other	Nil other								

CAMP	Description	Vehicle Type	Beginning Date	Ending Date	Duration (Days)	Total Loads	Average Trips per day	Delivery Frequency	Route Description
Online 2									
Building - Materials	0 mobile homes - arrive 0 mobile homes - depart General materials	Articulated Articulated Articulated	0/01/1900 0/01/1900 0/01/1900	0/01/1900 0/01/1900 0/01/1900	28 14 28	0 0 0.00	0.00 0.00 0.00	0.00 0.00 0.00	Brisbane - GPF_KIA_01a Mies - GPF_KIA_01a Brisbane - GPF_KIA_01a
Building - Construction Machinery	Mobile cranes - travel to site Concrete truck Backhoe - travel to site	Articulated Rigid Articulated	0/01/1900 0/01/1900 0/01/1900	0/01/1900 0/01/1900 0/01/1900	7 28 7	0 0 0	0.00 0.00 0.00	0.00 0.00 0.00	Brisbane - GPF_KIA_01a Mies - GPF_KIA_01a Brisbane - GPF_KIA_01a
Staff	20 WTF construction staff 20 ppl per bus 2 week shift 10 establishment staff 1 person per car 0 2wk shift 40 establishment staff 20ppl per bus 2wk shift 10 establishment staff 1 person per car 2wk shift	Rigid Light Rigid Light	0/01/1900 0/01/1900 0/01/1900 0/01/1900	0/01/1900 0/01/1900 0/01/1900 0/01/1900	0 0 0 0	0.00 0.00 0.00 0.00	0.00 0.00 0.00 0.00	0.00 0.00 0.00 0.00	Miesair - GPF_KIA_01a Miesair - GPF_KIA_01a Miesair - GPF_KIA_01a Miesair - GPF_KIA_01a
Potable Water	Construction Operation Water truck Water truck Water truck	 Rigid Rigid Rigid	 0/01/1900 0/01/1900 0/01/1900	 0/01/1900 0/01/1900 0/01/1900	 0 0.00 0.00	 0.00 0.00 0.00	 0.00 0.00 0.00	 0.00 0.00 0.00	Mies - GPF_KIA_01a Mies - GPF_KIA_01a Mies - GPF_KIA_01a
Consumables	Camp Construction Camp Operation	 Food truck Food truck	 0/01/1900 0/01/1900	 0/01/1900 0/01/1900	 0 0.00	 0 0.00	 0.00 0.00	 0.00 0.00	Brisbane - GPF_KIA_01a Brisbane - GPF_KIA_01a
Other	Nil other								

CAMP	Description	Vehicle Type	Beginning Date	Ending Date	Duration (Days)	Total Loads	Average Trips per day	Delivery Frequency	Route Description
Online 3									
Building - Materials	0 mobile homes - arrive 0 mobile homes - depart General materials	Articulated Articulated Articulated	0/01/1900 0/01/1900 0/01/1900	0/01/1900 0/01/1900 0/01/1900	28 14 28	0 0 0.00	0.00 0.00 0.00	0.00 0.00 0.00	Brisbane - GPF_KIA_01a Mies - GPF_KIA_01a Brisbane - GPF_KIA_01a
Building - Construction Machinery	Mobile cranes - travel to site Concrete truck Backhoe - travel to site	Articulated Rigid Articulated	0/01/1900 0/01/1900 0/01/1900	0/01/1900 0/01/1900 0/01/1900	7 28 7	0 0 0	0.00 0.00 0.00	0.00 0.00 0.00	Brisbane - GPF_KIA_01a Mies - GPF_KIA_01a Brisbane - GPF_KIA_01a
Staff	20 WTF construction staff 20 ppl per bus 2 week shift 10 establishment staff 1 person per car 0 2wk shift 40 establishment staff 20ppl per bus 2wk shift 10 establishment staff 1 person per car 2wk shift	Rigid Light Rigid Light	0/01/1900 0/01/1900 0/01/1900 0/01/1900	0/01/1900 0/01/1900 0/01/1900 0/01/1900	0 0 0 0	0.00 0.00 0.00 0.00	0.00 0.00 0.00 0.00	0.00 0.00 0.00 0.00	Miesair - GPF_KIA_01a Miesair - GPF_KIA_01a Miesair - GPF_KIA_01a Miesair - GPF_KIA_01a
Potable Water	Construction Operation Water truck Water truck Water truck	 Rigid Rigid Rigid	 0/01/1900 0/01/1900 0/01/1900	 0/01/1900 0/01/1900 0/01/1900	 0 0.00 0.00	 0.00 0.00 0.00	 0.00 0.00 0.00	 0.00 0.00 0.00	Mies - GPF_KIA_01a Mies - GPF_KIA_01a Mies - GPF_KIA_01a
Consumables	Camp Construction Camp Operation	 Food truck Food truck	 0/01/1900 0/01/1900	 0/01/1900 0/01/1900	 0 0.00	 0 0.00	 0.00 0.00	 0.00 0.00	Brisbane - GPF_KIA_01a Brisbane - GPF_KIA_01a
Other	Nil other								

CAMP	Description	Vehicle Type	Beginning Date	Ending Date	Duration (Days)	Total Loads	Average Trips per day	Delivery Frequency	Route Description
Online 4									
Building - Materials	0 mobile homes - arrive 0 mobile homes - depart General materials	Articulated Articulated Articulated	0/01/1900 0/01/1900 0/01/1900	0/01/1900 0/01/1900 0/01/1900	28 14 28	0 0 0.00	0.00 0.00 0.00	0.00 0.00 0.00	Brisbane - GPF_KIA_01a Mies - GPF_KIA_01a Brisbane - GPF_KIA_01a
Building - Construction Machinery	Mobile cranes - travel to site Concrete truck Backhoe - travel to site	Articulated Rigid Articulated	0/01/1900 0/01/1900 0/01/1900	0/01/1900 0/01/1900 0/01/1900	7 28 7	0 0 0	0.00 0.00 0.00	0.00 0.00 0.00	Brisbane - GPF_KIA_01a Mies - GPF_KIA_01a Brisbane - GPF_KIA_01a
Staff	20 WTF construction staff 20 ppl per bus 2 week shift 10 establishment staff 1 person per car 0 2wk shift 40 establishment staff 20ppl per bus 2wk shift 10 establishment staff 1 person per car 2wk shift	Rigid Light Rigid Light	0/01/1900 0/01/1900 0/01/1900 0/01/1900	0/01/1900 0/01/1900 0/01/1900 0/01/1900	0 0 0 0	0.00 0.00 0.00 0.00	0.00 0.00 0.00 0.00	0.00 0.00 0.00 0.00	Miesair - GPF_KIA_01a Miesair - GPF_KIA_01a Miesair - GPF_KIA_01a Miesair - GPF_KIA_01a
Potable Water	Construction Operation Water truck Water truck Water truck	 Rigid Rigid Rigid	 0/01/1900 0/01/1900 0/01/1900	 0/01/1900 0/01/1900 0/01/1900	 0 0.00 0.00	 0.00 0.00 0.00	 0.00 0.00 0.00	 0.00 0.00 0.00	Mies - GPF_KIA_01a Mies - GPF_KIA_01a Mies - GPF_KIA_01a
Consumables	Camp Construction Camp Operation	 Food truck Food truck	 0/01/1900 0/01/1900	 0/01/1900 0/01/1900	 0 0.00	 0 0.00	 0.00 0.00	 0.00 0.00	Brisbane - GPF_KIA_01a Brisbane - GPF_KIA_01a
Other	Nil other								

WTF CONSTRUCTION	Description	Vehicle Type	Beginning Date	Ending Date	Duration (Days)	Total Loads	Average Trips per day	Delivery Frequency	Route Description
Online 1									
Building - Materials	Construction materials Ex Gladstone 0 Construction materials Ex Brisbane 40 Units transport Gravel truck	Road Train Road Train Overseas Road Train	0/01/1900 0/01/1900 0/01/1900 0/01/1900	0/01/1900 0/01/1900 0/01/1900 0/01/1900	0 0 0 0	0 0 0 0	0.00 0.00 0.00 0.00	0.00 0.00 0.00 0.00	Gladstone - GPF_KIA_01a Brisbane - GPF_KIA_01a Brisbane - GPF_KIA_01a Mies - GPF_KIA_01a
Building - Construction Machinery	WTF construction machinery Concrete truck	Articulated Rigid	0/01/1900 0/01/1900	0/01/1900 0/01/1900	7 0	0 0	0.00 0.00	0.00 0.00	Brisbane - GPF_KIA_01a Mies - GPF_KIA_01a
Access to WTF/Camp	Gravel truck	Road Train	0/01/1900	0/01/1900	30	0	0.00	0.00	Mies - GPF_KIA_01a
Access - Construction Machinery	All access machinery already on site. No additional movement on public roads								
Staff	Staff travel daily to site from camp within internal constructed roads. No additional travel on public roads								
Potable Water	Potable water taken to site from camp. No additional movement on public roads								
Non potable water	Water truck	Rigid	0/01/1900	0/01/1900	0	0.00	0.00	0.00	Mies - GPF_KIA_01a
Fuel	Fuel truck Fuel tanker	Rigid Road Train	0/01/1900 0/01/1900	0/01/1900 0/01/1900	0 0	0.00 0.00	0.00 0.00	0.00 0.00	Mies - GPF_KIA_01a Brisbane - Mies
Waste	Solid waste disposal Liquid waste disposal	Articulated Articulated	0/01/1900 0/01/1900	0/01/1900 0/01/1900	0 0	0.00 0.00	0.00 0.00	0.00 0.00	Mies - GPF_KIA_01a Mies - GPF_KIA_01a
Consumables	Nil consumables								
Other	Nil other								

WTF CONSTRUCTION Online 2	Description	Vehicle Type	Beginning Date	Ending Date	Duration (Days)	Total Loads	Average Trips per day	Delivery Frequency (1 truck every 10 days)	Route Description
Building - Materials	Construction materials Ex Gladstone	Road Train	0/01/1900	0/01/1900	0	0	0.00	0.00	Gladstone - GPF_KIA_01a
	Construction materials Ex Brisbane	Road Train	0/01/1900	0/01/1900	0	0	0.00	0.00	Brisbane - GPF_KIA_01a
	RO Units transport	Oversize	0/01/1900	0/01/1900	0	0	0.00	0.00	Brisbane - GPF_KIA_01a
	Gravel truck	Road Train	0/01/1900	0/01/1900	0	0	0.00	0.00	Mies - GPF_KIA_01a
Building - Construction Machinery	WTF construction machinery	Articulated	0/01/1900	0/01/1900	7	0	0.00	0.00	Brisbane - GPF_KIA_01a
	Concrete truck	Rigid	0/01/1900	0/01/1900	0	0	0.00	0.00	Mies - GPF_KIA_01a
Access to WTF/Camp	Gravel truck	Road Train	0/01/1900	0/01/1900	30	0	0.00	0.00	Mies - GPF_KIA_01a
Access - Construction Machinery	All access machinery already on site. No additional movement on public roads								
Staff	Staff travel daily to site from camp within internal constructed roads. No additional travel on public roads								
Potable Water	Potable water taken to site from camp. No additional movement on public roads								
Non potable water	Water truck	Rigid	0/01/1900	0/01/1900	0	0.00	0.00	0.00	Mies - GPF_KIA_01a
Fuel	Fuel truck	Rigid	0/01/1900	0/01/1900	0	0.00	0.00	0.00	Mies - GPF_KIA_01a
	Fuel tanker	Road Train	0/01/1900	0/01/1900	0	0.00	0.00	0.00	Brisbane - Mies
Waste	Solid waste disposal	Articulated	0/01/1900	0/01/1900	0	0.00	0.00	0.00	Mies - GPF_KIA_01a
	Liquid waste disposal	Articulated	0/01/1900	0/01/1900	0	0.00	0.00	0.00	Mies - GPF_KIA_01a
Consumables	Nil consumables								
Other	Nil other								

WTF CONSTRUCTION Online 2	Description	Vehicle Type	Beginning Date	Ending Date	Duration (Days)	Total Loads	Average Trips per day	Delivery Frequency (1 truck every 10 days)	Route Description
Building - Materials	Construction materials Ex Gladstone	Road Train	0/01/1900	0/01/1900	0	0	0.00	0.00	Gladstone - GPF_KIA_01a
	Construction materials Ex Brisbane	Road Train	0/01/1900	0/01/1900	0	0	0.00	0.00	Brisbane - GPF_KIA_01a
	RO Units transport	Oversize	0/01/1900	0/01/1900	0	0	0.00	0.00	Brisbane - GPF_KIA_01a
	Gravel truck	Road Train	0/01/1900	0/01/1900	0	0	0.00	0.00	Mies - GPF_KIA_01a
Building - Construction Machinery	WTF construction machinery	Articulated	0/01/1900	0/01/1900	7	0	0.00	0.00	Brisbane - GPF_KIA_01a
	Concrete truck	Rigid	0/01/1900	0/01/1900	0	0	0.00	0.00	Mies - GPF_KIA_01a
Access to WTF/Camp	Gravel truck	Road Train	0/01/1900	0/01/1900	30	0	0.00	0.00	Mies - GPF_KIA_01a
Access - Construction Machinery	All access machinery already on site. No additional movement on public roads								
Staff	Staff travel daily to site from camp within internal constructed roads. No additional travel on public roads								
Potable Water	Potable water taken to site from camp. No additional movement on public roads								
Non potable water	Water truck	Rigid	0/01/1900	0/01/1900	0	0.00	0.00	0.00	Mies - GPF_KIA_01a
Fuel	Fuel truck	Rigid	0/01/1900	0/01/1900	0	0.00	0.00	0.00	Mies - GPF_KIA_01a
	Fuel tanker	Road Train	0/01/1900	0/01/1900	0	0.00	0.00	0.00	Brisbane - Mies
Waste	Solid waste disposal	Articulated	0/01/1900	0/01/1900	0	0.00	0.00	0.00	Mies - GPF_KIA_01a
	Liquid waste disposal	Articulated	0/01/1900	0/01/1900	0	0.00	0.00	0.00	Mies - GPF_KIA_01a
Consumables	Nil consumables								
Other	Nil other								

WTF CONSTRUCTION Online 4	Description	Vehicle Type	Beginning Date	Ending Date	Duration (Days)	Total Loads	Average Trips per day	Delivery Frequency (1 truck every 10 days)	Route Description
Building - Materials	Construction materials Ex Gladstone	Road Train	0/01/1900	0/01/1900	0	0	0.00	0.00	Gladstone - GPF_KIA_01a
	Construction materials Ex Brisbane	Road Train	0/01/1900	0/01/1900	0	0	0.00	0.00	Brisbane - GPF_KIA_01a
	RO Units transport	Oversize	0/01/1900	0/01/1900	0	0	0.00	0.00	Brisbane - GPF_KIA_01a
	Gravel truck	Road Train	0/01/1900	0/01/1900	0	0	0.00	0.00	Mies - GPF_KIA_01a
Building - Construction Machinery	WTF construction machinery	Articulated	0/01/1900	0/01/1900	7	0	0.00	0.00	Brisbane - GPF_KIA_01a
	Concrete truck	Rigid	0/01/1900	0/01/1900	0	0	0.00	0.00	Mies - GPF_KIA_01a
Access to WTF/Camp	Gravel truck	Road Train	0/01/1900	0/01/1900	30	0	0.00	0.00	Mies - GPF_KIA_01a
Access - Construction Machinery	All access machinery already on site. No additional movement on public roads								
Staff	Staff travel daily to site from camp within internal constructed roads. No additional travel on public roads								
Potable Water	Potable water taken to site from camp. No additional movement on public roads								
Non potable water	Water truck	Rigid	0/01/1900	0/01/1900	0	0.00	0.00	0.00	Mies - GPF_KIA_01a
Fuel	Fuel truck	Rigid	0/01/1900	0/01/1900	0	0.00	0.00	0.00	Mies - GPF_KIA_01a
	Fuel tanker	Road Train	0/01/1900	0/01/1900	0	0.00	0.00	0.00	Brisbane - Mies
Waste	Solid waste disposal	Articulated	0/01/1900	0/01/1900	0	0.00	0.00	0.00	Mies - GPF_KIA_01a
	Liquid waste disposal	Articulated	0/01/1900	0/01/1900	0	0.00	0.00	0.00	Mies - GPF_KIA_01a
Consumables	Nil consumables								
Other	Nil other								

WTF OPERATION	Description	Vehicle Type	Beginning Date	Ending Date	Duration (Days)	Total Loads	Average Trips per day	Delivery Frequency (1 truck every 10 days)	Route Description
Maintenance Vehicles	Maintenance trucks	Articulated	0/01/1900	18/12/1949	18250	0.00	0.00	0.00	Mies - GPF_KIA_01a
Maintenance Equipment	Nil maintenance equipment								
Staff	0 WTF operation staff								
	20 ppl per bus	Rigid	0/01/1900	18/12/1949	18250	0.00	0.00	0.00	Miesair - GPF_KIA_01a
	2 week shift								
	10 WTF operation staff	Light	0/01/1900	18/12/1949	18250	0.00	0.00	0.00	Miesair - GPF_KIA_01a
	1 ppl per car								
	2 week shift								
Potable Water	Water truck	Rigid	0/01/1900	18/12/1949	18250	0.00	0.00	0.00	Mies - GPF_KIA_01a
Non potable water	Non potable water to be available locally (drill water) No transport on public roads								
Fuel	Fuel truck	Rigid	0/01/1900	18/12/1949	18250	0.00	0.00	0.00	Mies - GPF_KIA_01a
	Fuel tanker	Road Train	0/01/1900	18/12/1949	18250	0.00	0.00	0.00	Brisbane - Mies
Waste	Solid waste disposal	Articulated	0/01/1900	18/12/1949	18250	0.00	0.00	0.00	Mies - GPF_KIA_01a
Consumables	Food truck	Rigid	0/01/1900	18/12/1949	18250	0	0.00	0.00	Mies - GPF_KIA_01a
Other									

Traffic Summary - Major Items	Vehicle	Capacity	No. Loads	Quantity					GPF_KIA_01a
	Fuel truck	15000	1856	27,834,555 L					
	Fuel tanker	34000	819	27,834,555 L					
	Concrete truck	7.4	1472	10,890 m3					
	Water truck	20000	22662	453,345,547 L					
	Food truck	5000	2669	13,445,595 kg					
	Gravel truck	40	2347	93,864 m3					
	Total movements all vehicles on public roads	69,880							
	Total trips all vehicles on public roads	139,760							
	Total Distance Travelled	18,810,196	UKT						
	Average L/km	1.480	L/km						
	Average Trip Distance	134.6	km						

Well Construction	Description	Vehicle Type	Beginning Date	Ending Date	Duration (Days)	Total Required per well	Average Trips per day per well		Route Description
Building - Materials	Construction materials Ex Gladstone	Articulated Road Train	1/01/2017	31/12/2035	365.25	2.00	0.01		Gladstone - GPF_GIL_02
	Construction materials Ex Brisbane		1/01/2017	31/12/2035	365.25	4.00	0.02		Brisbane - GPF_GIL_02
	Gravel truck		1/01/2017	31/12/2035	365.25	0.42	0.00		Brisbane - GPF_GIL_02
Pad - Materials	Concrete truck	Road Train	1/01/2017	31/12/2035	365.25	3.04	0.02		Mies - GPF_GIL_02
Building - Construction Machinery	Drill/workover rigs - Travel to site	Articulated	1/01/2017	31/12/2035	365.25	2	0.01		Brisbane - GPF_GIL_02
Staff	Staff travel daily to site from camp within internal constructed roads. No additional travel on public roads								
Potable Water	Potable water taken to site from camp. No additional movement on public roads								
Non-potable water and waste water	Non potable water sourced from drill well. No additional movement on public roads								
Fuel	Fuel truck	Rigid Road Train	1/01/2017	31/12/2035	365.25	2.80	0.02		Mies - GPF_GIL_02
	Fuel tanker		1/01/2017	31/12/2035	365.25	1.24	0.01		Brisbane - Mies
Waste	Solid waste disposal	Articulated	1/01/2017	31/12/2035	365.25	1.00	0.01		Mies - GPF_GIL_02
Consumables	Nil consumables								
Other	Nil other								

Well Operation	Description	Vehicle Type	Beginning Date	Ending Date	Duration (Days)	Total Loads	Average Trips per day		Route Description
Maintenance Vehicles	Maintenance truck	Articulated	1/01/2017	20/12/2066	365.25	12.00	0.07		Mies - GPF_GIL_02
Maintenance Equipment	Nil maintenance equipment								

Component

HP Network

ID	GPF_GIL_02	1/03/2018	(Same timing as GPF)
Begin HP Network Construction		25/04/2018	
End HP Network Construction		22.05	km
Length of HP Pipe		0.4	km/day
Construction Rate		55.1	days
Construction Time			
Truck capacity		162	m/truck
Staff		80	people

CAMP	Description	Vehicle Type	Beginning Date	Ending Date	Duration (Days)	Total Loads	Average Trips per day	Delivery Frequency (1 truck every 10 days)	Route Description
Building - Materials	80 mobile homes - arrive	Articulated	1/02/2018	1/03/2018	28	80	5.71	0.35	Brisbane - GPF_GIL_02
	80 mobile homes - depart	Articulated	25/04/2018	23/05/2018	28	80	5.71	0.35	Mies - GPF_GIL_02
	General materials	Articulated	1/02/2018	1/03/2018	28	2.67	0.19	10.50	Brisbane - GPF_GIL_02
Building - Construction Machinery	Concrete truck	Rigid	1/02/2018	1/03/2018	28	27	1.93	1.04	Mies - GPF_GIL_02
Staff	60 HP Network Staff	Rigid	1/02/2018	25/04/2018	55.114575	9.06	0.33	6.08	Miesair - GPF_GIL_02
	20 ppl per bus		1/03/2018	25/04/2018	55.114575	60.40	2.19	0.91	Miesair - GPF_GIL_02
	4 week shift continuous	Light	1/03/2018	25/04/2018	55.114575	60.40	2.19	0.91	Miesair - GPF_GIL_02
	20 ppl per bus	Rigid	1/02/2018	1/03/2018	28	4.00	0.29	7.00	Miesair - GPF_GIL_02
	4 week shift continuous		1/02/2018	1/03/2018	28	20.00	1.43	1.40	Miesair - GPF_GIL_02
Potable Water	Water truck	Rigid	1/02/2018	1/03/2018	28	14.00	1.00	2.00	Mies - GPF_GIL_02
Construction	Water truck	Rigid	1/03/2018	25/04/2018	55.11	22.05	0.80	2.50	Mies - GPF_GIL_02
Operation	Water truck	Rigid	1/03/2018	25/04/2018	55.11	22.05	0.80	2.50	Mies - GPF_GIL_02
Consumables	Food truck	Rigid	1/02/2018	1/03/2018	28	0.84	0.06	33.33	Brisbane - GPF_GIL_02
	Food truck	Rigid	1/02/2018	1/03/2018	28	0.84	0.06	33.33	Gladstone - GPF_GIL_02
Camp Construction	Food truck	Rigid	1/03/2018	25/04/2018	55.11	2.65	0.10	20.83	Brisbane - GPF_GIL_02
Camp Operation	Food truck	Rigid	1/03/2018	25/04/2018	55.11	2.65	0.10	20.83	Gladstone - GPF_GIL_02
Other	Nil other								

HP Network Construction	Description	Vehicle Type	Beginning Date	Ending Date	Duration (Days)	Total Loads	Average Trips per day per site		Route Description
Building - Materials	HP Pipe delivery	Articulated	30/01/2018	26/03/2018	55.114575	54.43	1.96	1.01	Gladstone - GPF_GIL_02
	HP Pipe delivery	Articulated	30/01/2018	26/03/2018	55.114575	81.65	2.96	0.68	Brisbane - GPF_GIL_02
	Fittings and miscellaneous	Articulated	1/03/2018	25/04/2018	55.114575	44.09	1.60	1.25	Gladstone - GPF_GIL_02
Building - Construction Machinery	Construction machinery - Travel to site	Articulated	1/03/2018	25/04/2018	55.114575	20	0.73	2.76	Brisbane - GPF_GIL_02
Staff	Staff travel daily to site from camp within internal constructed roads. No additional travel on public roads								
Potable Water	Potable water taken to site from camp. No additional movement on public roads								
Non-potable water and waste water	Non potable water sourced from drill well. No additional movement on public roads								
Fuel	Fuel truck	Rigid Road Train	1/03/2018	25/04/2018	55.114575	16.37	0.67	6.80	Mies - GPF_GIL_02
	Fuel tanker		1/03/2018	25/04/2018	55.114575	8.11	0.29		Brisbane - Mies
Waste	Solid waste disposal	Articulated	1/03/2018	25/04/2018	55.114575	7.87	0.29		Mies - GPF_GIL_02
Consumables	Nil consumables								
Other	Nil other								

Component

Gas and Water Gathering

ID	GPF_GIL_02	1/01/2017	(Same timing as drilling)
Begin gathering construction		31/12/2035	(Same timing as drilling)
End gathering construction			
Staff		120	people

CAMP	Description	Vehicle Type	Beginning Date	Ending Date	Duration (Days)	Total Loads	Average Trips per day	Delivery Frequency (1 truck every 10 days)	Route Description
Building - Materials	120 mobile homes - arrive	Articulated	4/12/2016	1/01/2017	28	120	8.57	0.23	Brisbane - GPF_GIL_02
	120 mobile homes - depart	Articulated	31/12/2035	29/01/2036	28	120	8.57	0.23	Mies - GPF_GIL_02
	General materials	Articulated	4/12/2016	1/01/2017	28	4.00	0.29	7.00	Brisbane - GPF_GIL_02
Building - Construction Machinery	Concrete truck	Rigid	4/12/2016	1/01/2017	28	41	2.90	0.69	Mies - GPF_GIL_02
Staff	100 Gathering Staff	Rigid	1/01/2017	31/12/2035	6938	1900.82	0.55	3.85	Miesair - GPF_GIL_02
	20 ppl per bus		1/01/2017	31/12/2035	6938	7603.29	2.19	0.91	Miesair - GPF_GIL_02
	4 week shift continuous	Light	1/01/2017	31/12/2035	6938	7603.29	2.19	0.91	Miesair - GPF_GIL_02
	20 ppl per bus	Rigid	4/12/2016	1/01/2017	28	4.00	0.29	7.00	Miesair - GPF_GIL_02
	4 week shift continuous		4/12/2016	1/01/2017	28	20.00	1.43	1.40	Miesair - GPF_GIL_02
Potable Water	Water truck	Rigid	4/12/2016	1/01/2017	28	14.00	1.00	2.00	Mies - GPF_GIL_02
Construction	Water truck	Rigid	1/01/2017	31/12/2035	6938.00	4162.80	1.20	1.67	Mies - GPF_GIL_02
Operation	Water truck	Rigid	1/01/2017	31/12/2035	6938.00	4162.80	1.20	1.67	Mies - GPF_GIL_02
Consumables	Food truck	Rigid	4/12/2016	1/01/2017	28	1.68	0.12	16.67	Brisbane - GPF_GIL_02
	Food truck	Rigid	1/01/2017	31/12/2035	6938.00	499.54	0.14	13.89	Brisbane - GPF_GIL_02
Camp Construction	Food truck	Rigid	1/01/2017	31/12/2035	6938.00	499.54	0.14	13.89	Gladstone - GPF_GIL_02
Camp Operation	Food truck	Rigid	1/01/2017	31/12/2035	6938.00	499.54	0.14	13.89	Gladstone - GPF_GIL_02
Other	Nil other								

Gathering Construction	Description	Vehicle Type	Beginning Date	Ending Date	Duration (Days)	Total Loads Required per well network	Average Trips per day per well network		Route Description
Building - Materials	Pipe Materials	Articulated	1/01/2017	31/12/2035	365	1.13	0.01		Yarraville - GPF_GIL_02
	Pipe Materials		1/01/2017	31/12/2035	365	1.13	0.01		Brisbane - GPF_GIL_02
Building - Construction Machinery	Equipment Travel	Articulated	25/12/2016	1/01/2017	7	20	5.71		Brisbane - GPF_GIL_02
Staff	Staff travel daily to site from camp within internal constructed roads. No additional travel on public roads								
Potable Water	Potable water taken to site from camp. No additional movement on public roads								
Non-potable water and waste water	Non potable water sourced from drill well. No additional movement on public roads								
Fuel	Fuel truck	Rigid Road Train	1/01/2017	31/12/2035	365	2.80	0.02		Mies - GPF_GIL_02
	Fuel tanker		1/01/2017	31/12/2035	365	1.24	0.01		Brisbane - Mies
Waste	Solid waste removal	Articulated	1/01/2017	31/12/2035	365	1.00	0.01		Mies - GPF_GIL_02
Consumables	Nil consumables								
Other	Nil other								

Component

Water Treatment Facilities

GPF ID	GPF_GIL_02	
WTF ID	WTF_GIL_01a	
Online 1 - Begin Construction		2/04/2014
Online 1 - Completion Date		1/01/2015
Online 1 - Capacity		20
Online 1 - Staff		75
Online 1 - Build Time		274
Online 2 - Begin Construction		1/01/2017
Online 2 - Completion Date		1/01/2018

WTF CONSTRUCTION Online 2	Description	Vehicle Type	Beginning Date	Ending Date	Duration (Days)	Total Loads	Average Trips per day	Delivery Frequency (1 truck empty on days)	Route Description
Building - Materials	Construction materials Ex Gladstone	Road Train	1/01/2017	1/01/2018	365	80	0.33	6.08	Gladstone - GPF_GIL_02
	Construction materials Ex Brisbane	Road Train	1/01/2017	1/01/2018	365	40	0.33	6.08	Brisbane - GPF_GIL_02
	RO Units transport	Oversize	1/01/2017	1/01/2018	365	24	0.13	15.21	Brisbane - GPF_GIL_02
	Gravel truck	Road Train	1/01/2017	1/01/2018	365	250	1.37	1.46	Mies - GPF_GIL_02
Building - Construction Machinery	WTF construction machinery	Articulated	25/12/2016	1/01/2017	7	12	3.43	0.58	Brisbane - GPF_GIL_02
	Concrete truck	Rigid	1/01/2017	1/01/2018	365	405	2.22	0.90	Mies - GPF_GIL_02
Access to WTF/Camp	Gravel truck	Road Train	2/12/2016	1/01/2017	30	225	15.00	0.13	Mies - GPF_GIL_02
Access - Construction Machinery	All access machinery already on site. No additional movement on public roads								
Staff	Staff travel daily to site from camp within internal constructed roads. No additional travel on public roads								
Potable Water	Potable water taken to site from camp. No additional movement on public roads								
Non potable water	Water truck	Rigid	1/01/2017	1/01/2018	365	52.14	0.29	7.00	Mies - GPF_GIL_02
Fuel	Fuel truck	Rigid	1/01/2017	1/01/2018	365	163.03	0.89	2.24	Mies - GPF_GIL_02
	Fuel tanker	Road Train	1/01/2017	1/01/2018	365	71.93	0.39		Brisbane - Mies
Waste	Solid waste disposal	Articulated	1/01/2017	1/01/2018	365	52.14	0.29	7.00	Mies - GPF_GIL_02
	Liquid waste disposal	Articulated	1/01/2017	1/01/2018	365	52.14	0.29	7.00	Mies - GPF_GIL_02
Consumables	Nil consumables								
Other	Nil other								

WTF CONSTRUCTION Online 3	Description	Vehicle Type	Beginning Date	Ending Date	Duration (Days)	Total Loads	Average Trips per day	Delivery Frequency (1 truck empty on days)	Route Description
Building - Materials	Construction materials Ex Gladstone	Road Train	0/01/1900	0/01/1900	0	0	0.00	0.00	Gladstone - GPF_GIL_02
	Construction materials Ex Brisbane	Road Train	0/01/1900	0/01/1900	0	0	0.00	0.00	Brisbane - GPF_GIL_02
	RO Units transport	Oversize	0/01/1900	0/01/1900	0	0	0.00	0.00	Brisbane - GPF_GIL_02
	Gravel truck	Road Train	0/01/1900	0/01/1900	0	0	0.00	0.00	Mies - GPF_GIL_02
Building - Construction Machinery	WTF construction machinery	Articulated	0/01/1900	0/01/1900	7	0	0.00	0.00	Brisbane - GPF_GIL_02
	Concrete truck	Rigid	0/01/1900	0/01/1900	0	0	0.00	0.00	Mies - GPF_GIL_02
Access to WTF/Camp	Gravel truck	Road Train	0/01/1900	0/01/1900	30	0	0.00	0.00	Mies - GPF_GIL_02
Access - Construction Machinery	All access machinery already on site. No additional movement on public roads								
Staff	Staff travel daily to site from camp within internal constructed roads. No additional travel on public roads								
Potable Water	Potable water taken to site from camp. No additional movement on public roads								
Non potable water	Water truck	Rigid	0/01/1900	0/01/1900	0	0.00	0.00	0.00	Mies - GPF_GIL_02
Fuel	Fuel truck	Rigid	0/01/1900	0/01/1900	0	0.00	0.00	0.00	Mies - GPF_GIL_02
	Fuel tanker	Road Train	0/01/1900	0/01/1900	0	0.00	0.00	0.00	Brisbane - Mies
Waste	Solid waste disposal	Articulated	0/01/1900	0/01/1900	0	0.00	0.00	0.00	Mies - GPF_GIL_02
	Liquid waste disposal	Articulated	0/01/1900	0/01/1900	0	0.00	0.00	0.00	Mies - GPF_GIL_02
Consumables	Nil consumables								
Other	Nil other								

WTF CONSTRUCTION Online 4	Description	Vehicle Type	Beginning Date	Ending Date	Duration (Days)	Total Loads	Average Trips per day	Delivery Frequency (1 truck empty on days)	Route Description
Building - Materials	Construction materials Ex Gladstone	Road Train	0/01/1900	0/01/1900	0	0	0.00	0.00	Gladstone - GPF_GIL_02
	Construction materials Ex Brisbane	Road Train	0/01/1900	0/01/1900	0	0	0.00	0.00	Brisbane - GPF_GIL_02
	RO Units transport	Oversize	0/01/1900	0/01/1900	0	0	0.00	0.00	Brisbane - GPF_GIL_02
	Gravel truck	Road Train	0/01/1900	0/01/1900	0	0	0.00	0.00	Mies - GPF_GIL_02
Building - Construction Machinery	WTF construction machinery	Articulated	0/01/1900	0/01/1900	7	0	0.00	0.00	Brisbane - GPF_GIL_02
	Concrete truck	Rigid	0/01/1900	0/01/1900	0	0	0.00	0.00	Mies - GPF_GIL_02
Access to WTF/Camp	Gravel truck	Road Train	0/01/1900	0/01/1900	30	0	0.00	0.00	Mies - GPF_GIL_02
Access - Construction Machinery	All access machinery already on site. No additional movement on public roads								
Staff	Staff travel daily to site from camp within internal constructed roads. No additional travel on public roads								
Potable Water	Potable water taken to site from camp. No additional movement on public roads								
Non potable water	Water truck	Rigid	0/01/1900	0/01/1900	0	0.00	0.00	0.00	Mies - GPF_GIL_02
Fuel	Fuel truck	Rigid	0/01/1900	0/01/1900	0	0.00	0.00	0.00	Mies - GPF_GIL_02
	Fuel tanker	Road Train	0/01/1900	0/01/1900	0	0.00	0.00	0.00	Brisbane - Mies
Waste	Solid waste disposal	Articulated	0/01/1900	0/01/1900	0	0.00	0.00	0.00	Mies - GPF_GIL_02
	Liquid waste disposal	Articulated	0/01/1900	0/01/1900	0	0.00	0.00	0.00	Mies - GPF_GIL_02
Consumables	Nil consumables								
Other	Nil other								

WTF OPERATION	Description	Vehicle Type	Beginning Date	Ending Date	Duration (Days)	Total Loads	Average Trips per day	Delivery Frequency (1 truck empty on days)	Route Description
Maintenance Vehicles	Maintenance trucks	Articulated	1/01/2015	19/12/2064	18250	5214.29	0.57	3.50	Mies - GPF_GIL_02
Maintenance Equipment	Nil maintenance equipment								
Staff	3 WTF operation staff 20 ppl per bus 2 week shift 10 WTF operation staff 1 ppl per car 2 week shift	Rigid	1/01/2015	19/12/2064	18250	0.00	0.00	0.00	Miesair - GPF_GIL_02
		Light	1/01/2015	19/12/2064	18250	13035.71	1.43	1.40	Miesair - GPF_GIL_02
Potable Water	Water truck	Rigid	1/01/2015	19/12/2064	18250	1825.00	0.20	10.00	Mies - GPF_GIL_02
Non potable water	Non potable water to be available locally (drill water). No transport on public roads								
Fuel	Fuel truck	Rigid	1/01/2015	19/12/2064	18250	173.81	0.02	105.00	Mies - GPF_GIL_02
	Fuel tanker	Road Train	1/01/2015	19/12/2064	18250	76.68	0.01		Brisbane - Mies
Waste	Solid waste disposal	Articulated	1/01/2015	19/12/2064	18250	2807.14	0.29	7.00	Mies - GPF_GIL_02
Consumables	Food truck	Rigid	1/01/2015	19/12/2064	18250	876	0.10	20.83	Mies - GPF_GIL_02
Other									

					GPF_GA_02
Traffic Summary - Major Items					
Vehicle	Capacity	No. Loads	Quantity		
Fuel truck	15000	4538	68,071,292 L		
Fuel tanker	34000	2002	68,071,292 L		
Concrete truck	7.4	3305	24,481 m3		
Water truck	20000	30118	602,352,762 L		
Food truck	5000	4046	20,231,216 kg		
Gravel truck	40	4082	163,283 m3		
Total movements all vehicles on public roads		112,094			
Total trips all vehicles on public roads		224,189	UKT		
Total Distance Travelled		64,125,088	L/km		
Average L/km		1.062	km		
Average Trip Distance		286.0			

Well Construction	Description	Vehicle Type	Beginning Date	Ending Date	Duration (Days)	Total Required per well	Average Trips per day per well		Route Description
Building - Materials	Construction materials Ex Gladstone	Articulated Road Train	1/01/2008	1/01/2009	365.25	2.00	0.01		Gladstone - GPF_GIL_02
	Construction materials Ex Brisbane		1/01/2008	1/01/2009	365.25	4.00	0.02		Brisbane - GPF_GIL_02
	Gravel truck		1/01/2008	1/01/2009	365.25	0.42	0.00		Brisbane - GPF_GIL_02
Pad - Materials	Concrete truck	Road Train	1/01/2008	1/01/2009	365.25	3.04	0.02		Mies - GPF_GIL_02
Building - Construction Machinery	Drill/workover rigs - Travel to site	Articulated	1/01/2008	1/01/2009	365.25	2	0.01		Brisbane - GPF_GIL_02
Staff	Staff travel daily to site from camp within internal constructed roads. No additional travel on public roads								
Potable Water	Potable water taken to site from camp. No additional movement on public roads								
Non-potable water and waste water	Non potable water sourced from drill well. No additional movement on public roads								
Fuel	Fuel truck	Rigid Road Train	1/01/2008	1/01/2009	365.25	2.80	0.02		Mies - GPF_GIL_02
	Fuel tanker		1/01/2008	1/01/2009	365.25	1.24	0.01		Brisbane - Mies
Waste	Solid waste disposal	Articulated	1/01/2008	1/01/2009	365.25	1.00	0.01		Mies - GPF_GIL_02
Consumables	Nil consumables								
Other	Nil other								

Well Operation	Description	Vehicle Type	Beginning Date	Ending Date	Duration (Days)	Total Loads	Average Trips per day		Route Description
Maintenance Vehicles	Maintenance truck	Articulated	1/01/2008	19/12/2007	365.25	12.00	0.07		Mies - GPF_GIL_02
Maintenance Equipment	Nil maintenance equipment								

Component

HP Network

ID	GPF_GIL_02	1/12/2021	(Same timing as GPF)
Begin HP Network Construction		25/01/2022	
End HP Network Construction		22.05	km
Length of HP Pipe		0.4	km/day
Construction Rate		55.1	days
Construction Time			
Truck capacity	162	m/truck	
Staff	80	people	

CAMP	Description	Vehicle Type	Beginning Date	Ending Date	Duration (Days)	Total Loads	Average Trips per day	Delivery Frequency (1 truck every 10 days)	Route Description
Building - Materials	80 mobile homes - arrive	Articulated	3/11/2021	1/12/2021	28	80	5.71	0.35	Brisbane - GPF_GIL_02
	80 mobile homes - depart	Articulated	25/01/2022	22/02/2022	28	80	5.71	0.35	Mies - GPF_GIL_02
	General materials	Articulated	3/11/2021	1/12/2021	28	2.67	0.19	10.50	Brisbane - GPF_GIL_02
Building - Construction Machinery	Concrete truck	Rigid	3/11/2021	1/12/2021	28	27	1.93	1.04	Mies - GPF_GIL_02
Staff	60 HP Network Staff	Rigid	1/12/2021	25/01/2022	55.114575	9.06	0.33	6.08	Miesair - GPF_GIL_02
	20 ppl per bus								
	4 week shift continuous	Light	1/12/2021	25/01/2022	55.114575	60.40	2.19	0.91	Miesair - GPF_GIL_02
	20 HP Network staff								
	1 person per car	Rigid	3/11/2021	1/12/2021	28	4.00	0.29	7.00	Miesair - GPF_GIL_02
Potable Water	4 week shift continuous	Light	3/11/2021	1/12/2021	28	20.00	1.43	1.40	Miesair - GPF_GIL_02
	20 ppl per bus								
	2wk shift	Rigid	3/11/2021	1/12/2021	28	14.00	1.00	2.00	Mies - GPF_GIL_02
	10 establishment staff								
	1 person per car	Rigid	1/12/2021	25/01/2022	55.11	22.05	0.80	2.50	Mies - GPF_GIL_02
Consumables	Water truck	Rigid	3/11/2021	1/12/2021	28	14.00	1.00	2.00	Mies - GPF_GIL_02
	Water truck								
	Water truck	Rigid	1/12/2021	25/01/2022	55.11	22.05	0.80	2.50	Mies - GPF_GIL_02
	Food truck	Rigid	3/11/2021	1/12/2021	28	0.84	0.06	33.33	Brisbane - GPF_GIL_02
	Food truck	Rigid	1/12/2021	25/01/2022	55.11	2.65	0.10	20.83	Gladstone - GPF_GIL_02
Camp Operation	Food truck	Rigid	1/12/2021	25/01/2022	55.11	2.65	0.10	20.83	Brisbane - GPF_GIL_02
	Food truck	Rigid	1/12/2021	25/01/2022	55.11	2.65	0.10	20.83	Gladstone - GPF_GIL_02
	Food truck	Rigid	1/12/2021	25/01/2022	55.11	2.65	0.10	20.83	Gladstone - GPF_GIL_02
Other	Nil other								

HP Network Construction	Description	Vehicle Type	Beginning Date	Ending Date	Duration (Days)	Total Loads	Average Trips per day per site		Route Description
Building - Materials	HP Pipe delivery	Articulated	1/11/2021	26/12/2021	55.114575	54.43	1.96	1.01	Gladstone - GPF_GIL_02
	HP Pipe delivery	Articulated	1/11/2021	26/12/2021	55.114575	81.65	2.96	0.68	Brisbane - GPF_GIL_02
	Fittings and miscellaneous	Articulated	1/12/2021	25/01/2022	55.114575	44.09	1.60	1.25	Gladstone - GPF_GIL_02
Building - Construction Machinery	Construction machinery - Travel to site	Articulated	1/12/2021	25/01/2022	55.114575	20	0.73	2.76	Brisbane - GPF_GIL_02
Staff	Staff travel daily to site from camp within internal constructed roads. No additional travel on public roads								
Potable Water	Potable water taken to site from camp. No additional movement on public roads								
Non-potable water and waste water	Non potable water sourced from drill well. No additional movement on public roads								
Fuel	Fuel truck	Rigid Road Train	1/12/2021	25/01/2022	55.114575	16.37	0.67	6.80	Mies - GPF_GIL_02
	Fuel tanker		1/12/2021	25/01/2022	55.114575	8.11	0.29		Brisbane - Mies
Waste	Solid waste disposal	Articulated	1/12/2021	25/01/2022	55.114575	7.87	0.29		Mies - GPF_GIL_02
Consumables	Nil consumables								
Other	Nil other								

Component

Gas and Water Gathering

ID	GPF_GIL_02	1/01/2008	(Same timing as drilling)
Begin gathering construction		1/01/2009	(Same timing as drilling)
End gathering construction		1/01/2009	(Same timing as drilling)
Staff	120	people	

CAMP	Description	Vehicle Type	Beginning Date	Ending Date	Duration (Days)	Total Loads	Average Trips per day	Delivery Frequency (1 truck every 10 days)	Route Description
Building - Materials	120 mobile homes - arrive	Articulated	4/12/2007	1/01/2008	28	120	8.57	0.23	Brisbane - GPF_GIL_02
	120 mobile homes - depart	Articulated	1/01/2009	29/01/2009	28	120	8.57	0.23	Mies - GPF_GIL_02
	General materials	Articulated	4/12/2007	1/01/2008	28	4.00	0.29	7.00	Brisbane - GPF_GIL_02
Building - Construction Machinery	Concrete truck	Rigid	4/12/2007	1/01/2008	28	41	2.90	0.69	Mies - GPF_GIL_02
Staff	100 Gathering Staff	Rigid	1/01/2008	1/01/2009	366	100.27	0.55	3.85	Miesair - GPF_GIL_02
	20 ppl per bus								
	4 week shift continuous	Light	1/01/2008	1/01/2009	366	401.10	2.19	0.91	Miesair - GPF_GIL_02
	20 HP Gathering Staff								
	1 person per car	Rigid	4/12/2007	1/01/2008	28	4.00	0.29	7.00	Miesair - GPF_GIL_02
Potable Water	4 week shift continuous	Light	4/12/2007	1/01/2008	28	20.00	1.43	1.40	Miesair - GPF_GIL_02
	20 ppl per bus								
	2wk shift	Rigid	4/12/2007	1/01/2008	28	14.00	1.00	2.00	Mies - GPF_GIL_02
	10 establishment staff								
	1 person per car	Rigid	1/01/2008	1/01/2009	366.00	219.60	1.20	1.67	Mies - GPF_GIL_02
Consumables	Water truck	Rigid	4/12/2007	1/01/2008	28	14.00	1.00	2.00	Mies - GPF_GIL_02
	Water truck								
	Water truck	Rigid	1/01/2008	1/01/2009	366.00	219.60	1.20	1.67	Mies - GPF_GIL_02
	Food truck	Rigid	4/12/2007	1/01/2008	28	1.68	0.12	16.67	Brisbane - GPF_GIL_02
	Food truck	Rigid	1/01/2008	1/01/2009	366.00	26.35	0.14	13.89	Brisbane - GPF_GIL_02
Camp Operation	Food truck	Rigid	1/01/2008	1/01/2009	366.00	26.35	0.14	13.89	Gladstone - GPF_GIL_02
	Food truck	Rigid	1/01/2008	1/01/2009	366.00	26.35	0.14	13.89	Gladstone - GPF_GIL_02
Other	Nil other								

Gathering Construction	Description	Vehicle Type	Beginning Date	Ending Date	Duration (Days)	Total Loads Required per well network	Average Trips per day per well network		Route Description
Building - Materials	Pipe Materials	Articulated	1/01/2008	1/01/2009	365	1.13	0.01		Yarraville - GPF_GIL_02
	Pipe Materials		1/01/2008	1/01/2009	365	1.13	0.01		Brisbane - GPF_GIL_02
Building - Construction Machinery	Equipment Travel	Articulated	25/12/2007	1/01/2008	7	20 (total - not per well)	5.71		Brisbane - GPF_GIL_02
Staff	Staff travel daily to site from camp within internal constructed roads. No additional travel on public roads								
Potable Water	Potable water taken to site from camp. No additional movement on public roads								
Non-potable water and waste water	Non potable water sourced from drill well. No additional movement on public roads								
Fuel	Fuel truck	Rigid Road Train	1/01/2008	1/01/2009	365	2.80	0.02		Mies - GPF_GIL_02
	Fuel tanker		1/01/2008	1/01/2009	365	1.24	0.01		Brisbane - Mies
Waste	Solid waste removal	Articulated	1/01/2008	1/01/2009	365	1.00	0.01		Mies - GPF_GIL_02
Consumables	Nil consumables								
Other	Nil other								

Component

Water Treatment Facilities

GPF ID	GPF_GIL_02	
WTF ID	Nil	
Online 1 - Begin Construction	0/01/1900	
Online 1 - Completion Date	0/01/1900	
Online 1 - Capacity	0	
Online 1 - Staff	0	
Online 1 - Build Time	0	
Online 2 - Begin Construction	0/01/1900	
Online 2 - Completion Date	0/01/1900	

Online 2 - Capacity	0
Online 2 - Staff	0
Online 2 - Build Time	0
Online 3 - Begin Construction	0/01/1900
Online 3 - Completion Date	0/01/1900
Online 3 - Capacity	0
Online 3 - Staff	0
Online 3 - Build Time	0
Online 4 - Begin Construction	0/01/1900
Online 4 - Completion Date	0/01/1900
Online 4 - Capacity	0
Online 4 - Staff	0
Online 4 - Build Time	0

CAMP	Description	Vehicle Type	Beginning Date	Ending Date	Duration (Days)	Total Loads	Average Trips per day	Delivery Frequency	Route Description
Online 1									
Building - Materials	0 mobile homes - arrive 0 mobile homes - depart General materials	Articulated Articulated Articulated	0/01/1900 0/01/1900 0/01/1900	0/01/1900 0/01/1900 0/01/1900	28 28 28	0 0 0.00	0.00 0.00 0.00	0.00 0.00 0.00	Brisbane - GPF_GIL_02 Mies - GPF_GIL_02 Brisbane - GPF_GIL_02
Building - Construction Machinery	Mobile cranes - travel to site Concrete truck Backhoe - travel to site	Articulated Rigid Articulated	0/01/1900 0/01/1900 0/01/1900	0/01/1900 0/01/1900 0/01/1900	7 28 7	0 0 0	0.00 0.00 0.00	0.00 0.00 0.00	Brisbane - GPF_GIL_02 Mies - GPF_GIL_02 Brisbane - GPF_GIL_02
Staff	20 WTF construction staff 20 ppl per bus 2 week shift 20 establishment staff 1 person per car 0 2wk shift 40 establishment staff 20ppl per bus 2wk shift 10 establishment staff 1 person per car 2wk shift	Rigid Rigid Light Rigid Light	0/01/1900 0/01/1900 0/01/1900 0/01/1900 0/01/1900	0/01/1900 0/01/1900 0/01/1900 0/01/1900 0/01/1900	0 0 0 0 0	0.00 0.00 0.00 0.00 0.00	0.00 0.00 0.00 0.00 0.00	0.00 0.00 0.00 0.00 0.00	Miesair - GPF_GIL_02 Miesair - GPF_GIL_02 Miesair - GPF_GIL_02 Miesair - GPF_GIL_02 Miesair - GPF_GIL_02
Potable Water	Construction Operation Water truck Water truck Water truck	Rigid Rigid Rigid Rigid Rigid	0/01/1900 0/01/1900 0/01/1900 0/01/1900 0/01/1900	0/01/1900 0/01/1900 0/01/1900 0/01/1900 0/01/1900	0 0.00 0.00 0.00 0.00	0.00 0.00 0.00 0.00 0.00	0.00 0.00 0.00 0.00 0.00	0.00 0.00 0.00 0.00 0.00	Mies - GPF_GIL_02 Mies - GPF_GIL_02 Mies - GPF_GIL_02 Mies - GPF_GIL_02 Mies - GPF_GIL_02
Consumables	Camp Construction Camp Operation	Rigid Rigid	0/01/1900 0/01/1900	0/01/1900 0/01/1900	0 0.00	0 0.00	0.00 0.00	0.00 0.00	Brisbane - GPF_GIL_02 Brisbane - GPF_GIL_02
Other	Nil other								

CAMP	Description	Vehicle Type	Beginning Date	Ending Date	Duration (Days)	Total Loads	Average Trips per day	Delivery Frequency	Route Description
Online 2									
Building - Materials	0 mobile homes - arrive 0 mobile homes - depart General materials	Articulated Articulated Articulated	0/01/1900 0/01/1900 0/01/1900	0/01/1900 0/01/1900 0/01/1900	28 14 28	0 0 0.00	0.00 0.00 0.00	0.00 0.00 0.00	Brisbane - GPF_GIL_02 Mies - GPF_GIL_02 Brisbane - GPF_GIL_02
Building - Construction Machinery	Mobile cranes - travel to site Concrete truck Backhoe - travel to site	Articulated Rigid Articulated	0/01/1900 0/01/1900 0/01/1900	0/01/1900 0/01/1900 0/01/1900	7 28 7	0 0 0	0.00 0.00 0.00	0.00 0.00 0.00	Brisbane - GPF_GIL_02 Mies - GPF_GIL_02 Brisbane - GPF_GIL_02
Staff	20 WTF construction staff 20 ppl per bus 2 week shift 10 establishment staff 1 person per car 0 2wk shift 40 establishment staff 20ppl per bus 2wk shift 10 establishment staff 1 person per car 2wk shift	Rigid Rigid Light Rigid Light	0/01/1900 0/01/1900 0/01/1900 0/01/1900 0/01/1900	0/01/1900 0/01/1900 0/01/1900 0/01/1900 0/01/1900	0 0 0 0 0	0.00 0.00 0.00 0.00 0.00	0.00 0.00 0.00 0.00 0.00	0.00 0.00 0.00 0.00 0.00	Miesair - GPF_GIL_02 Miesair - GPF_GIL_02 Miesair - GPF_GIL_02 Miesair - GPF_GIL_02 Miesair - GPF_GIL_02
Potable Water	Construction Operation Water truck Water truck Water truck	Rigid Rigid Rigid Rigid Rigid	0/01/1900 0/01/1900 0/01/1900 0/01/1900 0/01/1900	0/01/1900 0/01/1900 0/01/1900 0/01/1900 0/01/1900	0 0.00 0.00 0.00 0.00	0.00 0.00 0.00 0.00 0.00	0.00 0.00 0.00 0.00 0.00	0.00 0.00 0.00 0.00 0.00	Mies - GPF_GIL_02 Mies - GPF_GIL_02 Mies - GPF_GIL_02 Mies - GPF_GIL_02 Mies - GPF_GIL_02
Consumables	Camp Construction Camp Operation	Rigid Rigid	0/01/1900 0/01/1900	0/01/1900 0/01/1900	0 0.00	0 0.00	0.00 0.00	0.00 0.00	Brisbane - GPF_GIL_02 Brisbane - GPF_GIL_02
Other	Nil other								

CAMP	Description	Vehicle Type	Beginning Date	Ending Date	Duration (Days)	Total Loads	Average Trips per day	Delivery Frequency	Route Description
Online 3									
Building - Materials	0 mobile homes - arrive 0 mobile homes - depart General materials	Articulated Articulated Articulated	0/01/1900 0/01/1900 0/01/1900	0/01/1900 0/01/1900 0/01/1900	28 14 28	0 0 0.00	0.00 0.00 0.00	0.00 0.00 0.00	Brisbane - GPF_GIL_02 Mies - GPF_GIL_02 Brisbane - GPF_GIL_02
Building - Construction Machinery	Mobile cranes - travel to site Concrete truck Backhoe - travel to site	Articulated Rigid Articulated	0/01/1900 0/01/1900 0/01/1900	0/01/1900 0/01/1900 0/01/1900	7 28 7	0 0 0	0.00 0.00 0.00	0.00 0.00 0.00	Brisbane - GPF_GIL_02 Mies - GPF_GIL_02 Brisbane - GPF_GIL_02
Staff	20 WTF construction staff 20 ppl per bus 2 week shift 10 establishment staff 1 person per car 0 2wk shift 40 establishment staff 20ppl per bus 2wk shift 10 establishment staff 1 person per car 2wk shift	Rigid Rigid Light Rigid Light	0/01/1900 0/01/1900 0/01/1900 0/01/1900 0/01/1900	0/01/1900 0/01/1900 0/01/1900 0/01/1900 0/01/1900	0 0 0 0 0	0.00 0.00 0.00 0.00 0.00	0.00 0.00 0.00 0.00 0.00	0.00 0.00 0.00 0.00 0.00	Miesair - GPF_GIL_02 Miesair - GPF_GIL_02 Miesair - GPF_GIL_02 Miesair - GPF_GIL_02 Miesair - GPF_GIL_02
Potable Water	Construction Operation Water truck Water truck Water truck	Rigid Rigid Rigid Rigid Rigid	0/01/1900 0/01/1900 0/01/1900 0/01/1900 0/01/1900	0/01/1900 0/01/1900 0/01/1900 0/01/1900 0/01/1900	0 0.00 0.00 0.00 0.00	0.00 0.00 0.00 0.00 0.00	0.00 0.00 0.00 0.00 0.00	0.00 0.00 0.00 0.00 0.00	Mies - GPF_GIL_02 Mies - GPF_GIL_02 Mies - GPF_GIL_02 Mies - GPF_GIL_02 Mies - GPF_GIL_02
Consumables	Camp Construction Camp Operation	Rigid Rigid	0/01/1900 0/01/1900	0/01/1900 0/01/1900	0 0.00	0 0.00	0.00 0.00	0.00 0.00	Brisbane - GPF_GIL_02 Brisbane - GPF_GIL_02
Other	Nil other								

CAMP	Description	Vehicle Type	Beginning Date	Ending Date	Duration (Days)	Total Loads	Average Trips per day	Delivery Frequency	Route Description
Online 4									
Building - Materials	0 mobile homes - arrive 0 mobile homes - depart General materials	Articulated Articulated Articulated	0/01/1900 0/01/1900 0/01/1900	0/01/1900 0/01/1900 0/01/1900	28 14 28	0 0 0.00	0.00 0.00 0.00	0.00 0.00 0.00	Brisbane - GPF_GIL_02 Mies - GPF_GIL_02 Brisbane - GPF_GIL_02
Building - Construction Machinery	Mobile cranes - travel to site Concrete truck Backhoe - travel to site	Articulated Rigid Articulated	0/01/1900 0/01/1900 0/01/1900	0/01/1900 0/01/1900 0/01/1900	7 28 7	0 0 0	0.00 0.00 0.00	0.00 0.00 0.00	Brisbane - GPF_GIL_02 Mies - GPF_GIL_02 Brisbane - GPF_GIL_02
Staff	20 WTF construction staff 20 ppl per bus 2 week shift 10 establishment staff 1 person per car 0 2wk shift 40 establishment staff 20ppl per bus 2wk shift 10 establishment staff 1 person per car 2wk shift	Rigid Rigid Light Rigid Light	0/01/1900 0/01/1900 0/01/1900 0/01/1900 0/01/1900	0/01/1900 0/01/1900 0/01/1900 0/01/1900 0/01/1900	0 0 0 0 0	0.00 0.00 0.00 0.00 0.00	0.00 0.00 0.00 0.00 0.00	0.00 0.00 0.00 0.00 0.00	Miesair - GPF_GIL_02 Miesair - GPF_GIL_02 Miesair - GPF_GIL_02 Miesair - GPF_GIL_02 Miesair - GPF_GIL_02
Potable Water	Construction Operation Water truck Water truck Water truck	Rigid Rigid Rigid Rigid Rigid	0/01/1900 0/01/1900 0/01/1900 0/01/1900 0/01/1900	0/01/1900 0/01/1900 0/01/1900 0/01/1900 0/01/1900	0 0.00 0.00 0.00 0.00	0.00 0.00 0.00 0.00 0.00	0.00 0.00 0.00 0.00 0.00	0.00 0.00 0.00 0.00 0.00	Mies - GPF_GIL_02 Mies - GPF_GIL_02 Mies - GPF_GIL_02 Mies - GPF_GIL_02 Mies - GPF_GIL_02
Consumables	Camp Construction Camp Operation	Rigid Rigid	0/01/1900 0/01/1900	0/01/1900 0/01/1900	0 0.00	0 0.00	0.00 0.00	0.00 0.00	Brisbane - GPF_GIL_02 Brisbane - GPF_GIL_02
Other	Nil other								

WTF CONSTRUCTION	Description	Vehicle Type	Beginning Date	Ending Date	Duration (Days)	Total Loads	Average Trips per day	Delivery Frequency	Route Description
Online 1									
Building - Materials	Construction materials Ex Gladstone 0 Construction materials Ex Brisbane 40 Units transport Gravel truck	Road Train Road Train Overseas Road Train	0/01/1900 0/01/1900 0/01/1900 0/01/1900	0/01/1900 0/01/1900 0/01/1900 0/01/1900	0 0 0 0	0 0 0 0	0.00 0.00 0.00 0.00	0.00 0.00 0.00 0.00	Gladstone - GPF_GIL_02 Brisbane - GPF_GIL_02 Brisbane - GPF_GIL_02 Mies - GPF_GIL_02
Building - Construction Machinery	WTF construction machinery Concrete truck	Articulated Rigid	0/01/1900 0/01/1900	0/01/1900 0/01/1900	7 0	0 0	0.00 0.00	0.00 0.00	Brisbane - GPF_GIL_02 Mies - GPF_GIL_02
Access to WTF/Camp	Gravel truck	Road Train	0/01/1900	0/01/1900	30	0	0.00	0.00	Mies - GPF_GIL_02
Access - Construction Machinery	All access machinery already on site. No additional movement on public roads								
Staff	Staff travel daily to site from camp within internal constructed roads. No additional travel on public roads								
Potable Water	Potable water taken to site from camp. No additional movement on public roads								
Non potable water	Water truck	Rigid	0/01/1900	0/01/1900	0	0.00	0.00	0.00	Mies - GPF_GIL_02
Fuel	Fuel truck Fuel tanker	Rigid Road Train	0/01/1900 0/01/1900	0/01/1900 0/01/1900	0 0	0.00 0.00	0.00 0.00	0.00 0.00	Mies - GPF_GIL_02 Brisbane - Mies
Waste	Solid waste disposal Liquid waste disposal	Articulated Articulated	0/01/1900 0/01/1900	0/01/1900 0/01/1900	0 0	0.00 0.00	0.00 0.00	0.00 0.00	Mies - GPF_GIL_02 Mies - GPF_GIL_02
Consumables	Nil consumables								
Other	Nil other								

WTF CONSTRUCTION Online 2	Description	Vehicle Type	Beginning Date	Ending Date	Duration (Days)	Total Loads	Average Trips per day	Delivery Frequency (1 truck every 10 days)	Route Description
Building - Materials	Construction materials Ex Gladstone	Road Train	0/01/1900	0/01/1900	0	0	0.00	0.00	Gladstone - GPF_GIL_02
	Construction materials Ex Brisbane	Road Train	0/01/1900	0/01/1900	0	0	0.00	0.00	Brisbane - GPF_GIL_02
	RO Units transport	Oversize	0/01/1900	0/01/1900	0	0	0.00	0.00	Brisbane - GPF_GIL_02
	Gravel truck	Road Train	0/01/1900	0/01/1900	0	0	0.00	0.00	Mies - GPF_GIL_02
Building - Construction Machinery	WTF construction machinery	Articulated	0/01/1900	0/01/1900	7	0	0.00	0.00	Brisbane - GPF_GIL_02
	Concrete truck	Rigid	0/01/1900	0/01/1900	0	0	0.00	0.00	Mies - GPF_GIL_02
Access to WTF/Camp	Gravel truck	Road Train	0/01/1900	0/01/1900	30	0	0.00	0.00	Mies - GPF_GIL_02
Access - Construction Machinery	All access machinery already on site. No additional movement on public roads								
Staff	Staff travel daily to site from camp within internal constructed roads. No additional travel on public roads								
Potable Water	Potable water taken to site from camp. No additional movement on public roads								
Non potable water	Water truck	Rigid	0/01/1900	0/01/1900	0	0.00	0.00	0.00	Mies - GPF_GIL_02
Fuel	Fuel truck	Rigid	0/01/1900	0/01/1900	0	0.00	0.00	0.00	Mies - GPF_GIL_02
	Fuel tanker	Road Train	0/01/1900	0/01/1900	0	0.00	0.00	0.00	Brisbane - Mies
Waste	Solid waste disposal	Articulated	0/01/1900	0/01/1900	0	0.00	0.00	0.00	Mies - GPF_GIL_02
	Liquid waste disposal	Articulated	0/01/1900	0/01/1900	0	0.00	0.00	0.00	Mies - GPF_GIL_02
Consumables	Nil consumables								
Other	Nil other								

WTF CONSTRUCTION Online 3	Description	Vehicle Type	Beginning Date	Ending Date	Duration (Days)	Total Loads	Average Trips per day	Delivery Frequency (1 truck every 10 days)	Route Description
Building - Materials	Construction materials Ex Gladstone	Road Train	0/01/1900	0/01/1900	0	0	0.00	0.00	Gladstone - GPF_GIL_02
	Construction materials Ex Brisbane	Road Train	0/01/1900	0/01/1900	0	0	0.00	0.00	Brisbane - GPF_GIL_02
	RO Units transport	Oversize	0/01/1900	0/01/1900	0	0	0.00	0.00	Brisbane - GPF_GIL_02
	Gravel truck	Road Train	0/01/1900	0/01/1900	0	0	0.00	0.00	Mies - GPF_GIL_02
Building - Construction Machinery	WTF construction machinery	Articulated	0/01/1900	0/01/1900	7	0	0.00	0.00	Brisbane - GPF_GIL_02
	Concrete truck	Rigid	0/01/1900	0/01/1900	0	0	0.00	0.00	Mies - GPF_GIL_02
Access to WTF/Camp	Gravel truck	Road Train	0/01/1900	0/01/1900	30	0	0.00	0.00	Mies - GPF_GIL_02
Access - Construction Machinery	All access machinery already on site. No additional movement on public roads								
Staff	Staff travel daily to site from camp within internal constructed roads. No additional travel on public roads								
Potable Water	Potable water taken to site from camp. No additional movement on public roads								
Non potable water	Water truck	Rigid	0/01/1900	0/01/1900	0	0.00	0.00	0.00	Mies - GPF_GIL_02
Fuel	Fuel truck	Rigid	0/01/1900	0/01/1900	0	0.00	0.00	0.00	Mies - GPF_GIL_02
	Fuel tanker	Road Train	0/01/1900	0/01/1900	0	0.00	0.00	0.00	Brisbane - Mies
Waste	Solid waste disposal	Articulated	0/01/1900	0/01/1900	0	0.00	0.00	0.00	Mies - GPF_GIL_02
	Liquid waste disposal	Articulated	0/01/1900	0/01/1900	0	0.00	0.00	0.00	Mies - GPF_GIL_02
Consumables	Nil consumables								
Other	Nil other								

WTF CONSTRUCTION Online 4	Description	Vehicle Type	Beginning Date	Ending Date	Duration (Days)	Total Loads	Average Trips per day	Delivery Frequency (1 truck every 10 days)	Route Description
Building - Materials	Construction materials Ex Gladstone	Road Train	0/01/1900	0/01/1900	0	0	0.00	0.00	Gladstone - GPF_GIL_02
	Construction materials Ex Brisbane	Road Train	0/01/1900	0/01/1900	0	0	0.00	0.00	Brisbane - GPF_GIL_02
	RO Units transport	Oversize	0/01/1900	0/01/1900	0	0	0.00	0.00	Brisbane - GPF_GIL_02
	Gravel truck	Road Train	0/01/1900	0/01/1900	0	0	0.00	0.00	Mies - GPF_GIL_02
Building - Construction Machinery	WTF construction machinery	Articulated	0/01/1900	0/01/1900	7	0	0.00	0.00	Brisbane - GPF_GIL_02
	Concrete truck	Rigid	0/01/1900	0/01/1900	0	0	0.00	0.00	Mies - GPF_GIL_02
Access to WTF/Camp	Gravel truck	Road Train	0/01/1900	0/01/1900	30	0	0.00	0.00	Mies - GPF_GIL_02
Access - Construction Machinery	All access machinery already on site. No additional movement on public roads								
Staff	Staff travel daily to site from camp within internal constructed roads. No additional travel on public roads								
Potable Water	Potable water taken to site from camp. No additional movement on public roads								
Non potable water	Water truck	Rigid	0/01/1900	0/01/1900	0	0.00	0.00	0.00	Mies - GPF_GIL_02
Fuel	Fuel truck	Rigid	0/01/1900	0/01/1900	0	0.00	0.00	0.00	Mies - GPF_GIL_02
	Fuel tanker	Road Train	0/01/1900	0/01/1900	0	0.00	0.00	0.00	Brisbane - Mies
Waste	Solid waste disposal	Articulated	0/01/1900	0/01/1900	0	0.00	0.00	0.00	Mies - GPF_GIL_02
	Liquid waste disposal	Articulated	0/01/1900	0/01/1900	0	0.00	0.00	0.00	Mies - GPF_GIL_02
Consumables	Nil consumables								
Other	Nil other								

WTF OPERATION	Description	Vehicle Type	Beginning Date	Ending Date	Duration (Days)	Total Loads	Average Trips per day	Delivery Frequency (1 truck every 10 days)	Route Description
Maintenance Vehicles	Maintenance trucks	Articulated	0/01/1900	18/12/1949	18250	0.00	0.00	0.00	Mies - GPF_GIL_02
Maintenance Equipment	Nil maintenance equipment								
Staff	3 WTF operation staff 20 ppl per bus 2 week shift 10 WTF operation staff 1 ppl per car 2 week shift	Rigid	0/01/1900	18/12/1949	18250	0.00	0.00	0.00	Miesair - GPF_GIL_02
		Light	0/01/1900	18/12/1949	18250	0.00	0.00	0.00	Miesair - GPF_GIL_02
Potable Water	Water truck	Rigid	0/01/1900	18/12/1949	18250	0.00	0.00	0.00	Mies - GPF_GIL_02
Non potable water	Non potable water to be available locally (drill water). No transport on public roads								
Fuel	Fuel truck	Rigid	0/01/1900	18/12/1949	18250	0.00	0.00	0.00	Mies - GPF_GIL_02
	Fuel tanker	Road Train	0/01/1900	18/12/1949	18250	0.00	0.00	0.00	Brisbane - Mies
Waste	Solid waste disposal	Articulated	0/01/1900	18/12/1949	18250	0.00	0.00	0.00	Mies - GPF_GIL_02
Consumables	Food truck	Rigid	0/01/1900	18/12/1949	18250	0	0.00	0.00	Mies - GPF_GIL_02
Other									

Traffic Summary - Major Items									
	Vehicle	Capacity	No. Loads	Quantity					GPF_GIL_03i
	Fuel truck	15000	224	3,358,709 L					
	Fuel tanker	34000	99	3,358,709 L					
	Concrete truck	7.4	500	3,700 m3					
	Water truck	20000	5163	103,269,547 L					
	Food truck	5000	582	2,962,310 kg					
	Gravel truck	40	2225	89,000 m3					
	Total movements all vehicles on public roads	12,760							
	Total trips all vehicles on public roads	25,519							
	Total Distance Travelled	7,345,476	Km						
	Average L/km	0.457							
	Average Trip Distance	287.8	km						

Online 2 - Capacity	0
Online 2 - Staff	0
Online 2 - Build Time	0
Online 3 - Begin Construction	0/01/1900
Online 3 - Completion Date	0/01/1900
Online 3 - Capacity	0
Online 3 - Staff	0
Online 3 - Build Time	0
Online 4 - Begin Construction	0/01/1900
Online 4 - Completion Date	0/01/1900
Online 4 - Capacity	0
Online 4 - Staff	0
Online 4 - Build Time	0

CAMP	Description	Vehicle Type	Beginning Date	Ending Date	Duration (Days)	Total Loads	Average Trips per day	Delivery Frequency	Route Description
Online 1									
Building - Materials	0 mobile homes - arrive 0 mobile homes - depart General materials	Articulated Articulated Articulated	0/01/1900 0/01/1900 0/01/1900	0/01/1900 0/01/1900 0/01/1900	28 28 28	0 0 0.00	0.00 0.00 0.00	0.00 0.00 0.00	Brisbane - GPF_WAA_03 Mies - GPF_WAA_03 Brisbane - GPF_WAA_03
Building - Construction Machinery	Mobile cranes - travel to site Concrete truck Backhoe - travel to site	Articulated Rigid Articulated	0/01/1900 0/01/1900 0/01/1900	0/01/1900 0/01/1900 0/01/1900	7 28 7	0 0 0	0.00 0.00 0.00	0.00 0.00 0.00	Brisbane - GPF_WAA_03 Mies - GPF_WAA_03 Brisbane - GPF_WAA_03
Staff	20 WTF construction staff 20 ppl per bus 2 week shift 20 establishment staff 1 person per car 0 2wk shift 40 establishment staff 20ppl per bus 2wk shift 10 establishment staff 1 person per car 2wk shift	Rigid Rigid Light Rigid Light	0/01/1900 0/01/1900 0/01/1900 0/01/1900 0/01/1900	0/01/1900 0/01/1900 0/01/1900 0/01/1900 0/01/1900	0 0 0 0 0	0.00 0.00 0.00 0.00 0.00	0.00 0.00 0.00 0.00 0.00	0.00 0.00 0.00 0.00 0.00	Miesair - GPF_WAA_03 Miesair - GPF_WAA_03 Miesair - GPF_WAA_03 Miesair - GPF_WAA_03 Miesair - GPF_WAA_03
Potable Water	Water truck Construction Operation Water truck	Rigid Rigid Rigid Rigid	0/01/1900 0/01/1900 0/01/1900 0/01/1900	0/01/1900 0/01/1900 0/01/1900 0/01/1900	0 0.00 0.00 0.00	0.00 0.00 0.00 0.00	0.00 0.00 0.00 0.00	0.00 0.00 0.00 0.00	Mies - GPF_WAA_03 Mies - GPF_WAA_03 Mies - GPF_WAA_03 Mies - GPF_WAA_03
Consumables	Food truck Camp Construction Camp Operation	Rigid Rigid	0/01/1900 0/01/1900	0/01/1900 0/01/1900	0 0.00	0 0.00	0.00 0.00	0.00 0.00	Brisbane - GPF_WAA_03 Brisbane - GPF_WAA_03
Other	Nil other								

CAMP	Description	Vehicle Type	Beginning Date	Ending Date	Duration (Days)	Total Loads	Average Trips per day	Delivery Frequency	Route Description
Online 2									
Building - Materials	0 mobile homes - arrive 0 mobile homes - depart General materials	Articulated Articulated Articulated	0/01/1900 0/01/1900 0/01/1900	0/01/1900 0/01/1900 0/01/1900	28 14 28	0 0 0.00	0.00 0.00 0.00	0.00 0.00 0.00	Brisbane - GPF_WAA_03 Mies - GPF_WAA_03 Brisbane - GPF_WAA_03
Building - Construction Machinery	Mobile cranes - travel to site Concrete truck Backhoe - travel to site	Articulated Rigid Articulated	0/01/1900 0/01/1900 0/01/1900	0/01/1900 0/01/1900 0/01/1900	7 28 7	0 0 0	0.00 0.00 0.00	0.00 0.00 0.00	Brisbane - GPF_WAA_03 Mies - GPF_WAA_03 Brisbane - GPF_WAA_03
Staff	20 WTF construction staff 20 ppl per bus 2 week shift 10 establishment staff 1 person per car 0 2wk shift 40 establishment staff 20ppl per bus 2wk shift 10 establishment staff 1 person per car 2wk shift	Rigid Rigid Light Rigid Light	0/01/1900 0/01/1900 0/01/1900 0/01/1900 0/01/1900	0/01/1900 0/01/1900 0/01/1900 0/01/1900 0/01/1900	0 0 0 0 0	0.00 0.00 0.00 0.00 0.00	0.00 0.00 0.00 0.00 0.00	0.00 0.00 0.00 0.00 0.00	Miesair - GPF_WAA_03 Miesair - GPF_WAA_03 Miesair - GPF_WAA_03 Miesair - GPF_WAA_03 Miesair - GPF_WAA_03
Potable Water	Water truck Construction Operation Water truck	Rigid Rigid Rigid Rigid	0/01/1900 0/01/1900 0/01/1900 0/01/1900	0/01/1900 0/01/1900 0/01/1900 0/01/1900	0 0.00 0.00 0.00	0.00 0.00 0.00 0.00	0.00 0.00 0.00 0.00	0.00 0.00 0.00 0.00	Mies - GPF_WAA_03 Mies - GPF_WAA_03 Mies - GPF_WAA_03 Mies - GPF_WAA_03
Consumables	Food truck Camp Construction Camp Operation	Rigid Rigid	0/01/1900 0/01/1900	0/01/1900 0/01/1900	0 0.00	0 0.00	0.00 0.00	0.00 0.00	Brisbane - GPF_WAA_03 Brisbane - GPF_WAA_03
Other	Nil other								

CAMP	Description	Vehicle Type	Beginning Date	Ending Date	Duration (Days)	Total Loads	Average Trips per day	Delivery Frequency	Route Description
Online 3									
Building - Materials	0 mobile homes - arrive 0 mobile homes - depart General materials	Articulated Articulated Articulated	0/01/1900 0/01/1900 0/01/1900	0/01/1900 0/01/1900 0/01/1900	28 14 28	0 0 0.00	0.00 0.00 0.00	0.00 0.00 0.00	Brisbane - GPF_WAA_03 Mies - GPF_WAA_03 Brisbane - GPF_WAA_03
Building - Construction Machinery	Mobile cranes - travel to site Concrete truck Backhoe - travel to site	Articulated Rigid Articulated	0/01/1900 0/01/1900 0/01/1900	0/01/1900 0/01/1900 0/01/1900	7 28 7	0 0 0	0.00 0.00 0.00	0.00 0.00 0.00	Brisbane - GPF_WAA_03 Mies - GPF_WAA_03 Brisbane - GPF_WAA_03
Staff	20 WTF construction staff 20 ppl per bus 2 week shift 10 establishment staff 1 person per car 0 2wk shift 40 establishment staff 20ppl per bus 2wk shift 10 establishment staff 1 person per car 2wk shift	Rigid Rigid Light Rigid Light	0/01/1900 0/01/1900 0/01/1900 0/01/1900 0/01/1900	0/01/1900 0/01/1900 0/01/1900 0/01/1900 0/01/1900	0 0 0 0 0	0.00 0.00 0.00 0.00 0.00	0.00 0.00 0.00 0.00 0.00	0.00 0.00 0.00 0.00 0.00	Miesair - GPF_WAA_03 Miesair - GPF_WAA_03 Miesair - GPF_WAA_03 Miesair - GPF_WAA_03 Miesair - GPF_WAA_03
Potable Water	Water truck Construction Operation Water truck	Rigid Rigid Rigid Rigid	0/01/1900 0/01/1900 0/01/1900 0/01/1900	0/01/1900 0/01/1900 0/01/1900 0/01/1900	0 0.00 0.00 0.00	0.00 0.00 0.00 0.00	0.00 0.00 0.00 0.00	0.00 0.00 0.00 0.00	Mies - GPF_WAA_03 Mies - GPF_WAA_03 Mies - GPF_WAA_03 Mies - GPF_WAA_03
Consumables	Food truck Camp Construction Camp Operation	Rigid Rigid	0/01/1900 0/01/1900	0/01/1900 0/01/1900	0 0.00	0 0.00	0.00 0.00	0.00 0.00	Brisbane - GPF_WAA_03 Brisbane - GPF_WAA_03
Other	Nil other								

CAMP	Description	Vehicle Type	Beginning Date	Ending Date	Duration (Days)	Total Loads	Average Trips per day	Delivery Frequency	Route Description
Online 4									
Building - Materials	0 mobile homes - arrive 0 mobile homes - depart General materials	Articulated Articulated Articulated	0/01/1900 0/01/1900 0/01/1900	0/01/1900 0/01/1900 0/01/1900	28 14 28	0 0 0.00	0.00 0.00 0.00	0.00 0.00 0.00	Brisbane - GPF_WAA_03 Mies - GPF_WAA_03 Brisbane - GPF_WAA_03
Building - Construction Machinery	Mobile cranes - travel to site Concrete truck Backhoe - travel to site	Articulated Rigid Articulated	0/01/1900 0/01/1900 0/01/1900	0/01/1900 0/01/1900 0/01/1900	7 28 7	0 0 0	0.00 0.00 0.00	0.00 0.00 0.00	Brisbane - GPF_WAA_03 Mies - GPF_WAA_03 Brisbane - GPF_WAA_03
Staff	20 WTF construction staff 20 ppl per bus 2 week shift 10 establishment staff 1 person per car 0 2wk shift 40 establishment staff 20ppl per bus 2wk shift 10 establishment staff 1 person per car 2wk shift	Rigid Rigid Light Rigid Light	0/01/1900 0/01/1900 0/01/1900 0/01/1900 0/01/1900	0/01/1900 0/01/1900 0/01/1900 0/01/1900 0/01/1900	0 0 0 0 0	0.00 0.00 0.00 0.00 0.00	0.00 0.00 0.00 0.00 0.00	0.00 0.00 0.00 0.00 0.00	Miesair - GPF_WAA_03 Miesair - GPF_WAA_03 Miesair - GPF_WAA_03 Miesair - GPF_WAA_03 Miesair - GPF_WAA_03
Potable Water	Water truck Construction Operation Water truck	Rigid Rigid Rigid Rigid	0/01/1900 0/01/1900 0/01/1900 0/01/1900	0/01/1900 0/01/1900 0/01/1900 0/01/1900	0 0.00 0.00 0.00	0.00 0.00 0.00 0.00	0.00 0.00 0.00 0.00	0.00 0.00 0.00 0.00	Mies - GPF_WAA_03 Mies - GPF_WAA_03 Mies - GPF_WAA_03 Mies - GPF_WAA_03
Consumables	Food truck Camp Construction Camp Operation	Rigid Rigid	0/01/1900 0/01/1900	0/01/1900 0/01/1900	0 0.00	0 0.00	0.00 0.00	0.00 0.00	Brisbane - GPF_WAA_03 Brisbane - GPF_WAA_03
Other	Nil other								

WTF CONSTRUCTION	Description	Vehicle Type	Beginning Date	Ending Date	Duration (Days)	Total Loads	Average Trips per day	Delivery Frequency	Route Description
Online 1									
Building - Materials	Construction materials Ex Gladstone 0 Construction materials Ex Brisbane 40 Units transport Gravel truck	Road Train Road Train Overseas Road Train	0/01/1900 0/01/1900 0/01/1900 0/01/1900	0/01/1900 0/01/1900 0/01/1900 0/01/1900	0 0 0 0	0 0 0 0	0.00 0.00 0.00 0.00	0.00 0.00 0.00 0.00	Gladstone - GPF_WAA_03 Brisbane - GPF_WAA_03 Brisbane - GPF_WAA_03 Mies - GPF_WAA_03
Building - Construction Machinery	WTF construction machinery Concrete truck	Articulated Rigid	0/01/1900 0/01/1900	0/01/1900 0/01/1900	7 0	0 0	0.00 0.00	0.00 0.00	Brisbane - GPF_WAA_03 Mies - GPF_WAA_03
Access to WTF/Camp	Gravel truck	Road Train	0/01/1900	0/01/1900	30	0	0.00	0.00	Mies - GPF_WAA_03
Access - Construction Machinery	All access machinery already on site. No additional movement on public roads								
Staff	Staff travel daily to site from camp within internal constructed roads. No additional travel on public roads								
Potable Water	Potable water taken to site from camp. No additional movement on public roads								
Non potable water	Water truck	Rigid	0/01/1900	0/01/1900	0	0.00	0.00	0.00	Mies - GPF_WAA_03
Fuel	Fuel truck Fuel tanker	Rigid Road Train	0/01/1900 0/01/1900	0/01/1900 0/01/1900	0 0	0.00 0.00	0.00 0.00	0.00 0.00	Mies - GPF_WAA_03 Brisbane - Mies
Waste	Solid waste disposal Liquid waste disposal	Articulated Articulated	0/01/1900 0/01/1900	0/01/1900 0/01/1900	0 0	0.00 0.00	0.00 0.00	0.00 0.00	Mies - GPF_WAA_03 Mies - GPF_WAA_03
Consumables	Nil consumables								
Other	Nil other								

WTF CONSTRUCTION Online 2	Description	Vehicle Type	Beginning Date	Ending Date	Duration (Days)	Total Loads	Average Trips per day	Delivery Frequency (1 truck every 10 days)	Route Description
Building - Materials	Construction materials Ex Gladstone	Road Train	0/01/1900	0/01/1900	0	0	0.00	0.00	Gladstone - GPF_WAA_03
	Construction materials Ex Brisbane	Road Train	0/01/1900	0/01/1900	0	0	0.00	0.00	Brisbane - GPF_WAA_03
	RO Units transport	Oversize	0/01/1900	0/01/1900	0	0	0.00	0.00	Brisbane - GPF_WAA_03
	Gravel truck	Road Train	0/01/1900	0/01/1900	0	0	0.00	0.00	Mies - GPF_WAA_03
Building - Construction Machinery	WTF construction machinery	Articulated	0/01/1900	0/01/1900	7	0	0.00	0.00	Brisbane - GPF_WAA_03
	Concrete truck	Rigid	0/01/1900	0/01/1900	0	0	0.00	0.00	Mies - GPF_WAA_03
Access to WTF/Camp	Gravel truck	Road Train	0/01/1900	0/01/1900	30	0	0.00	0.00	Mies - GPF_WAA_03
Access - Construction Machinery	All access machinery already on site. No additional movement on public roads								
Staff	Staff travel daily to site from camp within internal constructed roads. No additional travel on public roads								
Potable Water	Potable water taken to site from camp. No additional movement on public roads								
Non potable water	Water truck	Rigid	0/01/1900	0/01/1900	0	0.00	0.00	0.00	Mies - GPF_WAA_03
Fuel	Fuel truck	Rigid	0/01/1900	0/01/1900	0	0.00	0.00	0.00	Mies - GPF_WAA_03
	Fuel tanker	Road Train	0/01/1900	0/01/1900	0	0.00	0.00	0.00	Brisbane - Mies
Waste	Solid waste disposal	Articulated	0/01/1900	0/01/1900	0	0.00	0.00	0.00	Mies - GPF_WAA_03
	Liquid waste disposal	Articulated	0/01/1900	0/01/1900	0	0.00	0.00	0.00	Mies - GPF_WAA_03
Consumables	Nil consumables								
Other	Nil other								

WTF CONSTRUCTION Online 2	Description	Vehicle Type	Beginning Date	Ending Date	Duration (Days)	Total Loads	Average Trips per day	Delivery Frequency (1 truck every 10 days)	Route Description
Building - Materials	Construction materials Ex Gladstone	Road Train	0/01/1900	0/01/1900	0	0	0.00	0.00	Gladstone - GPF_WAA_03
	Construction materials Ex Brisbane	Road Train	0/01/1900	0/01/1900	0	0	0.00	0.00	Brisbane - GPF_WAA_03
	RO Units transport	Oversize	0/01/1900	0/01/1900	0	0	0.00	0.00	Brisbane - GPF_WAA_03
	Gravel truck	Road Train	0/01/1900	0/01/1900	0	0	0.00	0.00	Mies - GPF_WAA_03
Building - Construction Machinery	WTF construction machinery	Articulated	0/01/1900	0/01/1900	7	0	0.00	0.00	Brisbane - GPF_WAA_03
	Concrete truck	Rigid	0/01/1900	0/01/1900	0	0	0.00	0.00	Mies - GPF_WAA_03
Access to WTF/Camp	Gravel truck	Road Train	0/01/1900	0/01/1900	30	0	0.00	0.00	Mies - GPF_WAA_03
Access - Construction Machinery	All access machinery already on site. No additional movement on public roads								
Staff	Staff travel daily to site from camp within internal constructed roads. No additional travel on public roads								
Potable Water	Potable water taken to site from camp. No additional movement on public roads								
Non potable water	Water truck	Rigid	0/01/1900	0/01/1900	0	0.00	0.00	0.00	Mies - GPF_WAA_03
Fuel	Fuel truck	Rigid	0/01/1900	0/01/1900	0	0.00	0.00	0.00	Mies - GPF_WAA_03
	Fuel tanker	Road Train	0/01/1900	0/01/1900	0	0.00	0.00	0.00	Brisbane - Mies
Waste	Solid waste disposal	Articulated	0/01/1900	0/01/1900	0	0.00	0.00	0.00	Mies - GPF_WAA_03
	Liquid waste disposal	Articulated	0/01/1900	0/01/1900	0	0.00	0.00	0.00	Mies - GPF_WAA_03
Consumables	Nil consumables								
Other	Nil other								

WTF CONSTRUCTION Online 4	Description	Vehicle Type	Beginning Date	Ending Date	Duration (Days)	Total Loads	Average Trips per day	Delivery Frequency (1 truck every 10 days)	Route Description
Building - Materials	Construction materials Ex Gladstone	Road Train	0/01/1900	0/01/1900	0	0	0.00	0.00	Gladstone - GPF_WAA_03
	Construction materials Ex Brisbane	Road Train	0/01/1900	0/01/1900	0	0	0.00	0.00	Brisbane - GPF_WAA_03
	RO Units transport	Oversize	0/01/1900	0/01/1900	0	0	0.00	0.00	Brisbane - GPF_WAA_03
	Gravel truck	Road Train	0/01/1900	0/01/1900	0	0	0.00	0.00	Mies - GPF_WAA_03
Building - Construction Machinery	WTF construction machinery	Articulated	0/01/1900	0/01/1900	7	0	0.00	0.00	Brisbane - GPF_WAA_03
	Concrete truck	Rigid	0/01/1900	0/01/1900	0	0	0.00	0.00	Mies - GPF_WAA_03
Access to WTF/Camp	Gravel truck	Road Train	0/01/1900	0/01/1900	30	0	0.00	0.00	Mies - GPF_WAA_03
Access - Construction Machinery	All access machinery already on site. No additional movement on public roads								
Staff	Staff travel daily to site from camp within internal constructed roads. No additional travel on public roads								
Potable Water	Potable water taken to site from camp. No additional movement on public roads								
Non potable water	Water truck	Rigid	0/01/1900	0/01/1900	0	0.00	0.00	0.00	Mies - GPF_WAA_03
Fuel	Fuel truck	Rigid	0/01/1900	0/01/1900	0	0.00	0.00	0.00	Mies - GPF_WAA_03
	Fuel tanker	Road Train	0/01/1900	0/01/1900	0	0.00	0.00	0.00	Brisbane - Mies
Waste	Solid waste disposal	Articulated	0/01/1900	0/01/1900	0	0.00	0.00	0.00	Mies - GPF_WAA_03
	Liquid waste disposal	Articulated	0/01/1900	0/01/1900	0	0.00	0.00	0.00	Mies - GPF_WAA_03
Consumables	Nil consumables								
Other	Nil other								

WTF OPERATION	Description	Vehicle Type	Beginning Date	Ending Date	Duration (Days)	Total Loads	Average Trips per day	Delivery Frequency (1 truck every 10 days)	Route Description
Maintenance Vehicles	Maintenance trucks	Articulated	0/01/1900	18/12/1949	18250	0.00	0.00	0.00	Mies - GPF_WAA_03
Maintenance Equipment	Nil maintenance equipment								
Staff	3 WTF operation staff	Rigid	0/01/1900	18/12/1949	18250	0.00	0.00	0.00	Miesair - GPF_WAA_03
	20 ppl per bus								
	10 WTF operation staff	Light	0/01/1900	18/12/1949	18250	0.00	0.00	0.00	Miesair - GPF_WAA_03
	1 ppl per car								
Potable Water	Water truck	Rigid	0/01/1900	18/12/1949	18250	0.00	0.00	0.00	Mies - GPF_WAA_03
Non potable water	Non potable water to be available locally (drill water). No transport on public roads								
Fuel	Fuel truck	Rigid	0/01/1900	18/12/1949	18250	0.00	0.00	0.00	Mies - GPF_WAA_03
	Fuel tanker				18250	0.00	0.00	0.00	Brisbane - Mies
Waste	Solid waste disposal	Articulated	0/01/1900	18/12/1949	18250	0.00	0.00	0.00	Mies - GPF_WAA_03
Consumables	Food truck	Rigid	0/01/1900	18/12/1949	18250	0	0.00	0.00	Mies - GPF_WAA_03
Other									

Traffic Summary - Major Items									
	Vehicle	Capacity	No. Loads	Quantity					GPF_WAA_03
	Fuel truck	15000	2978	44,666,069 L					
	Fuel tanker	34000	1314	44,666,069 L					
	Concrete truck	7.4	2164	16,567 m3					
	Water truck	20000	26725	534,493,547 L					
	Food truck	5000	3177	15,884,436 kg					
	Gravel truck	40	3609	144,372 m3					
	Total movements all vehicles on public roads	80,469							
	Total trips all vehicles on public roads	160,938							
	Total Distance Travelled	47,876,302	UKT						
	Average L/km	0.903	L/km						
	Average Trip Distance	297.5							

Well Construction	Description	Vehicle Type	Beginning Date	Ending Date	Duration (Days)	Total Required per well	Average Trips per day per well		Route Description
Building - Materials	Construction materials Ex Gladstone	Articulated Road Train	1/01/2017	31/12/2035	365.25	2.00	0.01		Gladstone - GPF_WAA_04
	Construction materials Ex Brisbane		1/01/2017	31/12/2035	365.25	4.00	0.02		Brisbane - GPF_WAA_04
	Gravel truck		1/01/2017	31/12/2035	365.25	0.42	0.00		Brisbane - GPF_WAA_04
Pad - Materials	Concrete truck	Road Train	1/01/2017	31/12/2035	365.25	3.04	0.02		Mies - GPF_WAA_04
Building - Construction Machinery	Drill/workover rigs - Travel to site	Articulated	1/01/2017	31/12/2035	365.25	2	0.01		Brisbane - GPF_WAA_04
Staff	Staff travel daily to site from camp within internal constructed roads. No additional travel on public roads								
Potable Water	Potable water taken to site from camp. No additional movement on public roads								
Non-potable water and waste water	Non potable water sourced from drill well. No additional movement on public roads								
Fuel	Fuel truck	Rigid Road Train	1/01/2017	31/12/2035	365.25	2.80	0.02		Mies - GPF_WAA_04
	Fuel tanker		1/01/2017	31/12/2035	365.25	1.24	0.01		Brisbane - Mies
Waste	Solid waste disposal	Articulated	1/01/2017	31/12/2035	365.25	1.00	0.01		Mies - GPF_WAA_04
Consumables	Nil consumables								
Other	Nil other								

Well Operation	Description	Vehicle Type	Beginning Date	Ending Date	Duration (Days)	Total Loads	Average Trips per day		Route Description
Maintenance Vehicles	Maintenance truck	Articulated	1/01/2017	20/12/2066	365.25	12.00	0.07		Mies - GPF_WAA_04
Maintenance Equipment	Nil maintenance equipment								

Component

HP Network

ID	GPF_WAA_04
Begin HP Network Construction	1/03/2025 (Same timing as GPF)
End HP Network Construction	25/04/2025
Length of HP Pipe	22.05 km
Construction Rate	0.4 km/day
Construction Time	55.1 days
Truck capacity	162 m/truck
Staff	80 people

CAMP	Description	Vehicle Type	Beginning Date	Ending Date	Duration (Days)	Total Loads	Average Trips per day	Delivery Frequency (1 truck every 10 days)	Route Description
Building - Materials	80 mobile homes - arrive	Articulated	1/02/2025	1/03/2025	28	80	5.71	0.35	Brisbane - GPF_WAA_04
	80 mobile homes - depart	Articulated	25/04/2025	23/05/2025	28	80	5.71	0.35	Mies - GPF_WAA_04
	General materials	Articulated	1/02/2025	1/03/2025	28	2.67	0.19	10.50	Brisbane - GPF_WAA_04
Building - Construction Machinery	Concrete truck	Rigid	1/02/2025	1/03/2025	28	27	1.93	1.04	Mies - GPF_WAA_04
Staff	80 HP Network Staff	Rigid	1/03/2025	25/04/2025	55.114575	9.06	0.33	6.08	Miesair - GPF_WAA_04
	20 ppl per bus								
	4 week shift continuous	Light	1/03/2025	25/04/2025	55.114575	60.40	2.19	0.91	Miesair - GPF_WAA_04
	20 HP Network staff								
	1 person per car	Rigid	1/02/2025	1/03/2025	28	4.00	0.29	7.00	Miesair - GPF_WAA_04
	4 week shift continuous								
Potable Water	40 establishment staff	Light	1/02/2025	1/03/2025	28	20.00	1.43	1.40	Miesair - GPF_WAA_04
	20ppl per bus								
	2wk shift								
Camp Construction	10 establishment staff	Light	1/02/2025	1/03/2025	28				
	1 person per car								
	2wk shift								
Consumables	Water truck	Rigid	1/02/2025	1/03/2025	28	14.00	1.00	2.00	Mies - GPF_WAA_04
	Operation	Rigid	1/03/2025	25/04/2025	55.11	22.05	0.80	2.50	Mies - GPF_WAA_04
	Water truck	Rigid	1/03/2025	25/04/2025	55.11	22.05	0.80	2.50	Mies - GPF_WAA_04
Camp Operation	Food truck	Rigid	1/02/2025	1/03/2025	28	0.84	0.06	33.33	Brisbane - GPF_WAA_04
	Food truck	Rigid	1/03/2025	25/04/2025	55.11	2.65	0.10	20.83	Gladstone - GPF_WAA_04
	Food truck	Rigid	1/03/2025	25/04/2025	55.11	2.65	0.10	20.83	Brisbane - GPF_WAA_04
Other	Nil other								

HP Network Construction	Description	Vehicle Type	Beginning Date	Ending Date	Duration (Days)	Total Loads	Average Trips per day per site		Route Description
Building - Materials	HP Pipe delivery	Articulated	30/01/2025	26/03/2025	55.114575	54.43	1.98	1.01	Gladstone - GPF_WAA_04
	HP Pipe delivery	Articulated	30/01/2025	26/03/2025	55.114575	81.65	2.96	0.68	Brisbane - GPF_WAA_04
	Fittings and miscellaneous	Articulated	1/03/2025	25/04/2025	55.114575	44.09	1.60	1.25	Gladstone - GPF_WAA_04
Building - Construction Machinery	Construction machinery - Travel to site	Articulated	1/03/2025	25/04/2025	55.114575	20	0.73	2.76	Brisbane - GPF_WAA_04
Staff	Staff travel daily to site from camp within internal constructed roads. No additional travel on public roads								
Potable Water	Potable water taken to site from camp. No additional movement on public roads								
Non-potable water and waste water	Non potable water sourced from drill well. No additional movement on public roads								
Fuel	Fuel truck	Rigid Road Train	1/03/2025	25/04/2025	55.114575	16.37	0.67	6.80	Mies - GPF_WAA_04
	Fuel tanker		1/03/2025	25/04/2025	55.114575	8.11	0.29		Brisbane - Mies
Waste	Solid waste disposal	Articulated	1/03/2025	25/04/2025	55.114575	7.87	0.29		Mies - GPF_WAA_04
Consumables	Nil consumables								
Other	Nil other								

Component

Gas and Water Gathering

ID	GPF_WAA_04
Begin gathering construction	1/01/2017 (Same timing as drilling)
End gathering construction	31/12/2035 (Same timing as drilling)
Staff	120 people

CAMP	Description	Vehicle Type	Beginning Date	Ending Date	Duration (Days)	Total Loads	Average Trips per day	Delivery Frequency (1 truck every 10 days)	Route Description
Building - Materials	120 mobile homes - arrive	Articulated	4/12/2016	1/01/2017	28	120	8.57	0.23	Brisbane - GPF_WAA_04
	120 mobile homes - depart	Articulated	31/12/2035	28/01/2036	28	120	8.57	0.23	Mies - GPF_WAA_04
	General materials	Articulated	4/12/2016	1/01/2017	28	4.00	0.29	7.00	Brisbane - GPF_WAA_04
Building - Construction Machinery	Concrete truck	Rigid	4/12/2016	1/01/2017	28	41	2.90	0.69	Mies - GPF_WAA_04
Staff	100 Gathering Staff	Rigid	1/01/2017	31/12/2035	6938	1900.82	0.55	3.85	Miesair - GPF_WAA_04
	20 ppl per bus								
	4 week shift continuous	Light	1/01/2017	31/12/2035	6938	7603.29	2.19	0.91	Miesair - GPF_WAA_04
	20 HP Gathering Staff								
	1 person per car	Rigid	4/12/2016	1/01/2017	28	4.00	0.29	7.00	Miesair - GPF_WAA_04
	4 week shift continuous								
Potable Water	40 establishment staff	Light	4/12/2016	1/01/2017	28	20.00	1.43	1.40	Miesair - GPF_WAA_04
	20ppl per bus								
	2wk shift								
Camp Construction	10 establishment staff	Light	4/12/2016	1/01/2017	28				
	1 person per car								
	2wk shift								
Consumables	Water truck	Rigid	4/12/2016	1/01/2017	28	14.00	1.00	2.00	Mies - GPF_WAA_04
	Operation	Rigid	1/01/2017	31/12/2035	6938.00	4162.80	1.20	1.67	Mies - GPF_WAA_04
	Water truck	Rigid	1/01/2017	31/12/2035	6938.00	4162.80	1.20	1.67	Mies - GPF_WAA_04
Camp Operation	Food truck	Rigid	4/12/2016	1/01/2017	28	1.68	0.12	16.67	Brisbane - GPF_WAA_04
	Food truck	Rigid	1/01/2017	31/12/2035	6938.00	499.54	0.14	13.89	Brisbane - GPF_WAA_04
	Food truck	Rigid	1/01/2017	31/12/2035	6938.00	499.54	0.14	13.89	Gladstone - GPF_WAA_04
Other	Nil other								

Gathering Construction	Description	Vehicle Type	Beginning Date	Ending Date	Duration (Days)	Total Loads Required per well network	Average Trips per day per well network		Route Description
Building - Materials	Pipe Materials	Articulated	1/01/2017	31/12/2035	365	1.13	0.01		Townsville - GPF_WAA_04
	Pipe Materials	Articulated	1/01/2017	31/12/2035	365	1.13	0.01		Brisbane - GPF_WAA_04
Building - Construction Machinery	Equipment Travel	Articulated	25/12/2016	1/01/2017	7	20 (total - not per well)	5.71		Brisbane - GPF_WAA_04
Staff	Staff travel daily to site from camp within internal constructed roads. No additional travel on public roads								
Potable Water	Potable water taken to site from camp. No additional movement on public roads								
Non-potable water and waste water	Non potable water sourced from drill well. No additional movement on public roads								
Fuel	Fuel truck	Rigid Road Train	1/01/2017	31/12/2035	365	2.80	0.02		Mies - GPF_WAA_04
	Fuel tanker		1/01/2017	31/12/2035	365	1.24	0.01		Brisbane - Mies
Waste	Solid waste removal	Articulated	1/01/2017	31/12/2035	365	1.00	0.01		Mies - GPF_WAA_04
Consumables	Nil consumables								
Other	Nil other								

Component

Water Treatment Facilities

GPF ID	GPF_WAA_04
WTF ID	Nil
Online 1 - Begin Construction	0/01/1900
Online 1 - Completion Date	0/01/1900
Online 1 - Capacity	0
Online 1 - Staff	0
Online 1 - Build Time	0
Online 2 - Begin Construction	0/01/1900
Online 2 - Completion Date	0/01/1900

Online 2 - Capacity	0
Online 2 - Staff	0
Online 2 - Build Time	0
Online 3 - Begin Construction	0/01/1900
Online 3 - Completion Date	0/01/1900
Online 3 - Capacity	0
Online 3 - Staff	0
Online 3 - Build Time	0
Online 4 - Begin Construction	0/01/1900
Online 4 - Completion Date	0/01/1900
Online 4 - Capacity	0
Online 4 - Staff	0
Online 4 - Build Time	0

CAMP	Description	Vehicle Type	Beginning Date	Ending Date	Duration (Days)	Total Loads	Average Trips per day	Delivery Frequency	Route Description
Online 1									
Building - Materials	0 mobile homes - arrive 0 mobile homes - depart General materials	Articulated Articulated Articulated	0/01/1900 0/01/1900 0/01/1900	0/01/1900 0/01/1900 0/01/1900	28 28 28	0 0 0.00	0.00 0.00 0.00	0.00 0.00 0.00	Brisbane - GPF_WAA_04 Mies - GPF_WAA_04 Brisbane - GPF_WAA_04
Building - Construction Machinery	Mobile cranes - travel to site Concrete truck Backhoe - travel to site	Articulated Rigid Articulated	0/01/1900 0/01/1900 0/01/1900	0/01/1900 0/01/1900 0/01/1900	7 28 7	0 0 0	0.00 0.00 0.00	0.00 0.00 0.00	Brisbane - GPF_WAA_04 Mies - GPF_WAA_04 Brisbane - GPF_WAA_04
Staff	20 WTF construction staff 20 ppl per bus 2 week shift 20 establishment staff 1 person per car 0 2wk shift 40 establishment staff 20ppl per bus 2wk shift 10 establishment staff 1 person per car 2wk shift	Rigid Rigid Light Rigid Light	0/01/1900 0/01/1900 0/01/1900 0/01/1900 0/01/1900	0/01/1900 0/01/1900 0/01/1900 0/01/1900 0/01/1900	0 0 0 0 0	0.00 0.00 0.00 0.00 0.00	0.00 0.00 0.00 0.00 0.00	0.00 0.00 0.00 0.00 0.00	Miesair - GPF_WAA_04 Miesair - GPF_WAA_04 Miesair - GPF_WAA_04 Miesair - GPF_WAA_04 Miesair - GPF_WAA_04
Potable Water	Water truck Construction Operation Water truck	Rigid Rigid Rigid Rigid	0/01/1900 0/01/1900 0/01/1900 0/01/1900	0/01/1900 0/01/1900 0/01/1900 0/01/1900	0 0.00 0.00 0.00	0.00 0.00 0.00 0.00	0.00 0.00 0.00 0.00	0.00 0.00 0.00 0.00	Mies - GPF_WAA_04 Mies - GPF_WAA_04 Mies - GPF_WAA_04 Mies - GPF_WAA_04
Consumables	Food truck Camp Construction Camp Operation	Rigid Rigid	0/01/1900 0/01/1900	0/01/1900 0/01/1900	0 0.00	0 0.00	0.00 0.00	0.00 0.00	Brisbane - GPF_WAA_04 Brisbane - GPF_WAA_04
Other	Nil other								

CAMP	Description	Vehicle Type	Beginning Date	Ending Date	Duration (Days)	Total Loads	Average Trips per day	Delivery Frequency	Route Description
Online 2									
Building - Materials	0 mobile homes - arrive 0 mobile homes - depart General materials	Articulated Articulated Articulated	0/01/1900 0/01/1900 0/01/1900	0/01/1900 0/01/1900 0/01/1900	28 14 28	0 0 0.00	0.00 0.00 0.00	0.00 0.00 0.00	Brisbane - GPF_WAA_04 Mies - GPF_WAA_04 Brisbane - GPF_WAA_04
Building - Construction Machinery	Mobile cranes - travel to site Concrete truck Backhoe - travel to site	Articulated Rigid Articulated	0/01/1900 0/01/1900 0/01/1900	0/01/1900 0/01/1900 0/01/1900	7 28 7	0 0 0	0.00 0.00 0.00	0.00 0.00 0.00	Brisbane - GPF_WAA_04 Mies - GPF_WAA_04 Brisbane - GPF_WAA_04
Staff	20 WTF construction staff 20 ppl per bus 2 week shift 10 establishment staff 1 person per car 0 2wk shift 40 establishment staff 20ppl per bus 2wk shift 10 establishment staff 1 person per car 2wk shift	Rigid Rigid Light Rigid Light	0/01/1900 0/01/1900 0/01/1900 0/01/1900 0/01/1900	0/01/1900 0/01/1900 0/01/1900 0/01/1900 0/01/1900	0 0 0 0 0	0.00 0.00 0.00 0.00 0.00	0.00 0.00 0.00 0.00 0.00	0.00 0.00 0.00 0.00 0.00	Miesair - GPF_WAA_04 Miesair - GPF_WAA_04 Miesair - GPF_WAA_04 Miesair - GPF_WAA_04 Miesair - GPF_WAA_04
Potable Water	Water truck Construction Operation Water truck	Rigid Rigid Rigid Rigid	0/01/1900 0/01/1900 0/01/1900 0/01/1900	0/01/1900 0/01/1900 0/01/1900 0/01/1900	0 0.00 0.00 0.00	0.00 0.00 0.00 0.00	0.00 0.00 0.00 0.00	0.00 0.00 0.00 0.00	Mies - GPF_WAA_04 Mies - GPF_WAA_04 Mies - GPF_WAA_04 Mies - GPF_WAA_04
Consumables	Food truck Camp Construction Camp Operation	Rigid Rigid	0/01/1900 0/01/1900	0/01/1900 0/01/1900	0 0.00	0 0.00	0.00 0.00	0.00 0.00	Brisbane - GPF_WAA_04 Brisbane - GPF_WAA_04
Other	Nil other								

CAMP	Description	Vehicle Type	Beginning Date	Ending Date	Duration (Days)	Total Loads	Average Trips per day	Delivery Frequency	Route Description
Online 3									
Building - Materials	0 mobile homes - arrive 0 mobile homes - depart General materials	Articulated Articulated Articulated	0/01/1900 0/01/1900 0/01/1900	0/01/1900 0/01/1900 0/01/1900	28 14 28	0 0 0.00	0.00 0.00 0.00	0.00 0.00 0.00	Brisbane - GPF_WAA_04 Mies - GPF_WAA_04 Brisbane - GPF_WAA_04
Building - Construction Machinery	Mobile cranes - travel to site Concrete truck Backhoe - travel to site	Articulated Rigid Articulated	0/01/1900 0/01/1900 0/01/1900	0/01/1900 0/01/1900 0/01/1900	7 28 7	0 0 0	0.00 0.00 0.00	0.00 0.00 0.00	Brisbane - GPF_WAA_04 Mies - GPF_WAA_04 Brisbane - GPF_WAA_04
Staff	20 WTF construction staff 20 ppl per bus 2 week shift 10 establishment staff 1 person per car 0 2wk shift 40 establishment staff 20ppl per bus 2wk shift 10 establishment staff 1 person per car 2wk shift	Rigid Rigid Light Rigid Light	0/01/1900 0/01/1900 0/01/1900 0/01/1900 0/01/1900	0/01/1900 0/01/1900 0/01/1900 0/01/1900 0/01/1900	0 0 0 0 0	0.00 0.00 0.00 0.00 0.00	0.00 0.00 0.00 0.00 0.00	0.00 0.00 0.00 0.00 0.00	Miesair - GPF_WAA_04 Miesair - GPF_WAA_04 Miesair - GPF_WAA_04 Miesair - GPF_WAA_04 Miesair - GPF_WAA_04
Potable Water	Water truck Construction Operation Water truck	Rigid Rigid Rigid Rigid	0/01/1900 0/01/1900 0/01/1900 0/01/1900	0/01/1900 0/01/1900 0/01/1900 0/01/1900	0 0.00 0.00 0.00	0.00 0.00 0.00 0.00	0.00 0.00 0.00 0.00	0.00 0.00 0.00 0.00	Mies - GPF_WAA_04 Mies - GPF_WAA_04 Mies - GPF_WAA_04 Mies - GPF_WAA_04
Consumables	Food truck Camp Construction Camp Operation	Rigid Rigid	0/01/1900 0/01/1900	0/01/1900 0/01/1900	0 0.00	0 0.00	0.00 0.00	0.00 0.00	Brisbane - GPF_WAA_04 Brisbane - GPF_WAA_04
Other	Nil other								

CAMP	Description	Vehicle Type	Beginning Date	Ending Date	Duration (Days)	Total Loads	Average Trips per day	Delivery Frequency	Route Description
Online 4									
Building - Materials	0 mobile homes - arrive 0 mobile homes - depart General materials	Articulated Articulated Articulated	0/01/1900 0/01/1900 0/01/1900	0/01/1900 0/01/1900 0/01/1900	28 14 28	0 0 0.00	0.00 0.00 0.00	0.00 0.00 0.00	Brisbane - GPF_WAA_04 Mies - GPF_WAA_04 Brisbane - GPF_WAA_04
Building - Construction Machinery	Mobile cranes - travel to site Concrete truck Backhoe - travel to site	Articulated Rigid Articulated	0/01/1900 0/01/1900 0/01/1900	0/01/1900 0/01/1900 0/01/1900	7 28 7	0 0 0	0.00 0.00 0.00	0.00 0.00 0.00	Brisbane - GPF_WAA_04 Mies - GPF_WAA_04 Brisbane - GPF_WAA_04
Staff	20 WTF construction staff 20 ppl per bus 2 week shift 10 establishment staff 1 person per car 0 2wk shift 40 establishment staff 20ppl per bus 2wk shift 10 establishment staff 1 person per car 2wk shift	Rigid Rigid Light Rigid Light	0/01/1900 0/01/1900 0/01/1900 0/01/1900 0/01/1900	0/01/1900 0/01/1900 0/01/1900 0/01/1900 0/01/1900	0 0 0 0 0	0.00 0.00 0.00 0.00 0.00	0.00 0.00 0.00 0.00 0.00	0.00 0.00 0.00 0.00 0.00	Miesair - GPF_WAA_04 Miesair - GPF_WAA_04 Miesair - GPF_WAA_04 Miesair - GPF_WAA_04 Miesair - GPF_WAA_04
Potable Water	Water truck Construction Operation Water truck	Rigid Rigid Rigid Rigid	0/01/1900 0/01/1900 0/01/1900 0/01/1900	0/01/1900 0/01/1900 0/01/1900 0/01/1900	0 0.00 0.00 0.00	0.00 0.00 0.00 0.00	0.00 0.00 0.00 0.00	0.00 0.00 0.00 0.00	Mies - GPF_WAA_04 Mies - GPF_WAA_04 Mies - GPF_WAA_04 Mies - GPF_WAA_04
Consumables	Food truck Camp Construction Camp Operation	Rigid Rigid	0/01/1900 0/01/1900	0/01/1900 0/01/1900	0 0.00	0 0.00	0.00 0.00	0.00 0.00	Brisbane - GPF_WAA_04 Brisbane - GPF_WAA_04
Other	Nil other								

WTF CONSTRUCTION	Description	Vehicle Type	Beginning Date	Ending Date	Duration (Days)	Total Loads	Average Trips per day	Delivery Frequency	Route Description
Online 1									
Building - Materials	Construction materials Ex Gladstone 0 Construction materials Ex Brisbane 40 Units transport Gravel truck	Road Train Road Train Overseas Road Train	0/01/1900 0/01/1900 0/01/1900 0/01/1900	0/01/1900 0/01/1900 0/01/1900 0/01/1900	0 0 0 0	0 0 0 0	0.00 0.00 0.00 0.00	0.00 0.00 0.00 0.00	Gladstone - GPF_WAA_04 Brisbane - GPF_WAA_04 Brisbane - GPF_WAA_04 Mies - GPF_WAA_04
Building - Construction Machinery	WTF construction machinery Concrete truck	Articulated Rigid	0/01/1900 0/01/1900	0/01/1900 0/01/1900	7 0	0 0	0.00 0.00	0.00 0.00	Brisbane - GPF_WAA_04 Mies - GPF_WAA_04
Access to WTF/Camp	Gravel truck	Road Train	0/01/1900	0/01/1900	30	0	0.00	0.00	Mies - GPF_WAA_04
Access - Construction Machinery	All access machinery already on site. No additional movement on public roads								
Staff	Staff travel daily to site from camp within internal constructed roads. No additional travel on public roads								
Potable Water	Potable water taken to site from camp. No additional movement on public roads								
Non potable water	Water truck	Rigid	0/01/1900	0/01/1900	0	0.00	0.00	0.00	Mies - GPF_WAA_04
Fuel	Fuel truck Fuel tanker	Rigid Road Train	0/01/1900 0/01/1900	0/01/1900 0/01/1900	0 0	0.00 0.00	0.00 0.00	0.00 0.00	Mies - GPF_WAA_04 Brisbane - Mies
Waste	Solid waste disposal Liquid waste disposal	Articulated Articulated	0/01/1900 0/01/1900	0/01/1900 0/01/1900	0 0	0.00 0.00	0.00 0.00	0.00 0.00	Mies - GPF_WAA_04 Mies - GPF_WAA_04
Consumables	Nil consumables								
Other	Nil other								

WTF CONSTRUCTION Online 2	Description	Vehicle Type	Beginning Date	Ending Date	Duration (Days)	Total Loads	Average Trips per day	Delivery Frequency (1 truck every 10 days)	Route Description
Building - Materials	Construction materials Ex Gladstone	Road Train	0/01/1900	0/01/1900	0	0	0.00	0.00	Gladstone - GPF_WAA_04
	Construction materials Ex Brisbane	Road Train	0/01/1900	0/01/1900	0	0	0.00	0.00	Brisbane - GPF_WAA_04
	RO Units transport	Oversize	0/01/1900	0/01/1900	0	0	0.00	0.00	Brisbane - GPF_WAA_04
	Gravel truck	Road Train	0/01/1900	0/01/1900	0	0	0.00	0.00	Mies - GPF_WAA_04
Building - Construction Machinery	WTF construction machinery	Articulated	0/01/1900	0/01/1900	7	0	0.00	0.00	Brisbane - GPF_WAA_04
	Concrete truck	Rigid	0/01/1900	0/01/1900	0	0	0.00	0.00	Mies - GPF_WAA_04
Access to WTF/Camp	Gravel truck	Road Train	0/01/1900	0/01/1900	30	0	0.00	0.00	Mies - GPF_WAA_04
Access - Construction Machinery	All access machinery already on site. No additional movement on public roads								
Staff	Staff travel daily to site from camp within internal constructed roads. No additional travel on public roads								
Potable Water	Potable water taken to site from camp. No additional movement on public roads								
Non potable water	Water truck	Rigid	0/01/1900	0/01/1900	0	0.00	0.00	0.00	Mies - GPF_WAA_04
Fuel	Fuel truck	Rigid	0/01/1900	0/01/1900	0	0.00	0.00	0.00	Mies - GPF_WAA_04
	Fuel tanker	Road Train	0/01/1900	0/01/1900	0	0.00	0.00	0.00	Brisbane - Mies
Waste	Solid waste disposal	Articulated	0/01/1900	0/01/1900	0	0.00	0.00	0.00	Mies - GPF_WAA_04
	Liquid waste disposal	Articulated	0/01/1900	0/01/1900	0	0.00	0.00	0.00	Mies - GPF_WAA_04
Consumables	Nil consumables								
Other	Nil other								

WTF CONSTRUCTION Online 2	Description	Vehicle Type	Beginning Date	Ending Date	Duration (Days)	Total Loads	Average Trips per day	Delivery Frequency (1 truck every 10 days)	Route Description
Building - Materials	Construction materials Ex Gladstone	Road Train	0/01/1900	0/01/1900	0	0	0.00	0.00	Gladstone - GPF_WAA_04
	Construction materials Ex Brisbane	Road Train	0/01/1900	0/01/1900	0	0	0.00	0.00	Brisbane - GPF_WAA_04
	RO Units transport	Oversize	0/01/1900	0/01/1900	0	0	0.00	0.00	Brisbane - GPF_WAA_04
	Gravel truck	Road Train	0/01/1900	0/01/1900	0	0	0.00	0.00	Mies - GPF_WAA_04
Building - Construction Machinery	WTF construction machinery	Articulated	0/01/1900	0/01/1900	7	0	0.00	0.00	Brisbane - GPF_WAA_04
	Concrete truck	Rigid	0/01/1900	0/01/1900	0	0	0.00	0.00	Mies - GPF_WAA_04
Access to WTF/Camp	Gravel truck	Road Train	0/01/1900	0/01/1900	30	0	0.00	0.00	Mies - GPF_WAA_04
Access - Construction Machinery	All access machinery already on site. No additional movement on public roads								
Staff	Staff travel daily to site from camp within internal constructed roads. No additional travel on public roads								
Potable Water	Potable water taken to site from camp. No additional movement on public roads								
Non potable water	Water truck	Rigid	0/01/1900	0/01/1900	0	0.00	0.00	0.00	Mies - GPF_WAA_04
Fuel	Fuel truck	Rigid	0/01/1900	0/01/1900	0	0.00	0.00	0.00	Mies - GPF_WAA_04
	Fuel tanker	Road Train	0/01/1900	0/01/1900	0	0.00	0.00	0.00	Brisbane - Mies
Waste	Solid waste disposal	Articulated	0/01/1900	0/01/1900	0	0.00	0.00	0.00	Mies - GPF_WAA_04
	Liquid waste disposal	Articulated	0/01/1900	0/01/1900	0	0.00	0.00	0.00	Mies - GPF_WAA_04
Consumables	Nil consumables								
Other	Nil other								

WTF CONSTRUCTION Online 4	Description	Vehicle Type	Beginning Date	Ending Date	Duration (Days)	Total Loads	Average Trips per day	Delivery Frequency (1 truck every 10 days)	Route Description
Building - Materials	Construction materials Ex Gladstone	Road Train	0/01/1900	0/01/1900	0	0	0.00	0.00	Gladstone - GPF_WAA_04
	Construction materials Ex Brisbane	Road Train	0/01/1900	0/01/1900	0	0	0.00	0.00	Brisbane - GPF_WAA_04
	RO Units transport	Oversize	0/01/1900	0/01/1900	0	0	0.00	0.00	Brisbane - GPF_WAA_04
	Gravel truck	Road Train	0/01/1900	0/01/1900	0	0	0.00	0.00	Mies - GPF_WAA_04
Building - Construction Machinery	WTF construction machinery	Articulated	0/01/1900	0/01/1900	7	0	0.00	0.00	Brisbane - GPF_WAA_04
	Concrete truck	Rigid	0/01/1900	0/01/1900	0	0	0.00	0.00	Mies - GPF_WAA_04
Access to WTF/Camp	Gravel truck	Road Train	0/01/1900	0/01/1900	30	0	0.00	0.00	Mies - GPF_WAA_04
Access - Construction Machinery	All access machinery already on site. No additional movement on public roads								
Staff	Staff travel daily to site from camp within internal constructed roads. No additional travel on public roads								
Potable Water	Potable water taken to site from camp. No additional movement on public roads								
Non potable water	Water truck	Rigid	0/01/1900	0/01/1900	0	0.00	0.00	0.00	Mies - GPF_WAA_04
Fuel	Fuel truck	Rigid	0/01/1900	0/01/1900	0	0.00	0.00	0.00	Mies - GPF_WAA_04
	Fuel tanker	Road Train	0/01/1900	0/01/1900	0	0.00	0.00	0.00	Brisbane - Mies
Waste	Solid waste disposal	Articulated	0/01/1900	0/01/1900	0	0.00	0.00	0.00	Mies - GPF_WAA_04
	Liquid waste disposal	Articulated	0/01/1900	0/01/1900	0	0.00	0.00	0.00	Mies - GPF_WAA_04
Consumables	Nil consumables								
Other	Nil other								

WTF OPERATION	Description	Vehicle Type	Beginning Date	Ending Date	Duration (Days)	Total Loads	Average Trips per day	Delivery Frequency (1 truck every 10 days)	Route Description
Maintenance Vehicles	Maintenance trucks	Articulated	0/01/1900	18/12/1949	18250	0.00	0.00	0.00	Mies - GPF_WAA_04
Maintenance Equipment	Nil maintenance equipment								
Staff	3 WTF operation staff 20 ppl per bus 2 week shift 10 WTF operation staff 1 ppl per car 2 week shift	Rigid	0/01/1900	18/12/1949	18250	0.00	0.00	0.00	Miesair - GPF_WAA_04
		Light	0/01/1900	18/12/1949	18250	0.00	0.00	0.00	Miesair - GPF_WAA_04
Potable Water	Water truck	Rigid	0/01/1900	18/12/1949	18250	0.00	0.00	0.00	Mies - GPF_WAA_04
Non potable water	Non potable water to be available locally (drill water). No transport on public roads								
Fuel	Fuel truck	Rigid	0/01/1900	18/12/1949	18250	0.00	0.00	0.00	Mies - GPF_WAA_04
	Fuel tanker	Road Train	0/01/1900	18/12/1949	18250	0.00	0.00	0.00	Brisbane - Mies
Waste	Solid waste disposal	Articulated	0/01/1900	18/12/1949	18250	0.00	0.00	0.00	Mies - GPF_WAA_04
Consumables	Food truck	Rigid	0/01/1900	18/12/1949	18250	0	0.00	0.00	Mies - GPF_WAA_04
Other									

Traffic Summary - Major Items	Vehicle	Capacity	No. Loads	Quantity						GPF_WAA_04
	Fuel truck	15000	2222	33,324,191 L						
	Fuel tanker	34000	980	33,324,191 L						
	Concrete truck	7.4	1688	12,491 m3						
	Water truck	20000	27127	542,533,547 L						
	Food truck	5000	3625	16,126,626 kg						
	Gravel truck	40	3016	120,634 m3						
	Total movements all vehicles on public roads	78,334								
	Total trips all vehicles on public roads	156,668								
	Total Distance Travelled	44,722,071								
	Average L/km	0.745								
	Average Trip Distance	285.5								

WTF CONSTRUCTION Online 2	Description	Vehicle Type	Beginning Date	Ending Date	Duration (Days)	Total Loads	Average Trips per day	Delivery Frequency (1 truck every 10 days)	Route Description
Building - Materials	Construction materials Ex Gladstone	Road Train	0/01/1900	0/01/1900	0	0	0.00	0.00	Gladstone - GPF_ZIG_05
	Construction materials Ex Brisbane	Road Train	0/01/1900	0/01/1900	0	0	0.00	0.00	Brisbane - GPF_ZIG_05
	RO Units transport	Oversize	0/01/1900	0/01/1900	0	0	0.00	0.00	Brisbane - GPF_ZIG_05
	Gravel truck	Road Train	0/01/1900	0/01/1900	0	0	0.00	0.00	Miles - GPF_ZIG_05
Building - Construction Machinery	WTF construction machinery	Articulated	0/01/1900	0/01/1900	7	0	0.00	0.00	Brisbane - GPF_ZIG_05
	Concrete truck	Rigid	0/01/1900	0/01/1900	0	0	0.00	0.00	Miles - GPF_ZIG_05
Access to WTF/Camp	Gravel truck	Road Train	0/01/1900	0/01/1900	30	0	0.00	0.00	Miles - GPF_ZIG_05
Access - Construction Machinery	All access machinery already on site. No additional movement on public roads								
Staff	Staff travel daily to site from camp within internal constructed roads. No additional travel on public roads								
Potable Water	Potable water taken to site from camp. No additional movement on public roads								
Non potable water	Water truck	Rigid	0/01/1900	0/01/1900	0	0.00	0.00	0.00	Miles - GPF_ZIG_05
Fuel	Fuel truck	Rigid	0/01/1900	0/01/1900	0	0.00	0.00	0.00	Miles - GPF_ZIG_05
	Fuel tanker	Road Train	0/01/1900	0/01/1900	0	0.00	0.00	0.00	Brisbane - Miles
Waste	Solid waste disposal	Articulated	0/01/1900	0/01/1900	0	0.00	0.00	0.00	Miles - GPF_ZIG_05
	Liquid waste disposal	Articulated	0/01/1900	0/01/1900	0	0.00	0.00	0.00	Miles - GPF_ZIG_05
Consumables	Nil consumables								
Other	Nil other								

WTF CONSTRUCTION Online 2	Description	Vehicle Type	Beginning Date	Ending Date	Duration (Days)	Total Loads	Average Trips per day	Delivery Frequency (1 truck every 10 days)	Route Description
Building - Materials	Construction materials Ex Gladstone	Road Train	0/01/1900	0/01/1900	0	0	0.00	0.00	Gladstone - GPF_ZIG_05
	Construction materials Ex Brisbane	Road Train	0/01/1900	0/01/1900	0	0	0.00	0.00	Brisbane - GPF_ZIG_05
	RO Units transport	Oversize	0/01/1900	0/01/1900	0	0	0.00	0.00	Brisbane - GPF_ZIG_05
	Gravel truck	Road Train	0/01/1900	0/01/1900	0	0	0.00	0.00	Miles - GPF_ZIG_05
Building - Construction Machinery	WTF construction machinery	Articulated	0/01/1900	0/01/1900	7	0	0.00	0.00	Brisbane - GPF_ZIG_05
	Concrete truck	Rigid	0/01/1900	0/01/1900	0	0	0.00	0.00	Miles - GPF_ZIG_05
Access to WTF/Camp	Gravel truck	Road Train	0/01/1900	0/01/1900	30	0	0.00	0.00	Miles - GPF_ZIG_05
Access - Construction Machinery	All access machinery already on site. No additional movement on public roads								
Staff	Staff travel daily to site from camp within internal constructed roads. No additional travel on public roads								
Potable Water	Potable water taken to site from camp. No additional movement on public roads								
Non potable water	Water truck	Rigid	0/01/1900	0/01/1900	0	0.00	0.00	0.00	Miles - GPF_ZIG_05
Fuel	Fuel truck	Rigid	0/01/1900	0/01/1900	0	0.00	0.00	0.00	Miles - GPF_ZIG_05
	Fuel tanker	Road Train	0/01/1900	0/01/1900	0	0.00	0.00	0.00	Brisbane - Miles
Waste	Solid waste disposal	Articulated	0/01/1900	0/01/1900	0	0.00	0.00	0.00	Miles - GPF_ZIG_05
	Liquid waste disposal	Articulated	0/01/1900	0/01/1900	0	0.00	0.00	0.00	Miles - GPF_ZIG_05
Consumables	Nil consumables								
Other	Nil other								

WTF CONSTRUCTION Online 4	Description	Vehicle Type	Beginning Date	Ending Date	Duration (Days)	Total Loads	Average Trips per day	Delivery Frequency (1 truck every 10 days)	Route Description
Building - Materials	Construction materials Ex Gladstone	Road Train	0/01/1900	0/01/1900	0	0	0.00	0.00	Gladstone - GPF_ZIG_05
	Construction materials Ex Brisbane	Road Train	0/01/1900	0/01/1900	0	0	0.00	0.00	Brisbane - GPF_ZIG_05
	RO Units transport	Oversize	0/01/1900	0/01/1900	0	0	0.00	0.00	Brisbane - GPF_ZIG_05
	Gravel truck	Road Train	0/01/1900	0/01/1900	0	0	0.00	0.00	Miles - GPF_ZIG_05
Building - Construction Machinery	WTF construction machinery	Articulated	0/01/1900	0/01/1900	7	0	0.00	0.00	Brisbane - GPF_ZIG_05
	Concrete truck	Rigid	0/01/1900	0/01/1900	0	0	0.00	0.00	Miles - GPF_ZIG_05
Access to WTF/Camp	Gravel truck	Road Train	0/01/1900	0/01/1900	30	0	0.00	0.00	Miles - GPF_ZIG_05
Access - Construction Machinery	All access machinery already on site. No additional movement on public roads								
Staff	Staff travel daily to site from camp within internal constructed roads. No additional travel on public roads								
Potable Water	Potable water taken to site from camp. No additional movement on public roads								
Non potable water	Water truck	Rigid	0/01/1900	0/01/1900	0	0.00	0.00	0.00	Miles - GPF_ZIG_05
Fuel	Fuel truck	Rigid	0/01/1900	0/01/1900	0	0.00	0.00	0.00	Miles - GPF_ZIG_05
	Fuel tanker	Road Train	0/01/1900	0/01/1900	0	0.00	0.00	0.00	Brisbane - Miles
Waste	Solid waste disposal	Articulated	0/01/1900	0/01/1900	0	0.00	0.00	0.00	Miles - GPF_ZIG_05
	Liquid waste disposal	Articulated	0/01/1900	0/01/1900	0	0.00	0.00	0.00	Miles - GPF_ZIG_05
Consumables	Nil consumables								
Other	Nil other								

WTF OPERATION	Description	Vehicle Type	Beginning Date	Ending Date	Duration (Days)	Total Loads	Average Trips per day	Delivery Frequency (1 truck every 10 days)	Route Description
Maintenance Vehicles	Maintenance trucks	Articulated	0/01/1900	18/12/1949	18250	0.00	0.00	0.00	Miles - GPF_ZIG_05
Maintenance Equipment	Nil maintenance equipment								
Staff	3 WTF operation staff 20 ppl per bus 2 week shift 10 WTF operation staff 1 ppl per car 2 week shift	Rigid	0/01/1900	18/12/1949	18250	0.00	0.00	0.00	Milesair - GPF_ZIG_05
		Light	0/01/1900	18/12/1949	18250	0.00	0.00	0.00	Milesair - GPF_ZIG_05
Potable Water	Water truck	Rigid	0/01/1900	18/12/1949	18250	0.00	0.00	0.00	Miles - GPF_ZIG_05
Non potable water	Non potable water to be available locally (drill water). No transport on public roads								
Fuel	Fuel truck	Rigid	0/01/1900	18/12/1949	18250	0.00	0.00	0.00	Miles - GPF_ZIG_05
	Fuel tanker	Road Train	0/01/1900	18/12/1949	18250	0.00	0.00	0.00	Brisbane - Miles
Waste	Solid waste disposal	Articulated	0/01/1900	18/12/1949	18250	0.00	0.00	0.00	Miles - GPF_ZIG_05
Consumables	Food truck	Rigid	0/01/1900	18/12/1949	18250	0	0.00	0.00	Miles - GPF_ZIG_05
Other									

Traffic Summary - Major Items	Vehicle	Capacity	No. Loads	Quantity						GPF_ZIG_05
	Fuel truck	15000	1925	28,871,350 L						
	Fuel tanker	34000	849	28,871,350 L						
	Concrete truck	7.4	1531	11,330 m3						
	Water truck	20000	28798	535,967,547 L						
	Food truck	5000	3165	15,927,265 kg						
	Gravel truck	40	3103	124,133 m3						
	Total movements all vehicles on public roads	75,821								
	Total trips all vehicles on public roads	151,643								
	Total Distance Travelled	48,439,517	UKT							
	Average L/km	0.596	km							
	Average Trip Distance	319.4								

Well Construction	Description	Vehicle Type	Beginning Date	Ending Date	Duration (Days)	Total Required per well	Average Trips per day per well		Route Description
Building - Materials	Construction materials Ex Gladstone	Articulated Road Train	1/01/2017	31/12/2035	365.25	2.00	0.01		Gladstone - GPF_ZIG_06
	Construction materials Ex Brisbane		1/01/2017	31/12/2035	365.25	4.00	0.02		Brisbane - GPF_ZIG_06
	Gravel truck		1/01/2017	31/12/2035	365.25	0.42	0.00		Brisbane - GPF_ZIG_06
Pad - Materials	Concrete truck	Road Train	1/01/2017	31/12/2035	365.25	3.04	0.02		Miles - GPF_ZIG_06
Building - Construction Machinery	Drill/workover rigs - Travel to site	Articulated	1/01/2017	31/12/2035	365.25	2	0.01		Brisbane - GPF_ZIG_06
Staff	Staff travel daily to site from camp within internal constructed roads. No additional travel on public roads								
Potable Water	Potable water taken to site from camp. No additional movement on public roads								
Non-potable water and waste water	Non potable water sourced from drill well. No additional movement on public roads								
Fuel	Fuel truck	Rigid Road Train	1/01/2017	31/12/2035	365.25	2.80	0.02		Miles - GPF_ZIG_06
	Fuel tanker		1/01/2017	31/12/2035	365.25	1.24	0.01		Brisbane - Miles
Waste	Solid waste disposal	Articulated	1/01/2017	31/12/2035	365.25	1.00	0.01		Miles - GPF_ZIG_06
Consumables	Nil consumables								
Other	Nil other								

Well Operation	Description	Vehicle Type	Beginning Date	Ending Date	Duration (Days)	Total Loads	Average Trips per day		Route Description
Maintenance Vehicles	Maintenance truck	Articulated	1/01/2017	20/12/2066	365.25	12.00	0.07		Miles - GPF_ZIG_06
Maintenance Equipment	Nil maintenance equipment								

Component

HP Network

ID	GPF_ZIG_06	1/06/2016	(Same timing as GPF)
Begin HP Network Construction		26/07/2016	
End HP Network Construction		22.05	km
Length of HP Pipe		0.4	km/day
Construction Rate		55.1	days
Construction Time			
Truck capacity		162	m/truck
Staff		80	people

CAMP	Description	Vehicle Type	Beginning Date	Ending Date	Duration (Days)	Total Loads	Average Trips per day	Delivery Frequency (1 truck every 10 days)	Route Description
Building - Materials	80 mobile homes - arrive	Articulated	4/05/2016	1/06/2016	28	80	5.71	0.35	Brisbane - GPF_ZIG_06
	80 mobile homes - depart	Articulated	26/07/2016	23/08/2016	28	80	5.71	0.35	Miles - GPF_ZIG_06
	General materials	Articulated	4/05/2016	1/06/2016	28	2.67	0.19	10.50	Brisbane - GPF_ZIG_06
Building - Construction Machinery	Concrete truck	Rigid	4/05/2016	1/06/2016	28	27	1.93	1.04	Miles - GPF_ZIG_06
Staff	80 HP Network Staff	Rigid	4/05/2016	26/07/2016	55.114575	9.06	0.33	6.08	Milesair - GPF_ZIG_06
	20 ppl per bus		4/05/2016	26/07/2016	55.114575	60.40	2.19	0.91	Milesair - GPF_ZIG_06
	4 week shift continuous	Light	1/06/2016	26/07/2016	55.114575	60.40	2.19	0.91	Milesair - GPF_ZIG_06
	20 ppl per bus	Rigid	4/05/2016	1/06/2016	28	4.00	0.29	7.00	Milesair - GPF_ZIG_06
	4 week shift continuous	Light	4/05/2016	1/06/2016	28	20.00	1.43	1.40	Milesair - GPF_ZIG_06
Potable Water	Water truck	Rigid	4/05/2016	1/06/2016	28	14.00	1.00	2.00	Miles - GPF_ZIG_06
Construction	Water truck	Rigid	1/06/2016	26/07/2016	55.11	22.05	0.80	2.50	Miles - GPF_ZIG_06
Operation	Water truck	Rigid	1/06/2016	26/07/2016	55.11	22.05	0.80	2.50	Miles - GPF_ZIG_06
Consumables	Food truck	Rigid	4/05/2016	1/06/2016	28	0.84	0.06	33.33	Brisbane - GPF_ZIG_06
	Food truck	Rigid	1/06/2016	26/07/2016	55.11	2.65	0.10	20.83	Gladstone - GPF_ZIG_06
Camp Construction	Food truck	Rigid	1/06/2016	26/07/2016	55.11	2.65	0.10	20.83	Brisbane - GPF_ZIG_06
Camp Operation	Food truck	Rigid	1/06/2016	26/07/2016	55.11	2.65	0.10	20.83	Gladstone - GPF_ZIG_06
Other	Nil other								

HP Network Construction	Description	Vehicle Type	Beginning Date	Ending Date	Duration (Days)	Total Loads	Average Trips per day per site		Route Description
Building - Materials	HP Pipe delivery	Articulated	2/05/2016	26/06/2016	55.114575	54.43	1.96	1.01	Gladstone - GPF_ZIG_06
	HP Pipe delivery	Articulated	2/05/2016	26/06/2016	55.114575	81.65	2.96	0.68	Brisbane - GPF_ZIG_06
	Fittings and miscellaneous	Articulated	1/06/2016	26/07/2016	55.114575	44.09	1.60	1.25	Gladstone - GPF_ZIG_06
Building - Construction Machinery	Construction machinery - Travel to site	Articulated	1/06/2016	26/07/2016	55.114575	20	0.73	2.76	Brisbane - GPF_ZIG_06
Staff	Staff travel daily to site from camp within internal constructed roads. No additional travel on public roads								
Potable Water	Potable water taken to site from camp. No additional movement on public roads								
Non-potable water and waste water	Non potable water sourced from drill well. No additional movement on public roads								
Fuel	Fuel truck	Rigid Road Train	1/06/2016	26/07/2016	55.114575	16.37	0.67	6.80	Miles - GPF_ZIG_06
	Fuel tanker		1/06/2016	26/07/2016	55.114575	8.11	0.29		Brisbane - Miles
Waste	Solid waste disposal	Articulated	1/06/2016	26/07/2016	55.114575	7.87	0.29		Miles - GPF_ZIG_06
Consumables	Nil consumables								
Other	Nil other								

Component

Gas and Water Gathering

ID	GPF_ZIG_06	1/01/2017	(Same timing as drilling)
Begin gathering construction		31/12/2035	(Same timing as drilling)
End gathering construction			
Staff		120	people

CAMP	Description	Vehicle Type	Beginning Date	Ending Date	Duration (Days)	Total Loads	Average Trips per day	Delivery Frequency (1 truck every 10 days)	Route Description
Building - Materials	120 mobile homes - arrive	Articulated	4/12/2016	1/01/2017	28	120	8.57	0.29	Brisbane - GPF_ZIG_06
	120 mobile homes - depart	Articulated	31/12/2035	29/01/2036	28	120	8.57	0.29	Miles - GPF_ZIG_06
	General materials	Articulated	4/12/2016	1/01/2017	28	4.00	0.29	7.00	Brisbane - GPF_ZIG_06
Building - Construction Machinery	Concrete truck	Rigid	4/12/2016	1/01/2017	28	41	2.90	0.69	Miles - GPF_ZIG_06
Staff	100 Gathering Staff	Rigid	1/01/2017	31/12/2035	6938	1900.82	0.55	3.85	Milesair - GPF_ZIG_06
	20 ppl per bus		1/01/2017	31/12/2035	6938	7603.29	2.19	0.91	Milesair - GPF_ZIG_06
	4 week shift continuous	Light	1/01/2017	31/12/2035	6938	7603.29	2.19	0.91	Milesair - GPF_ZIG_06
	20 HP Gathering Staff	Rigid	4/12/2016	1/01/2017	28	4.00	0.29	7.00	Milesair - GPF_ZIG_06
	4 week shift continuous	Light	4/12/2016	1/01/2017	28	20.00	1.43	1.40	Milesair - GPF_ZIG_06
Potable Water	Water truck	Rigid	4/12/2016	1/01/2017	28	14.00	1.00	2.00	Miles - GPF_ZIG_06
Construction	Water truck	Rigid	1/01/2017	31/12/2035	6938.00	4162.80	1.20	1.67	Miles - GPF_ZIG_06
Operation	Water truck	Rigid	1/01/2017	31/12/2035	6938.00	4162.80	1.20	1.67	Miles - GPF_ZIG_06
Consumables	Food truck	Rigid	4/12/2016	1/01/2017	28	1.68	0.12	16.67	Brisbane - GPF_ZIG_06
	Food truck	Rigid	1/01/2017	31/12/2035	6938.00	499.54	0.14	13.89	Brisbane - GPF_ZIG_06
Camp Construction	Food truck	Rigid	1/01/2017	31/12/2035	6938.00	499.54	0.14	13.89	Gladstone - GPF_ZIG_06
Camp Operation	Food truck	Rigid	1/01/2017	31/12/2035	6938.00	499.54	0.14	13.89	Gladstone - GPF_ZIG_06
Other	Nil other								

Gathering Construction	Description	Vehicle Type	Beginning Date	Ending Date	Duration (Days)	Total Loads Required per well network	Average Trips per day per well network		Route Description
Building - Materials	Pipe Materials	Articulated	1/01/2017	31/12/2035	365	1.13	0.01		Yarraville - GPF_ZIG_06
	Pipe Materials	Articulated	1/01/2017	31/12/2035	365	1.13	0.01		Brisbane - GPF_ZIG_06
Building - Construction Machinery	Equipment Travel	Articulated	25/12/2016	1/01/2017	7	20	5.71		Brisbane - GPF_ZIG_06
Staff	Staff travel daily to site from camp within internal constructed roads. No additional travel on public roads								
Potable Water	Potable water taken to site from camp. No additional movement on public roads								
Non-potable water and waste water	Non potable water sourced from drill well. No additional movement on public roads								
Fuel	Fuel truck	Rigid Road Train	1/01/2017	31/12/2035	365	2.80	0.02		Miles - GPF_ZIG_06
	Fuel tanker		1/01/2017	31/12/2035	365	1.24	0.01		Brisbane - Miles
Waste	Solid waste removal	Articulated	1/01/2017	31/12/2035	365	1.00	0.01		Miles - GPF_ZIG_06
Consumables	Nil consumables								
Other	Nil other								

Component

Water Treatment Facilities

GPF ID	GPF_ZIG_06	
WTF ID	Nil	
Online 1 - Begin Construction		0/01/1900
Online 1 - Completion Date		0/01/1900
Online 1 - Capacity		0
Online 1 - Staff		0
Online 1 - Build Time		0
Online 2 - Begin Construction		0/01/1900
Online 2 - Completion Date		0/01/1900

WTF CONSTRUCTION Online 2	Description	Vehicle Type	Beginning Date	Ending Date	Duration (Days)	Total Loads	Average Trips per day	Delivery Frequency (1 truck every 10 days)	Route Description
Building - Materials	Construction materials Ex Gladstone	Road Train	0/01/1900	0/01/1900	0	0	0.00	0.00	Gladstone - GPF_ZIG_06
	Construction materials Ex Brisbane	Road Train	0/01/1900	0/01/1900	0	0	0.00	0.00	Brisbane - GPF_ZIG_06
	RO Units transport	Oversize	0/01/1900	0/01/1900	0	0	0.00	0.00	Brisbane - GPF_ZIG_06
	Gravel truck	Road Train	0/01/1900	0/01/1900	0	0	0.00	0.00	Miles - GPF_ZIG_06
Building - Construction Machinery	WTF construction machinery	Articulated	0/01/1900	0/01/1900	7	0	0.00	0.00	Brisbane - GPF_ZIG_06
	Concrete truck	Rigid	0/01/1900	0/01/1900	0	0	0.00	0.00	Miles - GPF_ZIG_06
Access to WTF/Camp	Gravel truck	Road Train	0/01/1900	0/01/1900	30	0	0.00	0.00	Miles - GPF_ZIG_06
Access - Construction Machinery	All access machinery already on site. No additional movement on public roads								
Staff	Staff travel daily to site from camp within internal constructed roads. No additional travel on public roads								
Potable Water	Potable water taken to site from camp. No additional movement on public roads								
Non potable water	Water truck	Rigid	0/01/1900	0/01/1900	0	0.00	0.00	0.00	Miles - GPF_ZIG_06
Fuel	Fuel truck	Rigid	0/01/1900	0/01/1900	0	0.00	0.00	0.00	Miles - GPF_ZIG_06
	Fuel tanker	Road Train	0/01/1900	0/01/1900	0	0.00	0.00	0.00	Brisbane - Miles
Waste	Solid waste disposal	Articulated	0/01/1900	0/01/1900	0	0.00	0.00	0.00	Miles - GPF_ZIG_06
	Liquid waste disposal	Articulated	0/01/1900	0/01/1900	0	0.00	0.00	0.00	Miles - GPF_ZIG_06
Consumables	Nil consumables								
Other	Nil other								

WTF CONSTRUCTION Online 3	Description	Vehicle Type	Beginning Date	Ending Date	Duration (Days)	Total Loads	Average Trips per day	Delivery Frequency (1 truck every 10 days)	Route Description
Building - Materials	Construction materials Ex Gladstone	Road Train	0/01/1900	0/01/1900	0	0	0.00	0.00	Gladstone - GPF_ZIG_06
	Construction materials Ex Brisbane	Road Train	0/01/1900	0/01/1900	0	0	0.00	0.00	Brisbane - GPF_ZIG_06
	RO Units transport	Oversize	0/01/1900	0/01/1900	0	0	0.00	0.00	Brisbane - GPF_ZIG_06
	Gravel truck	Road Train	0/01/1900	0/01/1900	0	0	0.00	0.00	Miles - GPF_ZIG_06
Building - Construction Machinery	WTF construction machinery	Articulated	0/01/1900	0/01/1900	7	0	0.00	0.00	Brisbane - GPF_ZIG_06
	Concrete truck	Rigid	0/01/1900	0/01/1900	0	0	0.00	0.00	Miles - GPF_ZIG_06
Access to WTF/Camp	Gravel truck	Road Train	0/01/1900	0/01/1900	30	0	0.00	0.00	Miles - GPF_ZIG_06
Access - Construction Machinery	All access machinery already on site. No additional movement on public roads								
Staff	Staff travel daily to site from camp within internal constructed roads. No additional travel on public roads								
Potable Water	Potable water taken to site from camp. No additional movement on public roads								
Non potable water	Water truck	Rigid	0/01/1900	0/01/1900	0	0.00	0.00	0.00	Miles - GPF_ZIG_06
Fuel	Fuel truck	Rigid	0/01/1900	0/01/1900	0	0.00	0.00	0.00	Miles - GPF_ZIG_06
	Fuel tanker	Road Train	0/01/1900	0/01/1900	0	0.00	0.00	0.00	Brisbane - Miles
Waste	Solid waste disposal	Articulated	0/01/1900	0/01/1900	0	0.00	0.00	0.00	Miles - GPF_ZIG_06
	Liquid waste disposal	Articulated	0/01/1900	0/01/1900	0	0.00	0.00	0.00	Miles - GPF_ZIG_06
Consumables	Nil consumables								
Other	Nil other								

WTF CONSTRUCTION Online 4	Description	Vehicle Type	Beginning Date	Ending Date	Duration (Days)	Total Loads	Average Trips per day	Delivery Frequency (1 truck every 10 days)	Route Description
Building - Materials	Construction materials Ex Gladstone	Road Train	0/01/1900	0/01/1900	0	0	0.00	0.00	Gladstone - GPF_ZIG_06
	Construction materials Ex Brisbane	Road Train	0/01/1900	0/01/1900	0	0	0.00	0.00	Brisbane - GPF_ZIG_06
	RO Units transport	Oversize	0/01/1900	0/01/1900	0	0	0.00	0.00	Brisbane - GPF_ZIG_06
	Gravel truck	Road Train	0/01/1900	0/01/1900	0	0	0.00	0.00	Miles - GPF_ZIG_06
Building - Construction Machinery	WTF construction machinery	Articulated	0/01/1900	0/01/1900	7	0	0.00	0.00	Brisbane - GPF_ZIG_06
	Concrete truck	Rigid	0/01/1900	0/01/1900	0	0	0.00	0.00	Miles - GPF_ZIG_06
Access to WTF/Camp	Gravel truck	Road Train	0/01/1900	0/01/1900	30	0	0.00	0.00	Miles - GPF_ZIG_06
Access - Construction Machinery	All access machinery already on site. No additional movement on public roads								
Staff	Staff travel daily to site from camp within internal constructed roads. No additional travel on public roads								
Potable Water	Potable water taken to site from camp. No additional movement on public roads								
Non potable water	Water truck	Rigid	0/01/1900	0/01/1900	0	0.00	0.00	0.00	Miles - GPF_ZIG_06
Fuel	Fuel truck	Rigid	0/01/1900	0/01/1900	0	0.00	0.00	0.00	Miles - GPF_ZIG_06
	Fuel tanker	Road Train	0/01/1900	0/01/1900	0	0.00	0.00	0.00	Brisbane - Miles
Waste	Solid waste disposal	Articulated	0/01/1900	0/01/1900	0	0.00	0.00	0.00	Miles - GPF_ZIG_06
	Liquid waste disposal	Articulated	0/01/1900	0/01/1900	0	0.00	0.00	0.00	Miles - GPF_ZIG_06
Consumables	Nil consumables								
Other	Nil other								

WTF OPERATION	Description	Vehicle Type	Beginning Date	Ending Date	Duration (Days)	Total Loads	Average Trips per day	Delivery Frequency (1 truck every 10 days)	Route Description
Maintenance Vehicles	Maintenance trucks	Articulated	0/01/1900	18/12/1949	18250	0.00	0.00	0.00	Miles - GPF_ZIG_06
Maintenance Equipment	Nil maintenance equipment								
Staff	3 WTF operation staff 20 ppl per bus 2 week shift 10 WTF operation staff 1 ppl per car 2 week shift	Rigid	0/01/1900	18/12/1949	18250	0.00	0.00	0.00	Milesair - GPF_ZIG_06
		Light	0/01/1900	18/12/1949	18250	0.00	0.00	0.00	Milesair - GPF_ZIG_06
Potable Water	Water truck	Rigid	0/01/1900	18/12/1949	18250	0.00	0.00	0.00	Miles - GPF_ZIG_06
Non potable water	Non potable water to be available locally (drill water). No transport on public roads								
Fuel	Fuel truck	Rigid	0/01/1900	18/12/1949	18250	0.00	0.00	0.00	Miles - GPF_ZIG_06
	Fuel tanker	Road Train	0/01/1900	18/12/1949	18250	0.00	0.00	0.00	Brisbane - Miles
Waste	Solid waste disposal	Articulated	0/01/1900	18/12/1949	18250	0.00	0.00	0.00	Miles - GPF_ZIG_06
Consumables	Food truck	Rigid	0/01/1900	18/12/1949	18250	0	0.00	0.00	Miles - GPF_ZIG_06
Other									

Traffic Summary - Major Items										GPF_ZIG_06
Vehicle	Capacity	No. Loads	Quantity							
Fuel truck	15000	2957	44,350,277 L							
Fuel tanker	34000	1304	44,350,277 L							
Concrete truck	7.4	2070	15,320 m3							
Water truck	20000	28405	568,093,547 L							
Food truck	5000	3078	16,891,438 kg							
Gravel truck	40	2862	118,484 m3							
Total movements all vehicles on public roads	86,677									
Total trips all vehicles on public roads	173,355									
Total Distance Travelled	55,117,736									
Average L/km	0.805									
Average Trip Distance	317.9									

Component

Main Pipeline

ID	Camp1
----	-------

Camp Build Time (days)	14
Date camp start of construction	25/03/2012
Camp Commissioning Date	8/04/2012
Date camp start of de-commission	23/06/2012
Camp Completion date	7/07/2012

Construction staff
Operating Staff

CAMP	Description	Vehicle Type	Beginning Date	Ending Date	Duration (Days)	Total Loads	Average Trips per day	Delivery Frequency (1 truck every xx days)	Route Description
Camp Setup	Mobile homes travel to site Construction materials Construction materials Construction Equipment Vehicles Construction Staff rotation shift (fortnight change bus) Construction Staff rotation shift (fortnight change light) Concrete truck Solid Waste truck per week during construction Liquid waste truck per week during all construction Water Truck Food Truck Fuel Truck	Articulated	25/03/2012	8/04/2012	14.00	38	5.36	0.37	Gladstone - Camp 1
		Articulated	25/03/2012	8/04/2012	14.00	72	10.29	0.19	Gladstone - Camp 1
		Articulated	25/03/2012	8/04/2012	14.00	108	15.43	0.13	Gladstone - Camp 1
		Articulated	25/03/2012	1/04/2012	7.00	36	10.29	0.19	Gladstone - Camp 1
		Rigid	25/03/2012	8/04/2012	14.00	4.00	0.57	3.50	Gladstoneair - Camp1
		Light	25/03/2012	8/04/2012	14.00	20.00	2.86	0.70	Gladstoneair - Camp1
		Rigid	25/03/2012	8/04/2012	14.00	2.03	0.29	6.91	Gladstoneair - Camp1
		Articulated	25/03/2012	8/04/2012	14.00	2.00	0.29	7.00	Gladstone - Camp 1
		Articulated	25/03/2012	8/04/2012	14.00	2.00	0.29	7.00	Gladstone - Camp 1
		Rigid	25/03/2012	8/04/2012	14.00	14.00	2.00	1.00	Gladstone - Camp 1
		Rigid	25/03/2012	8/04/2012	14.00	1.50	0.21	9.33	Gladstone - Camp 1
		Rigid	25/03/2012	8/04/2012	14.00	1.68	0.24	8.33	Gladstone - Camp 1
		Rigid	25/03/2012	8/04/2012	14.00	11.20	1.60	1.25	Gladstone - Camp 1
		Rigid	25/03/2012	8/04/2012	14.00	30.45	0.79	2.52	Gladstoneair - Camp1
Camp Operation	Operation Staff (28d rotation bus) Water Truck Water Truck Water Truck Food Truck Fuel Truck Solid Waste truck per week during construction Liquid waste truck per week during all construction	Light	8/04/2012	23/06/2012	76.68	67.66	1.76	1.13	Gladstoneair - Camp1
		Rigid	8/04/2012	23/06/2012	76.68	115.02	3.00	0.67	Gladstone - Camp 1
		Rigid	8/04/2012	23/06/2012	76.68	8.22	0.21	9.33	Gladstone - Camp 1
		Rigid	8/04/2012	23/06/2012	76.68	13.80	0.36	5.56	Gladstone - Camp 1
		Rigid	8/04/2012	23/06/2012	76.68	61.35	1.60	1.25	Gladstone - Camp 1
		Articulated	8/04/2012	23/06/2012	76.68	10.95	0.29	7.00	Gladstone - Camp 1
		Articulated	8/04/2012	23/06/2012	76.68	10.95	0.29	7.00	Gladstone - Camp 1
Camp Disassemble	Mobile homes travel to next camp Construction Staff rotation shift (fortnight change bus) Construction Staff rotation shift (fortnight change light)	Articulated	23/06/2012	7/07/2012	14.00	37.50	5.36	0.37	Camp1 - Camp3
		Rigid	23/06/2012	7/07/2012	14.00	4.00	0.57	3.50	Gladstoneair - Camp1
		Light	23/06/2012	7/07/2012	14.00	20.00	2.86	0.70	Gladstoneair - Camp1

Component

Main Pipeline

ID	Camp2
----	-------

Camp Build Time (days)	14
Date camp start of construction	9/06/2012
Camp Commissioning Date	23/06/2012
Date camp start of de-commission	18/09/2012
Camp Completion date	2/10/2012

Construction staff
Operating Staff

CAMP	Description	Vehicle Type	Beginning Date	Ending Date	Duration (Days)	Total Loads	Average Trips per day	Delivery Frequency (1 truck every xx days)	Route Description
Camp Setup	Mobile homes travel to site Construction materials Construction materials Construction Equipment Vehicles Construction Staff rotation shift (fortnight change bus) Construction Staff rotation shift (fortnight change light) Concrete truck Solid Waste truck per week during construction Liquid waste truck per week during all construction Water Truck Food Truck Fuel Truck	Articulated	9/06/2012	23/06/2012	14.00	150	21.43	0.09	Gladstone - Camp2
		Articulated	9/06/2012	23/06/2012	14.00	72	10.29	0.19	Gladstone - Camp2
		Articulated	9/06/2012	23/06/2012	14.00	108	15.43	0.13	Gladstone - Camp2
		Articulated	9/06/2012	16/06/2012	7.00	36	10.29	0.19	Gladstone - Camp2
		Rigid	9/06/2012	23/06/2012	14.00	400	0.57	3.50	Bloelair - Camp2
		Light	9/06/2012	23/06/2012	14.00	20.00	2.86	0.70	Bloelair - Camp2
		Rigid	9/06/2012	23/06/2012	14.00	8.11	1.16	1.73	Gladstone - Camp2
		Articulated	9/06/2012	23/06/2012	14.00	2.00	0.29	7.00	Gladstone - Camp2
		Articulated	9/06/2012	23/06/2012	14.00	2.00	0.29	7.00	Gladstone - Camp2
		Rigid	9/06/2012	23/06/2012	14.00	14.00	2.00	1.00	Gladstone - Camp2
		Rigid	9/06/2012	23/06/2012	14.00	1.50	0.21	9.33	Gladstone - Camp2
		Rigid	9/06/2012	23/06/2012	14.00	1.68	0.24	8.33	Gladstone - Camp2
		Rigid	9/06/2012	23/06/2012	14.00	11.20	1.60	1.25	Gladstone - Camp2
		Rigid	23/06/2012	18/09/2012	86.96	138.12	3.18	0.63	Bloelair - Camp2
Camp Operation	Operation Staff (28d rotation bus) Water Truck Water Truck Water Truck Food Truck Fuel Truck Solid Waste truck per week during construction Liquid waste truck per week during all construction	Light	23/06/2012	18/09/2012	86.96	306.92	7.06	0.28	Gladstone - Camp2
		Rigid	23/06/2012	18/09/2012	86.96	521.77	12.00	0.17	Gladstone - Camp2
		Rigid	23/06/2012	18/09/2012	86.96	9.32	0.21	9.33	Gladstone - Camp2
		Rigid	23/06/2012	18/09/2012	86.96	62.61	1.44	1.39	Gladstone - Camp2
		Rigid	23/06/2012	18/09/2012	86.96	69.57	1.60	1.25	Gladstone - Camp2
		Articulated	23/06/2012	18/09/2012	86.96	12.42	0.29	7.00	Gladstone - Camp2
		Articulated	23/06/2012	18/09/2012	86.96	12.42	0.29	7.00	Gladstone - Camp2
Camp Disassemble	Mobile homes travel to next camp Construction Staff rotation shift (fortnight change bus) Construction Staff rotation shift (fortnight change light)	Articulated	18/09/2012	2/10/2012	14.00	150.00	21.43	0.09	Camp2 - Camp4
		Rigid	18/09/2012	2/10/2012	14.00	4.00	0.57	3.50	Bloelair - Camp2
		Light	18/09/2012	2/10/2012	14.00	20.00	2.86	0.70	Bloelair - Camp2

Component

Main Pipeline

ID	Camp3
----	-------

Camp Build Time (days)	14
Date camp start of construction	4/09/2012
Camp Commissioning Date	18/09/2012
Date camp start of de-commission	24/11/2012
Camp Completion date	8/12/2012

Construction staff
Operating Staff

100
600

CAMP	Description	Vehicle Type	Beginning Date	Ending Date	Duration (Days)	Total Loads	Average Trips per day	Delivery Frequency (1 truck every x days)	Route Description
Camp Setup	Mobile homes travel to site Construction materials Construction materials Construction Equipment Vehicles Construction Staff rotation shift (fortnight change bus) Construction Staff rotation shift (fortnight change light) Concrete truck Solid Waste truck per week during construction Liquid waste truck per week during all construction Water Truck Water Truck Food Truck Fuel Truck	Articulated	4/09/2012	18/09/2012	14.00	150	21.43	0.09	Gladstone - Camp3
		Articulated	4/09/2012	18/09/2012	14.00	72	10.29	0.19	Gladstone - Camp3
		Articulated	4/09/2012	18/09/2012	14.00	108	15.43	0.13	Gladstone - Camp3
		Articulated	4/09/2012	11/09/2012	7.00	36	10.29	0.19	Gladstone - Camp3
		Rigid	4/09/2012	18/09/2012	14.00	4.00	0.57	3.50	Bloelair - Camp3
		Light	4/09/2012	18/09/2012	14.00	20.00	2.86	0.70	Bloelair - Camp3
		Rigid	4/09/2012	18/09/2012	14.00	8.11	1.16	1.73	Gladstone - Camp3
		Articulated	4/09/2012	18/09/2012	14.00	2.00	0.29	7.00	Gladstone - Camp3
		Articulated	4/09/2012	18/09/2012	14.00	2.00	0.29	7.00	Gladstone - Camp3
		Rigid	4/09/2012	18/09/2012	14.00	14.00	2.00	1.00	Gladstone - Camp3
		Rigid	4/09/2012	18/09/2012	14.00	1.50	0.21	9.33	Gladstone - Camp3
		Rigid	4/09/2012	18/09/2012	14.00	1.68	0.24	8.33	Gladstone - Camp3
		Rigid	4/09/2012	18/09/2012	14.00	11.20	1.60	1.25	Gladstone - Camp3
		Rigid	18/09/2012	24/11/2012	66.53	105.66	3.18	0.63	Bloelair - Camp3
Camp Operation	Operation Staff (28d rotation bus) Water Truck Water Truck Water Truck Food Truck Fuel Truck Solid Waste truck per week during construction Liquid waste truck per week during all construction	Light	18/09/2012	24/11/2012	66.53	234.81	7.06	0.28	Bloelair - Camp3
		Rigid	18/09/2012	24/11/2012	66.53	399.17	12.00	0.17	Gladstone - Camp3
		Rigid	18/09/2012	24/11/2012	66.53	7.13	0.21	9.33	Gladstone - Camp3
		Rigid	18/09/2012	24/11/2012	66.53	47.90	1.44	1.39	Gladstone - Camp3
		Rigid	18/09/2012	24/11/2012	66.53	53.22	1.60	1.25	Gladstone - Camp3
		Articulated	18/09/2012	24/11/2012	66.53	9.50	0.29	7.00	Gladstone - Camp3
		Articulated	18/09/2012	24/11/2012	66.53	9.50	0.29	7.00	Gladstone - Camp3
Camp Disassemble	Mobile homes travel to next camp Construction Staff rotation shift (fortnight change bus) Construction Staff rotation shift (fortnight change light)	Articulated	24/11/2012	8/12/2012	14.00	150.00	21.43	0.09	Camp3 - Camp5
		Rigid	24/11/2012	8/12/2012	14.00	4.00	0.57	3.50	Bloelair - Camp3
		Light	24/11/2012	8/12/2012	14.00	20.00	2.86	0.70	Bloelair - Camp3

Component

Main Pipeline

ID	Camp4
----	-------

Camp Build Time (days)	14
Date camp start of construction	10/11/2012
Camp Commissioning Date	24/11/2012
Date camp start of de-commission	12/02/2013
Camp Completion date	26/02/2013

Construction staff
Operating Staff

CAMP	Description	Vehicle Type	Beginning Date	Ending Date	Duration (Days)	Total Loads	Average Trips per day	Delivery Frequency (1 truck every x days)	Route Description
Camp Setup	Mobile homes travel to site Construction materials Construction materials Construction Equipment Vehicles Construction Staff rotation shift (fortnight change bus) Construction Staff rotation shift (fortnight change light) Concrete truck Solid Waste truck per week during construction Liquid waste truck per week during all construction Water Truck Food Truck Fuel Truck	Articulated	10/11/2012	24/11/2012	14.00	150	21.43	0.09	Brisbane - Camp4
		Articulated	10/11/2012	24/11/2012	14.00	72	10.29	0.19	Miles - Camp4
		Articulated	10/11/2012	24/11/2012	14.00	108	15.43	0.13	Brisbane - Camp4
		Articulated	10/11/2012	17/11/2012	7.00	36	10.29	0.19	Brisbane - Camp4
		Rigid	10/11/2012	24/11/2012	14.00	4.00	0.57	3.50	Bloelaair - Camp4
		Light	10/11/2012	24/11/2012	14.00	20.00	2.86	0.70	Bloelaair - Camp4
		Rigid	10/11/2012	24/11/2012	14.00	8.11	1.16	1.73	Miles - Camp4
		Articulated	10/11/2012	24/11/2012	14.00	2.00	0.29	7.00	Miles - Camp4
		Articulated	10/11/2012	24/11/2012	14.00	2.00	0.29	7.00	Miles - Camp4
		Rigid	10/11/2012	24/11/2012	14.00	14.00	2.00	1.00	Miles - Camp4
		Rigid	10/11/2012	24/11/2012	14.00	1.50	0.21	9.33	Miles - Camp4
		Rigid	10/11/2012	24/11/2012	14.00	1.68	0.24	8.33	Miles - Camp4
		Rigid	10/11/2012	24/11/2012	14.00	11.20	1.60	1.25	Miles - Camp4
		Rigid	10/11/2012	24/11/2012	14.00	126.96	3.18	0.63	Bloelaair - Camp4
Camp Operation	Operation Staff (28d rotation bus) Water Truck Water Truck Water Truck Food Truck Fuel Truck Solid Waste truck per week during construction Liquid waste truck per week during all construction	Light	24/11/2012	12/02/2013	79.94	282.12	7.06	0.28	Bloelaair - Camp4
		Rigid	24/11/2012	12/02/2013	79.94	479.61	12.00	0.17	Miles - Camp4
		Rigid	24/11/2012	12/02/2013	79.94	8.56	0.21	9.33	Miles - Camp4
		Rigid	24/11/2012	12/02/2013	79.94	57.55	1.44	1.39	Miles - Camp4
		Rigid	24/11/2012	12/02/2013	79.94	63.95	1.60	1.25	Miles - Camp4
		Articulated	24/11/2012	12/02/2013	79.94	11.42	0.29	7.00	Miles - Camp4
		Articulated	24/11/2012	12/02/2013	79.94	11.42	0.29	7.00	Miles - Camp4
Camp Disassemble	Mobile homes travel to next camp Construction Staff rotation shift (fortnight change bus) Construction Staff rotation shift (fortnight change light)	Articulated	12/02/2013	26/02/2013	14.00	150.00	21.43	0.09	Camp4 - Camp6
		Rigid	12/02/2013	26/02/2013	14.00	4.00	0.57	3.50	Bloelaair - Camp4
		Light	12/02/2013	26/02/2013	14.00	20.00	2.86	0.70	Bloelaair - Camp4

Component

Main Pipeline

ID	Camp5
----	-------

Camp Build Time (days)	14
Date camp start of construction	29/01/2013
Camp Commissioning Date	12/02/2013
Date camp start of de-commission	12/05/2013
Camp Completion date	26/05/2013

Construction staff	100
Operating Staff	600

CAMP	Description	Vehicle Type	Beginning Date	Ending Date	Duration (Days)	Total Loads	Average Trips per day	Delivery Frequency (1 truck every x days)	Route Description
Camp Setup	Mobile homes travel to site	Articulated	29/01/2013	12/02/2013	14.00	150	21.43	0.09	Brisbane - Camp5
	Construction materials	Articulated	29/01/2013	12/02/2013	14.00	72	10.29	0.19	Miles - Camp5
	Construction materials	Articulated	29/01/2013	12/02/2013	14.00	108	15.43	0.13	Brisbane - Camp5
	Construction Equipment Vehicles	Articulated	29/01/2013	5/02/2013	7.00	36	10.29	0.19	Brisbane - Camp5
	Construction Staff rotation shift (fortnight change bus)	Rigid	29/01/2013	12/02/2013	14.00	4.00	0.57	3.50	Milesair - Camp5
	Construction Staff rotation shift (fortnight change light)	Rigid	29/01/2013	12/02/2013	14.00	20.00	2.86	0.70	Milesair - Camp5
	Concrete truck	Rigid	29/01/2013	12/02/2013	14.00	8.11	1.16	1.73	Miles - Camp5
	Solid Waste truck per week during construction	Articulated	29/01/2013	12/02/2013	14.00	2.00	0.29	7.00	Miles - Camp5
	Liquid waste truck per week during all construction	Articulated	29/01/2013	12/02/2013	14.00	2.00	0.29	7.00	Miles - Camp5
	Water Truck	Rigid	29/01/2013	12/02/2013	14.00	14.00	2.00	1.00	Miles - Camp5
	Potable water	Rigid	29/01/2013	12/02/2013	14.00	1.50	0.21	9.33	Miles - Camp5
	Non-Potable water	Rigid	29/01/2013	12/02/2013	14.00	1.68	0.24	8.33	Miles - Camp5
	Fuel Truck	Rigid	29/01/2013	12/02/2013	14.00	11.20	1.60	1.25	Miles - Camp5
Camp Operation	Operation Staff (28d rotation bus)	Rigid	12/02/2013	12/05/2013	89.69	142.44	3.18	0.63	Milesair - Camp5
	Operation Staff (28d rotation light)	Light	12/02/2013	12/05/2013	89.69	316.54	7.06	0.28	Milesair - Camp5
	Potable water	Rigid	12/02/2013	12/05/2013	89.69	538.11	12.00	0.17	Miles - Camp5
	Non-Potable water	Rigid	12/02/2013	12/05/2013	89.69	9.61	0.21	9.33	Miles - Camp5
	Water Truck	Rigid	12/02/2013	12/05/2013	89.69	64.57	1.44	1.39	Miles - Camp5
	Food Truck	Rigid	12/02/2013	12/05/2013	89.69	71.75	1.60	1.25	Miles - Camp5
	Fuel Truck	Rigid	12/02/2013	12/05/2013	89.69	12.81	0.29	7.00	Miles - Camp5
Camp Disassemble	Solid Waste truck per week during construction	Articulated	12/02/2013	12/05/2013	89.69	12.81	0.29	7.00	Miles - Camp5
	Liquid waste truck per week during all construction	Articulated	12/02/2013	12/05/2013	89.69	12.81	0.29	7.00	Miles - Camp5
	Mobile homes travel to next camp	Articulated	12/05/2013	26/05/2013	14.00	150.00	21.43	0.09	Camp5 - Camp7
	Construction Staff rotation shift (fortnight change bus)	Rigid	12/05/2013	26/05/2013	14.00	4.00	0.57	3.50	Milesair - Camp5
	Construction Staff rotation shift (fortnight change light)	Light	12/05/2013	26/05/2013	14.00	20.00	2.86	0.70	Milesair - Camp5

Component

Main Pipeline

ID	Camp6
----	-------

Camp Build Time (days)	14
Date camp start of construction	28/04/2013
Camp Commissioning Date	12/05/2013
Date camp start of de-commission	2/10/2013
Camp Completion date	16/10/2013

Construction staff
Operating Staff

100
600

CAMP	Description	Vehicle Type	Beginning Date	Ending Date	Duration (Days)	Total Loads	Average Trips per day	Delivery Frequency (1 truck every x days)	Route Description
Camp Setup	Mobile homes travel to site Construction materials Construction materials Construction Equipment Vehicles Construction Staff rotation shift (fortnight change bus) Construction Staff rotation shift (fortnight change light) Concrete truck Solid Waste truck per week during construction Liquid waste truck per week during all construction Water Truck Food Truck Fuel Truck	Articulated	28/04/2013	12/05/2013	14.00	150	21.43	0.09	Brisbane - Camp6
		Articulated	28/04/2013	12/05/2013	14.00	72	10.29	0.19	Miles - Camp6
		Articulated	28/04/2013	12/05/2013	14.00	108	15.43	0.13	Brisbane - Camp6
		Articulated	28/04/2013	5/05/2013	7.00	36	10.29	0.19	Brisbane - Camp6
		Rigid	28/04/2013	12/05/2013	14.00	4.00	0.57	3.50	Milesair - Camp6
		Light	28/04/2013	12/05/2013	14.00	20.00	2.86	0.70	Milesair - Camp6
		Rigid	28/04/2013	12/05/2013	14.00	8.11	1.16	1.73	Miles - Camp6
		Articulated	28/04/2013	12/05/2013	14.00	2.00	0.29	7.00	Miles - Camp6
		Articulated	28/04/2013	12/05/2013	14.00	2.00	0.29	7.00	Miles - Camp6
		Rigid	28/04/2013	12/05/2013	14.00	14.00	2.00	1.00	Miles - Camp6
		Rigid	28/04/2013	12/05/2013	14.00	1.50	0.21	9.33	Miles - Camp6
		Rigid	28/04/2013	12/05/2013	14.00	1.68	0.24	8.33	Miles - Camp6
		Rigid	28/04/2013	12/05/2013	14.00	11.20	1.60	1.25	Miles - Camp6
		Rigid	28/04/2013	12/05/2013	14.00	226.20	3.18	0.63	Milesair - Camp6
Camp Operation	Operation Staff (28d rotation bus) Water Truck Water Truck Water Truck Food Truck Fuel Truck Solid Waste truck per week during construction Liquid waste truck per week during all construction	Light	12/05/2013	2/10/2013	142.42	502.67	7.06	0.28	Milesair - Camp6
		Rigid	12/05/2013	2/10/2013	142.42	854.55	12.00	0.17	Miles - Camp6
		Rigid	12/05/2013	2/10/2013	142.42	15.26	0.21	9.33	Miles - Camp6
		Rigid	12/05/2013	2/10/2013	142.42	102.55	1.44	1.39	Miles - Camp6
		Rigid	12/05/2013	2/10/2013	142.42	113.94	1.60	1.25	Miles - Camp6
		Articulated	12/05/2013	2/10/2013	142.42	20.35	0.29	7.00	Miles - Camp6
		Articulated	12/05/2013	2/10/2013	142.42	20.35	0.29	7.00	Miles - Camp6
Camp Disassemble	Mobile homes travel to next camp Construction Staff rotation shift (fortnight change bus) Construction Staff rotation shift (fortnight change light)	Articulated	2/10/2013	16/10/2013	14.00	150.00	21.43	0.09	Camp6 - Camp8
		Rigid	2/10/2013	16/10/2013	14.00	4.00	0.57	3.50	Milesair - Camp6
		Light	2/10/2013	16/10/2013	14.00	20.00	2.86	0.70	Milesair - Camp6

Component

Main Pipeline

ID	Laydown1
----	----------

Laydown Preparation time	14
Start Laydown Preparation	16/02/2012
Start Pipeline Transport	1/03/2012
End Pipeline Transport	8/04/2012

CAMP	Description	Vehicle Type	Beginning Date	Ending Date	Duration (Days)	Total Loads	Average Trips per day	Delivery Frequency (1 truck every xx days)	Route Description
Laydown Setup	Construction Vehicles travel to site	Articulated	16/02/2012	23/02/2012	7.00	12	3.43	0.36	Gladstone - Laydown1
Pipe Transport	Main Pipeline transport (42" Gladstone)	Articulated	1/03/2012	8/04/2012	37.11	1,205.83	64.99	0.03	Gladstone - Laydown1
	Main Pipeline transport (42" Brisbane)	Articulated	1/03/2012	8/04/2012	37.11	0.00	0.00	0.00	Brisbane - Laydown1
	Main Pipeline transport (36" Brisbane)	Articulated	1/03/2012	8/04/2012	37.11	0.00	0.00	0.00	Brisbane - Laydown1
	Main Pipeline transport (30" Brisbane)	Articulated	1/03/2012	8/04/2012	37.11	0.00	0.00	0.00	Brisbane - Laydown1

Component

Main Pipeline

ID	Laydown2
----	----------

Laydown Preparation time	14
Start Laydown Preparation	26/03/2012
Start Pipeline Transport	9/04/2012
End Pipeline Transport	15/05/2012

CAMP	Description	Vehicle Type	Beginning Date	Ending Date	Duration (Days)	Total Loads	Average Trips per day	Delivery Frequency (1 truck every xx days)	Route Description
Laydown Setup	Construction Vehicles travel to site	Articulated	26/03/2012	2/04/2012	7.00	12	3.43	0.36	Gladstone - Laydown2
Pipe Transport	Main Pipeline transport (42" Gladstone)	Articulated	9/04/2012	15/05/2012	36.51	1,186.39	64.99	0.03	Gladstone - Laydown2
	Main Pipeline transport (42" Brisbane)	Articulated	9/04/2012	15/05/2012	36.51	0.00	0.00	0.00	Brisbane - Laydown2
	Main Pipeline transport (36" Brisbane)	Articulated	9/04/2012	15/05/2012	36.51	0.00	0.00	0.00	Brisbane - Laydown2
	Main Pipeline transport (30" Brisbane)	Articulated	9/04/2012	15/05/2012	36.51	0.00	0.00	0.00	Brisbane - Laydown2

Component

Main Pipeline

ID	Laydown3
----	----------

Laydown Preparation time	14
Start Laydown Preparation	2/05/2012
Start Pipeline Transport	16/05/2012
End Pipeline Transport	12/07/2012

CAMP	Description	Vehicle Type	Beginning Date	Ending Date	Duration (Days)	Total Loads	Average Trips per day	Delivery Frequency (1 truck every xx days)	Route Description
Laydown Setup	Construction Vehicles travel to site	Articulated	2/05/2012	9/05/2012	7.00	12	3.43	0.36	Gladstone - Laydown3
Pipe Transport	Main Pipeline transport (42" Gladstone)	Articulated	16/05/2012	12/07/2012	56.82	1,846.39	64.99	0.03	Gladstone - Laydown3
	Main Pipeline transport (42" Brisbane)	Articulated	16/05/2012	12/07/2012	56.82	0.00	0.00	0.00	Brisbane - Laydown3
	Main Pipeline transport (36" Brisbane)	Articulated	16/05/2012	12/07/2012	56.82	0.00	0.00	0.00	Brisbane - Laydown3
	Main Pipeline transport (30" Brisbane)	Articulated	16/05/2012	12/07/2012	56.82	0.00	0.00	0.00	Brisbane - Laydown3

Component

Main Pipeline

ID	Laydown4
----	----------

Laydown Preparation time	14
Start Laydown Preparation	29/06/2012
Start Pipeline Transport	13/07/2012
End Pipeline Transport	15/10/2012

CAMP	Description	Vehicle Type	Beginning Date	Ending Date	Duration (Days)	Total Loads	Average Trips per day	Delivery Frequency (1 truck every xx days)	Route Description
Laydown Setup	Construction Vehicles travel to site	Articulated	29/06/2012	6/07/2012	7.00	12	3.43	0.36	Gladstone - Laydown4
Pipe Transport	Main Pipeline transport (42" Gladstone)	Articulated	13/07/2012	15/10/2012	94.20	3,061.11	64.99	0.03	Gladstone - Laydown4
	Main Pipeline transport (42" Brisbane)	Articulated	13/07/2012	15/10/2012	94.20	0.00	0.00	0.00	Brisbane - Laydown4
	Main Pipeline transport (36" Brisbane)	Articulated	13/07/2012	15/10/2012	94.20	0.00	0.00	0.00	Brisbane - Laydown4
	Main Pipeline transport (30" Brisbane)	Articulated	13/07/2012	15/10/2012	94.20	0.00	0.00	0.00	Brisbane - Laydown4

Component

Main Pipeline

ID	Laydown5
----	----------

Laydown Preparation time	14
Start Laydown Preparation	9/09/2012
Start Pipeline Transport	23/09/2012
End Pipeline Transport	12/02/2013

CAMP	Description	Vehicle Type	Beginning Date	Ending Date	Duration (Days)	Total Loads	Average Trips per day	Delivery Frequency <small>(1 truck every xx days)</small>	Route Description
Laydown Setup	Construction Vehicles travel to site	Articulated	9/09/2012	16/09/2012	7.00	12	3.43	0.36	Gladstone - Laydown5
Pipe Transport	Main Pipeline transport (42" Gladstone)	Articulated	23/09/2012	12/02/2013	141.49	1,263.89	17.87	0.11	Gladstone - Laydown5
	Main Pipeline transport (42" Brisbane)	Articulated	23/09/2012	12/02/2013	141.49	1,392.50	19.68	0.10	Brisbane - Laydown5
	Main Pipeline transport (36" Brisbane)	Articulated	23/09/2012	12/02/2013	141.49	1,219.72	17.24	0.12	Brisbane - Laydown5
	Main Pipeline transport (30" Brisbane)	Articulated	23/09/2012	12/02/2013	141.49	684.63	9.68	0.21	Brisbane - Laydown5

Component

Main Pipeline

ID	Construction
----	--------------

Laydown Preparation time	14
Begin Construction	8/04/2012
Start Pipeline Transport	#N/A
End Pipeline Transport	#N/A

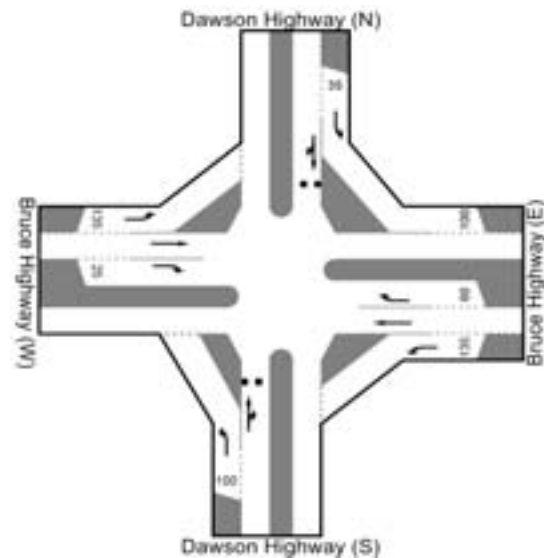
CAMP	Description	Vehicle Type	Beginning Date	Ending Date	Duration (Days)	Total Loads	Average Trips per day	Delivery Frequency (1 truck every xx days)	Route Description
Laydown Setup	Construction Vehicles travel to site	Articulated	8/04/2012	15/04/2012	7.00	24	6.86	0.29	Gladstone - Laydown1
Pipe Transport	Pipe Transport	Articulated	5/10/2012	29/12/2012	85.03	3,061.11	72.00	0.03	Laydown4 - Camp4
	Pipe Transport	Articulated	12/02/2013	14/03/2013	30.79	738.89	48.00	0.04	Laydown5 - Camp5
	Pipe Transport	Articulated	12/05/2013	5/09/2013	115.67	3,821.85	66.08	0.03	Laydown5 - Camp6

Appendix D Intersection turning movements

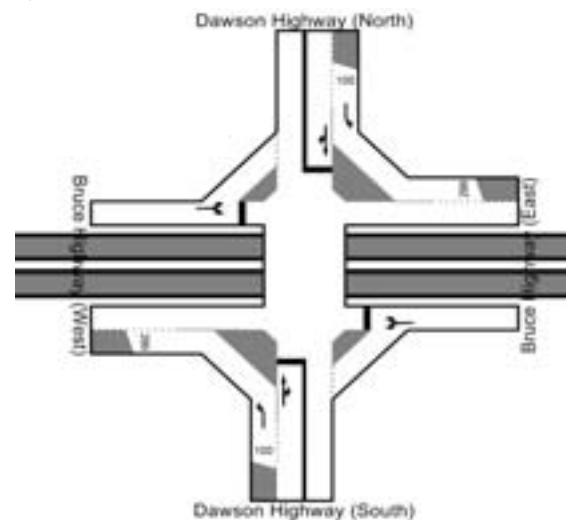
Int40 Dawson_Bruce

2010		AM Peak												PM Peak											
		Approach 1 - West			Approach 2 - North			Approach 3 - East			Approach 4 - South			Approach 1 - West			Approach 2 - North			Approach 3 - East			Approach 4 - South		
		Left	Thru	Right	Left	Thru	Right	Left	Thru	Right	Left	Thru	Right	Left	Thru	Right	Left	Thru	Right	Left	Thru	Right	Left	Thru	Right
Light	2010	45	56	24	16	137	9	56	52	20	16	243	32	10	51	30	29	285	24	54	73	26	12	156	56
	Dev	0	0	0	0	0	0	0	0	0	0	0	0	0	0	0	0	0	0	0	0	0	0	0	0
	2010+Dev	45	56	24	16	137	9	56	52	20	16	243	32	10	51	30	29	285	24	54	73	26	12	156	56
	Cummulative																								
	Cummulative+2010	45	56	24	16	137	9	56	52	20	16	243	32	10	51	30	29	285	24	54	73	26	12	156	56
Heavy	2010	6	17	10	5	33	1	9	33	9	10	44	5	7	26	7	5	10	3	7	23	1	6	15	5
	Dev	0	0	0	0	1	0	0	0	0	0	1	0	0	0	0	0	1	0	0	0	0	0	1	0
	2010+Dev	6	17	10	5	33	1	9	34	9	10	45	5	7	27	7	5	11	3	7	24	1	6	15	5
	Cummulative																								
	Cummulative+2010	6	17	10	5	33	1	9	33	9	10	44	5	7	26	7	5	10	3	7	23	1	6	15	5
2013		AM Peak												PM Peak											
		Approach 1 - West			Approach 2 - North			Approach 3 - East			Approach 4 - South			Approach 1 - West			Approach 2 - North			Approach 3 - East			Approach 4 - South		
		Left	Thru	Right	Left	Thru	Right	Left	Thru	Right	Left	Thru	Right	Left	Thru	Right	Left	Thru	Right	Left	Thru	Right	Left	Thru	Right
Light	2013	52	64	28	18	160	11	64	59	23	18	284	37	11	58	34	34	333	28	62	83	30	14	183	66
	Dev	0	0	0	0	2	0	0	0	0	0	15	0	0	0	0	0	15	0	0	0	0	0	2	0
	2013 + Dev	52	64	28	18	162	11	64	59	23	18	299	37	11	58	34	34	348	28	62	83	30	14	184	66
	Cummulative																								
	Cummulative+2013	52	64	28	18	160	11	64	59	23	18	284	37	11	58	34	34	333	28	62	83	30	14	183	66
Heavy	2013	6	19	11	5	38	1	10	38	10	12	51	5	8	30	8	5	12	4	8	26	1	7	17	5
	Dev	0	2	0	0	3	0	0	2.144445	0	0	3	0	0	2	0	0	3	0	0	2.144445	0	0	3	0
	2013 + Dev	6	21	11	5	41	1	10	40	10	12	54	5	8	32	8	5	14	4	8	29	1	7	20	5
	Cummulative																								
	Cummulative+2013	6	19	11	5	38	1	10	38	10	12	51	5	8	30	8	5	12	4	8	26	1	7	17	5
2019		AM Peak												PM Peak											
		Approach 1 - West			Approach 2 - North			Approach 3 - East			Approach 4 - South			Approach 1 - West			Approach 2 - North			Approach 3 - East			Approach 4 - South		
		Left	Thru	Right	Left	Thru	Right	Left	Thru	Right	Left	Thru	Right	Left	Thru	Right	Left	Thru	Right	Left	Thru	Right	Left	Thru	Right
Light	2019	64	79	34	23	204	13	79	73	28	23	362	47	14	72	42	44	424	35	76	102	37	18	233	84
	Dev	0	0	0	0	2	0	0	0	0	0	15	0	0	0	0	0	15	0	0	0	0	0	2	0
	2019+Dev	64	79	34	23	206	13	79	73	28	23	377	47	14	72	42	44	439	35	76	102	37	18	235	84
	Cummulative																								
	Cummulative+2019	64	79	34	23	204	13	79	73	28	23	362	47	14	72	42	44	424	35	76	102	37	18	233	84
Heavy	2019	8	23	14	7	49	2	12	46	12	15	65	7	9	37	9	7	15	5	9	32	2	8	22	7
	Dev	0	2	0	0	3	0	0	2	0	0	3	0	0	2	0	0	3	0	0	2	0	0	3	0
	2019+Dev	8	26	14	7	52	2	12	49	12	15	68	7	9	40	9	7	18	5	9	35	2	8	25	7
	Cummulative																								
	Cummulative+2019	8	23	14	7	49	2	12	46	12	15	65	7	9	37	9	7	15	5	9	32	2	8	22	7
2032		AM Peak												PM Peak											
		Approach 1 - West			Approach 2 - North			Approach 3 - East			Approach 4 - South			Approach 1 - West			Approach 2 - North			Approach 3 - East			Approach 4 - South		
		Left	Thru	Right	Left	Thru	Right	Left	Thru	Right	Left	Thru	Right	Left	Thru	Right	Left	Thru	Right	Left	Thru	Right	Left	Thru	Right
Light	2032	82	103	44	32	276	18	102	94	36	32	488	63	18	93	54	59	572	47	98	131	48	25	314	113
	Dev	0	0	0	0	0	0	0	0	0	0	0	0	0	0	0	0	0	0	0	0	0	0	0	0
	2032+Dev	82	103	44	32	276	18	102	94	36	32	488	63	18	93	54	59	572	47	98	131	48	25	314	113
	Cummulative																								
	Cummulative+2032	82	103	44	32	276	18	102	94	36	32	488	63	18	93	54	59	572	47	98	131	48	25	314	113
Heavy	2032	10	30	18	9	66	2	16	60	16	20	88	9	12	48	12	9	20	7	12	42	2	11	29	9
	Dev	0	0	0	0	2	0	0	0.039452	0	0	2	0	0	0	0	0	2	0	0	0.039452	0	0	2	0
	2032+Dev	10	30	18	9	67	2	16	60	16	20	90	9	12	48	12	9	22	7	12	42	2	11	31	9
	Cummulative																								
	Cummulative+2032	10	30	18	9	66	2	16	60	16	20	88	9	12	48	12	9	20	7	12	42	2	11	29	9

Existing Layout

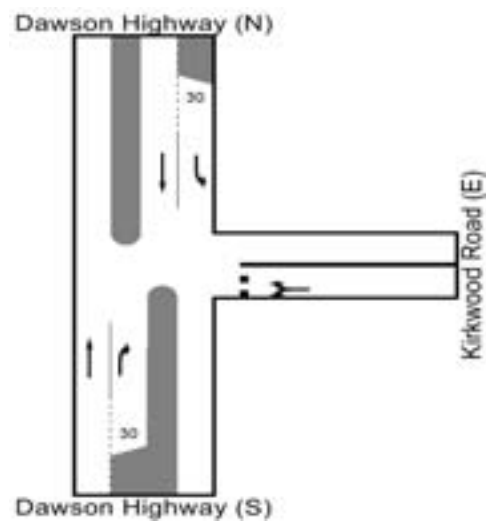


New Layout



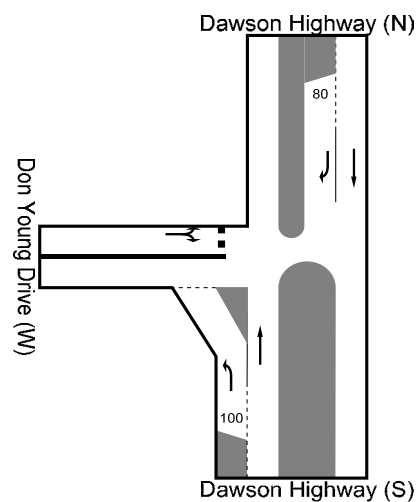
2010		AM Peak												PM Peak											
		Approach 1			Approach 2 - North			Approach 3 - East			Approach 4 - South			Approach 1			Approach 2 - North			Approach 3 - East			Approach 4 - South		
		Left	Thru	Right	Left	Thru	Right	Left	Thru	Right	Left	Thru	Right	Left	Thru	Right	Left	Thru	Right	Left	Thru	Right	Left	Thru	Right
Light	2010				6	202		20		7		399	34				8	355		25		5		215	54
	Dev				0	0	0	0	0	0	0	0	0	0	0	0	0	0	0	0	0	0	0	0	0
	2010+Dev	0	0	0	6	202	0	20	0	7	0	399	34	0	0	0	8	355	0	25	0	5	0	215	54
	Cummulative																								
	Cummulative+2010	0	0	0	6	202	0	20	0	7	0	399	34	0	0	0	8	355	0	25	0	5	0	215	54
Heavy	2010				3	18		8		0		29	7				0	8		7		0		7	3
	Dev				0	1		0		0		1	0				0	0.620094		0		0		0.620094	0
	2010+Dev	0	0	0	3	19	0	8	0	0	0	30	7	0	0	0	0	9	0	7	0	0	0	7	3
	Cummulative																								
	Cummulative+2010	0	0	0	3	18	0	8	0	0	0	29	7	0	0	0	0	8	0	7	0	0	0	7	3
2013		AM Peak												PM Peak											
		Approach 1			Approach 2 - North			Approach 3 - East			Approach 4 - South			Approach 1			Approach 2 - North			Approach 3 - East			Approach 4 - South		
		Left	Thru	Right	Left	Thru	Right	Left	Thru	Right	Left	Thru	Right	Left	Thru	Right	Left	Thru	Right	Left	Thru	Right	Left	Thru	Right
Light	2013				7	235		24		8		465	39				9	414		29		5		251	63
	Dev				0	2	0	0	0	0	0	15	0	0	0	0	0	15.4	0	0	0	0	0	1.711111	0
	2013 + Dev	0	0	0	7	237	0	24	0	8	0	481	39	0	0	0	9	429	0	29	0	5	0	253	63
	Cummulative																								
	Cummulative+2013	0	0	0	7	235	0	24	0	8	0	465	39	0	0	0	9	414	0	29	0	5	0	251	63
Heavy	2013				4	21		9		0		34	8				0	9		8		0		8	4
	Dev				0	3		0		0		3	0				0	2.603484		0		0		2.603484	0
	2013 + Dev	0	0	0	4	24	0	9	0	0	0	37	8	0	0	0	0	12	0	8	0	0	0	10	4
	Cummulative																								
	Cummulative+2013	0	0	0	4	21	0	9	0	0	0	34	8	0	0	0	0	9	0	8	0	0	0	8	4
2019		AM Peak												PM Peak											
		Approach 1			Approach 2 - North			Approach 3 - East			Approach 4 - South			Approach 1			Approach 2 - North			Approach 3 - East			Approach 4 - South		
		Left	Thru	Right	Left	Thru	Right	Left	Thru	Right	Left	Thru	Right	Left	Thru	Right	Left	Thru	Right	Left	Thru	Right	Left	Thru	Right
Light	2019				8	300		30		10		593	50				12	528		37		7		320	80
	Dev				0	2	0	0	0	0	0	15	0	0	0	0	0	15	0	0	0	0	0	2	0
	2019+Dev	0	0	0	8	302	0	30	0	10	0	608	50	0	0	0	12	543	0	37	0	7	0	322	80
	Cummulative																								
	Cummulative+2019	0	0	0	8	300	0	30	0	10	0	593	50	0	0	0	12	528	0	37	0	7	0	320	80
Heavy	2019				5	27		12		0		44	10				0	12		10		0		10	5
	Dev				0	3		0		0		3	0				0	3		0		0		3	0
	2019+Dev	0	0	0	5	30	0	12	0	0	0	47	10	0	0	0	0	15	0	10	0	0	0	13	5
	Cummulative																								
	Cummulative+2019	0	0	0	5	27	0	12	0	0	0	44	10	0	0	0	0	12	0	10	0	0	0	10	5
2032		AM Peak												PM Peak											
		Approach 1			Approach 2 - North			Approach 3 - East			Approach 4 - South			Approach 1			Approach 2 - North			Approach 3 - East			Approach 4 - South		
		Left	Thru	Right	Left	Thru	Right	Left	Thru	Right	Left	Thru	Right	Left	Thru	Right	Left	Thru	Right	Left	Thru	Right	Left	Thru	Right
Light	2032				11	404		41		14		800	68				16	712		50		9		432	108
	Dev				0	0	0	0	0	0	0	0	0	0	0	0	0	0	0	0	0	0	0	0	0
	2032+Dev	0	0	0	11	404	0	41	0	14	0	800	68	0	0	0	16	712	0	50	0	9	0	432	108
	Cummulative																								
	Cummulative+2032	0	0	0	11	404	0	41	0	14	0	800	68	0	0	0	16	712	0	50	0	9	0	432	108
Heavy	2032				7	36		16		0		59	14				0	16		14		0		14	7
	Dev				0	2		0		0		2	0				0	1.688749		0		0		1.688749	0
	2032+Dev	0	0	0	7	38	0	16	0	0	0	60	14	0	0	0	0	18	0	14	0	0	0	15	7
	Cummulative																								
	Cummulative+2032	0	0	0	7	36	0	16	0	0	0	59	14	0	0	0	0	16	0	14	0	0	0	14	7

Existing Layout

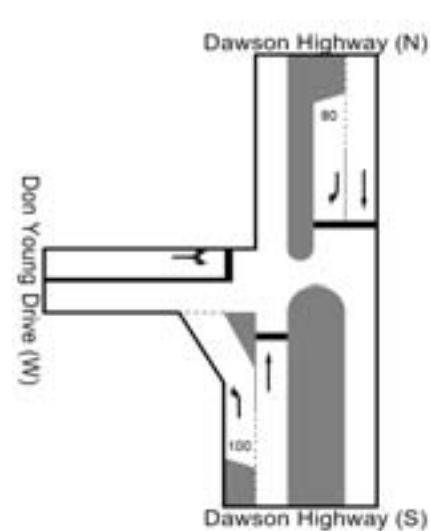


2010		AM Peak												PM Peak											
		Approach 1 - West			Approach 2 - North			Approach 3			Approach 4 - South			Approach 1 - West			Approach 2 - North			Approach 3			Approach 4 - South		
		Left	Thru	Right	Left	Thru	Right	Left	Thru	Right	Left	Thru	Right	Left	Thru	Right	Left	Thru	Right	Left	Thru	Right	Left	Thru	Right
Light	2010	20		50		232	27				112	396		54		192		386	29				41	171	
	Dev	0	0	0	0	0	0	0	0	0	0	0	0	0	0	0	0	0	0	0	0	0	0	0	0
	2010+Dev	20	0	50	0	232	27	0	0	0	112	396	0	54	0	192	0	386	29	0	0	0	41	171	0
	Cummulative																								
	Cummulative+2010	20	0	50	0	232	27	0	0	0	112	396	0	54	0	192	0	386	29	0	0	0	41	171	0
Heavy	2010	1		16		27	1				10	25		2		11		12	0				4	10	
	Dev	0	0	0	0	1	0	0	0	0	0	1	0	0	0	0	0.62009443	0	0	0	0	0	0	0.62009443	0
	2010+Dev	1	0	16	0	28	1	0	0	0	10	26	0	2	0	11	0	13	0	0	0	0	4	10	0
	Cummulative																								
	Cummulative+2010	1	0	16	0	27	1	0	0	0	10	25	0	2	0	11	0	12	0	0	0	0	4	10	0
2013		AM Peak												PM Peak											
		Approach 1 - West			Approach 2 - North			Approach 3			Approach 4 - South			Approach 1 - West			Approach 2 - North			Approach 3			Approach 4 - South		
		Left	Thru	Right	Left	Thru	Right	Left	Thru	Right	Left	Thru	Right	Left	Thru	Right	Left	Thru	Right	Left	Thru	Right	Left	Thru	Right
Light	2013	24		58		269	32				130	461		62		223		448	33				47	198	
	Dev	0	0	0	0	15	0	0	0	0	0	2	0	0	0	0	1.71111111	0	0	0	0	0	0	15.4	0
	2013 + Dev	24	0	58	0	285	32	0	0	0	130	462	0	62	0	223	0	450	33	0	0	0	47	214	0
	Cummulative																								
	Cummulative+2013	24	0	58	0	269	32	0	0	0	130	461	0	62	0	223	0	448	33	0	0	0	47	198	0
Heavy	2013	1		18		32	1				11	29		3		12		14	0				4	11	
	Dev	0	0	0	0	3	0	0	0	0	0	3	0	0	0	0	2.60348371	0	0	0	0	0	0	2.60348371	0
	2013 + Dev	1	0	18	0	35	1	0	0	0	11	32	0	3	0	12	0	16	0	0	0	0	4	14	0
	Cummulative																								
	Cummulative+2013	1	0	18	0	32	1	0	0	0	11	29	0	3	0	12	0	14	0	0	0	0	4	11	0
2019		AM Peak												PM Peak											
		Approach 1 - West			Approach 2 - North			Approach 3			Approach 4 - South			Approach 1 - West			Approach 2 - North			Approach 3			Approach 4 - South		
		Left	Thru	Right	Left	Thru	Right	Left	Thru	Right	Left	Thru	Right	Left	Thru	Right	Left	Thru	Right	Left	Thru	Right	Left	Thru	Right
Light	2019	30		74		341	40				165	583		79		283		567	42				60	251	
	Dev	0	0	0	0	15	0	0	0	0	0	2	0	0	0	0	2	0	0	0	0	0	0	15	0
	2019+Dev	30	0	74	0	356	40	0	0	0	165	585	0	79	0	283	0	569	42	0	0	0	60	267	0
	Cummulative																								
	Cummulative+2019	30	0	74	0	341	40	0	0	0	165	583	0	79	0	283	0	567	42	0	0	0	60	251	0
Heavy	2019	2		23		40	2				14	37		4		16		18	0				5	14	
	Dev	0	0	0	0	3	0	0	0	0	0	3	0	0	0	0	3	0	0	0	0	0	0	3	0
	2019+Dev	2	0	23	0	43	2	0	0	0	14	40	0	4	0	16	0	21	0	0	0	0	5	17	0
	Cummulative																								
	Cummulative+2019	2	0	23	0	40	2	0	0	0	14	37	0	4	0	16	0	18	0	0	0	0	5	14	0
2032		AM Peak												PM Peak											
		Approach 1 - West			Approach 2 - North			Approach 3			Approach 4 - South			Approach 1 - West			Approach 2 - North			Approach 3			Approach 4 - South		
		Left	Thru	Right	Left	Thru	Right	Left	Thru	Right	Left	Thru	Right	Left	Thru	Right	Left	Thru	Right	Left	Thru	Right	Left	Thru	Right
Light	2032	40		98		454	54				220	776		105		376		755	56				79	334	
	Dev	0	0	0	0	0	0	0	0	0	0	0	0	0	0	0	0	0	0	0	0	0	0	0	0
	2032+Dev	40	0	98	0	454	54	0	0	0	220	776	0	105	0	376	0	755	56	0	0	0	79	334	0
	Cummulative																								
	Cummulative+2032	40	0	98	0	454	54	0	0	0	220	776	0	105	0	376	0	755	56	0	0	0	79	334	0
Heavy	2032	2		30		54	2				19	49		5		21		23	0				7	19	
	Dev	0	0	0	0	2	0	0	0	0	0	2	0	0	0	0	1.68874908	0	0	0	0	0	0	1.68874908	0
	2032+Dev	2	0	30	0	55	2	0	0	0	19	51	0	5	0	21	0	25	0	0	0	0	7	20	0
	Cummulative																								
	Cummulative+2032	2	0	30	0	54	2	0	0	0	19	49	0	5	0	21	0	23	0	0	0	0	7	19	0

Existing Layout

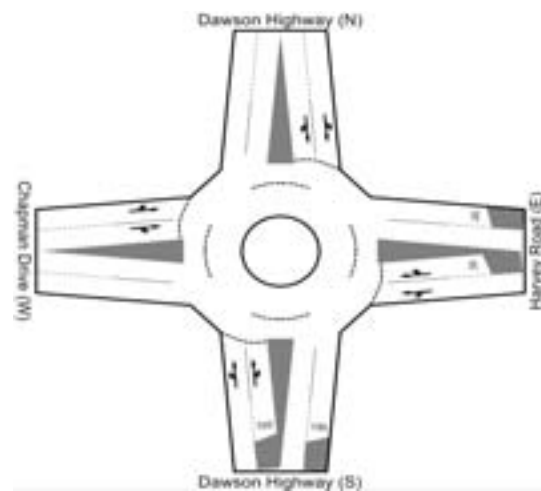


New Layout

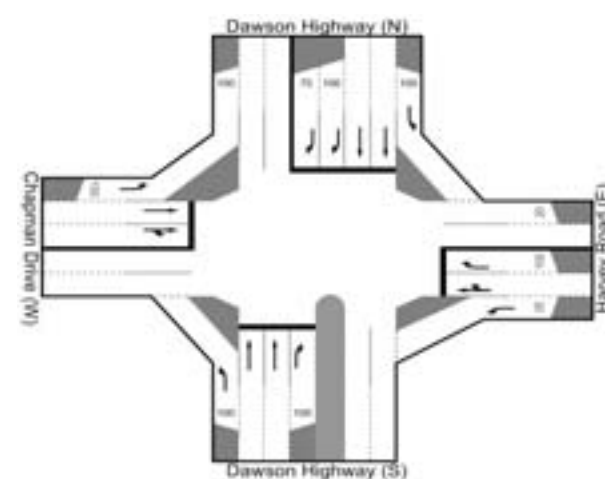


2010		AM Peak												PM Peak											
		Approach 1 - North			Approach 2 - East			Approach 3 - South			Approach 4 - West			Approach 1 - North			Approach 2 - East			Approach 3 - South			Approach 4 - West		
		Left	Thru	Right	Left	Thru	Right	Left	Thru	Right	Left	Thru	Right	Left	Thru	Right	Left	Thru	Right	Left	Thru	Right	Left	Thru	Right
Light	2010	240	202	337	6	27	246	25	480	34	699	158	29	208	240	381	25	48	226	23	172	22	313	67	37
	Dev	0	0	0	0	0	0	0	0	0	0	0	0	0	0	0	0	0	0	0	0	0	0	0	0
	2010+Dev	240	202	337	6	27	246	25	480	34	699	158	29	208	240	381	25	48	226	23	172	22	313	67	37
	Cummulative																								
	Cummulative+2010	240	202	337	6	27	246	25	480	34	699	158	29	208	240	381	25	48	226	23	172	22	313	67	37
Heavy	2010	10	19	9	0	3	1	3	24	0	13	0	4	19	35	8	0	0	9	0	15	1	8	0	0
	Dev	0	1	0	0	0	0	0	0.62009443	0	0	0	0	0	0.62009443	0	0	0	0	0	0.62009443	0	0	0	0
	2010+Dev	10	20	9	0	3	1	3	25	0	13	0	4	19	36	8	0	0	9	0	16	1	8	0	0
	Cummulative																								
	Cummulative+2010	10	19	9	0	3	1	3	24	0	13	0	4	19	35	8	0	0	9	0	15	1	8	0	0
2013		AM Peak												PM Peak											
		Approach 1 - North			Approach 2 - East			Approach 3 - South			Approach 4 - West			Approach 1 - North			Approach 2 - East			Approach 3 - South			Approach 4 - West		
		Left	Thru	Right	Left	Thru	Right	Left	Thru	Right	Left	Thru	Right	Left	Thru	Right	Left	Thru	Right	Left	Thru	Right	Left	Thru	Right
Light	2013	278	234	389	6	30	268	29	555	40	764	172	31	240	278	441	27	52	247	26	199	25	342	74	40
	Dev	4	2	2	0	0	0	0	15.4	0	0	0	0	31.5	15.4	15.75	0	0	0	0	1.71111111	0	0	0	0
	2013 + Dev	282	236	391	6	30	268	29	570	40	764	172	31	272	294	456	27	52	247	26	201	25	342	74	40
	Cummulative																								
	Cummulative+2013	278	234	389	6	30	268	29	555	40	764	172	31	240	278	441	27	52	247	26	199	25	342	74	40
Heavy	2013	12	22	10	0	3	1	3	28	0	15	0	4	22	41	9	0	0	10	0	18	1	9	0	0
	Dev	0	3	0	0	0	0	0	2.60348371	0	0	0	0	0	2.60348371	0	0	0	0	0	2.60348371	0	0	0	0
	2013 + Dev	12	25	10	0	3	1	3	30	0	15	0	4	22	44	9	0	0	10	0	20	1	9	0	0
	Cummulative																								
	Cummulative+2013	12	22	10	0	3	1	3	28	0	15	0	4	22	41	9	0	0	10	0	18	1	9	0	0
2019		AM Peak												PM Peak											
		Approach 1 - North			Approach 2 - East			Approach 3 - South			Approach 4 - West			Approach 1 - North			Approach 2 - East			Approach 3 - South			Approach 4 - West		
		Left	Thru	Right	Left	Thru	Right	Left	Thru	Right	Left	Thru	Right	Left	Thru	Right	Left	Thru	Right	Left	Thru	Right	Left	Thru	Right
Light	2019	350	295	490	7	34	307	37	698	50	873	197	36	302	350	554	31	60	282	33	250	31	391	84	46
	Dev	10	2	2	0	0	0	0	15.4	0	0	0	0	93.375	15.4	15.75	0	0	0	0	1.71111111	0	0	0	0
	2019+Dev	360	296	491	7	34	307	37	713	50	873	197	36	395	365	570	31	60	282	33	252	31	391	84	46
	Cummulative																								
	Cummulative+2019	350	295	490	7	34	307	37	698	50	873	197	36	302	350	554	31	60	282	33	250	31	391	84	46
Heavy	2019	15	28	13	0	4	2	4	35	0	18	0	6	28	52	11	0	0	13	0	22	2	11	0	0
	Dev	0	3	0	0	0	0	0	2.95728057	0	0	0	0	0	2.95728057	0	0	0	0	0	2.95728057	0	0	0	0
	2019+Dev	15	31	13	0	4	2	4	38	0	18	0	6	28	55	11	0	0	13	0	25	2	11	0	0
	Cummulative																								
	Cummulative+2019	15	28	13	0	4	2	4	35	0	18	0	6	28	52	11	0	0	13	0	22	2	11	0	0
2032		AM Peak												PM Peak											
		Approach 1 - North			Approach 2 - East			Approach 3 - South			Approach 4 - West			Approach 1 - North			Approach 2 - East			Approach 3 - South			Approach 4 - West		
		Left	Thru	Right	Left	Thru	Right	Left	Thru	Right	Left	Thru	Right	Left	Thru	Right	Left	Thru	Right	Left	Thru	Right	Left	Thru	Right
Light	2032	460	387	644	7	34	307	48	917	65	873	197	36	397	460	728	31	60	282	44	329	41	391	84	46
	Dev	11	0	0	0	0	0	0	0	0	0	0	0	95.625	0	0	0	0	0	0	0	0	0	0	0
	2032+Dev	470	387	644	7	34	307	48	917	65	873	197	36	492	460	728	31	60	282	44	329	41	391	84	46
	Cummulative																								
	Cummulative+2032	460	387	644	7	34	307	48	917	65	873	197	36	397	460	728	31	60	282	44	329	41	391	84	46
Heavy	2032	19	36	17	0	5	2	5	46	0	24	0	7	36	68	15	0	0	17	0	29	2	15	0	0
	Dev	0	2	0	0	0	0	0	1.68874908	0	0	0	0	0	1.68874908	0	0	0	0	0	1.68874908	0	0	0	0
	2032+Dev	19	38	17	0	5	2	5	48	0	24	0	7	36	69	15	0	0	17	0	31	2	15	0	0
	Cummulative																								
	Cummulative+2032	19	36	17	0	5	2	5	46	0	24	0	7	36	68	15	0	0	17	0	29	2	15	0	0

Existing Layout

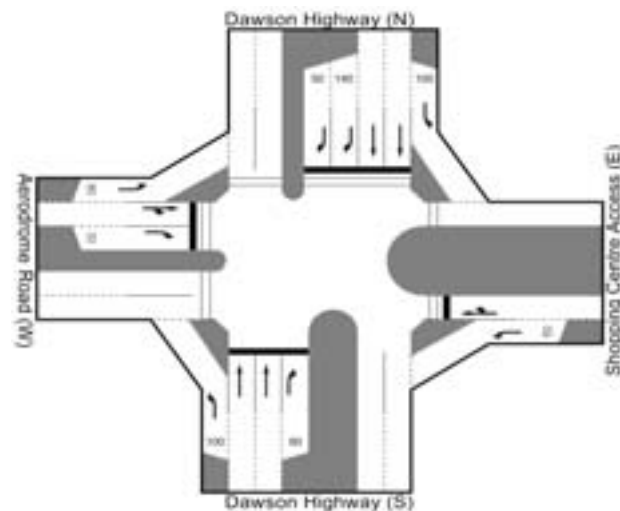


New Layout

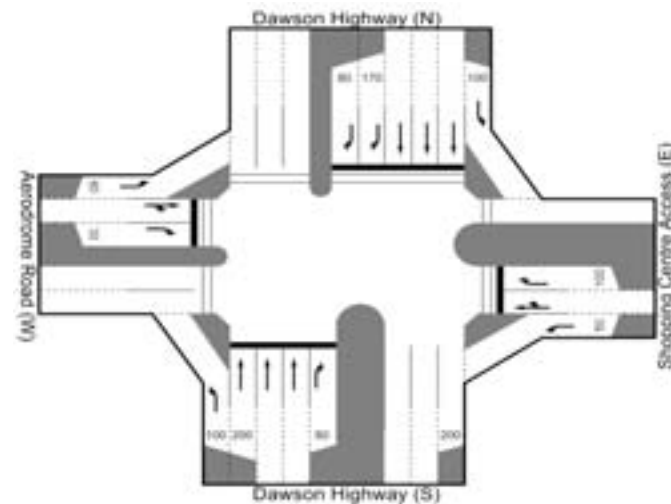


2010		AM Peak												PM Peak											
		Approach 1 - West			Approach 2 - North			Approach 3 - East			Approach 4 - South			Approach 1 - West			Approach 2 - North			Approach 3 - East			Approach 4 - South		
		Left	Thru	Right	Left	Thru	Right	Left	Thru	Right	Left	Thru	Right	Left	Thru	Right	Left	Thru	Right	Left	Thru	Right	Left	Thru	Right
Light	2010	520	22	40	58	547	226	2	1	18	70	952	20	437	8	18	66	958	551	22	15	122	50	599	23
	Dev	0	0	0	0	0	0	0	0	0	0	0	0	0	0	0	0	0	0	0	0	0	0	0	0
	2010+Dev	520	22	40	58	547	226	2	1	18	70	952	20	437	8	18	66	958	551	22	15	122	50	599	23
	Cummulative																								
	Cummulative+2010	520	22	40	58	547	226	2	1	18	70	952	20	437	8	18	66	958	551	22	15	122	50	599	23
Heavy	2010	9	1	1	1	36	4	2	0	4	1	48	0	2	0	0	2	15	9	1	0	0	0	12	0
	Dev	0	0	0	0	1	0	0	0	0	0	1	0	0	0	0	0	0.62009443	0	0	0	0	0	0.62009443	0
	2010+Dev	9	1	1	1	37	4	2	0	4	1	49	0	2	0	0	2	16	9	1	0	0	0	13	0
	Cummulative																								
	Cummulative+2010	9	1	1	1	36	4	2	0	4	1	48	0	2	0	0	2	15	9	1	0	0	0	12	0
2013		AM Peak												PM Peak											
		Approach 1 - West			Approach 2 - North			Approach 3 - East			Approach 4 - South			Approach 1 - West			Approach 2 - North			Approach 3 - East			Approach 4 - South		
		Left	Thru	Right	Left	Thru	Right	Left	Thru	Right	Left	Thru	Right	Left	Thru	Right	Left	Thru	Right	Left	Thru	Right	Left	Thru	Right
Light	2013	536	22	41	63	595	246	2	1	19	76	1036	22	451	9	18	72	1043	600	24	17	133	55	653	25
	Dev	8	0	0	0	63	0	0	0	0	0	7	1	0.86333333	0	0	0	6.96111111	0	0	0	0	0	62.65	7.77
	2013 + Dev	544	22	41	63	658	246	2	1	19	76	1043	22	452	9	18	72	1050	600	24	17	133	55	715	33
	Cummulative																								
	Cummulative+2013	536	22	41	63	595	246	2	1	19	76	1036	22	451	9	18	72	1043	600	24	17	133	55	653	25
Heavy	2013	10	1	1	1	39	5	2	0	5	1	53	0	2	0	0	2	17	10	1	0	0	0	13	0
	Dev	0	0	0	0	3	0	0	0	0	0	3	0	0.42	0	0	0	2.60348371	0	0	0	0	0	2.60348371	0.42
	2013 + Dev	10	1	1	1	42	5	2	0	5	1	55	0	3	0	0	2	19	10	1	0	0	0	16	0
	Cummulative																								
	Cummulative+2013	10	1	1	1	39	5	2	0	5	1	53	0	2	0	0	2	17	10	1	0	0	0	13	0
2019		AM Peak												PM Peak											
		Approach 1 - West			Approach 2 - North			Approach 3 - East			Approach 4 - South			Approach 1 - West			Approach 2 - North			Approach 3 - East			Approach 4 - South		
		Left	Thru	Right	Left	Thru	Right	Left	Thru	Right	Left	Thru	Right	Left	Thru	Right	Left	Thru	Right	Left	Thru	Right	Left	Thru	Right
Light	2019	568	24	44	73	686	284	3	1	22	88	1194	25	478	9	19	83	1202	691	28	19	153	63	752	29
	Dev	8	0	0	0	125	0	0	0	0	0	14	1	1	0	0	0	14	0	0	0	0	0	125	8
	2019+Dev	576	24	44	73	810	284	3	1	22	88	1208	26	479	9	19	83	1216	691	28	19	153	63	877	37
	Cummulative																								
	Cummulative+2019	568	24	44	73	686	284	3	1	22	88	1194	25	478	9	19	83	1202	691	28	19	153	63	752	29
Heavy	2019	11	1	1	1	45	6	3	0	6	1	61	0	3	0	0	3	19	11	1	0	0	0	15	0
	Dev	0	0	0	0	3	0	0	0	0	0	3	0	0	0	0	0	3	0	0	0	0	0	3	0
	2019+Dev	11	1	1	1	48	6	3	0	6	1	64	0	3	0	0	3	22	11	1	0	0	0	18	0
	Cummulative																								
	Cummulative+2019	11	1	1	1	45	6	3	0	6	1	61	0	3	0	0	3	19	11	1	0	0	0	15	0
2032		AM Peak												PM Peak											
		Approach 1 - West			Approach 2 - North			Approach 3 - East			Approach 4 - South			Approach 1 - West			Approach 2 - North			Approach 3 - East			Approach 4 - South		
		Left	Thru	Right	Left	Thru	Right	Left	Thru	Right	Left	Thru	Right	Left	Thru	Right	Left	Thru	Right	Left	Thru	Right	Left	Thru	Right
Light	2032	647	30	50	86	806	333	3	2	26	104	1403	29	544	10	22	97	1413	813	32	23	180	74	884	34
	Dev	0	0	0	0	96	0	0	0	0	0	11	0	0	0	0	0	10.625	0	0	0	0	0	95.625	0
	2032+Dev	647	30	50	86	902	333	3	2	26	104	1414	29	544	10	22	97	1424	813	32	23	180	74	979	34
	Cummulative																								
	Cummulative+2032	647	30	50	86	806	333	3	2	26	104	1403	29	544	10	22	97	1413	813	32	23	180	74	884	34
Heavy	2032	13	2	2	2	53	6	3	0	6	2	71	0	3	0	0	3	23	13	2	0	0	0	18	0
	Dev	0	0	0	0	2	0	0	0	0	0	2	0	0	0	0	0	1.68874908	0	0	0	0	0	1.68874908	0
	2032+Dev	13	2	2	2	55	6	3	0	6	2	73	0	3	0	0	3	24	13	2	0	0	0	19	0
	Cummulative																								
	Cummulative+2032	13	2	2	2	53	6	3	0	6	2	71	0	3	0	0	3	23	13	2	0	0	0	18	0

Existing Layout

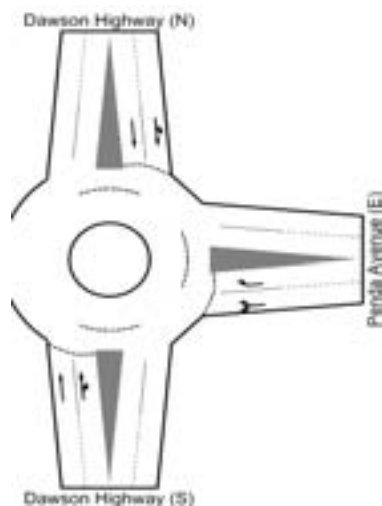


New Layout

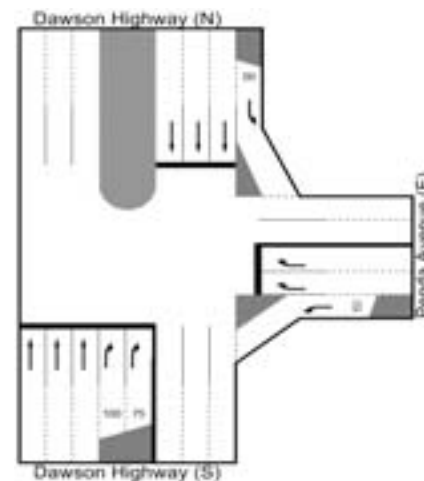


2010		AM Peak												PM Peak											
		Approach 1			Approach 2 - North			Approach 3 - East			Approach 4 - South			Approach 1			Approach 2 - North			Approach 3 - East			Approach 4 - South		
		Left	Thru	Right	Left	Thru	Right	Left	Thru	Right	Left	Thru	Right	Left	Thru	Right	Left	Thru	Right	Left	Thru	Right	Left	Thru	Right
Light	2010				222	576		259		632		1328	79				678	1254		258		322		701	170
	Dev				0	0		0		0		0	0				0	0		0		0		0	0
	2010+Dev	0	0	0	222	576	0	259	0	632	0	1328	79	0	0	0	678	1254	0	258	0	322	0	701	170
	Cummulative																								
	Cummulative+2010	0	0	0	222	576	0	259	0	632	0	1328	79	0	0	0	678	1254	0	258	0	322	0	701	170
Heavy	2010				14	50		9		16		54	5				8	29		0		2		16	0
	Dev				0	1		0		0		1	0				0	1		0		0		1	0
	2010+Dev	0	0	0	14	50	0	9	0	16	0	55	5	0	0	0	8	30	0	0	0	2	0	16	0
	Cummulative																								
	Cummulative+2010	0	0	0	14	50	0	9	0	16	0	54	5	0	0	0	8	29	0	0	0	2	0	16	0
2013		AM Peak												PM Peak											
		Approach 1			Approach 2 - North			Approach 3 - East			Approach 4 - South			Approach 1			Approach 2 - North			Approach 3 - East			Approach 4 - South		
		Left	Thru	Right	Left	Thru	Right	Left	Thru	Right	Left	Thru	Right	Left	Thru	Right	Left	Thru	Right	Left	Thru	Right	Left	Thru	Right
Light	2013				241	627		282		687		1444	86				737	1364		281		350		762	185
	Dev				2	8		0		0		70	0				16	70		0		0		8	0
	2013 + Dev	0	0	0	243	634	0	282	0	687	0	1514	86	0	0	0	753	1434	0	281	0	350	0	770	185
	Cummulative																								
	Cummulative+2013	0	0	0	241	627	0	282	0	687	0	1444	86	0	0	0	737	1364	0	281	0	350	0	762	185
Heavy	2013				15	54		10		17		59	5				9	32		0		2		17	0
	Dev				0	3		0		0		3	0				0	3		0		0		3	0
	2013 + Dev	0	0	0	15	57	0	10	0	17	0	62	5	0	0	0	9	35	0	0	0	2	0	20	0
	Cummulative																								
	Cummulative+2013	0	0	0	15	54	0	10	0	17	0	59	5	0	0	0	9	32	0	0	0	2	0	17	0
2019		AM Peak												PM Peak											
		Approach 1			Approach 2 - North			Approach 3 - East			Approach 4 - South			Approach 1			Approach 2 - North			Approach 3 - East			Approach 4 - South		
		Left	Thru	Right	Left	Thru	Right	Left	Thru	Right	Left	Thru	Right	Left	Thru	Right	Left	Thru	Right	Left	Thru	Right	Left	Thru	Right
Light	2019				277	720		324		790		1660	99				848	1568		323		402		876	212
	Dev				2	15		0		0		132	0				16	132		0		0		15	0
	2019+Dev	0	0	0	279	735	0	324	0	790	0	1792	99	0	0	0	863	1700	0	323	0	402	0	891	212
	Cummulative																								
	Cummulative+2019	0	0	0	277	720	0	324	0	790	0	1660	99	0	0	0	848	1568	0	323	0	402	0	876	212
Heavy	2019				17	62		11		20		68	6				10	37		0		3		20	0
	Dev				0	3		0		0		3	0				0	3		0		0		3	0
	2019+Dev	0	0	0	17	66	0	11	0	20	0	71	6	0	0	0	10	40	0	0	0	3	0	23	0
	Cummulative																								
	Cummulative+2019	0	0	0	17	62	0	11	0	20	0	68	6	0	0	0	10	37	0	0	0	3	0	20	0
2032		AM Peak												PM Peak											
		Approach 1			Approach 2 - North			Approach 3 - East			Approach 4 - South			Approach 1			Approach 2 - North			Approach 3 - East			Approach 4 - South		
		Left	Thru	Right	Left	Thru	Right	Left	Thru	Right	Left	Thru	Right	Left	Thru	Right	Left	Thru	Right	Left	Thru	Right	Left	Thru	Right
Light	2032				323	840		378		921		1936	116				989	1829		376		469		1022	248
	Dev				0	11		0		0		96	0				0	95.625		0		0		10.625	0
	2032+Dev	0	0	0	323	851	0	378	0	921	0	2032	116	0	0	0	989	1924	0	376	0	469	0	1032	248
	Cummulative																								
	Cummulative+2032	0	0	0	323	840	0	378	0	921	0	1936	116	0	0	0	989	1829	0	376	0	469	0	1022	248
Heavy	2032				20	73		13		23		79	7				12	43		0		3		23	0
	Dev				0	2		0		0		2	0				0	2		0		0		2	0
	2032+Dev	0	0	0	20	74	0	13	0	23	0	81	7	0	0	0	12	45	0	0	0	3	0	25	0
	Cummulative																								
	Cummulative+2032	0	0	0	20	73	0	13	0	23	0	79	7	0	0	0	12	43	0	0	0	3	0	23	0

Existing Layout

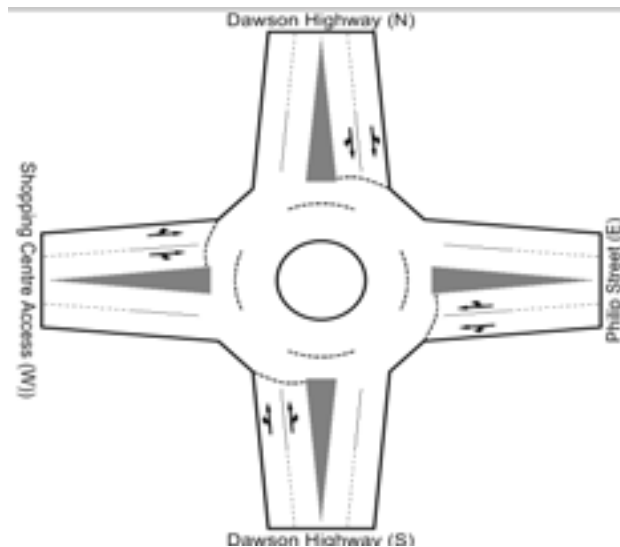


New Layout

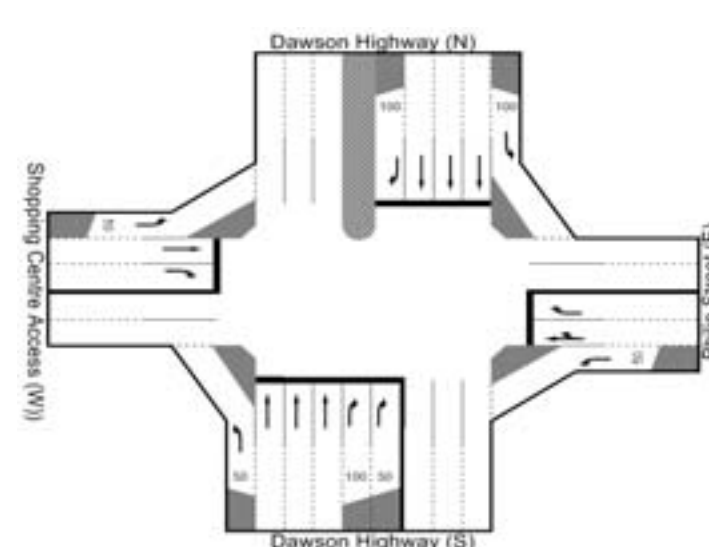


2010		AM Peak												PM Peak											
		Approach 1 - North			Approach 2 - East			Approach 3 - South			Approach 4 - West			Approach 1 - North			Approach 2 - East			Approach 3 - South			Approach 4 - West		
		Left	Thru	Right	Left	Thru	Right	Left	Thru	Right	Left	Thru	Right	Left	Thru	Right	Left	Thru	Right	Left	Thru	Right	Left	Thru	Right
Light	2010	198	458	69	421	47	308	89	967	604	90	32	31	262	978	67	661	90	290	53	515	479	147	81	126
	Dev	0	0	0	0	0	0	0	0	0	0	0	0	0	0	0	0	0	0	0	0	0	0	0	0
	2010+Dev	198	458	69	421	47	308	89	967	604	90	32	31	262	978	67	661	90	290	53	515	479	147	81	126
	Cummulative																								
	Cummulative+2010	198	458	69	421	47	308	89	967	604	90	32	31	262	978	67	661	90	290	53	515	479	147	81	126
Heavy	2010	21	32	3	14	5	15	1	44	14	4	2	1	13	21	2	14	0	6	0	51	10	1	1	0
	Dev	0	1	0	0	0	0	0	0.62009443	0	0	0	0	0	1	0	0	0	0	0	0.62009443	0	0	0	0
	2010+Dev	21	32	3	14	5	15	1	45	14	4	2	1	13	21	2	14	0	6	0	52	10	1	1	0
	Cummulative																								
	Cummulative+2010	21	32	3	14	5	15	1	44	14	4	2	1	13	21	2	14	0	6	0	51	10	1	1	0
2013		AM Peak												PM Peak											
		Approach 1 - North			Approach 2 - East			Approach 3 - South			Approach 4 - West			Approach 1 - North			Approach 2 - East			Approach 3 - South			Approach 4 - West		
		Left	Thru	Right	Left	Thru	Right	Left	Thru	Right	Left	Thru	Right	Left	Thru	Right	Left	Thru	Right	Left	Thru	Right	Left	Thru	Right
Light	2013	205	475	71	437	49	319	93	1003	626	94	33	32	272	1014	69	686	94	301	55	534	497	152	84	131
	Dev	4	10	0	0	0	32	0	86.17	0	0	0	0	32	86	0	0	0	4	0	9.57444444	0	0	0	0
	2013 + Dev	209	485	71	437	49	351	93	1089	626	94	33	32	304	1101	69	686	94	304	55	543	497	152	84	131
	Cummulative																								
	Cummulative+2013	205	475	71	437	49	319	93	1003	626	94	33	32	272	1014	69	686	94	301	55	534	497	152	84	131
Heavy	2013	21	33	3	15	5	16	1	46	15	4	2	1	14	21	2	15	0	6	0	53	11	1	1	0
	Dev	0	3	0	0	0	0	0	3.02348371	0	0	0	0	0	3	0	0	0	0	0	3.02348371	0	0	0	0
	2013 + Dev	21	36	3	15	5	16	1	49	15	4	2	1	14	24	2	15	0	6	0	56	11	1	1	0
	Cummulative																								
	Cummulative+2013	21	33	3	15	5	16	1	46	15	4	2	1	14	21	2	15	0	6	0	53	11	1	1	0
2019		AM Peak												PM Peak											
		Approach 1 - North			Approach 2 - East			Approach 3 - South			Approach 4 - West			Approach 1 - North			Approach 2 - East			Approach 3 - South			Approach 4 - West		
		Left	Thru	Right	Left	Thru	Right	Left	Thru	Right	Left	Thru	Right	Left	Thru	Right	Left	Thru	Right	Left	Thru	Right	Left	Thru	Right
Light	2019	220	509	76	468	52	342	99	1074	671	100	35	34	291	1086	74	734	100	322	59	572	532	163	90	140
	Dev	4	16	0	0	0	32	0	148	0	0	0	0	32	148	0	0	0	4	0	16	0	0	0	0
	2019+Dev	223	525	76	468	52	373	99	1222	671	100	35	34	323	1234	74	734	100	326	59	588	532	163	90	140
	Cummulative																								
	Cummulative+2019	220	509	76	468	52	342	99	1074	671	100	35	34	291	1086	74	734	100	322	59	572	532	163	90	140
Heavy	2019	23	35	3	16	6	17	1	49	16	5	2	1	15	23	2	16	0	7	0	57	11	1	1	0
	Dev	0	3	0	0	0	0	0	3	0	0	0	0	0	3	0	0	0	0	0	3	0	0	0	0
	2019+Dev	23	39	3	16	6	17	1	52	16	5	2	1	15	26	2	16	0	7	0	60	11	1	1	0
	Cummulative																								
	Cummulative+2019	23	35	3	16	6	17	1	49	16	5	2	1	15	23	2	16	0	7	0	57	11	1	1	0
2032		AM Peak												PM Peak											
		Approach 1 - North			Approach 2 - East			Approach 3 - South			Approach 4 - West			Approach 1 - North			Approach 2 - East			Approach 3 - South			Approach 4 - West		
		Left	Thru	Right	Left	Thru	Right	Left	Thru	Right	Left	Thru	Right	Left	Thru	Right	Left	Thru	Right	Left	Thru	Right	Left	Thru	Right
Light	2032	250	580	87	533	60	389	113	1223	764	114	40	39	332	1237	84	836	114	367	67	651	606	185	102	160
	Dev	0	11	0	0	0	0	0	95.625	0	0	0	0	0	96	0	0	0	0	0	10.625	0	0	0	0
	2032+Dev	250	590	87	533	60	389	113	1319	764	114	40	39	332	1333	84	836	114	367	67	662	606	185	102	160
	Cummulative																								
	Cummulative+2032	250	580	87	533	60	389	113	1223	764	114	40	39	332	1237	84	836	114	367	67	651	606	185	102	160
Heavy	2032	26	40	4	18	6	19	1	56	18	5	3	1	17	26	3	18	0	8	0	65	13	1	1	0
	Dev	0	2	0	0	0	0	0	1.68874908	0	0	0	0	0	2	0	0	0	0	0	1.68874908	0	0	0	0
	2032+Dev	26	42	4	18	6	19	1	57	18	5	3	1	17	28	3	18	0	8	0	67	13	1	1	0
	Cummulative																								
	Cummulative+2032	26	40	4	18	6	19	1	56	18	5	3	1	17	26	3	18	0	8	0	65	13	1	1	0

Existing Layout

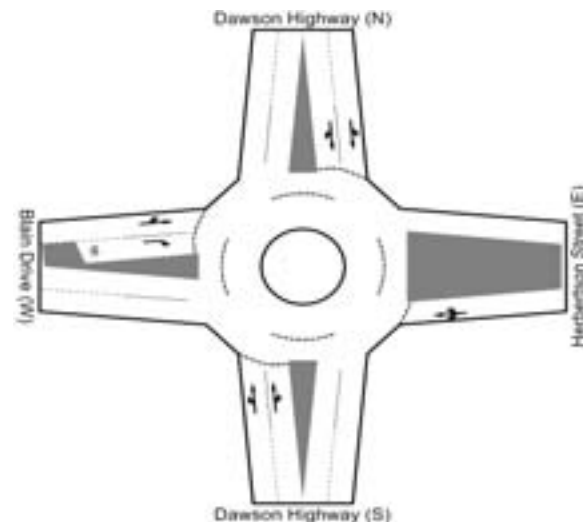


New Layout

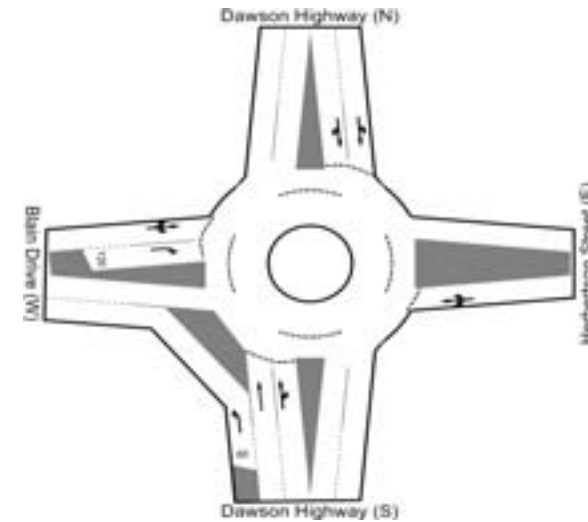


2010		AM Peak												PM Peak											
		Approach 1 - North			Approach 2 - East			Approach 3 - South			Approach 4			Approach 1 - North			Approach 2 - East			Approach 3 - South			Approach 4		
		Left	Thru	Right	Left	Thru	Right	Left	Thru	Right	Left	Thru	Right	Left	Thru	Right	Left	Thru	Right	Left	Thru	Right	Left	Thru	Right
Light	2010	43	572	1	55	98	224	260	1138	10	18	22	162	52	960	5	29	23	45	80	690	7	23	73	670
	Dev	0	0	0	0	0	0	0	0	0	0	0	0	0	0	0	0	0	0	0	0	0	0	0	0
	2010+Dev	43	572	1	55	98	224	260	1138	10	18	22	162	52	960	5	29	23	45	80	690	7	23	73	670
	Cummulative	0	0	0	0	0	0	40	0	0	0	0	2	0	0	0	0	0	0	21	0	0	0	0	39
	Cummulative+2010	43	572	1	55	98	224	300	1138	10	18	22	164	52	960	5	29	23	45	101	690	7	23	73	709
Heavy	2010	5	47	3	3	4	5	24	31	2	6	2	27	0	6	1	0	0	0	18	13	0	1	1	0
	Dev	0	1	0	0	0	0	0	1	0	0	0	0	0	1	0	0	0	0	1	0	0	0	0	0
	2010+Dev	5	48	3	3	4	5	24	32	2	6	2	27	0	7	1	0	0	0	18	13	0	1	1	0
	Cummulative	0	12	0	0	0	0	5	12	0	0	0	5	0	12	0	0	0	0	6	12	0	0	0	6
	Cummulative+2010	5	59	3	3	4	5	29	43	2	6	2	32	0	18	1	0	0	0	24	24	0	1	1	6
2013		AM Peak												PM Peak											
		Approach 1 - North			Approach 2 - East			Approach 3 - South			Approach 4			Approach 1 - North			Approach 2 - East			Approach 3 - South			Approach 4		
		Left	Thru	Right	Left	Thru	Right	Left	Thru	Right	Left	Thru	Right	Left	Thru	Right	Left	Thru	Right	Left	Thru	Right	Left	Thru	Right
Light	2013	44	590	1	57	101	231	267	1173	11	18	23	166	54	989	5	30	24	46	83	711	8	24	75	691
	Dev	0	0	24	0	0	0	117.67	0	0	3	0	13	0	0	3	0	0	0	13.0744444	0	0	24	0	118
	2013 + Dev	44	590	25	57	101	231	385	1173	11	21	23	180	54	989	8	30	24	46	96	711	8	47	75	808
	Cummulative	0	33	24	0	0	0	432	295	0	3	0	15	0	295	3	0	0	0	34	33	0	24	0	157
	Cummulative+2013	44	622	25	57	101	231	699	1468	11	21	23	182	54	1284	8	30	24	46	117	744	8	47	75	847
Heavy	2013	5	48	3	3	4	5	25	32	2	6	2	28	0	6	1	0	0	0	18	13	0	1	1	0
	Dev	0	3	0	0	0	0	0.42	2.60348371	0	0	0	0	0	3	0	0	0	0	0.42	2.60348371	0	0	0	0
	2013 + Dev	5	51	3	3	4	5	25	35	2	6	2	28	0	9	1	0	0	0	19	15	0	1	1	0
	Cummulative	0																							
	Cummulative+2013	5	48	3	3	4	5	25	32	2	6	2	28	0	6	1	0	0	0	18	13	0	1	1	0
2019		AM Peak												PM Peak											
		Approach 1 - North			Approach 2 - East			Approach 3 - South			Approach 4			Approach 1 - North			Approach 2 - East			Approach 3 - South			Approach 4		
		Left	Thru	Right	Left	Thru	Right	Left	Thru	Right	Left	Thru	Right	Left	Thru	Right	Left	Thru	Right	Left	Thru	Right	Left	Thru	Right
Light	2019	47	625	1	60	107	245	284	1243	11	19	24	176	57	1049	6	32	25	49	88	754	8	25	80	732
	Dev	0	0	24	0	0	0	180	0	0	3	0	20	0	0	3	0	0	0	20	0	0	24	0	180
	2019+Dev	47	625	25	60	107	245	463	1243	11	22	24	196	57	1049	8	32	25	49	108	754	8	49	80	912
	Cummulative	0	40	24	0	0	0	320	360	0	3	0	48	0	360	3	0	0	0	47	40	0	24	0	309
	Cummulative+2019	47	665	25	60	107	245	603	1604	11	22	24	224	57	1409	8	32	25	49	135	794	8	49	80	1041
Heavy	2019	6	51	3	3	5	6	26	34	2	7	2	30	0	7	1	0	0	0	19	14	0	1	1	0
	Dev	0	3	0	0	0	0	0	3	0	0	0	0	0	3	0	0	0	0	0	3	0	0	0	0
	2019+Dev	6	54	3	3	5	6	27	37	2	7	2	30	0	10	1	0	0	0	20	17	0	1	1	0
	Cummulative	0	11	0	0	0	0	7	11	0	0	0	7	0	11	0	0	0	0	8	11	0	0	0	7
	Cummulative+2019	6	62	3	3	5	6	34	45	2	7	2	37	0	18	1	0	0	0	28	25	0	1	1	7
2032		AM Peak												PM Peak											
		Approach 1 - North			Approach 2 - East			Approach 3 - South			Approach 4			Approach 1 - North			Approach 2 - East			Approach 3 - South			Approach 4		
		Left	Thru	Right	Left	Thru	Right	Left	Thru	Right	Left	Thru	Right	Left	Thru	Right	Left	Thru	Right	Left	Thru	Right	Left	Thru	Right
Light	2032	53	712	1	69	122	279	323	1416	13	22	27	201	65	1194	6	36	29	56	100	858	9	29	91	834
	Dev	0	0	0	0	0	0	95.625	0	0	0	0	11	0	0	0	0	0	0	10.625	0	0	0	0	96
	2032+Dev	53	712	1	69	122	279	419	1416	13	22	27	212	65	1194	6	36	29	56	110	858	9	29	91	929
	Cummulative	0	11	0	0	0	0	585	100	0	0	0	41	0	100	0	0	0	0	41	11	0	0	0	236
	Cummulative+2032	53	723	1	69	122	279	908	1517	13	22	27	242	65	1295	6	36	29	56	140	870	9	29	91	1069
Heavy	2032	6	58	4	4	5	6	30	39	3	8	3	34	0	8	1	0	0	0	22	16	0	1	1	0
	Dev	0	2	0	0	0	0	0	2	0	0	0	0	0	2	0	0	0	0	1.68874908	0	0	0	0	0
	2032+Dev	6	60	4	4	5	6	30	41	3	8	3	34	0	9	1	0	0	0	22	17	0	1	1	0
	Cummulative	0	4	0	0	0	0	4	4	0	0	0	3	0	4	0	0	0	0	4	4	0	0	0	4
	Cummulative+2032	6	63	4	4	5	6	34	43	3	8	3	37	0	12	1	0	0	0	26	20	0	1	1	4

Existing Layout

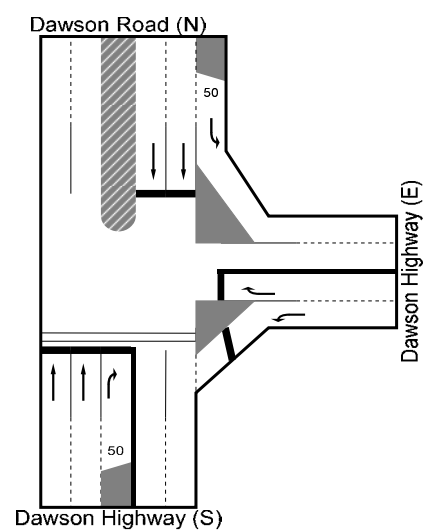


New Layout



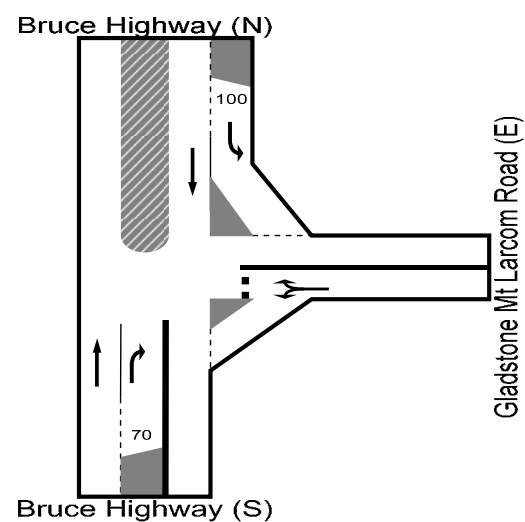
2010		AM Peak												PM Peak											
		Approach 1			Approach 2			Approach 3			Approach 4			Approach 1			Approach 2			Approach 3			Approach 4		
		Left	Thru	Right	Left	Thru	Right	Left	Thru	Right	Left	Thru	Right	Left	Thru	Right	Left	Thru	Right	Left	Thru	Right	Left	Thru	Right
Light	2010	148	410		225		269		832	207				178	758		249		195		652	211			
	Dev	0	0		0		0		0	0				0	0		0		0		0	0			
	2010+Dev	148	410	0	225	0	269	0	832	207	0	0	0	178	758	0	249	0	195	0	652	211	0	0	0
	Cummulative	0	0		0		0		0	0				0	0		0		0		0	0			
	Cummulative+2010	148	410	0	225	0	269	0	832	207	0	0	0	178	758	0	249	0	195	0	652	211	0	0	0
Heavy	2010	8	21		17		4		28	8				3	24		9		3		11	15			
	Dev	0	1	0	0	0	0	0	0.62009443	0	0	0	0	0.2	0.62009443	0	0	0	0.2	0	0.62009443	0			
	2010+Dev	8	21	0	17	0	4	0	28	8	0	0	0	3	24	0	9	0	3	0	12	15	0	0	0
	Cummulative	10	12		0		10		12	0				10	12		0		10		12	0			
	Cummulative+2010	18	33	0	17	0	14	0	40	8	0	0	0	13	36	0	9	0	13	0	23	15	0	0	0
2013		AM Peak												PM Peak											
		Approach 1			Approach 2			Approach 3			Approach 4			Approach 1			Approach 2			Approach 3			Approach 4		
		Left	Thru	Right	Left	Thru	Right	Left	Thru	Right	Left	Thru	Right	Left	Thru	Right	Left	Thru	Right	Left	Thru	Right	Left	Thru	Right
Light	2013	152	422		232		277		858	214				184	781		256		201		672	218			
	Dev	0	0		24		0		0	2.625				0	0		2.625		0		0	23.625			
	2013 + Dev	152	422	0	255	0	277	0	858	216	0	0	0	184	781	0	259	0	201	0	672	242	0	0	0
	Cummulative	9	33		24		84		295	3				84	295		3		9		33				
	Cummulative+2013	161	455	0	255	0	362	0	1153	216	0	0	0	268	1077	0	259	0	210	0	705	218	0	0	0
Heavy	2013	9	21		17		4		29	9				3	24		10		3		12	16			
	Dev	0	3	0	0	0	0	0	2.60348371	0	0	0	0	0	2.60348371	0	0	0	0	0	2.60348371	24			
	2013 + Dev	9	24	0	17	0	4	0	31	9	0	0	0	3	27	0	10	0	3	0	14	40	0	0	0
	Cummulative	0	10		0		0		10	0				0	10		0		0		10	0			
	Cummulative+2013	9	32	0	17	0	4	0	39	9	0	0	0	3	35	0	10	0	3	0	22	16	0	0	0
2019		AM Peak												PM Peak											
		Approach 1			Approach 2			Approach 3			Approach 4			Approach 1			Approach 2			Approach 3			Approach 4		
		Left	Thru	Right	Left	Thru	Right	Left	Thru	Right	Left	Thru	Right	Left	Thru	Right	Left	Thru	Right	Left	Thru	Right	Left	Thru	Right
Light	2019	161	448		246		294		910	227				195	829		272		213		712	231			
	Dev	0	0		24		0		0	3				0	0		3		0		0	24			
	2019+Dev	161	448	0	269	0	294	0	910	229	0	0	0	195	829	0	274	0	213	0	712	255	0	0	0
	Cummulative	11	40		24		103		360	3				103	360		3		11		40	24			
	Cummulative+2019	173	488	0	269	0	397	0	1270	229	0	0	0	298	1189	0	274	0	225	0	753	255	0	0	0
Heavy	2019	9	23		18		5		30	9				3	26		10		3		12	17			
	Dev	0	3	0	0	0	0	0	3	0	0	0	0	0	3	0	0	0	0	0	3	0			
	2019+Dev	9	26	0	18	0	5	0	33	9	0	0	0	3	29	0	10	0	3	0	15	17	0	0	0
	Cummulative	0	11		0		0		11	0				0	11		0		0		11	0			
	Cummulative+2019	9	34	0	18	0	5	0	42	9	0	0	0	3	37	0	10	0	3	0	24	17	0	0	0
2032		AM Peak												PM Peak											
		Approach 1			Approach 2			Approach 3			Approach 4			Approach 1			Approach 2			Approach 3			Approach 4		
		Left	Thru	Right	Left	Thru	Right	Left	Thru	Right	Left	Thru	Right	Left	Thru	Right	Left	Thru	Right	Left	Thru	Right	Left	Thru	Right
Light	2032	184	510		280		335		1036	258				222	944		309		243		811	263			
	Dev	0	0		0		0		0	0				0	0		0		0		0	0			
	2032+Dev	184	510	0	280	0	335	0	1036	258	0	0	0	222	944	0	309	0	243	0	811	263	0	0	0
	Cummulative	3	11		0		29		100	0				29	100		0		3		11	0			
	Cummulative+2032	187	521	0	280	0	364	0	1137	258	0	0	0	251	1044	0	309	0	246	0	823	263	0	0	0
Heavy	2032	10	26		21		5		35	10				4	30		12		4		14	19			
	Dev	0	2	0	0	0	0	0	1.68874908	0	0	0	0	0	1.68874908	0	0	0	0	0	1.68874908	0			
	2032+Dev	10	27	0	21	0	5	0	36	10	0	0	0	4	31	0	12	0	4	0	16	19	0	0	0
	Cummulative	0	4		0		0		4	0				0	4		0		0		4	0			
	Cummulative+2032	10	30	0	21	0	5	0	39	10	0	0	0	4	34	0	12	0	4	0	18	19	0	0	0

Existing Layout

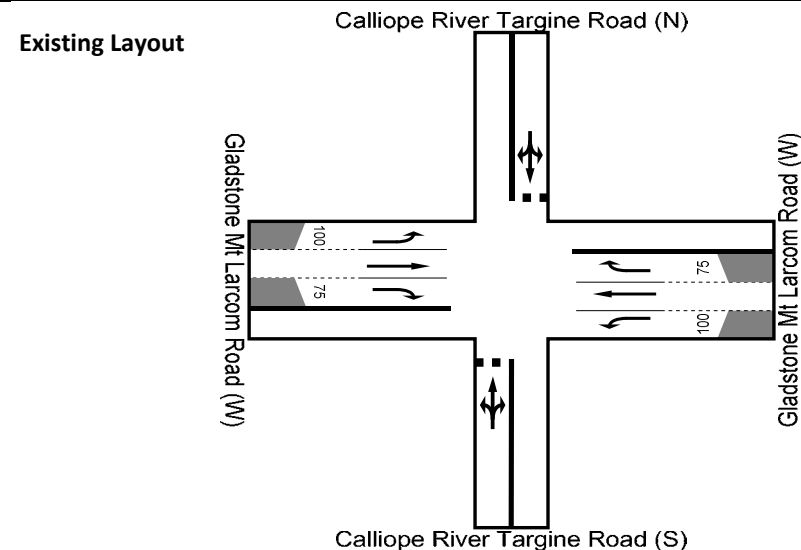


2010		AM Peak												PM Peak											
		Approach 1			Approach 2			Approach 3			Approach 4			Approach 1			Approach 2			Approach 3			Approach 4		
		Left	Thru	Right	Left	Thru	Right	Left	Thru	Right	Left	Thru	Right	Left	Thru	Right	Left	Thru	Right	Left	Thru	Right	Left	Thru	Right
Light	2010	109	70		2		84		53	6				60	59		3		84		88	7			
	Dev	0	0		0		0		0	0				0	0		0		0		0	0			
	2010+Dev	109	70	0	2	0	84	0	53	6	0	0	0	60	59	0	3	0	84	0	88	7	0	0	0
	Cummulative																								
	Cummulative+2010	109	70	0	2	0	84	0	53	6	0	0	0	60	59	0	3	0	84	0	88	7	0	0	0
Heavy	2010	34	50		1		33		24	0				33	34		1		29		21	0			
	Dev	0	0		0		0		0	0				0	0		0		0		0	0			
	2010+Dev	34	50	0	1	0	33	0	24	0	0	0	0	33	34	0	1	0	29	0	21	0	0	0	0
	Cummulative																								
	Cummulative+2010	34	50	0	1	0	33	0	24	0	0	0	0	33	34	0	1	0	29	0	21	0	0	0	0
2013		AM Peak												PM Peak											
		Approach 1			Approach 2			Approach 3			Approach 4			Approach 1			Approach 2			Approach 3			Approach 4		
		Left	Thru	Right	Left	Thru	Right	Left	Thru	Right	Left	Thru	Right	Left	Thru	Right	Left	Thru	Right	Left	Thru	Right	Left	Thru	Right
Light	2013	123	79		3		98		60	6				68	67		4		98		101	8			
	Dev	15	0		0		2		0	0				1.71111111	0		0		15.4		0	0			
	2013 + Dev	139	79	0	3	0	100	0	60	6	0	0	0	70	67	0	4	0	113	0	101	8	0	0	0
	Cummulative																								
	Cummulative+2013	123	79	0	3	0	98	0	60	6	0	0	0	68	67	0	4	0	98	0	101	8	0	0	0
Heavy	2013	38	57		1		38		28	0				37	38		1		33		24	0			
	Dev	0	0		0		0		0	0				0	0		0		0		0	0			
	2013 + Dev	38	57	0	1	0	38	0	28	0	0	0	0	37	38	0	1	0	33	0	24	0	0	0	0
	Cummulative																								
	Cummulative+2013	38	57	0	1	0	38	0	28	0	0	0	0	37	38	0	1	0	33	0	24	0	0	0	0
2019		AM Peak												PM Peak											
		Approach 1			Approach 2			Approach 3			Approach 4			Approach 1			Approach 2			Approach 3			Approach 4		
		Left	Thru	Right	Left	Thru	Right	Left	Thru	Right	Left	Thru	Right	Left	Thru	Right	Left	Thru	Right	Left	Thru	Right	Left	Thru	Right
Light	2019	149	96		3		126		75	8				82	81		5		126		125	9			
	Dev	15	0		0		2		0	0				2	0		0		15		0	0			
	2019+Dev	165	96	0	3	0	128	0	75	8	0	0	0	84	81	0	5	0	142	0	125	9	0	0	0
	Cummulative																								
	Cummulative+2019	149	96	0	3	0	126	0	75	8	0	0	0	82	81	0	5	0	126	0	125	9	0	0	0
Heavy	2019	46	69		2		48		34	0				45	46		2		42		30	0			
	Dev	0	0		0		0		0	0				0	0		0		0		0	0			
	2019+Dev	46	69	0	2	0	48	0	34	0	0	0	0	45	46	0	2	0	42	0	30	0	0	0	0
	Cummulative																								
	Cummulative+2019	46	69	0	2	0	48	0	34	0	0	0	0	45	46	0	2	0	42	0	30	0	0	0	0
2032		AM Peak												PM Peak											
		Approach 1			Approach 2			Approach 3			Approach 4			Approach 1			Approach 2			Approach 3			Approach 4		
		Left	Thru	Right	Left	Thru	Right	Left	Thru	Right	Left	Thru	Right	Left	Thru	Right	Left	Thru	Right	Left	Thru	Right	Left	Thru	Right
Light	2032	189	121		4		165		97	10				104	102		7		165		161	12			
	Dev	0	0		0		0		0	0				0	0		0		0		0	0			
	2032+Dev	189	121	0	4	0	165	0	97	10	0	0	0	104	102	0	7	0	165	0	161	12	0	0	0
	Cummulative																								
	Cummulative+2032	189	121	0	4	0	165	0	97	10	0	0	0	104	102	0	7	0	165	0	161	12	0	0	0
Heavy	2032	58	87		2		64		44	0				57	58		2		55		38	0			
	Dev	0	0		0		0		0	0				0	0		0		0		0	0			
	2032+Dev	58	87	0	2	0	64	0	44	0	0	0	0	57	58	0	2	0	55	0	38	0	0	0	0
	Cummulative																								
	Cummulative+2032	58	87	0	2	0	64	0	44	0	0	0	0	57	58	0	2	0	55	0	38	0	0	0	0

Existing Layout

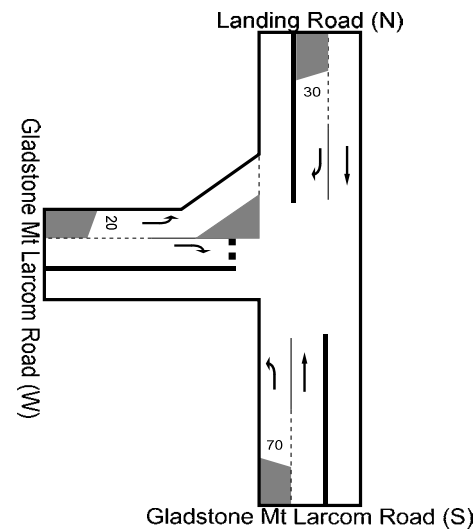


2010		AM Peak												PM Peak											
		Approach 1			Approach 2			Approach 3			Approach 4			Approach 1			Approach 2			Approach 3			Approach 4		
		Left	Thru	Right	Left	Thru	Right	Left	Thru	Right	Left	Thru	Right	Left	Thru	Right	Left	Thru	Right	Left	Thru	Right	Left	Thru	Right
Light	2010	7	9	1	20	94	1	8	9	34	1	157	9	6	4	2	55	140	20	1	6	13	0	89	14
	Dev	0	0	0	0	0	0	0	0	0	0	0	0	0	0	0	0	0	0	0	0	0	0	0	0
	2010+Dev	7	9	1	20	94	1	8	9	34	1	157	9	6	4	2	55	140	20	1	6	13	0	89	14
	Cummulative																								
	Cummulative+2010	7	9	1	20	94	1	8	9	34	1	157	9	6	4	2	55	140	20	1	6	13	0	89	14
Heavy	2010	0	0	1	7	27	0	2	2	2	0	81	2	2	1	1	1	14	1	0	0	4	0	12	6
	Dev	0	0	0	0	0	0	0	0	0	0	0	0	0	0	0	0.45	0	0	0	0	0	0	0	0
	2010+Dev	0	0	1	7	27	0	2	2	2	0	81	2	2	1	1	1	14	1	0	0	4	0	12	6
	Cummulative																								
	Cummulative+2010	0	0	1	7	27	0	2	2	2	0	81	2	2	1	1	1	14	1	0	0	4	0	12	6
2013		AM Peak												PM Peak											
		Approach 1			Approach 2			Approach 3			Approach 4			Approach 1			Approach 2			Approach 3			Approach 4		
		Left	Thru	Right	Left	Thru	Right	Left	Thru	Right	Left	Thru	Right	Left	Thru	Right	Left	Thru	Right	Left	Thru	Right	Left	Thru	Right
Light	2013	8	10	1	23	108	1	9	10	35	1	180	10	6	4	2	62	160	23	1	6	13	0	102	16
	Dev	0	0	0	0	2	0	0	0	0	0	15	0	0	0	0	0	15.4	0	0	0	0	0	1.711111	0
	2013 + Dev	8	10	1	23	110	1	9	10	35	1	196	10	6	4	2	62	176	23	1	6	13	0	104	16
	Cummulative																								
	Cummulative+2013	8	10	1	23	108	1	9	10	35	1	180	10	6	4	2	62	160	23	1	6	13	0	102	16
Heavy	2013	0	0	1	9	31	0	2	2	2	0	92	3	2	1	1	1	16	1	0	0	4	0	14	7
	Dev	0	0	0	2	0	0	0	0	0	0	0	0	0	0	0	2.14444521	0	0	0	0	0	0	0	0
	2013 + Dev	0	0	1	11	31	0	2	2	2	0	92	3	2	1	1	4	16	1	0	0	4	0	14	7
	Cummulative																								
	Cummulative+2013	0	0	1	9	31	0	2	2	2	0	92	3	2	1	1	1	16	1	0	0	4	0	14	7
2019		AM Peak												PM Peak											
		Approach 1			Approach 2			Approach 3			Approach 4			Approach 1			Approach 2			Approach 3			Approach 4		
		Left	Thru	Right	Left	Thru	Right	Left	Thru	Right	Left	Thru	Right	Left	Thru	Right	Left	Thru	Right	Left	Thru	Right	Left	Thru	Right
Light	2019	8	10	1	28	134	2	9	10	38	2	223	12	7	5	2	77	199	28	1	7	14	0	127	19
	Dev	0	0	0	0	2	0	0	0	0	0	15	0	0	0	0	0	15	0	0	0	0	0	2	0
	2019+Dev	8	10	1	28	135	2	9	10	38	2	239	12	7	5	2	77	214	28	1	7	14	0	128	19
	Cummulative																								
	Cummulative+2019	8	10	1	28	134	2	9	10	38	2	223	12	7	5	2	77	199	28	1	7	14	0	127	19
Heavy	2019	0	0	1	11	39	0	2	2	2	0	114	4	2	1	1	2	19	2	0	0	5	0	18	9
	Dev	0	0	0	2	0	0	0	0	0	0	0	0	0	0	0	2	0	0	0	0	0	0	0	0
	2019+Dev	0	0	1	13	39	0	2	2	2	0	114	4	2	1	1	4	19	2	0	0	5	0	18	9
	Cummulative																								
	Cummulative+2019	0	0	1	11	39	0	2	2	2	0	114	4	2	1	1	2	19	2	0	0	5	0	18	9
2032		AM Peak												PM Peak											
		Approach 1			Approach 2			Approach 3			Approach 4			Approach 1			Approach 2			Approach 3			Approach 4		
		Left	Thru	Right	Left	Thru	Right	Left	Thru	Right	Left	Thru	Right	Left	Thru	Right	Left	Thru	Right	Left	Thru	Right	Left	Thru	Right
Light	2032	9	12	1	36	172	2	10	12	43	2	288	16	8	5	3	100	256	36	1	8	16	0	163	25
	Dev	0	0	0	0	0	0	0	0	0	0	0	0	0	0	0	0	0	0	0	0	0	0	0	0
	2032+Dev	9	12	1	36	172	2	10	12	43	2	288	16	8	5	3	100	256	36	1	8	16	0	163	25
	Cummulative																								
	Cummulative+2032	9	12	1	36	172	2	10	12	43	2	288	16	8	5	3	100	256	36	1	8	16	0	163	25
Heavy	2032	0	0	1	14	50	0	3	3	3	0	147	5	3	1	1	2	25	2	0	0	5	0	23	11
	Dev	0	0	0	0	0	0	0	0	0	0	0	0	0	0	0	0.03945205	0	0	0	0	0	0	0	0
	2032+Dev	0	0	1	14	50	0	3	3	3	0	147	5	3	1	1	2	25	2	0	0	5	0	23	11
	Cummulative																								
	Cummulative+2032	0	0	1	14	50	0	3	3	3	0	147	5	3	1	1	2	25	2	0	0	5	0	23	11

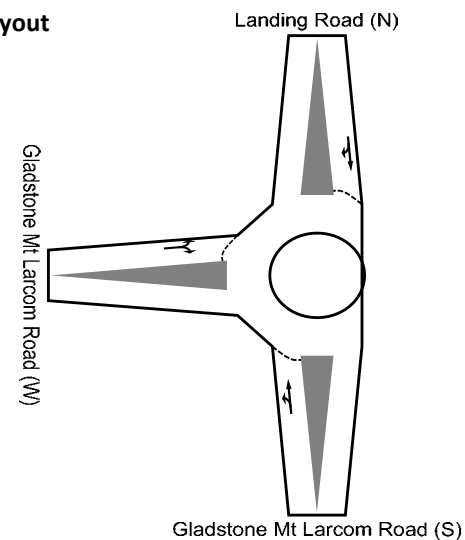


2010		AM Peak												PM Peak											
		Approach 1 - North			Approach 2 - South			Approach 3 - West			Approach 4			Approach 1 - North			Approach 2 - South			Approach 3 - West			Approach 4		
		Left	Thru	Right	Left	Thru	Right	Left	Thru	Right	Left	Thru	Right	Left	Thru	Right	Left	Thru	Right	Left	Thru	Right	Left	Thru	Right
Light	2010	21	4		116		41		0	185				47	4		194		13		1	100			
	Dev	0	0		0		0		0	0				0	0		0		0		0	0			
	2010+Dev	21	4	0	116	0	41	0	0	185	0	0	0	47	4	0	194	0	13	0	1	100	0	0	0
	Cummulative	7	310		0		14		0	0				13	0		0		6		310	0			
	Cummulative+2010	28	314	0	116	0	55	0	0	185	0	0	0	60	4	0	194	0	19	0	311	100	0	0	0
Heavy	2010	8	6		30		15		4	52				16	2		88		10		1	33			
	Dev	0	0		0		0		0	0				0	0		0		0		0	0			
	2010+Dev	8	6	0	30	0	15	0	4	52	0	0	0	16	2	0	88	0	10	0	1	33	0	0	0
	Cummulative	3	57		14		4		50	14				4	50		14		4		57	14			
	Cummulative+2010	11	63	0	44	0	19	0	54	66	0	0	0	20	52	0	102	0	14	0	58	47	0	0	0
2013		AM Peak												PM Peak											
		Approach 1 - North			Approach 2 - South			Approach 3 - West			Approach 4			Approach 1 - North			Approach 2 - South			Approach 3 - West			Approach 4		
		Left	Thru	Right	Left	Thru	Right	Left	Thru	Right	Left	Thru	Right	Left	Thru	Right	Left	Thru	Right	Left	Thru	Right	Left	Thru	Right
Light	2013	24	4		134		47		0	212				54	4		223		15		1	114			
	Dev	0	0		0		0		2	15				0	2		15		0		0	0			
	2013 + Dev	24	4	0	134	0	47	0	2	227	0	0	0	54	6	0	238	0	15	0	1	114	0	0	0
	Cummulative	1	181		4		88		2	57				89	2		57		1		181	5			
	Cummulative+2013	25	185	0	138	0	135	0	2	269	0	0	0	143	6	0	280	0	16	0	182	119	0	0	0
Heavy	2013	9	7		34		17		4	59				19	3		100		12		1	38			
	Dev	10	10		0		10		10	0				10	10		0		10		10	0			
	2013 + Dev	19	17	0	34	0	27	0	14	59	0	0	0	29	13	0	100	0	22	0	11	38	0	0	0
	Cummulative	11	17		1		13		10	1				12	10		1		12		17	1			
	Cummulative+2013	20	24	0	35	0	30	0	14	60	0	0	0	31	13	0	101	0	24	0	18	39	0	0	0
2019		AM Peak												PM Peak											
		Approach 1 - North			Approach 2 - South			Approach 3 - West			Approach 4			Approach 1 - North			Approach 2 - South			Approach 3 - West			Approach 4		
		Left	Thru	Right	Left	Thru	Right	Left	Thru	Right	Left	Thru	Right	Left	Thru	Right	Left	Thru	Right	Left	Thru	Right	Left	Thru	Right
Light	2019	30	5		167		59		0	265				67	5		279		19		2	142			
	Dev	20	0		0		64		2	22				64	2		22		20		0	0			
	2019+Dev	50	5	0	167	0	123	0	2	287	0	0	0	131	7	0	301	0	39	0	2	142	0	0	0
	Cummulative	29	0		5		110		2	169				106	2		169		29		0	5			
	Cummulative+2019	59	5	0	173	0	169	0	2	434	0	0	0	173	7	0	447	0	48	0	2	148	0	0	0
Heavy	2019	12	8		42		21		5	74				23	3		123		15		2	47			
	Dev	10	10		0		10		10	10				10	10		0		10		10	0			
	2019+Dev	22	18	0	42	0	31	0	15	84	0	0	0	33	13	0	123	0	25	0	12	47	0	0	0
	Cummulative	13	10		2		13		11	12				13	10		2		13		10	2			
	Cummulative+2019	25	18	0	44	0	34	0	16	86	0	0	0	36	13	0	125	0	28	0	12	49	0	0	0
2032		AM Peak												PM Peak											
		Approach 1 - North			Approach 2 - South			Approach 3 - West			Approach 4			Approach 1 - North			Approach 2 - South			Approach 3 - West			Approach 4		
		Left	Thru	Right	Left	Thru	Right	Left	Thru	Right	Left	Thru	Right	Left	Thru	Right	Left	Thru	Right	Left	Thru	Right	Left	Thru	Right
Light	2032	41	7		224		79		0	357				90	7		373		25		2	192			
	Dev	11	0		0		96		0	0				96	0		0		11		0	0			
	2032+Dev	52	7	0	224	0	175	0	0	357	0	0	0	186	7	0	373	0	36	0	2	192	0	0	0
	Cummulative	20	0		2		134		0	108				143	0		110		21		0	2			
	Cummulative+2032	61	7	0	225	0	213	0	0	465	0	0	0	233	7	0	483	0	46	0	2	194	0	0	0
Heavy	2032	16	11		59		29		7	99				32	5		172		20		2	63			
	Dev	0	0		0		0		0	0				0	0		0		0		0	0			
	2032+Dev	16	11	0	59	0	29	0	7	99	0	0	0	32	5	0	172	0	20	0	2	63	0	0	0
	Cummulative	1	0		1		0		0	3				1	0		1		2		0	1			
	Cummulative+2032	17	11	0	60	0	29	0	7	102	0	0	0	33	5	0	173	0	22	0	2	64	0	0	0

Existing Layout

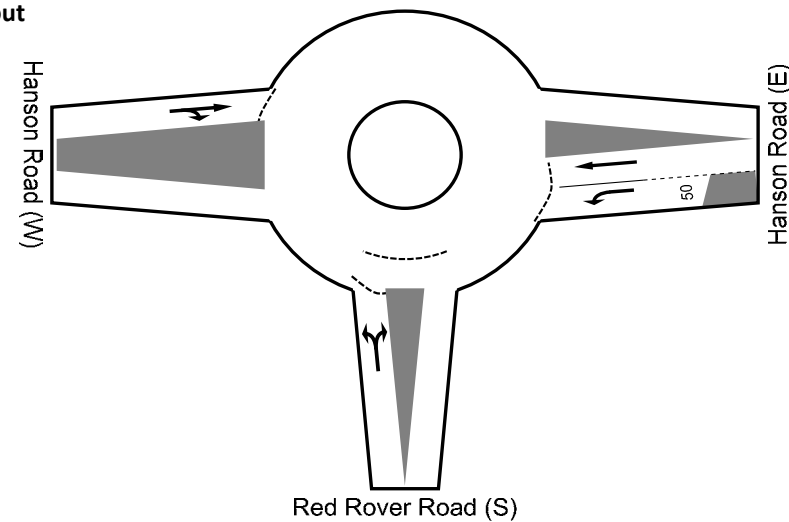


New Layout

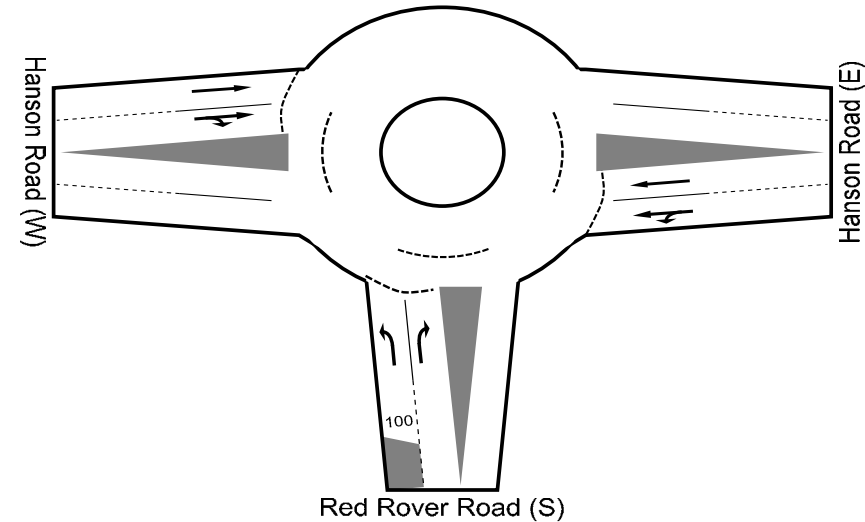


2010		AM Peak												PM Peak											
		Approach 1			Approach 2			Approach 3			Approach 4			Approach 1			Approach 2			Approach 3			Approach 4		
		Left	Thru	Right	Left	Thru	Right	Left	Thru	Right	Left	Thru	Right	Left	Thru	Right	Left	Thru	Right	Left	Thru	Right	Left	Thru	Right
Light	2010		265	36				138	661		149		177		527	109				307	197		17		112
	Dev		0	0				0	0		0		0		0	0				0	0		0		0
	2010+Dev	0	265	36	0	0	0	138	661	0	149	0	177	0	527	109	0	0	0	307	197	0	17	0	112
	Cummulative		6	0				110	331		28		0		403	64				0	6		0		0
	Cummulative+2010	0	271	36	0	0	0	248	992	0	177	0	177	0	930	173	0	0	0	307	203	0	17	0	112
Heavy	2010		40	17				36	78		8		24		66	7				11	31		7		5
	Dev		0	0				0	0		0		0		0	0				0	0		0		0
	2010+Dev	0	40	17	0	0	0	36	78	0	8	0	24	0	66	7	0	0	0	11	31	0	7	0	5
	Cummulative		30	2				2	20		2		0		32	2				0	20		2		0
	Cummulative+2010	0	70	19	0	0	0	38	98	0	10	0	24	0	98	9	0	0	0	11	51	0	9	0	5
2013		AM Peak												PM Peak											
		Approach 1			Approach 2			Approach 3			Approach 4			Approach 1			Approach 2			Approach 3			Approach 4		
		Left	Thru	Right	Left	Thru	Right	Left	Thru	Right	Left	Thru	Right	Left	Thru	Right	Left	Thru	Right	Left	Thru	Right	Left	Thru	Right
Light	2013		304	41				158	757		154		183		603	125				352	226		17		115
	Dev		15	0				0	0		0		0		0	0				0	15		0		0
	2013 + Dev	0	319	41	0	0	0	158	757	0	154	0	183	0	603	125	0	0	0	352	241	0	17	0	115
	Cummulative		61	0				139	507		13		0		204	82				0	18		0		0
	Cummulative+2013	0	364	41	0	0	0	297	1264	0	167	0	183	0	808	207	0	0	0	352	244	0	17	0	115
Heavy	2013		45	20				41	89		9		25		75	9				13	35		8		5
	Dev		10	0				0	10		0		0		10	0				0	10		0		0
	2013 + Dev	0	55	20	0	0	0	41	99	0	9	0	25	0	85	9	0	0	0	13	45	0	8	0	5
	Cummulative		25	2				2	21		2		0		24	3				0	21		2		0
	Cummulative+2013	0	70	22	0	0	0	43	110	0	11	0	25	0	99	12	0	0	0	13	56	0	10	0	5
2019		AM Peak												PM Peak											
		Approach 1			Approach 2			Approach 3			Approach 4			Approach 1			Approach 2			Approach 3			Approach 4		
		Left	Thru	Right	Left	Thru	Right	Left	Thru	Right	Left	Thru	Right	Left	Thru	Right	Left	Thru	Right	Left	Thru	Right	Left	Thru	Right
Light	2019		376	51				195	938		163		194		748	155				436	280		18		122
	Dev		44	0				0	64		0		0		64	0				0	42		0		0
	2019+Dev	0	420	51	0	0	0	195	1001	0	163	0	194	0	811	155	0	0	0	436	322	0	18	0	122
	Cummulative		160	8				0	793		78		0		778	66				0	136		10		0
	Cummulative+2019	0	536	59	0	0	0	195	1731	0	241	0	194	0	1526	221	0	0	0	436	416	0	28	0	122
Heavy	2019		56	25				51	111		9		26		93	11				16	44		8		6
	Dev		0	0				0	10		0		0		10	0				0	10		0		0
	2019+Dev	0	56	25	0	0	0	51	121	0	9	0	26	0	103	11	0	0	0	16	54	0	8	0	6
	Cummulative		16	3				0	27		3		0		26	11				0	25		2		0
	Cummulative+2019	0	72	28	0	0	0	51	138	0	12	0	26	0	119	22	0	0	0	16	69	0	10	0	6
2032		AM Peak												PM Peak											
		Approach 1			Approach 2			Approach 3			Approach 4			Approach 1			Approach 2			Approach 3			Approach 4		
		Left	Thru	Right	Left	Thru	Right	Left	Thru	Right	Left	Thru	Right	Left	Thru	Right	Left	Thru	Right	Left	Thru	Right	Left	Thru	Right
Light	2032		485	66				251	1207		249		296		962	199				561	360		28		186
	Dev		11	0				0	96		0		0		96	0				0	11		0		0
	2032+Dev	0	496	66	0	0	0	251	1303	0	249	0	296	0	1058	199	0	0	0	561	371	0	28	0	186
	Cummulative		72	10				0	721		79		0		723	79				0	59		11		0
	Cummulative+2032	0	557	76	0	0	0	251	1928	0	328	0	296	0	1685	278	0	0	0	561	419	0	39	0	186
Heavy	2032		72	32				66	143		14		40		120	14				20	57		12		9
	Dev		0	0				0	0		0		0		0	0				0	0		0		0
	2032+Dev	0	72	32	0	0	0	66	143	0	14	0	40	0	120	14	0	0	0	20	57	0	12	0	9
	Cummulative		8	1				0	11		1		0		10	1				0	8		0		0
	Cummulative+2032	0	80	33	0	0	0	66	154	0	15	0	40	0	130	15	0	0	0	20	65	0	12	0	9

Existing Layout

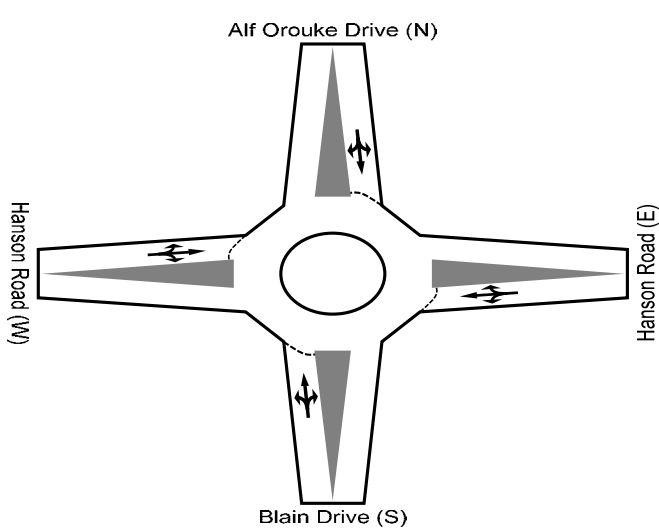


New Layout

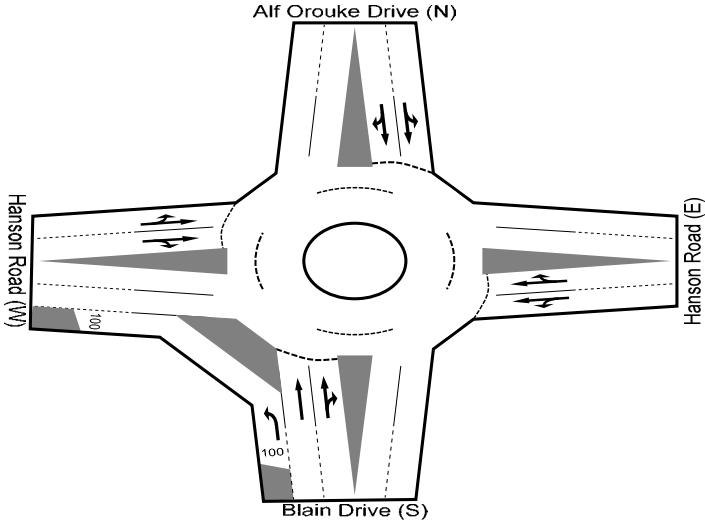


2010		AM Peak												PM Peak											
		Approach 1 - West			Approach 2 - North			Approach 3 - East			Approach 4 -south			Approach 1 - West			Approach 2 - North			Approach 3 - East			Approach 4 -south		
		Left	Thru	Right	Left	Thru	Right	Left	Thru	Right	Left	Thru	Right	Left	Thru	Right	Left	Thru	Right	Left	Thru	Right	Left	Thru	Right
Light	2010	109	282	177	7	71	62	43	292	65	497	191	34	27	330	256	100	237	94	122	325	17	128	28	38
	Dev	0	0	0	0	0	0	0	0	0	0	0	0	0	0	0	0	0	0	0	0	0	0	0	0
	2010+Dev	109	282	177	7	71	62	43	292	65	497	191	34	27	330	256	100	237	94	122	325	17	128	28	38
	Cummulative	0	5	7	0	0	0	0	131	0	273	0	0	0	131	98	0	0	0	0	5	0	0	0	0
	Cummulative+2010	109	287	184	7	71	62	43	423	65	770	191	34	27	461	354	100	237	94	122	330	17	128	28	38
Heavy	2010	13	54	19	4	9	13	18	75	18	26	18	11	16	40	10	15	11	12	9	46	4	5	5	1
	Dev	0	0	0	0	0	0	0	0	0	0	0	0	0	0	0	0	0	0	0	0	0	0	0	0
	2010+Dev	13	55	19	4	9	13	18	76	18	26	18	11	16	41	10	15	11	12	9	46	4	5	5	1
	Cummulative	0	23	2	0	0	0	0	23	0	5	0	0	10	12	6	0	0	0	10	13	0	6	0	
	Cummulative+2010	13	78	21	4	9	13	18	99	18	31	18	11	26	53	16	15	11	12	18	59	4	11	5	1
2013		AM Peak												PM Peak											
		Approach 1 - West			Approach 2 - North			Approach 3 - East			Approach 4 -south			Approach 1 - West			Approach 2 - North			Approach 3 - East			Approach 4 -south		
		Left	Thru	Right	Left	Thru	Right	Left	Thru	Right	Left	Thru	Right	Left	Thru	Right	Left	Thru	Right	Left	Thru	Right	Left	Thru	Right
Light	2013	126	327	205	8	80	70	48	331	73	563	217	39	31	382	296	113	269	106	138	368	19	145	32	43
	Dev	0	0	15	0	0	0	0	0	0	2	0	0	0	0	0	0	0	0	0	0	0	15	0	0
	2013 + Dev	126	327	220	8	80	70	48	331	73	565	217	39	31	382	296	113	269	106	138	368	19	160	32	43
	Cummulative	0	44	22	0	0	0	0	195	0	115	0	0	5	85	112	0	0	0	42	2	0	15	0	
	Cummulative+2013	126	371	227	8	80	70	48	526	73	678	217	39	35	467	408	113	269	106	180	370	19	160	32	43
Heavy	2013	15	63	22	4	10	15	21	86	21	29	21	12	19	47	12	17	12	14	10	52	4	6	6	1
	Dev	0	0	10	0	0	0	0	0.07142857	0	10	0	0	0	0	10	0	0	0	0	0.07142857	0	10	0	0
	2013 + Dev	15	63	32	4	10	15	21	86	21	39	21	12	19	47	22	17	12	14	10	53	4	16	6	1
	Cummulative	0	5	12	0	0	0	0	4	0	15	0	0	1	7	16	0	0	0	1	4	0	16	0	
	Cummulative+2013	15	68	34	4	10	15	21	90	21	44	21	12	20	54	28	17	12	14	11	57	4	22	6	1
2019		AM Peak												PM Peak											
		Approach 1 - West			Approach 2 - North			Approach 3 - East			Approach 4 -south			Approach 1 - West			Approach 2 - North			Approach 3 - East			Approach 4 -south		
		Left	Thru	Right	Left	Thru	Right	Left	Thru	Right	Left	Thru	Right	Left	Thru	Right	Left	Thru	Right	Left	Thru	Right	Left	Thru	Right
Light	2019	158	411	258	10	98	86	59	405	89	688	265	47	39	481	372	138	329	130	169	450	24	177	39	52
	Dev	0	0	44	0	0	0	0	0	0	64	0	0	0	0	64	0	0	0	0	0	0	42	0	0
	2019+Dev	158	411	302	10	98	86	59	405	89	752	265	47	39	481	435	138	329	130	169	450	24	219	39	52
	Cummulative	0	66	52	0	0	0	0	68	0	600	0	0	6	186	587	0	0	0	51	13	0	72	0	0
	Cummulative+2019	158	477	310	10	98	86	59	472	89	1288	265	47	44	667	958	138	329	130	220	463	24	249	39	52
Heavy	2019	18	79	28	5	12	19	25	105	25	35	25	15	24	59	15	20	15	17	12	64	5	7	7	2
	Dev	0	0	10	0	0	0	0	0	0	10	0	0	0	0	10	0	0	0	0	0	0	10	0	0
	2019+Dev	18	79	38	5	12	19	25	105	25	45	25	15	24	59	25	20	15	17	12	64	5	17	7	2
	Cummulative	0	6	19	0	0	0	0	7	0	19	0	0	1	5	19	0	0	0	1	6	0	19	0	0
	Cummulative+2019	18	85	47	5	12	19	25	112	25	54	25	15	25	64	34	20	15	17	13	70	5	26	7	2
2032		AM Peak												PM Peak											
		Approach 1 - West			Approach 2 - North			Approach 3 - East			Approach 4 -south			Approach 1 - West			Approach 2 - North			Approach 3 - East			Approach 4 -south		
		Left	Thru	Right	Left	Thru	Right	Left	Thru	Right	Left	Thru	Right	Left	Thru	Right	Left	Thru	Right	Left	Thru	Right	Left	Thru	Right
Light	2032	208	540	339	13	124	109	75	511	113	869	334	60	51	631	489	175	415	164	213	569	30	224	49	66
	Dev	0	0	11	0	0	0	0	0	0	96	0	0	0	0	96	0	0	0	0	0	0	11	0	0
	2032+Dev	208	540	350	13	124	109	75	511	113	964	334	60	51	631	584	175	415	164	213	569	30	235	49	66
	Cummulative	0	27	33	0	0	0	0	192	0	631	0	0	2	188	250	0	0	0	14	13	0	43	0	
	Cummulative+2032	208	567	372	13	124	109	75	703	113	1499	334	60	52	819	738	175	415	164	227	582	30	267	49	66
Heavy	2032	24	104	36	6	15	23	32	132	32	45	32	19	31	77	19	26	19	21	15	81	6	9	9	2
	Dev	0	0	0	0	0	0	0	0	0	0	0	0	0	0	0	0	0	0	0	0.01315068	0	0	0	0
	2032+Dev	24	104	36	6	15	23	32	132	32	45	32	19	31	77	19	26	19	21	15	81	6	9	9	2
	Cummulative	0	5	4	0	0	0	0	5	0	5	0	0	0	5	5	0	0	0	0	6	0	5	0	
	Cummulative+2032	24	109	40	6	15	23	32	137	32	50	32	19	31	82	24	26	19	21	15	87	6	14	9	2

Existing Layout

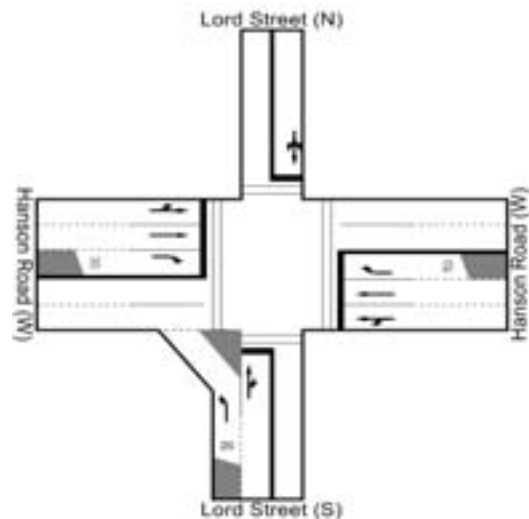


New Layout



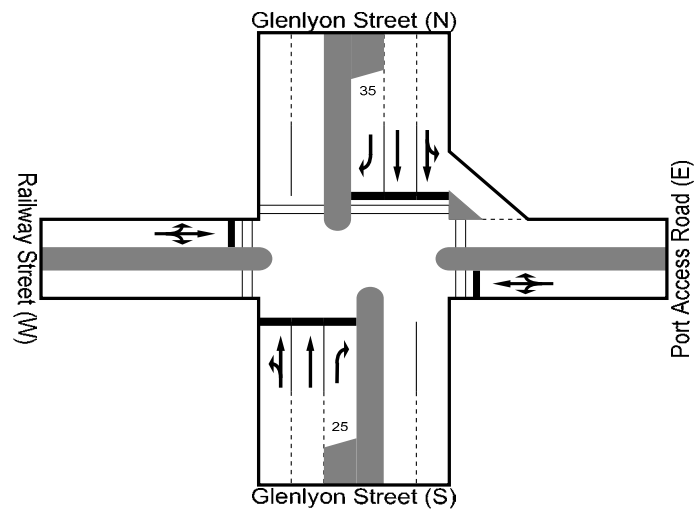
2010		AM Peak												PM Peak											
		Approach 1 - West			Approach 2 - North			Approach 3 - East			Approach 4 - South			Approach 1 - West			Approach 2 - North			Approach 3 - East			Approach 4 - South		
		Left	Thru	Right	Left	Thru	Right	Left	Thru	Right	Left	Thru	Right	Left	Thru	Right	Left	Thru	Right	Left	Thru	Right	Left	Thru	Right
Light	2010	44	230	45	25	68	108	79	398	69	135	79	128	74	496	120	47	79	97	80	258	50	67	67	117
	Dev	0	0	0	0	0	0	0	0	0	0	0	0	0	0	0	0	0	0	0	0	0	0	0	0
	2010+Dev	44	230	45	25	68	108	79	398	69	135	79	128	74	496	120	47	79	97	80	258	50	67	67	117
	Cummulative																								
	Cummulative+2010	44	230	45	25	68	108	79	398	69	135	79	128	74	496	120	47	79	97	80	258	50	67	67	117
Heavy	2010	6	53	8	5	2	10	8	66	1	7	7	9	0	33	7	0	9	0	4	41	2	5	1	3
	Dev	0	0	0	0	0	0	0	0	0	0	0	0	0	0	0	0	0	0	0	0	0	0	0	0
	2010+Dev	6	53	8	5	2	10	8	66	1	7	7	9	0	34	7	0	9	0	4	41	2	5	1	3
	Cummulative																								
	Cummulative+2010	6	53	8	5	2	10	8	66	1	7	7	9	0	33	7	0	9	0	4	41	2	5	1	3
2013		AM Peak												PM Peak											
		Approach 1 - West			Approach 2 - North			Approach 3 - East			Approach 4 - South			Approach 1 - West			Approach 2 - North			Approach 3 - East			Approach 4 - South		
		Left	Thru	Right	Left	Thru	Right	Left	Thru	Right	Left	Thru	Right	Left	Thru	Right	Left	Thru	Right	Left	Thru	Right	Left	Thru	Right
Light	2013	45	237	46	26	70	112	82	410	71	140	82	132	76	511	124	48	82	100	83	266	52	69	69	120
	Dev	0	0	0	0	0	0	0	0	0	0	0	0	0	0	0	0	0	0	0	0	0	0	0	0
	2013 + Dev	45	237	46	26	70	112	82	410	71	140	82	132	76	511	124	48	82	100	83	266	52	69	69	120
	Cummulative																								
	Cummulative+2013	45	237	46	26	70	112	82	410	71	140	82	132	76	511	124	48	82	100	83	266	52	69	69	120
Heavy	2013	6	55	9	5	2	11	9	68	1	8	8	10	0	34	8	0	10	0	4	42	2	5	1	3
	Dev	0	0	0	0	0	0	0	0.07142857	0	0	0	0	0	0.07142857	0	0	0	0	0	0.07142857	0	0	0	0
	2013 + Dev	6	55	9	5	2	11	9	68	1	8	8	10	0	34	8	0	10	0	4	42	2	5	1	3
	Cummulative																								
	Cummulative+2013	6	55	9	5	2	11	9	68	1	8	8	10	0	34	8	0	10	0	4	42	2	5	1	3
2019		AM Peak												PM Peak											
		Approach 1 - West			Approach 2 - North			Approach 3 - East			Approach 4 - South			Approach 1 - West			Approach 2 - North			Approach 3 - East			Approach 4 - South		
		Left	Thru	Right	Left	Thru	Right	Left	Thru	Right	Left	Thru	Right	Left	Thru	Right	Left	Thru	Right	Left	Thru	Right	Left	Thru	Right
Light	2019	48	252	49	27	74	118	87	435	75	148	87	140	81	542	131	51	87	106	88	282	55	73	73	128
	Dev	0	0	0	0	0	0	0	0	0	0	0	0	0	0	0	0	0	0	0	0	0	0	0	0
	2019+Dev	48	252	49	27	74	118	87	435	75	148	87	140	81	542	131	51	87	106	88	282	55	73	73	128
	Cummulative																								
	Cummulative+2019	48	252	49	27	74	118	87	435	75	148	87	140	81	542	131	51	87	106	88	282	55	73	73	128
Heavy	2019	7	58	9	6	2	11	9	72	1	8	8	10	0	36	8	0	10	0	5	44	2	6	1	3
	Dev	0	0	0	0	0	0	0	0	0	0	0	0	0	0	0	0	0	0	0	0	0	0	0	0
	2019+Dev	7	58	9	6	2	11	9	72	1	8	8	10	0	36	8	0	10	0	5	44	2	6	1	3
	Cummulative																								
	Cummulative+2019	7	58	9	6	2	11	9	72	1	8	8	10	0	36	8	0	10	0	5	44	2	6	1	3
2032		AM Peak												PM Peak											
		Approach 1 - West			Approach 2 - North			Approach 3 - East			Approach 4 - South			Approach 1 - West			Approach 2 - North			Approach 3 - East			Approach 4 - South		
		Left	Thru	Right	Left	Thru	Right	Left	Thru	Right	Left	Thru	Right	Left	Thru	Right	Left	Thru	Right	Left	Thru	Right	Left	Thru	Right
Light	2032	54	287	56	31	84	135	99	495	86	169	99	160	92	617	149	58	99	121	100	322	62	83	83	145
	Dev	0	0	0	0	0	0	0	0	0	0	0	0	0	0	0	0	0	0	0	0	0	0	0	0
	2032+Dev	54	287	56	31	84	135	99	495	86	169	99	160	92	617	149	58	99	121	100	322	62	83	83	145
	Cummulative																								
	Cummulative+2032	54	287	56	31	84	135	99	495	86	169	99	160	92	617	149	58	99	121	100	322	62	83	83	145
Heavy	2032	8	66	10	6	3	13	10	82	1	9	9	12	0	41	9	0	12	0	5	51	3	6	1	4
	Dev	0	0	0	0	0	0	0	0.01315068	0	0	0	0	0	0.01315068	0	0	0	0	0	0.01315068	0	0	0	0
	2032+Dev	8	66	10	6	3	13	10	82	1	9	9	12	0	42	9	0	12	0	5	51	3	6	1	4
	Cummulative																								
	Cummulative+2032	8	66	10	6	3	13	10	82	1	9	9	12	0	41	9	0	12	0	5	51	3	6	1	4

Existing Layout



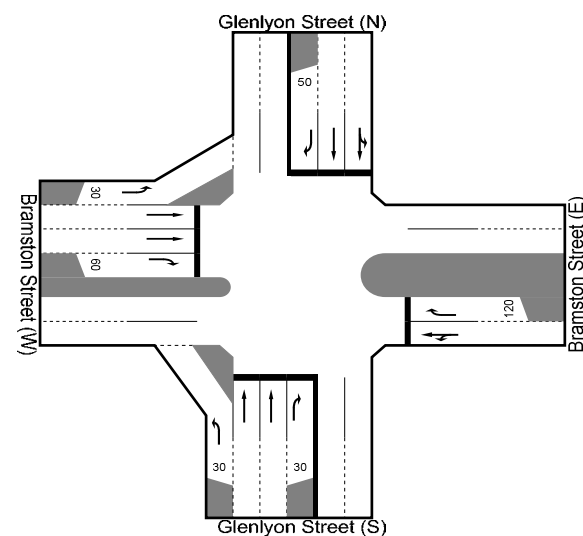
2010		AM Peak												PM Peak											
		Approach 1 - North			Approach 2 - East			Approach 3 - South			Approach 4 - West			Approach 1 - North			Approach 2 - East			Approach 3 - South			Approach 4 - West		
		Left	Thru	Right	Left	Thru	Right	Left	Thru	Right	Left	Thru	Right	Left	Thru	Right	Left	Thru	Right	Left	Thru	Right	Left	Thru	Right
Light	2010	47	524	26	27	38	98	41	1043	11	2	1	3	37	906	32	19	7	35	50	445	10	9	7	21
	Dev	0	0	0	0	0	0	0	0	0	0	0	0	0	0	0	0	0	0	0	0	0	0	0	0
	2010+Dev	47	524	26	27	38	98	41	1043	11	2	1	3	37	906	32	19	7	35	50	445	10	9	7	21
	Cummulative	0	0	0	0	0	0	0	0	0	0	0	0	0	0	0	0	0	0	0	0	0	0	0	0
	Cummulative+2010	47	524	26	27	38	98	41	1043	11	2	1	3	37	906	32	19	7	35	50	445	10	9	7	21
Heavy	2010	17	92	0	7	0	63	1	49	5	0	0	0	6	21	0	5	0	4	0	9	1	0	1	0
	Dev	0	0	0	1	0	0	0	0	1	0	0	0	0	0	0	1	0	0	0	0	1	0	0	0
	2010+Dev	17	92	0	7	0	63	1	50	6	0	0	0	6	21	0	6	0	4	0	10	2	0	1	0
	Cummulative	10	0	0	12	0	10	0	0	12	0	0	0	10	0	0	12	0	10	0	0	12	0	0	0
	Cummulative+2010	27	92	0	19	0	73	1	50	18	0	0	0	16	21	0	17	0	14	0	10	13	0	1	0
2013		AM Peak												PM Peak											
		Approach 1 - North			Approach 2 - East			Approach 3 - South			Approach 4 - West			Approach 1 - North			Approach 2 - East			Approach 3 - South			Approach 4 - West		
		Left	Thru	Right	Left	Thru	Right	Left	Thru	Right	Left	Thru	Right	Left	Thru	Right	Left	Thru	Right	Left	Thru	Right	Left	Thru	Right
Light	2013	49	540	27	31	43	113	42	1074	11	2	1	3	38	927	33	21	8	39	51	456	11	10	7	21
	Dev	0	0	0	0	0	0	0	0	0	0	0	0	0	0	0	0	0	0	0	0	0	0	0	0
	2013 + Dev	49	540	27	31	43	113	42	1074	11	2	1	3	38	927	33	21	8	39	51	456	11	10	7	21
	Cummulative	42	0	0	42	0	5	0	0	380	0	0	0	5	0	0	380	0	42	0	42	0	0	0	0
	Cummulative+2013	91	540	27	73	43	117	42	1074	391	2	1	3	43	927	33	400	8	81	51	456	53	10	7	21
Heavy	2013	17	94	0	8	0	73	1	51	5	0	0	0	6	21	0	6	0	4	0	10	1	0	1	0
	Dev	0	0	0	3	0	0	0	0	3	0	0	0	0	0	0	3	0	0	0	0	3	0	0	0
	2013 + Dev	17	94	0	10	0	73	1	51	8	0	0	0	6	21	0	8	0	4	0	10	4	0	1	0
	Cummulative	1	0	0	10	0	1	0	0	10	0	0	0	1	0	0	10	0	1	0	0	10	0	0	0
	Cummulative+2013	18	94	0	18	0	74	1	51	16	0	0	0	7	21	0	16	0	5	0	10	12	0	1	0
2019		AM Peak												PM Peak											
		Approach 1 - North			Approach 2 - East			Approach 3 - South			Approach 4 - West			Approach 1 - North			Approach 2 - East			Approach 3 - South			Approach 4 - West		
		Left	Thru	Right	Left	Thru	Right	Left	Thru	Right	Left	Thru	Right	Left	Thru	Right	Left	Thru	Right	Left	Thru	Right	Left	Thru	Right
Light	2019	52	573	29	39	54	141	45	1139	12	2	1	3	40	975	35	25	10	48	54	479	11	10	8	22
	Dev	0	0	0	0	0	0	0	0	0	0	0	0	0	0	0	0	0	0	0	0	0	0	0	0
	2019+Dev	52	573	29	39	54	141	45	1139	12	2	1	3	40	975	35	25	10	48	54	479	11	10	8	22
	Cummulative	51	0	0	51	0	6	0	0	463	0	0	0	6	0	0	463	0	51	0	0	51	0	0	0
	Cummulative+2019	103	573	29	90	54	147	45	1139	475	2	1	3	46	975	35	489	10	99	54	479	63	10	8	22
Heavy	2019	18	100	0	10	0	91	1	54	6	0	0	0	7	22	0	7	0	5	0	10	1	0	1	0
	Dev	0	0	0	3	0	0	0	0	3	0	0	0	0	0	0	3	0	0	0	0	3	0	0	0
	2019+Dev	18	100	0	13	0	91	1	54	9	0	0	0	7	22	0	10	0	5	0	10	4	0	1	0
	Cummulative	1	0	0	11	0	1	0	0	11	0	0	0	1	0	0	11	0	1	0	0	11	0	0	0
	Cummulative+2019	19	100	0	21	0	92	1	54	17	0	0	0	8	22	0	18	0	6	0	10	12	0	1	0
2032		AM Peak												PM Peak											
		Approach 1 - North			Approach 2 - East			Approach 3 - South			Approach 4 - West			Approach 1 - North			Approach 2 - East			Approach 3 - South			Approach 4 - West		
		Left	Thru	Right	Left	Thru	Right	Left	Thru	Right	Left	Thru	Right	Left	Thru	Right	Left	Thru	Right	Left	Thru	Right	Left	Thru	Right
Light	2032	59	652	33	50	70	183	51	1297	13	3	1	4	47	1141	41	38	15	70	63	561	13	12	9	26
	Dev	0	0	0	0	0	0	0	0	0	0	0	0	0	0	0	0	0	0	0	0	0	0	0	0
	2032+Dev	59	652	33	50	70	183	51	1297	13	3	1	4	47	1141	41	38	15	70	63	561	13	12	9	26
	Cummulative	14	0	0	14	0	2	0	0	129	0	0	0	2	0	0	129	0	14	0	0	14	0	0	0
	Cummulative+2032	73	652	33	64	70	184	51	1297	142	3	1	4	49	1141	41	167	15	84	63	561	27	12	9	26
Heavy	2032	21	114	0	13	0	118	1	62	7	0	0	0	8	26	0	10	0	8	0	12	1	0	1	0
	Dev	0	0	0	2	0	0	0	0	2	0	0	0	0	0	0	2	0	0	0	0	2	0	0	0
	2032+Dev	21	114	0	14	0	118	1	62	8	0	0	0	8	26	0	12	0	8	0	12	3	0	1	0
	Cummulative	0	0	0	4	0	0	0	0	4	0	0	0	0	0	0	4	0	0	0	0	4	0	0	0
	Cummulative+2032	21	114	0	17	0	118	1	62	11	0	0	0	8	26	0	14	0	8	0	12	6	0	1	0

Existing Layout



2010		AM Peak												PM Peak											
		Approach 1 - North			Approach 2 - East			Approach 3 - South			Approach 4 - West			Approach 1 - North			Approach 2 - East			Approach 3 - South			Approach 4 - West		
		Left	Thru	Right	Left	Thru	Right	Left	Thru	Right	Left	Thru	Right	Left	Thru	Right	Left	Thru	Right	Left	Thru	Right	Left	Thru	Right
Light	2010	38	232	111	8	133	76	78	784	58	549	652	357	42	758	232	27	311	77	201	157	94	53	261	16
	Dev	0	0	0	0	0	0	0	0	0	0	0	0	0	0	0	0	0	0	0	0	0	0	0	0
	2010+Dev	38	232	111	8	133	76	78	784	58	549	652	357	42	758	232	27	311	77	201	157	94	53	261	16
	Cummulative	0	0	0	0	0	0	0	0	0	0	0	0	0	0	0	0	0	0	0	0	0	0	0	0
	Cummulative+2010	38	232	111	8	133	76	78	784	58	549	652	357	42	758	232	27	311	77	201	157	94	53	261	16
Heavy	2010	3	32	5	0	1	3	0	70	0	15	4	7	1	26	2	0	3	3	2	0	0	0	17	0
	Dev	0	0	1	0	0	0	0	0	0	1	0	0	0	0	1	0	0	0	0	0	0	1	0	0
	2010+Dev	3	32	6	0	1	3	0	70	0	16	4	7	1	26	3	0	3	3	2	0	0	1	17	0
	Cummulative	0	0	0	12	0	0	0	0	0	12	0	0	0	0	12	0	0	0	0	0	0	12	0	0
	Cummulative+2010	3	32	18	0	1	3	0	70	0	27	4	7	1	26	15	0	3	3	2	0	0	12	17	0
2013		AM Peak												PM Peak											
		Approach 1 - North			Approach 2 - East			Approach 3 - South			Approach 4 - West			Approach 1 - North			Approach 2 - East			Approach 3 - South			Approach 4 - West		
		Left	Thru	Right	Left	Thru	Right	Left	Thru	Right	Left	Thru	Right	Left	Thru	Right	Left	Thru	Right	Left	Thru	Right	Left	Thru	Right
Light	2013	39	239	114	9	137	78	80	807	60	565	672	368	43	781	239	28	320	79	207	162	97	54	269	16
	Dev	0	0	0	0	0	0	0	0	0	0	0	0	0	0	0	0	0	0	0	0	0	0	0	0
	2013 + Dev	39	239	114	9	137	78	80	807	60	565	672	368	43	781	239	28	320	79	207	162	97	54	269	16
	Cummulative	0	0	42	0	0	0	0	0	0	380	0	0	0	0	380	0	0	0	0	0	0	42	0	0
	Cummulative+2013	39	239	156	9	137	78	80	807	60	945	672	368	43	781	618	28	320	79	207	162	97	96	269	16
Heavy	2013	3	33	5	0	1	3	0	72	0	15	4	8	1	27	2	0	3	3	2	0	0	0	17	0
	Dev	0	0	3	0	0	0	0	0	0	3	0	0	0	0	3	0	0	0	0	0	0	3	0	0
	2013 + Dev	3	33	8	0	1	3	0	72	0	18	4	8	1	27	5	0	3	3	2	0	0	3	17	0
	Cummulative	0	0	10	0	0	0	0	0	0	10	0	0	0	0	10	0	0	0	0	0	0	10	0	0
	Cummulative+2013	3	33	16	0	1	3	0	72	0	26	4	8	1	27	13	0	3	3	2	0	0	10	17	0
2019		AM Peak												PM Peak											
		Approach 1 - North			Approach 2 - East			Approach 3 - South			Approach 4 - West			Approach 1 - North			Approach 2 - East			Approach 3 - South			Approach 4 - West		
		Left	Thru	Right	Left	Thru	Right	Left	Thru	Right	Left	Thru	Right	Left	Thru	Right	Left	Thru	Right	Left	Thru	Right	Left	Thru	Right
Light	2019	41	253	121	9	145	83	85	857	63	600	713	390	46	829	253	30	340	84	220	172	103	58	286	17
	Dev	0	0	0	0	0	0	0	0	0	0	0	0	0	0	0	0	0	0	0	0	0	0	0	0
	2019+Dev	41	253	121	9	145	83	85	857	63	600	713	390	46	829	253	30	340	84	220	172	103	58	286	17
	Cummulative	0	0	51	0	0	0	0	0	0	463	0	0	0	0	463	0	0	0	0	0	0	51	0	0
	Cummulative+2019	41	253	172	9	145	83	85	857	63	1063	713	390	46	829	717	30	340	84	220	172	103	109	286	17
Heavy	2019	3	35	6	0	1	3	0	76	0	16	5	8	1	29	2	0	3	3	2	0	0	0	18	0
	Dev	0	0	3	0	0	0	0	0	0	3	0	0	0	0	3	0	0	0	0	0	0	3	0	0
	2019+Dev	3	35	9	0	1	4	0	76	0	19	5	8	1	29	5	0	3	4	2	0	0	3	18	0
	Cummulative	0	0	11	0	0	0	0	0	0	11	0	0	0	0	11	0	0	0	0	0	0	11	0	0
	Cummulative+2019	4	35	17	0	1	4	0	76	0	27	5	8	1	29	14	0	3	4	2	0	0	11	18	0
2032		AM Peak												PM Peak											
		Approach 1 - North			Approach 2 - East			Approach 3 - South			Approach 4 - West			Approach 1 - North			Approach 2 - East			Approach 3 - South			Approach 4 - West		
		Left	Thru	Right	Left	Thru	Right	Left	Thru	Right	Left	Thru	Right	Left	Thru	Right	Left	Thru	Right	Left	Thru	Right	Left	Thru	Right
Light	2032	47	288	138	10	165	94	97	974	72	682	811	444	52	943	288	34	386	96	250	195	117	65	325	20
	Dev	0	0	0	0	0	0	0	0	0	0	0	0	0	0	0	0	0	0	0	0	0	0	0	0
	2032+Dev	47	288	138	10	165	94	97	974	72	682	811	444	52	943	288	34	386	96	250	195	117	65	325	20
	Cummulative	0	0	14	0	0	0	0	0	0	129	0	0	0	0	129	0	0	0	0	0	0	14	0	0
	Cummulative+2032	47	288	152	10	165	94	97	974	72	811	811	444	52	943	417	34	386	96	250	195	117	80	325	20
Heavy	2032	4	39	7	0	1	4	0	86	0	18	5	9	1	33	3	0	4	4	3	0	0	0	21	0
	Dev	0	0	2	0	0	0	0	0	0	2	0	0	0	0	2	0	0	0	0	0	0	2	0	0
	2032+Dev	4	39	8	0	1	4	0	86	0	20	5	9	1	33	4	0	4	4	3	0	0	2	21	0
	Cummulative	0	0	4	0	0	0	0	0	0	4	0	0	0	0	4	0	0	0	0	0	0	4	0	0
	Cummulative+2032	4	39	11	0	1	4	0	86	0	23	5	9	1	33	7	0	4	4	3	0	0	4	21	0

Existing Layout



Appendix E Roads analysed

Section	Start	End	Capacity	2014	2015	2016	2017	2018	2019	2020	2021	2022	2023	2024	2025	2026	2027	2028	2029	2030	2031	2032	2033	2034	2035	2036	2037	2038	2039	2040	2041	2042	2043	2044	2045	2046	2047	2048	2049	2050																																																																																																																																																																																																																																																																																																																																																																																																																																																																																		
18A - Leitchfield Hwy	0	26.68	16,000	970	1,008	1,046	1,089	1,132	1,176	1,222	1,270	1,320	1,371	1,423	1,477	1,531	1,586	1,642	1,699	1,757	1,816	1,875	1,935	1,995	2,057	2,119	2,182	2,246	2,309	2,372	2,435	2,499	2,563	2,627	2,690	2,754	2,817	2,880	2,942	3,004	3,065	3,125																																																																																																																																																																																																																																																																																																																																																																																																																																																																																
60047 Leitchfield Hwy	0	26.68	16,000	970	1,008	1,046	1,089	1,132	1,176	1,222	1,270	1,320	1,371	1,423	1,477	1,531	1,586	1,642	1,699	1,757	1,816	1,875	1,935	1,995	2,057	2,119	2,182	2,246	2,309	2,372	2,435	2,499	2,563	2,627	2,690	2,754	2,817	2,880	2,942	3,004	3,065	3,125																																																																																																																																																																																																																																																																																																																																																																																																																																																																																
110m south Wabash	26.68	62.62	16,000	770	809	849	891	932	974	1,015	1,057	1,100	1,143	1,186	1,229	1,272	1,315	1,358	1,401	1,444	1,487	1,530	1,573	1,616	1,659	1,702	1,745	1,788	1,831	1,874	1,917	1,960	2,003	2,046	2,089	2,132	2,175	2,218	2,261	2,304	3,371																																																																																																																																																																																																																																																																																																																																																																																																																																																																																	
60049 Leitchfield Hwy	62.62	104.66	16,000	820	860	899	939	979	1,019	1,059	1,100	1,141	1,182	1,223	1,264	1,305	1,346	1,387	1,428	1,469	1,510	1,551	1,592	1,633	1,674	1,715	1,756	1,797	1,838	1,879	1,920	1,961	2,002	2,043	2,084	2,125	2,166	2,207	2,248	2,289	3,371																																																																																																																																																																																																																																																																																																																																																																																																																																																																																	
220m south Leitchfield Hwy	104.66	150.66	16,000	820	860	899	939	979	1,019	1,059	1,100	1,141	1,182	1,223	1,264	1,305	1,346	1,387	1,428	1,469	1,510	1,551	1,592	1,633	1,674	1,715	1,756	1,797	1,838	1,879	1,920	1,961	2,002	2,043	2,084	2,125	2,166	2,207	2,248	2,289	3,371																																																																																																																																																																																																																																																																																																																																																																																																																																																																																	
61626 Leitchfield Hwy	150.66	195.24	16,000	790	829	868	907	946	985	1,024	1,063	1,102	1,141	1,180	1,219	1,258	1,297	1,336	1,375	1,414	1,453	1,492	1,531	1,570	1,609	1,648	1,687	1,726	1,765	1,804	1,843	1,882	1,921	1,960	2,000	2,039	2,078	2,117	2,156	2,195	2,234	3,371																																																																																																																																																																																																																																																																																																																																																																																																																																																																																
440m Leitchfield Hwy	195.24	232.95	16,000	790	829	868	907	946	985	1,024	1,063	1,102	1,141	1,180	1,219	1,258	1,297	1,336	1,375	1,414	1,453	1,492	1,531	1,570	1,609	1,648	1,687	1,726	1,765	1,804	1,843	1,882	1,921	1,960	2,000	2,039	2,078	2,117	2,156	2,195	2,234	3,371																																																																																																																																																																																																																																																																																																																																																																																																																																																																																
124 Leitchfield Hwy	232.95	259.96	16,000	452	473	494	515	536	557	577	598	619	639	659	679	699	719	739	759	779	799	819	839	859	879	899	919	939	959	979	999	1,019	1,039	1,059	1,079	1,099	1,119	1,139	1,159	1,179	1,199	1,219	1,239																																																																																																																																																																																																																																																																																																																																																																																																																																																																															
238 Leitchfield Hwy	259.96	286.97	16,000	452	473	494	515	536	557	577	598	619	639	659	679	699	719	739	759	779	799	819	839	859	879	899	919	939	959	979	999	1,019	1,039	1,059	1,079	1,099	1,119	1,139	1,159	1,179	1,199	1,219	1,239																																																																																																																																																																																																																																																																																																																																																																																																																																																																															
146A - Leitchfield Hwy	0	1.5	36,000	12,272	13,642	15,38	17,474	19,910	22,784	26,108	29,982	34,416	39,410	44,964	51,078	57,752	64,986	72,780	81,134	90,058	99,542	109,596	120,220	131,414	143,178	155,512	168,416	181,890	195,934	210,548	225,732	241,486	257,810	274,604	291,868	309,592	327,776	345,920	364,024	382,088	400,112	418,096	436,040	453,954																																																																																																																																																																																																																																																																																																																																																																																																																																																																														
60051 Dawson Hwy	1	1.5	36,000	12,272	13,642	15,38	17,474	19,910	22,784	26,108	29,982	34,416	39,410	44,964	51,078	57,752	64,986	72,780	81,134	90,058	99,542	109,596	120,220	131,414	143,178	155,512	168,416	181,890	195,934	210,548	225,732	241,486	257,810	274,604	291,868	309,592	327,776	345,920	364,024	382,088	400,112	418,096	436,040	453,954																																																																																																																																																																																																																																																																																																																																																																																																																																																																														
61000 Dawson Hwy	1	3.13	36,000	23,036	26,108	30,058	34,912	40,570	47,034	54,306	62,382	71,262	80,946	91,434	102,734	114,846	127,670	141,216	155,482	170,466	186,178	202,618	219,794	237,614	256,080	275,192	294,850	315,052	335,798	357,080	378,898	401,254	424,146	447,574	471,538	496,038	520,074	544,646	568,746	593,378	618,534	643,216	668,426	693,660	718,914	744,186	769,474	794,774	819,994	845,234	870,494	895,764	920,994	946,234	971,474	996,714	1,021,954	1,047,194	1,072,434	1,097,674	1,122,914	1,148,154	1,173,394	1,198,634	1,223,874	1,249,114	1,274,354	1,299,594	1,324,834	1,349,994	1,375,234	1,400,474	1,425,714	1,450,954	1,476,194	1,501,434	1,526,674	1,551,914	1,577,154	1,602,394	1,627,634	1,652,874	1,678,114	1,703,354	1,728,594	1,753,834	1,779,074	1,804,314	1,829,554	1,854,794	1,880,034	1,905,274	1,930,514	1,955,754	1,980,994	2,006,234	2,031,474	2,056,714	2,081,954	2,107,194	2,132,434	2,157,674	2,182,914	2,208,154	2,233,394	2,258,634	2,283,874	2,309,114	2,334,354	2,359,594	2,384,834	2,409,994	2,435,234	2,460,474	2,485,714	2,510,954	2,536,194	2,561,434	2,586,674	2,611,914	2,637,154	2,662,394	2,687,634	2,712,874	2,738,114	2,763,354	2,788,594	2,813,834	2,839,074	2,864,314	2,889,554	2,914,794	2,940,034	2,965,274	2,990,514	3,015,754	3,040,994	3,066,234	3,091,474	3,116,714	3,141,954	3,167,194	3,192,434	3,217,674	3,242,914	3,268,154	3,293,394	3,318,634	3,343,874	3,369,114	3,394,354	3,419,594	3,444,834	3,470,074	3,495,314	3,520,554	3,545,794	3,571,034	3,596,274	3,621,514	3,646,754	3,671,994	3,697,234	3,722,474	3,747,714	3,772,954	3,798,194	3,823,434	3,848,674	3,873,914	3,899,154	3,924,394	3,949,634	3,974,874	4,000,114	4,025,354	4,050,594	4,075,834	4,101,074	4,126,314	4,151,554	4,176,794	4,202,034	4,227,274	4,252,514	4,277,754	4,302,994	4,328,234	4,353,474	4,378,714	4,403,954	4,429,194	4,454,434	4,479,674	4,504,914	4,530,154	4,555,394	4,580,634	4,605,874	4,631,114	4,656,354	4,681,594	4,706,834	4,732,074	4,757,314	4,782,554	4,807,794	4,833,034	4,858,274	4,883,514	4,908,754	4,933,994	4,959,234	4,984,474	5,009,714	5,034,954	5,060,194	5,085,434	5,110,674	5,135,914	5,161,154	5,186,394	5,211,634	5,236,874	5,262,114	5,287,354	5,312,594	5,337,834	5,363,074	5,388,314	5,413,554	5,438,794	5,464,034	5,489,274	5,514,514	5,539,754	5,564,994	5,590,234	5,615,474	5,640,714	5,665,954	5,691,194	5,716,434	5,741,674	5,766,914	5,792,154	5,817,394	5,842,634	5,867,874	5,893,114	5,918,354	5,943,594	5,968,834	5,994,074	6,019,314	6,044,554	6,069,794	6,095,034	6,120,274	6,145,514	6,170,754	6,195,994	6,221,234	6,246,474	6,271,714	6,296,954	6,322,194	6,347,434	6,372,674	6,397,914	6,423,154	6,448,394	6,473,634	6,498,874	6,524,114	6,549,354	6,574,594	6,599,834	6,625,074	6,650,314	6,675,554	6,700,794	6,726,034	6,751,274	6,776,514	6,801,754	6,826,994	6,852,234	6,877,474	6,902,714	6,927,954	6,953,194	6,978,434	7,003,674	7,028,914	7,054,154	7,079,394	7,104,634	7,129,874	7,155,114	7,180,354	7,205,594	7,230,834	7,256,074	7,281,314	7,306,554	7,331,794	7,357,034	7,382,274	7,407,514	7,432,754	7,457,994	7,483,234	7,508,474	7,533,714	7,558,954	7,584,194	7,609,434	7,634,674	7,659,914	7,685,154	7,710,394	7,735,634	7,760,874	7,786,114	7,811,354	7,836,594	7,861,834	7,887,074	7,912,314	7,937,554	7,962,794	7,988,034	8,013,274	8,038,514	8,063,754	8,088,994	8,114,234	8,139,474	8,164,714	8,189,954	8,215,194	8,240,434	8,265,674	8,290,914	8,316,154	8,341,394	8,366,634	8,391,874	8,417,114	8,442,354	8,467,594	8,492,834	8,518,074	8,543,314	8,568,554	8,593,794	8,619,034	8,644,274	8,669,514	8,694,754	8,719,994	8,745,234	8,770,474	8,795,714	8,820,954	8,846,194	8,871,434	8,896,674	8,921,914	8,947,154	8,972,394	8,997,634	9,022,874	9,048,114	9,073,354	9,098,594	9,123,834	9,149,074	9,174,314	9,199,554	9,224,794	9,250,034	9,275,274	9,300,514	9,325,754	9,350,994	9,376,234	9,401,474	9,426,714	9,451,954	9,477,194	9,502,434	9,527,674	9,552,914	9,578,154	9,603,394	9,628,634	9,653,874	9,679,114	9,704,354	9,729,594	9,754,834	9,780,074	9,805,314	9,830,554	9,855,794	9,881,034	9,906,274	9,931,514	9,956,754	9,981,994	10,007,234	10,032,474	10,057,714	10,082,954	10,108,194	10,133,434	10,158,674	10,183,914	10,209,154	10,234,394	10,259,634	10,284,874	10,310,114	10,335,354	10,360,594	10,385,834	10,411,074	10,436,314	10,461,554	10,486,794	10,512,034	10,537,274	10,562,514	10,587,754	10,612,994	10,638,234	10,663,474	10,688,714	10,713,954	10,739,194	10,764,434	10,789,674	10,814,914	10,840,154	10,865,394	10,890,634	10,915,874	10,941,114	10,966,354	10,991,594	11,016,834	11,042,074	11,067,314	11,092,554	11,117,794	11,143,034	11,168,274	11,193,514	11,218,754	11,243,994	11,269,234	11,294,474	11,319,714	11,344,954	11,370,194	11,395,434	11,420,674	11,445,914	11,471,154	11,496,394	11,521,634	11,546,874	11,572,114	11,597,354	11,622,594	11,647,834	11,673,074	11,698,314	11,723,554	11,748,794	11,774,034	11,799,274	11,824,514	11,849,754	11,874,994	11,900,234	11,925,474	11,950,714	11,975,954	12,001,194	12,026,434	12,051,674	12,076,914	12,102,154	12,127,394	12,152,634	12,177,874	12,203,114	12,228,354	12,253,594	12,278,834	12,304,074	12,329,314	12,354



WorleyParagon
resources in energy

[illegible]

G:\301001\00448 Walloons Expansion Project - EIS\10.0 Engineering\Transport & Urban Infrastructure\Traffic & Transport\Roads\SketchModel results for report v3 fishermans.xls

G:\301001\00448 Walcoons Expansion Project - EIS\10.0 Engineering\Transport & Urban Infrastructure\Traffic & Transport\Roads\SkeletonModel results for report v3 fishermans.xls

G:\301001\0048 Walloons Expansion Project - EIS\10.0 Engineering\Transport & Urban Infrastructure\Traffic & Transport\Roads\SketchModel results for report v3 fshermans.xls

G:\301001\00448 Walcoons Expansion Project - EIS\10.0 Engineering\Transport & Urban Infrastructure\Traffic & Transport\Roads\SketchModel results for report v3 fishermans.xls

Appendix F Pavement analysis results

Pavement Life Summary

MapInfo ID	ID	Road Section	Roughness Count	Count Year	Terminal Roughness	Yearly Roughness	Base Case				Base Case + AP LNG Traffic						Ultimate Traffic						
							HV per year (2009)	ESA/HV	Terminal Year	ESAs	HV per year (2009)	ESA/HV	Terminal Year	ESAs	Reduced Life (Years)	Reduced Life (Years, Months)	HV per year	ESA/HV	Terminal Year	ESAs	Reduced Life (Years)	Reduced Life (Years, Months)	Bring Forward Responsibility
52	1	Dalby-Kogan Rd - 340: Ch0 to Ch19.292	113	2008	175	1.1	4.79E+04	3.2	2066	9.57E+06	4.79E+04	3.2	2066	9.63E+06	0.3	0 years, 4 months	4.79E+04	3.2	2062	1.05E+07	4.1	4 years, 1 months	No
53	2	Dalby-Kogan Rd - 340: Ch19.292 to Ch47.682	102	2008	175	1.1	2.93E+04	3.2	2076	7.21E+06	2.93E+04	3.2	2075	7.27E+06	0.4	0 years, 5 months	2.93E+04	3.2	2069	8.11E+06	6.5	6 years, 6 months	No
54	3	Chinchilla-Tara Rd - 341: Ch0 to Ch22.51	105	2008	175	1.8	4.48E+04	3.2	2047	5.25E+06	4.48E+04	3.2	2047	5.25E+06	0.0	0 years, 0 months	4.48E+04	3.2	2046	5.37E+06	0.7	0 years, 8 months	No
55	4	Chinchilla-Tara Rd - 341: Ch22.51 to Ch43.49	77	2008	175	1.8	1.91E+04	3.2	2062	3.48E+06	1.91E+04	3.2	2060	3.67E+06	2.3	2 years, 4 months	1.91E+04	3.2	2058	3.79E+06	3.7	3 years, 8 months	Yes
56	5	Chinchilla-Tara Rd - 341: Ch43.49 to Ch68.67	70	2008	175	1.8	8.09E+03	3.2	2066	1.58E+06	8.09E+03	3.2	2065	1.58E+06	1.0	1 years, 0 months	8.09E+03	3.2	2062	1.70E+06	4.3	4 years, 4 months	No
57	6	Chinchilla-Tara Rd - 341: Ch68.67 to Ch69.2	135	2008	175	1.8	2.01E+04	3.2	2030	1.10E+06	2.01E+04	3.2	2030	1.10E+06	0.0	0 years, 0 months	2.01E+04	3.2	2028	1.22E+06	1.8	1 years, 10 months	No
58	7	Chinchilla-Tara Rd - 341: Ch69.2 to Ch69.72	118	2008	175	1.8	3.02E+04	3.2	2039	2.68E+06	3.02E+04	3.2	2039	2.68E+06	0.0	0 years, 0 months	3.02E+04	3.2	2038	2.80E+06	1.0	1 years, 0 months	No
59	8	Kogan-Condamine Rd - 342: Ch0 to Ch45.82	96	2008	175	3.1	2.22E+04	3.2	2033	1.46E+06	2.22E+04	3.2	2027	1.91E+06	6.2	6 years, 2 months	2.22E+04	3.2	2014	2.68E+06	19.4	19 years, 5 months	Yes
60	9	Kogan-Condamine Rd - 342: Ch45.82 to Ch71.41	103	2008	175	3.1	4.34E+04	3.2	2031	2.52E+06	4.34E+04	3.2	2027	3.03E+06	3.6	3 years, 7 months	4.34E+04	3.2	2021	3.79E+06	9.6	9 years, 7 months	Yes
65	10	Tara-Kogan Rd - 3402: Ch0 to Ch34.8	139	2008	175	1.9	1.86E+04	3.2	2027	7.86E+05	1.86E+04	3.2	2026	7.86E+05	1.0	1 years, 0 months	1.86E+04	3.2	2026	7.87E+05	1.0	1 years, 0 months	No
66	11	Tara-Kogan Rd - 3402: Ch34.8 to Ch43.03	150	2008	175	1.9	6.83E+03	3.2	2022	1.98E+05	6.83E+03	3.2	2018	2.68E+05	4.1	4 years, 1 months	6.83E+03	3.2	2017	2.70E+05	4.2	4 years, 2 months	Yes
74	12	Warra-Kogan Rd - 3403: Ch0 to Ch22.86	128	2008	175	1.9	1.68E+03	3.2	2033	7.54E+04	1.68E+03	3.2	2033	7.54E+04	0.0	0 years, 0 months	1.68E+03	3.2	#N/A	1.92E+05	#N/A	#N/A	No
67	13	Jackson-Wandoan Rd - 4302: Ch47.94 to Ch68.93	72	2008	175	1.9	6.16E+03	3.2	2062	9.32E+05	6.16E+03	3.2	2057	1.04E+06	5.3	5 years, 4 months	6.16E+03	3.2	2017	1.75E+06	44.6	44 years, 7 months	Yes
68	14	Jackson-Wandoan Rd - 4302: Ch68.93 to Ch81.1	128	2008	175	1.9	1.36E+04	3.2	2033	8.50E+05	1.36E+04	3.2	2031	9.39E+05	2.0	1 years, 12 months	1.36E+04	3.2	2012	1.60E+06	20.5	20 years, 6 months	Yes
70	15	Warrego Hwy - 18A: Ch0 to Ch7.22	58	2008	120	4.3	1.84E+06	3.2	2023	5.33E+07	1.84E+06	3.2	2022	5.37E+07	0.1	0 years, 1 months	1.84E+06	3.2	2022	5.39E+07	0.1	0 years, 1 months	No
71	16	Warrego Hwy - 18A: Ch7.22 to Ch15.06	57	2008	120	4.3	1.57E+06	3.2	2023	4.94E+07	1.57E+06	3.2	2023	4.98E+07	0.1	0 years, 1 months	1.57E+06	3.2	2023	5.00E+07	0.1	0 years, 1 months	No
72	17	Warrego Hwy - 18A: Ch15.06 to Ch18.88	45	2008	120	4.3	1.15E+06	3.2	2026	4.37E+07	1.15E+06	3.2	2026	4.41E+07	0.1	0 years, 1 months	1.15E+06	3.2	2025	4.43E+07	0.2	0 years, 2 months	No
73	18	Warrego Hwy - 18A: Ch18.88 to Ch28.9	52	2008	120	4.3	1.05E+06	3.2	2024	3.61E+07	1.05E+06	3.2	2024	3.64E+07	0.1	0 years, 1 months	1.05E+06	3.2	2024	3.66E+07	0.2	0 years, 2 months	No
30061	19	Warrego Hwy - 18A: Ch28.9 to Ch44.26	67	2008	120	4.3	1.26E+06	3.2	2020	2.89E+07	1.26E+06	3.2	2020	2.92E+07	0.1	0 years, 1 months	1.26E+06	3.2	2020	2.94E+07	0.2	0 years, 2 months	No
30066	20	Warrego Hwy - 18A: Ch44.26 to Ch47.86	65	2008	120	4.3	1.32E+06	3.2	2021	3.56E+07	1.32E+06	3.2	2021	3.59E+07	0.1	0 years, 1 months	1.32E+06	3.2	2021	3.61E+07	0.1	0 years, 1 months	No
60068	21	Warrego Hwy - 18A: Ch47.86 to Ch55.52	35	2008	120	4.3	1.28E+06	3.2	2028	5.37E+07	1.28E+06	3.2	2028	5.38E+07	0.1	0 years, 1 months	1.28E+06	3.2	2039	1.37E+07	-11.4	-11 years, -5 months	No
30041	22	Warrego Hwy - 18A: Ch55.52 to Ch75.37	52	2008	120	4.3	5.89E+05	3.2	2024	1.99E+07	5.89E+05	3.2	2024	2.03E+07	0.2	0 years, 2 months	5.89E+05	3.2	2024	2.05E+07	0.4	0 years, 5 months	No
30070	23	Warrego Hwy - 18A: Ch75.37 to Ch83.35	69	2008	120	4.3	1.03E+06	3.2	2020	2.25E+07	1.03E+06	3.2	2020	2.27E+07	0.1	0 years, 1 months	1.03E+06	3.2	2020	2.29E+07	0.2	0 years, 2 months	No
30001	24	Warrego Hwy - 18A: Ch83.35 to Ch92.76	60	2008	120	4.3	7.33E+05	3.2	2022	1.95E+07	7.33E+05	3.2	2022	1.98E+07	0.2	0 years, 2 months	7.33E+05	3.2	2022	2.01E+07	0.3	0 years, 4 months	No
31147	25	Warrego Hwy - 18A: Ch92.76 to Ch94.58	102	2008	120	4.3	4.60E+05	3.2	2012	3.14E+06	4.60E+05	3.2	2012	3.18E+06	0.0	0 years, 0 months	4.60E+05	3.2	2012	3.31E+06	0.2	0 years, 2 months	No
31145	26	Warrego Hwy - 18A: Ch94.58 to Ch95.01	85	2008	120	4.3	6.47E+05	3.2	2016	9.58E+06	6.47E+05	3.2	2016	9.71E+06	0.1	0 years, 1 months	6.47E+05	3.2	2016	9.93E+06	0.3	0 years, 4 months	No
1	27	Warrego Hwy - 18B: Ch0 to Ch0.99	108	2008	120	4	2.05E+06	3.2	2011	9.65E+06	2.05E+06	3.2	2011	9.65E+06	0.0	0 years, 0 months	2.05E+06	3.2	2011	9.66E+06	0.0	0 years, 0 months	No
2	28	Warrego Hwy - 18B: Ch0.99 to Ch2.21	80	2008	120	4	2.00E+06	3.2	2018	3.65E+07	2.00E+06	3.2	2018	3.68E+07	0.1	0 years, 1 months	2.00E+06	3.2	2018	3.70E+07	0.1	0 years, 1 months	No
3	29	Warrego Hwy - 18B: Ch2.21 to Ch3.74	99	2008	120	4	1.33E+06	3.2	2013	1.13E+07	1.33E+06	3.2	2013	1.14E+07	0.0	0 years, 0 months	1.33E+06	3.2	2013	1.15E+07	0.1	0 years, 1 months	No
4	30	Warrego Hwy - 18B: Ch3.74 to Ch4.52	75	2008	120	4	9.49E+05	3.2	2019	1.82E+07	9.49E+05	3.2	2019	1.85E+07	0.1	0 years, 1 months	9.49E+05	3.2	2019	1.87E+07	0.3	0 years, 4 months	No
5	31	Warrego Hwy - 18B: Ch4.52 to Ch6.63	68	2008	120	4	1.31E+06	3.2	2021	2.92E+07	1.31E+06	3.2	2021	2.95E+07	0.1	0 years, 1 months	1.31E+06	3.2	2021	2.97E+07	0.2	0 years, 2 months	No
6	32	Warrego Hwy - 18B: Ch6.63 to Ch10.59	66	2008	120	4	8.91E+05	3.2	2022	2.08E+07	8.91E+05	3.2	2022	2.11E+07	0.2	0 years, 2 months	8.91E+05	3.2	2021	2.14E+07	0.3	0 years, 4 months	No
7	33	Warrego Hwy - 18B: Ch10.59 to Ch26.83																					

MapInfo ID	ID	Road Section	Roughness Count	Count Year	Terminal Roughness	Yearly Roughness	Base Case				Base Case + AP LNG Traffic						Ultimate Traffic						
							HV per year (2009)	ESA/HV	Terminal		HV per year (2009)	ESA/HV	Terminal		Reduced Life (Years)	Reduced Life (Years, Months)	HV per year	ESA/HV	Terminal		Reduced Life (Years)	Reduced Life (Years, Months)	Bring Forward Responsibility
									Year	ESAs			Year	ESAs					Year	ESAs			
82	76	Gladstone-Mt Larcom Rd - 181: Ch0 to Ch1.345	66	2008	120	3	5.22E+05	3.2	2026	1.65E+07	5.22E+05	3.2	2025	1.73E+07	0.8	0 years, 10 months	5.22E+05	3.2	2023	1.97E+07	3.2	3 years, 2 months	No
83	77	Gladstone-Mt Larcom Rd - 181: Ch1.345 to Ch3.258	65	2008	120	3	4.17E+05	3.2	2026	1.69E+07	4.17E+05	3.2	2026	1.71E+07	0.2	0 years, 2 months	4.17E+05	3.2	2025	1.85E+07	1.4	1 years, 5 months	No
84	78	Gladstone-Mt Larcom Rd - 181: Ch3.258 to Ch4.625	72	2008	120	3	5.25E+05	3.2	2024	1.76E+07	5.25E+05	3.2	2023	1.78E+07	1.1	1 years, 1 months	5.25E+05	3.2	2019	2.31E+07	4.9	4 years, 11 months	Yes
85	79	Gladstone-Mt Larcom Rd - 181: Ch4.625 to Ch12.292	77	2008	120	3	5.29E+05	3.2	2022	1.69E+07	5.29E+05	3.2	2022	1.71E+07	0.1	0 years, 1 months	5.29E+05	3.2	2021	1.83E+07	1.0	1 years, 0 months	No
86	80	Gladstone-Mt Larcom Rd - 181: Ch12.292 to Ch32.14	53	2008	120	3	2.38E+05	3.2	2031	1.30E+07	2.38E+05	3.2	2030	1.31E+07	0.0	0 years, 0 months	2.38E+05	3.2	2029	1.38E+07	1.0	1 years, 0 months	No
87	81	Gladstone Port Access Rd - 183: Ch0 to Ch0.858	58	2008	120	3	2.36E+05	3.2	2029	1.21E+07	2.36E+05	3.2	2028	1.29E+07	1.1	1 years, 1 months	2.36E+05	3.2	2028	1.29E+07	1.1	1 years, 1 months	Yes
88	82	Eidsvold - Theodore Rd - 454: Ch0 to Ch2.971	80	2008	175	1.9	4.40E+04	3.2	2058	4.51E+06	4.40E+04	3.2	2058	4.51E+06	0.0	0 years, 0 months	4.40E+04	3.2	2056	4.76E+06	2.4	2 years, 5 months	No
89	83	Eidsvold - Theodore Rd - 454: Ch2.971 to Ch77.4	72	2008	175	1.9	1.15E+04	3.2	2062	1.68E+06	1.15E+04	3.2	2062	1.68E+06	0.0	0 years, 0 months	1.15E+04	3.2	2056	1.92E+06	6.5	6 years, 6 months	No
90	84	Eidsvold - Theodore Rd - 454: Ch77.4 to Ch92.118	179	2008	175	1.9	4.50E+03	3.2	2006	#N/A	4.50E+03	3.2	#N/A	#N/A	#N/A	#N/A	4.50E+03	3.2	#N/A	#N/A	#N/A	#N/A	#N/A
91	85	Eidsvold - Theodore Rd - 454: Ch92.118 to Ch141.789	87	2008	175	1.9	1.24E+04	3.2	2054	1.47E+06	1.24E+04	3.2	2054	1.47E+06	0.0	0 years, 0 months	1.24E+04	3.2	2048	1.71E+06	6.3	6 years, 4 months	No
92	86	Eidsvold - Theodore Rd - 454: Ch141.789 to Ch143.96	138	2008	175	1.9	3.83E+04	3.2	2028	1.31E+06	3.83E+04	3.2	2028	1.31E+06	0.0	0 years, 0 months	3.83E+04	3.2	2024	1.55E+06	3.3	3 years, 4 months	No
40169	87	Roma - Taroom Rd - 4397: Ch0 to Ch14.78	0	2008	175	1.9	2.04E+04	3.2	2100	#N/A	2.04E+04	3.2	#N/A	#N/A	#N/A	#N/A	2.04E+04	3.2	#N/A	#N/A	#N/A	#N/A	#N/A
40383	88	Roma - Taroom Rd - 4397: Ch14.78 to Ch47.93	0	2008	175	1.9	1.05E+04	3.2	2100	#N/A	1.05E+04	3.2	#N/A	#N/A	#N/A	#N/A	1.05E+04	3.2	#N/A	#N/A	#N/A	#N/A	#N/A
40550	89	Roma - Taroom Rd - 4397: Ch47.93 to Ch84.15	0	2008	175	1.9	4.74E+03	3.2	2100	#N/A	4.74E+03	3.2	#N/A	#N/A	#N/A	#N/A	4.74E+03	3.2	#N/A	#N/A	#N/A	#N/A	#N/A
40350	90	Roma - Taroom Rd - 4397: Ch84.15 to Ch149.42	0	2008	175	1.9	6.80E+03	3.2	2100	#N/A	6.80E+03	3.2	#N/A	#N/A	#N/A	#N/A	6.80E+03	3.2	#N/A	#N/A	#N/A	#N/A	#N/A
93	91	Bruce Hwy - 10E: Ch0 to Ch11.58	58	2008	110	4.5	4.52E+05	2.9	2020	9.55E+06	4.52E+05	2.9	2020	9.55E+06	0.0	0 years, 0 months	4.52E+05	2.9	2019	9.79E+06	0.2	0 years, 2 months	No
94	92	Bruce Hwy - 10E: Ch11.58 to Ch45.41	69	2008	110	4.5	3.96E+05	2.9	2017	6.27E+06	3.96E+05	2.9	2017	6.27E+06	0.0	0 years, 0 months	3.96E+05	2.9	2017	6.65E+06	0.5	0 years, 6 months	No
95	93	Bruce Hwy - 10E: Ch45.41 to Ch85.32	60	2008	110	4.5	5.59E+05	2.9	2019	9.72E+06	5.59E+05	2.9	2018	9.72E+06	1.0	1 years, 0 months	5.59E+05	2.9	2018	1.00E+07	1.3	1 years, 4 months	No
96	94	Bruce Hwy - 10E: Ch85.32 to Ch108.95	62	2008	110	4.5	5.09E+05	2.9	2019	1.01E+07	5.09E+05	2.9	2019	1.01E+07	0.0	0 years, 0 months	5.09E+05	2.9	2018	1.04E+07	0.3	0 years, 4 months	No
97	95	Bruce Hwy - 10E: Ch108.95 to Ch114.4	63	2008	110	4.5	5.34E+05	2.9	2018	9.15E+06	5.34E+05	2.9	2018	9.15E+06	0.0	0 years, 0 months	5.34E+05	2.9	2018	9.36E+06	0.2	0 years, 2 months	No
98	96	Bruce Hwy - 10E: Ch114.4 to Ch116.96	71	2008	110	4.5	5.91E+05	2.9	2017	8.53E+06	5.91E+05	2.9	2017	8.53E+06	0.0	0 years, 0 months	5.91E+05	2.9	2017	8.74E+06	0.2	0 years, 2 months	No
99	97	Bruce Hwy - 10E: Ch116.96 to Ch119.736	82	2008	110	4.5	1.04E+06	2.9	2014	1.08E+07	1.04E+06	2.9	2014	1.08E+07	0.0	0 years, 0 months	1.04E+06	2.9	2014	1.10E+07	0.1	0 years, 1 months	No
100	98	Bruce Hwy - 10E: Ch119.736 to Ch121.05	80	2008	110	4.5	1.13E+06	2.9	2015	1.18E+07	1.13E+06	2.9	2015	1.18E+07	0.0	0 years, 0 months	1.13E+06	2.9	2014	1.21E+07	0.1	0 years, 1 months	No
60047	99	Leichhardt Hwy - 26A: Ch0 to Ch25.68	64	2008	120	4.5	8.82E+04	3.2	2021	2.21E+06	8.82E+04	3.2	2020	2.23E+06	0.1	0 years, 1 months	8.82E+04	3.2	2016	3.16E+06	4.8	4 years, 10 months	No
60001	100	Leichhardt Hwy - 26A: Ch25.68 to Ch62.62	86	2008	120	4.5	8.87E+04	3.2	2016	1.31E+06	8.87E+04	3.2	2016	1.31E+06	0.0	0 years, 0 months	8.87E+04	3.2	2014	1.56E+06	1.3	1 years, 4 months	No
60048	101	Leichhardt Hwy - 26A: Ch62.62 to Ch86.04	60	2008	120	4.5	6.85E+04	3.2	2021	1.55E+06	6.85E+04	3.2	2021	1.55E+06	0.0	0 years, 0 months	6.85E+04	3.2	2019	1.80E+06	2.0	2 years, 0 months	No
60049	102	Leichhardt Hwy - 26A: Ch86.04 to Ch104.66	84	2008	120	4.5	7.11E+04	3.2	2016	9.55E+05	7.11E+04	3.2	2016	9.55E+05	0.0	0 years, 0 months	7.11E+04	3.2	2014	1.20E+06	2.0	2 years, 0 months	No
61526	103	Leichhardt Hwy - 26A: Ch104.66 to Ch105.22	96	2008	120	4.5	1.61E+05	3.2	2013	1.57E+06	1.61E+05	3.2	2013	1.59E+06	0.1	0 years, 1 months	1.61E+05	3.2	2012	1.89E+06	1.0	0 years, 12 months	No
60050	104	Leichhardt Hwy - 26A: Ch105.22 to Ch162.34	89	2008	120	4.5	7.43E+04	3.2	2015	7.63E+05	7.43E+04	3.2	2014	7.99E+05	1.3	1 years, 4 months	7.43E+04	3.2	2012	1.07E+06	3.3	3 years, 4 months	Yes
60051	105	Leichhardt Hwy - 26A: Ch162.34 to Ch170.29	91	2008	120	4.5	7.97E+04	3.2	2014	8.52E+05	7.97E+04	3.2	2014	8.85E+05	0.2	0 years, 2 months	7.97E+04	3.2	2012	1.13E+06	2.0	2 years, 0 months	No
60052	106	Leichhardt Hwy - 26A: Ch170.29 to Ch192.23	111	2008	120	4.5	7.96E+04	3.2	2010	1.27E+05	7.96E+04	3.2	2009	1.27E+05	1.0	1 years, 0 months	7.96E+04	3.2	2009	1.27E+05	1.0	1 years, 0 months	No
124	107	Leichhardt Hwy - 26A: Ch192.23 to Ch238.958	68	2008	120	4.5	6.46E+04	3.2	2020	1.57E+06	6.46E+04	3.2	20										

Main Roads Regi	Road Name	Chainage	Extents	Max Increase	Rehab Year no development	Rehab Year with development	rehab Year <2032	Bring Forward with development	Greater than 1 year
Fitzroy	26A - Leichhardt Hwy	Ch 0 to 25.68	Banana Regional Council boundary to Burnett Highway	0.4%	2020.5	2020.5	Yes	0.0	No
Fitzroy	26A - Leichhardt Hwy	Ch 105.22 to 162.34	Dawson Highway to Eidsvold - Theodore Rd	4.8%	2015.0	2013.7	Yes	1.3	Yes
Fitzroy	26A - Leichhardt Hwy	Ch 162.34 to 170.29	Eidsvold - Theodore Rd to Glenmoral Roundstone Road	3.1%	2014.4	2014.2	Yes	0.2	No
Fitzroy	26A - Leichhardt Hwy	Ch 170.29 to 192.23	Glenmoral Roundstone Road to 6.4km north Isla Gorge Road	4.5%	2010.0	2009.0	Yes	1.0	Yes
Fitzroy	26A - Leichhardt Hwy	Ch 192.23 to 238.956	6.4km north Isla Gorge Road to Joyonsons Road	5.4%	2019.6	2019.2	Yes	0.4	No
Fitzroy	26A - Leichhardt Hwy	Ch 238.956 to 256.508	Joyonsons Road to Roma - Taroom Rd	4.5%	2017.6	2017.4	Yes	0.2	No
Fitzroy	46A - Dawson Hwy	Ch 0 to 1.5	Gladstone Mr Larcom Road to Breslin Street	0.4%	2029.0	2027.9	Yes	1.1	Yes
Fitzroy	46A - Dawson Hwy	Ch 1.5 to 2.24	Breslin Street to Blaine Drive	0.7%	2028.3	2028.2	Yes	0.1	No
Fitzroy	46A - Dawson Hwy	Ch 2.24 to 3.13	Blain Drive to Phillip St	2.7%	2024.3	2024.1	Yes	0.2	No
Fitzroy	46A - Dawson Hwy	Ch 3.13 to 4.39	Philip Street to Penda Avenue	2.0%	2024.5	2024.1	Yes	0.4	No
Fitzroy	46A - Dawson Hwy	Ch 4.39 to 5.18	Penda Avenue to Chapman Drive	2.2%	2025.0	2023.7	Yes	1.3	Yes
Fitzroy	46A - Dawson Hwy	Ch 5.18 to 10.3	Chapman Drive to Harvey Road/Beecher Street	1.7%	2030.4	2028.5	Yes	1.9	Yes
Fitzroy	46A - Dawson Hwy	Ch 10.3 to 19.05	Harvey Road/Beecher Street to Bruce Highway	2.1%	2030.0	2027.5	Yes	2.5	Yes
Fitzroy	46A - Dawson Hwy	Ch 21.75 to 25.69	Taragoola Road to Gladstone Monto Road	4.5%	2030.9	2028.9	Yes	2.0	Yes
Fitzroy	46A - Dawson Hwy	Ch 25.69 to 101.15	Gladstone Monto Road to Argoon Kilburnie Road	5.6%	2008.1	2008.1	Yes	0.0	No
Fitzroy	46A - Dawson Hwy	Ch 101.15 to 113.87		4.3%	2021.4	2020.5	Yes	0.9	No
Fitzroy	46A - Dawson Hwy	Ch 113.87 to 116.97		3.1%	2020.5	2019.8	Yes	0.7	No
Fitzroy	46A - Dawson Hwy	Ch 116.97 to 119.9		0.6%	2013.5	2013.4	Yes	0.1	No
Fitzroy	46B - Dawson Hwy	Ch 1.37 to 26.8		3.9%	2013.3	2013.2	Yes	0.1	No
Darling Downs	18A - Warrego Hwy	Ch 0 to 7.22		0.1%	2022.5	2022.4	Yes	0.1	No
Darling Downs	18A - Warrego Hwy	Ch 7.22 to 15.06		0.2%	2022.9	2022.7	Yes	0.2	No
Darling Downs	18A - Warrego Hwy	Ch 15.06 to 18.88		0.2%	2025.7	2025.2	Yes	0.5	No
Darling Downs	18A - Warrego Hwy	Ch 18.88 to 28.9		0.2%	2023.9	2023.6	Yes	0.3	No
Darling Downs	18A - Warrego Hwy	Ch 28.9 to 44.26		0.3%	2020.4	2020.3	Yes	0.1	No
Darling Downs	18A - Warrego Hwy	Ch 44.26 to 47.86		0.3%	2020.9	2020.9	Yes	0.0	No
Darling Downs	18A - Warrego Hwy	Ch 55.52 to 75.37		0.4%	2023.9	2023.5	Yes	0.4	No
Darling Downs	18A - Warrego Hwy	Ch 75.37 to 83.35		0.3%	2019.9	2019.8	Yes	0.1	No
Darling Downs	18A - Warrego Hwy	Ch 83.35 to 92.76		0.3%	2022.1	2021.8	Yes	0.3	No
Darling Downs	18A - Warrego Hwy	Ch 92.76 to 94.58		0.8%	2012.2	2012.1	Yes	0.1	No
Darling Downs	18A - Warrego Hwy	Ch 94.58 to 95.01		0.4%	2016.3	2016.2	Yes	0.1	No
Darling Downs	18B - Warrego Hwy	Ch 0.99 to 2.21		0.2%	2018.2	2018.2	Yes	0.0	No
Darling Downs	18B - Warrego Hwy	Ch 2.21 to 3.74		0.3%	2013.2	2013.2	Yes	0.0	No
Darling Downs	18B - Warrego Hwy	Ch 3.74 to 4.52		0.4%	2019.4	2019.3	Yes	0.1	No
Darling Downs	18B - Warrego Hwy	Ch 4.52 to 6.63		0.3%	2021.1	2021.0	Yes	0.1	No
Darling Downs	18B - Warrego Hwy	Ch 6.63 to 10.59		0.5%	2021.7	2021.5	Yes	0.2	No
Darling Downs	18B - Warrego Hwy	Ch 10.59 to 26.83		0.4%	2020.1	2020.0	Yes	0.1	No
Darling Downs	18B - Warrego Hwy	Ch 26.83 to 80.82		1.1%	2018.2	2018.1	Yes	0.1	No
Darling Downs	18B - Warrego Hwy	Ch 80.82 to 84.19		2.0%	2011.4	2011.4	Yes	0.0	No
Darling Downs	18C - Warrego Hwy	Ch 0 to 1.09		1.6%	2007.7	2007.7	Yes	0.0	No
Darling Downs	18C - Warrego Hwy	Ch 1.09 to 25.115	450m south of Moonie Highway to 640m north of Moonie Highway, Dalby	1.9%	2016.3	2016.2	Yes	0.1	No
Darling Downs	18C - Warrego Hwy	Ch 25.115 to 45.195	640m north of Moonie Highway to 20km south of Warra Kogan Road	1.9%	2009.4	2009.4	Yes	0.0	No
Darling Downs	18C - Warrego Hwy	Ch 80.175 to 83.155	Chinchilla Tara Road to Auburn Road	1.6%	2014.6	2014.5	Yes	0.1	No
Darling Downs	18C - Warrego Hwy	Ch 83.155 to 106.355	Auburn Road to 1.8km west Davies Road	2.0%	2016.2	2016.0	Yes	0.2	No
Darling Downs	18C - Warrego Hwy	Ch 106.355 to 126.745	1.8km west Davies Road to Leichhardt Highway	3.6%	2018.0	2016.6	Yes	1.4	Yes
Darling Downs	18D - Warrego Hwy	Ch 0 to 1.135	Leichhardt Highway to Leichhardt Highway, Miles	6.8%	2027.6	2025.7	Yes	1.9	Yes
Darling Downs	18D - Warrego Hwy	Ch 1.135 to 44.099	Leichhardt Highway to Dulacca South Road	9.2%	2020.8	2019.9	Yes	0.9	No
Darling Downs	18D - Warrego Hwy	Ch 44.099 to 56.831	Dulacca South Road to Jackson Wondoon Road	5.4%	2014.1	2014.0	Yes	0.1	No
Darling Downs	18D - Warrego Hwy	Ch 56.831 to 101.157	Jackson Wondoon Road to Chadford Street	12.6%	2019.5	2017.7	Yes	1.8	Yes



Darling Downs	18D - Warrego Hwy	Ch 101.157 to 135.247	Chadford Street to Roma Surat Road	2021.4	2020.3	Yes	1.1	Yes
Darling Downs	18D - Warrego Hwy	Ch 135.247 to 141.267	Roma Surat Road to Carnarvon Highway	2030.7	2028.8	Yes	1.9	Yes
Darling Downs	26B - Leichhardt Hwy	Ch 0 to 60.47	Bridge Street, Taroom to Jackson Wondoan Road	2015.7	2015.5	Yes	0.2	No
Darling Downs	26B - Leichhardt Hwy	Ch 60.47 to 127.61	Jackson Wondoan Road to Warrego Highway	2020.2	2018.4	Yes	1.8	Yes
Darling Downs	26C - Leichhardt Hwy	Ch 0 to 32.02	Warrego Highway to Roma Condamine Road	2018.6	2010.0	Yes	8.6	Yes
Darling Downs	26C - Leichhardt Hwy	Ch 32.02 to 53.04	Roma Condamine Road to 16.6km south of Elerslea Ln	2012.3	2010.0	Yes	2.3	Yes
Darling Downs	26C - Leichhardt Hwy	Ch 176.37 to 205.21	29km north of Gore Highway to Gore Highway	2009.1	2009.1	Yes	0.0	No
Darling Downs	28B - Gore Hwy	Ch 0 to 49.92		2032.2	2031.5	Yes	0.7	No
Darling Downs	28B - Gore Hwy	Ch 49.92 to 121.55		2020.3	2020.1	Yes	0.2	No
Darling Downs	35A - Moonie Hwy	Ch 0 to 2.5	Warrego Highway to 2.5km south	2006.7	2006.7	Yes	0.0	No
Darling Downs	35A - Moonie Hwy	Ch 2.5 to 11		2009.9	2009.9	Yes	0.0	No
Darling Downs	86B - Surat Developmental Rd	Ch 0 to 0.05		1996.0	1996.0	Yes	0.0	No
Darling Downs	86B - Surat Developmental Rd	Ch 0.05 to 0.6	Moonie Highway to 600m west	1996.0	1996.0	Yes	0.0	No
Darling Downs	86B - Surat Developmental Rd	Ch 0.6 to 40.39	600m west of Moonie Highway to Tara	2013.0	2012.0	Yes	1.0	Yes
Darling Downs	325 - Dalby - Cecil Plains Rd	Ch 0 to 39.08	Warrego Highway to Milmerran Cecil Plains Road	2048.7	2042.8	No	5.9	Yes
Darling Downs	340 - Dalby-Kogan Rd	Ch 0 to 19.292		2065.9	2035.4	No	30.5	Yes
Darling Downs	340 - Dalby-Kogan Rd	Ch 19.292 to 47.682		2075.9	2044.8	No	31.1	Yes
Darling Downs	341 - Chinchilla-Tara Rd	Ch 22.51 to 43.49		2062.1	2033.6	No	28.5	Yes
Darling Downs	342 - Kogan-Condamine Rd	Ch 0 to 45.82	Kogan Condamine Road to Dougalls Road	2033.1	2024.3	Yes	8.8	Yes
Darling Downs	342 - Kogan-Condamine Rd	Ch 45.82 to 71.41	Tara-Kogan Road to 9.6km west Noel Robinson Road	2030.9	2025.8	Yes	5.1	Yes
Darling Downs	3251 - Milmerran - Cecil Plains Rd	Ch 0 to 45.61	9.6km west Noel Robinson Road to Leichhardt Highway	2035.9	2018.7	Yes	17.2	Yes
Darling Downs	3402 - Tara-Kogan Rd	Ch 34.8 to 43.03	Dalby- Cecil Plains Road to Gore Highway	2021.7	2017.6	Yes	4.1	Yes
South West	4302 - Jackson-Wandoan Rd	Ch 0 to 47.94	Kerrs Road to Dalby Kogan Road	2062.1	2036.3	No	25.8	Yes
Darling Downs	4302 - Jackson-Wandoan Rd	Ch 47.94 to 66.93	Warrego Highway to Roma Council boundary	2062.1	2038.5	No	23.6	Yes
Darling Downs	4302 - Jackson-Wandoan Rd	Ch 66.93 to 81.1	Roma Council boundary to Bundi Road	2032.6	2028.7	Yes	3.9	Yes
Darling Downs	86A - Surat Developmental Rd	Ch 119.3 to 142.67	Bundi Road to Leichhardt Highway	2010.0	2009.0	Yes	1.0	Yes
Darling Downs	86A - Surat Developmental Rd	Ch 142.67 to 146.95	Leichhardt Highway to 23km east	1999.1	1999.1	Yes	0.0	No
Darling Downs	181 - Gladstone-Mt Larcom Rd	Ch 147.51 to 147.86	23km east of Leichhardt Highway to 540m west of Chinchilla Tara Road	2001.2	2001.2	Yes	0.0	No
Fitzroy	181 - Gladstone-Mt Larcom Rd	Ch 0 to 1.345		2026.1	2026.0	Yes	0.1	No
Fitzroy	181 - Gladstone-Mt Larcom Rd	Ch 1.345 to 3.258	Dawson Highway to Hilderbrand Street	2026.2	2025.7	Yes	0.5	No
Fitzroy	181 - Gladstone-Mt Larcom Rd	Ch 3.258 to 4.625	Hilderbrand Street to Blain Drive	2024.0	2022.8	Yes	1.2	Yes
Fitzroy	181 - Gladstone-Mt Larcom Rd	Ch 4.625 to 12.292	Blain Drive to Red Rover Road	2022.4	2022.3	Yes	0.1	No
Fitzroy	181 - Gladstone-Mt Larcom Rd	Ch 12.292 to 32.14	Red Rover Road to Reid Road	2030.5	2028.8	Yes	1.7	Yes
Fitzroy	183 - Gladstone Port Access Rd	Ch 0 to 0.858	Reid Road to Bruce Highway	2028.8	2027.6	Yes	1.2	Yes
Fitzroy	10E - Bruce Hwy	Ch 0 to 11.58	Auckland Point to Gladstone Mt Larcom Road	2019.6	2019.5	Yes	0.1	No
Fitzroy	41D - Burnett Hwy	Ch 92.811 to 93.811		2003.9	2003.9	Yes	0.0	No
Darling Downs	28A - Gore Hwy	Ch 0 to 1.05	Warrego Highway to bend	2036.2	2034.9	No	1.3	Yes
Darling Downs	28A - Gore Hwy	Ch 1.05 to 1.95	Bend to 900m south	2037.2	2035.7	No	1.5	Yes
Darling Downs	28A - Gore Hwy	Ch 1.95 to 3.52	900m south of bend to 1.57km south of bend	2043.3	2037.8	No	5.5	Yes
Darling Downs	28A - Gore Hwy	Ch 3.52 to 5.59	1.57km south of bend to 3.64km south of bend	2023.7	2023.5	Yes	0.2	No
Darling Downs	28A - Gore Hwy	Ch 5.59 to 35.57		2038.9	2034.5	No	4.4	Yes
Darling Downs	28A - Gore Hwy	Ch 35.57 to 79.54		2029.1	2029.0	Yes	0.1	No

Appendix G Growth rates

G:\310100100448 Walloons Expansion Project - EIS\10.0 Engineering\Transport & Urban Infrastructure\Traffic & Transport\Roads\SketchModel results for report v2.xls



WorleyParsons
resources & energy

[illegible]